

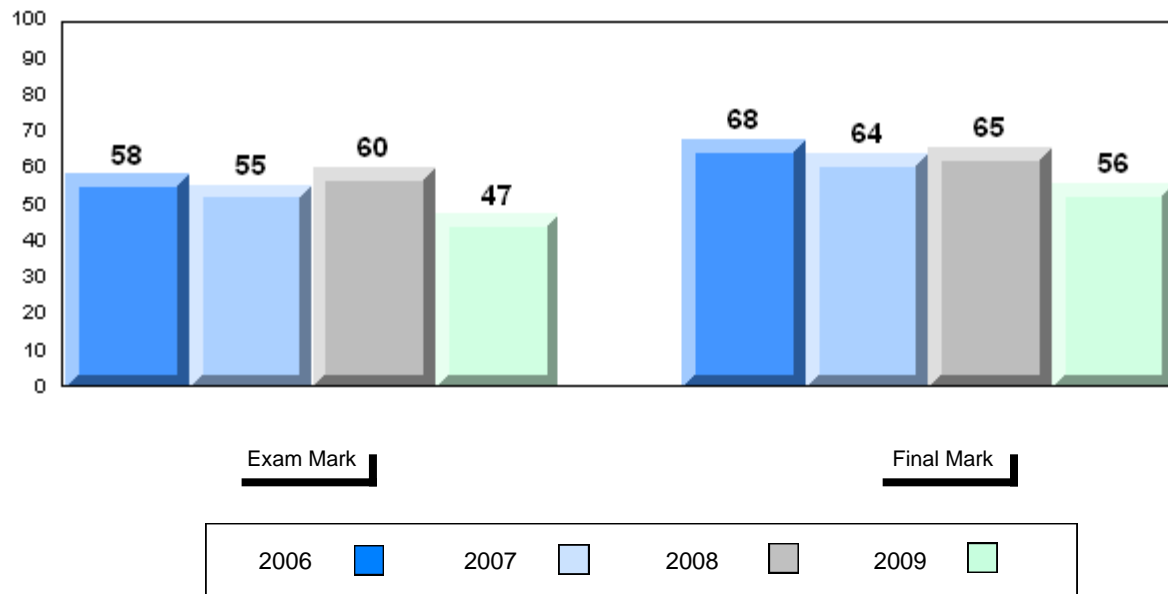
District 1 - Labrador

#010 - Menihek High School, Labrador City

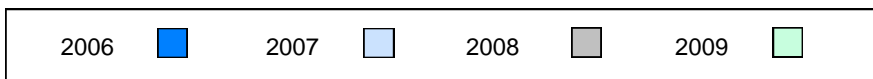
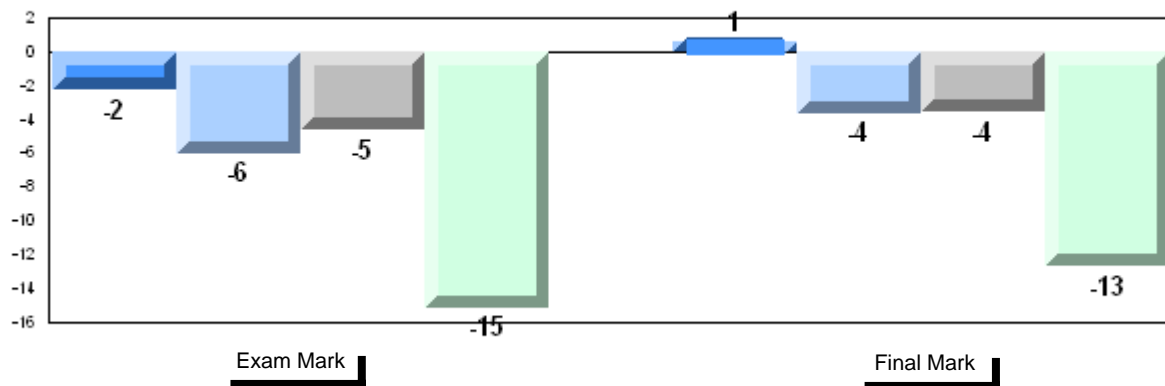
Grades: 8-12

Number of Students	42						
		Public Exam Mark	School vs District	School vs Province	Final Mark	School vs District	School vs Province
Chemistry 3202	School	47.1	q	q	55.6	q	q
	District	52.7			60.4		
	Province	62.2			68.3		
<u>Subtest</u>							
Kinetics/Equilibrium	School	60.2	q	q			
	District	64.1					
	Province	68.5					
Acids/Bases	School	46.9	q	q			
	District	51.4					
	Province	59.6					
Thermochem	School	49.5	q	q			
	District	56.8					
	Province	63.6					
Electrochem	School	26.6	q	q			
	District	33.9					
	Province	55.6					

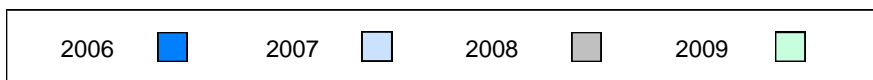
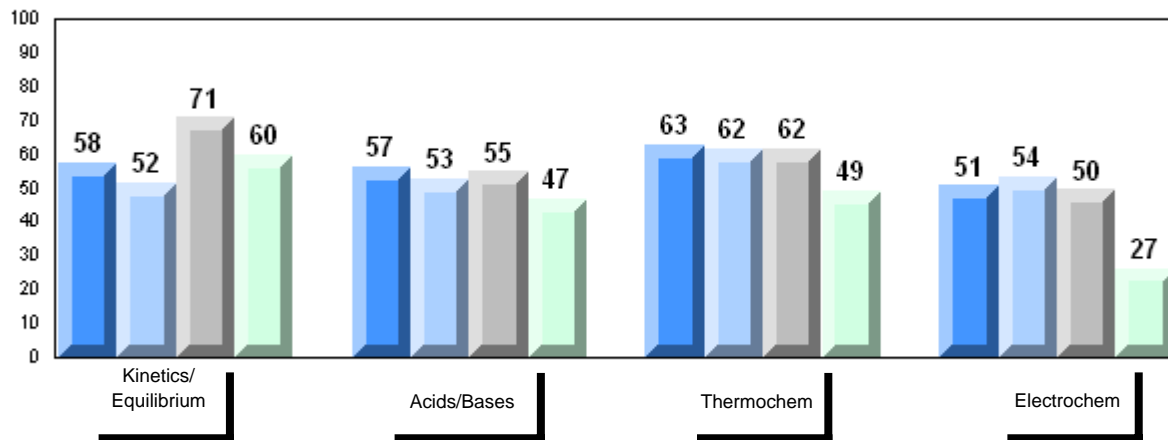
Average Mark, 2006-2009



Difference from Provincial Mean, 2006-2009



4 Year Public Exam (Subtest) Mark Trend 2006-2009



District 1 - Labrador

#015 - Lake Melville School, North West River

Grades: K-12

Number of Students 1

Chemistry 3202 School
 District
 Province

Subtest

**Kinetics/
 Equilibrium** School
 District
 Province

Acids/Bases School
 District
 Province

Thermochem School
 District
 Province

Electrochem School
 District
 Province

Public Exam Mark	School vs District	School vs Province
School data with 5 or fewer students withheld for reasons of confidentiality		

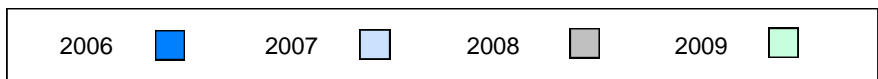
Final Mark	School vs District	School vs Province
School data with 5 or fewer students withheld for reasons of confidentiality		

Average Mark, 2006-2009

School data with 5 or fewer students withheld for reasons of confidentiality

Exam Mark

Final Mark



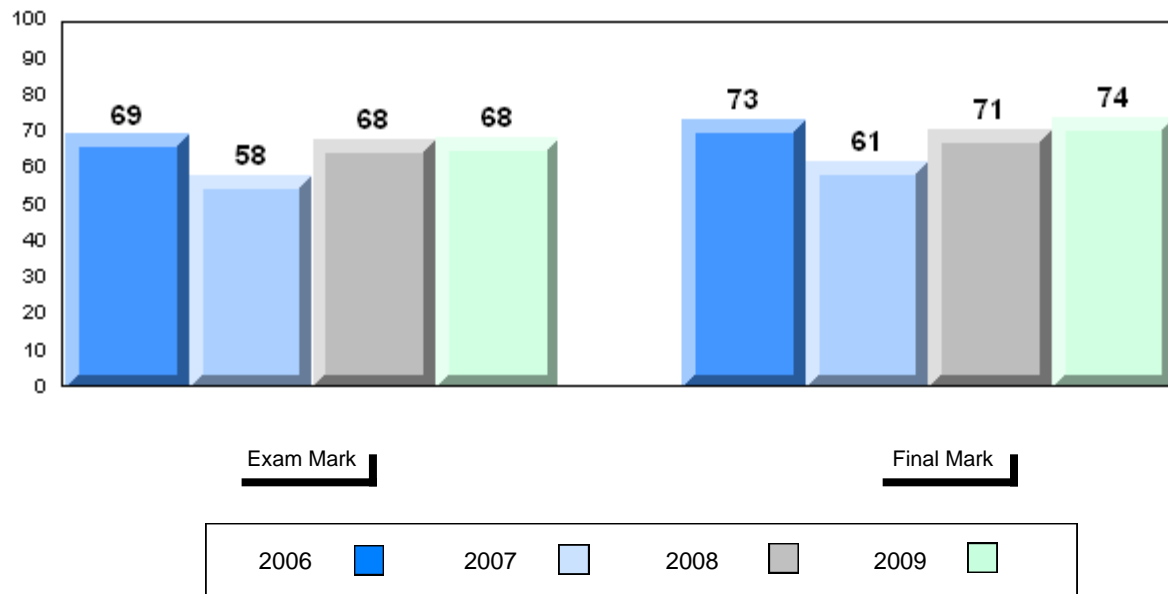
District 1 - Labrador

#477 - Mealy Mountain Collegiate, Happy Valley-Goose Bay

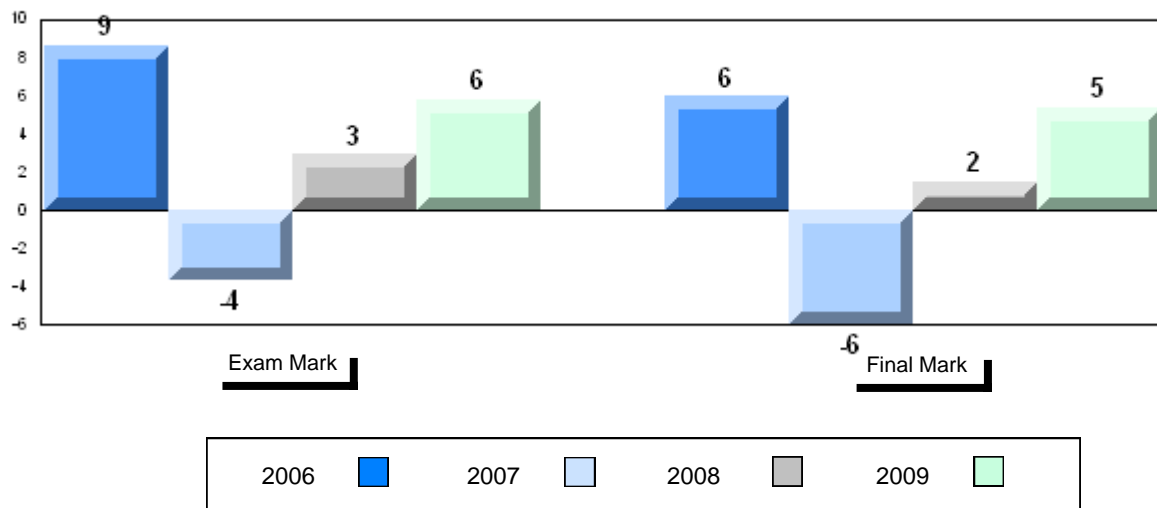
Grades: 8-12

Number of Students	16						
		Public Exam Mark	School vs District	School vs Province	Final Mark	School vs District	School vs Province
Chemistry 3202	School	68.0	P	P	73.7	P	P
	District	52.7			60.4		
	Province	62.2			68.3		
<u>Subtest</u>							
Kinetics/Equilibrium	School	74.5	P	P			
	District	64.1					
	Province	68.5					
Acids/Bases	School	64.6	P	P			
	District	51.4					
	Province	59.6					
Thermochem	School	76.1	P	P			
	District	56.8					
	Province	63.6					
Electrochem	School	53.4	P	F			
	District	33.9					
	Province	55.6					

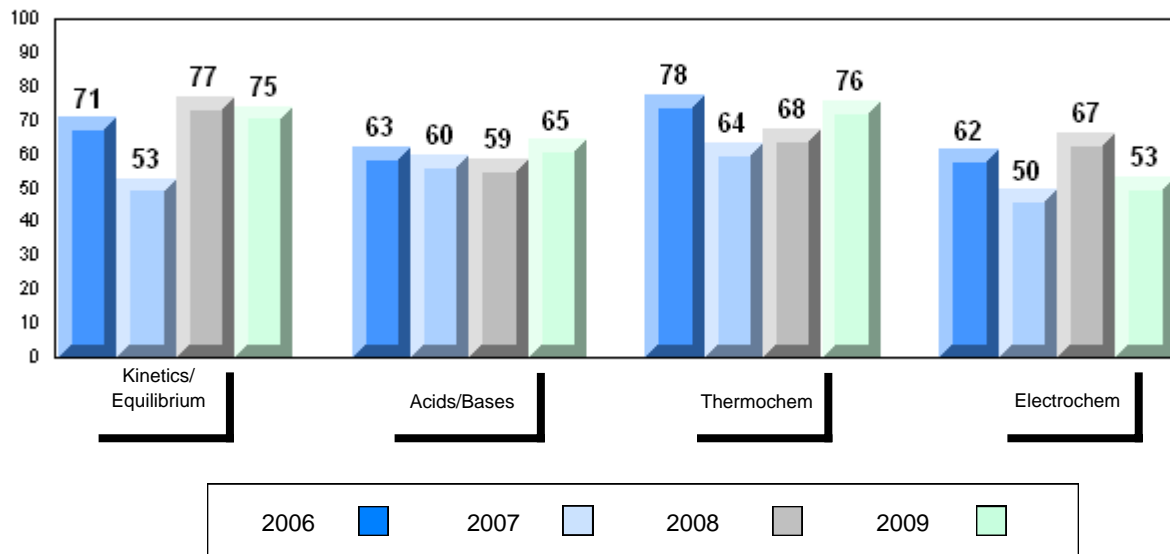
Average Mark, 2006-2009



Difference from Provincial Mean, 2006-2009



4 Year Public Exam (Subtest) Mark Trend 2006-2009



District 2 - Western

#022 - William Gillett Academy, Charlottetown, LAB

Grades: K-12

Number of Students 2

Chemistry 3202 School
 District
 Province

Subtest

**Kinetics/
 Equilibrium** School
 District
 Province

Acids/Bases School
 District
 Province

Thermochem School
 District
 Province

Electrochem School
 District
 Province

Public Exam Mark	School vs District	School vs Province
School data with 5 or fewer students withheld for reasons of confidentiality		

Final Mark	School vs District	School vs Province
School data with 5 or fewer students withheld for reasons of confidentiality		

Average Mark, 2006-2009

School data with 5 or fewer students withheld for reasons of confidentiality

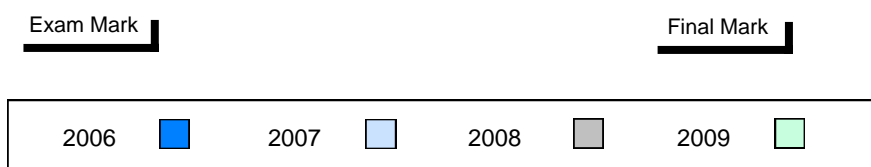
Exam Mark

Final Mark



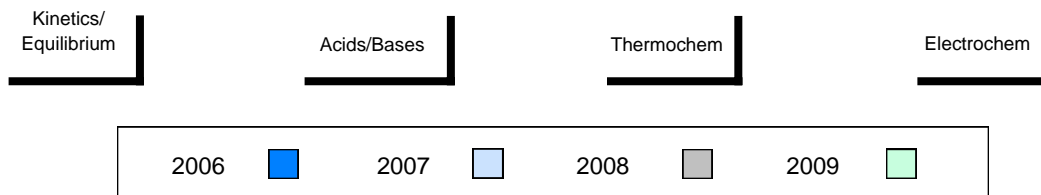
Difference from Provincial Mean, 2006-2009

School data with 5 or fewer students withheld for reasons of confidentiality



4 Year Public Exam (Subtest) Mark Trend 2006-2009

School data with 5 or fewer students withheld for reasons of confidentiality



District 2 - Western

#030 - Mountain Feild Academy, Forteau

Grades: K-12

Number of Students 11

Chemistry 3202

School
 District
 Province

Public Exam Mark

School vs District

School vs Province

50.7
 58.8
 62.2

q

q

Final Mark

School vs District

School vs Province

59.7
 65.8
 68.3

q

q

Subtest

**Kinetics/
 Equilibrium**

School
 District
 Province

61.5
 67.2
 68.5

q

q

Acids/Bases

School
 District
 Province

48.6
 56.4
 59.6

q

q

Thermochem

School
 District
 Province

52.6
 61.1
 63.6

q

q

Electrochem

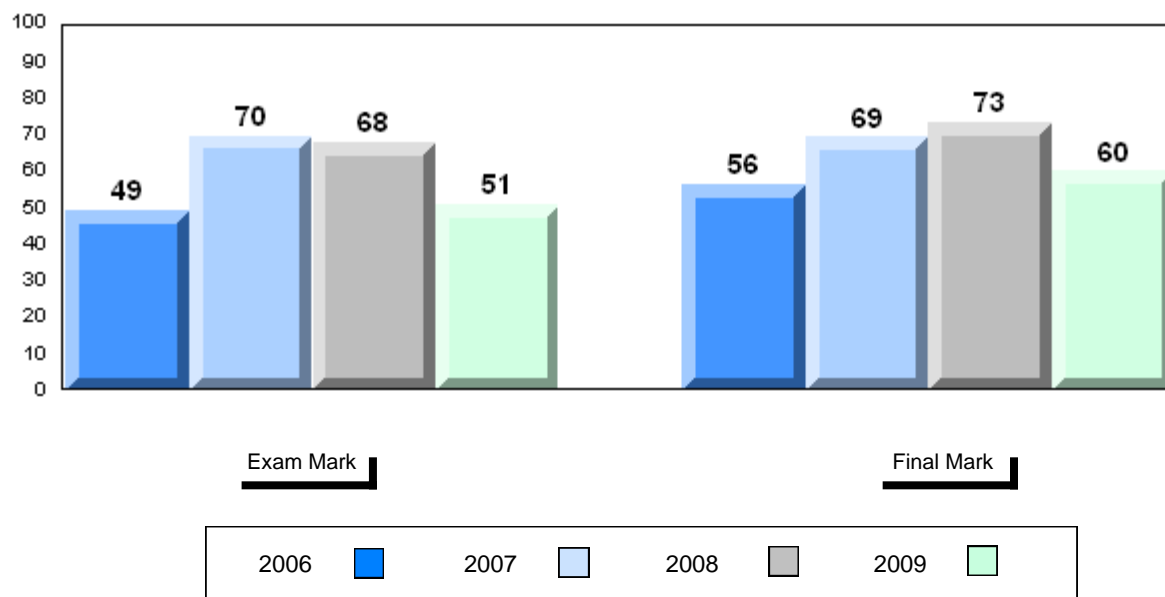
School
 District
 Province

37.1
 47.8
 55.6

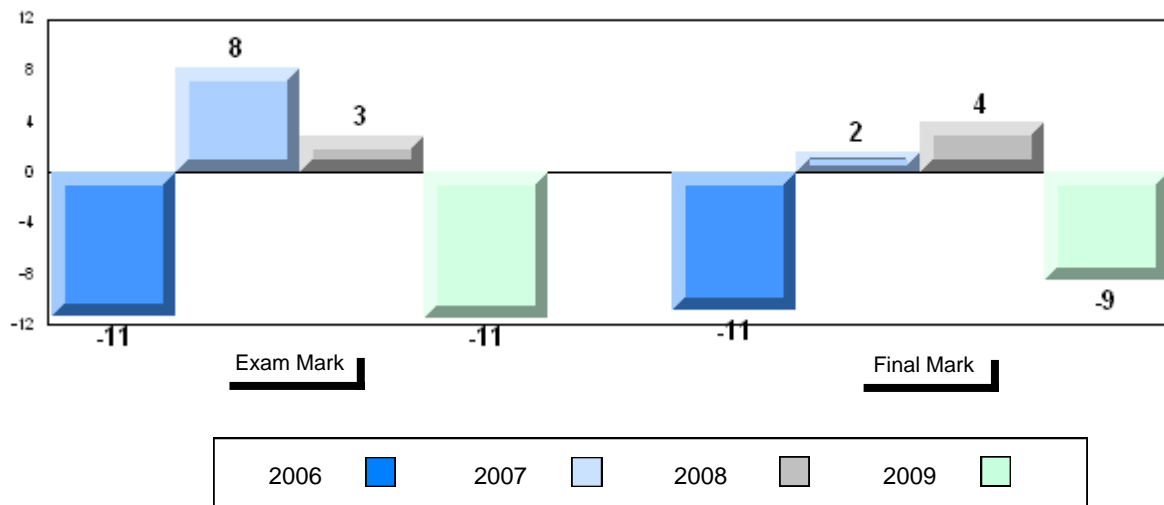
q

q

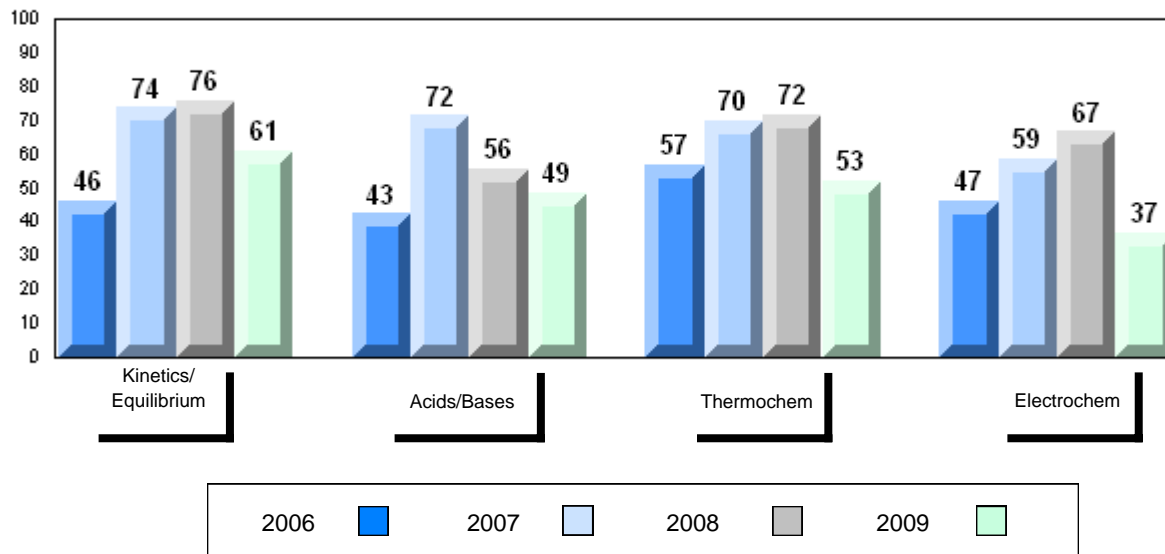
Average Mark, 2006-2009



Difference from Provincial Mean, 2006-2009



4 Year Public Exam (Subtest) Mark Trend 2006-2009



District 2 - Western

#039 - Mary Simms All-Grade, Main Brook

Grades: K-3,5,7-12

Number of Students 4

Chemistry 3202 School
 District
 Province

Subtest

**Kinetics/
 Equilibrium** School
 District
 Province

Acids/Bases School
 District
 Province

Thermochem School
 District
 Province

Electrochem School
 District
 Province

Public Exam Mark	School vs District	School vs Province
School data with 5 or fewer students withheld for reasons of confidentiality		





Final Mark	School vs District	School vs Province
School data with 5 or fewer students withheld for reasons of confidentiality		

Average Mark, 2006-2009

School data with 5 or fewer students withheld for reasons of confidentiality

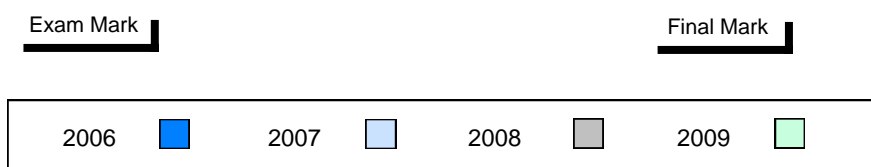
Exam Mark

Final Mark

2006		2007		2008		2009	
------	---	------	---	------	---	------	---

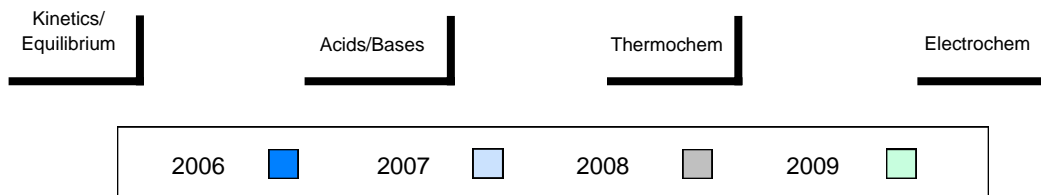
Difference from Provincial Mean, 2006-2009

School data with 5 or fewer students withheld for reasons of confidentiality



4 Year Public Exam (Subtest) Mark Trend 2006-2009

School data with 5 or fewer students withheld for reasons of confidentiality



District 2 - Western

#040 - St. Mary's AG, Mary's Harbour

Grades: K-12

Number of Students 1

Chemistry 3202 School
 District
 Province

Subtest

**Kinetics/
 Equilibrium** School
 District
 Province

Acids/Bases School
 District
 Province

Thermochem School
 District
 Province

Electrochem School
 District
 Province

Public Exam Mark	School vs District	School vs Province
School data with 5 or fewer students withheld for reasons of confidentiality		

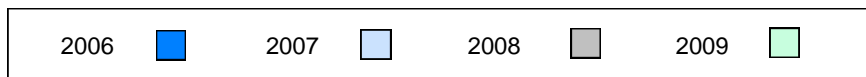
Final Mark	School vs District	School vs Province
School data with 5 or fewer students withheld for reasons of confidentiality		

Average Mark, 2006-2009

School data with 5 or fewer students withheld for reasons of confidentiality

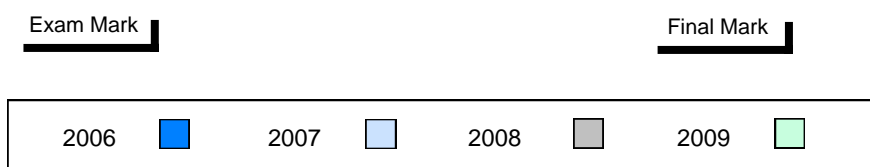
Exam Mark

Final Mark



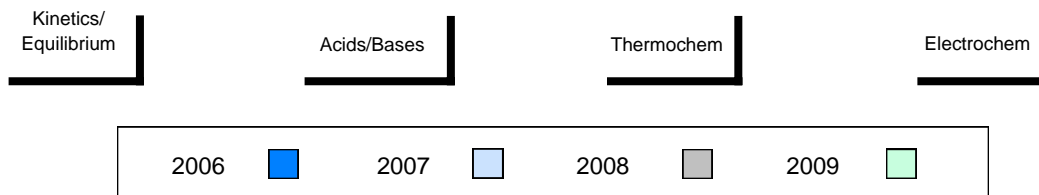
Difference from Provincial Mean, 2006-2009

School data with 5 or fewer students withheld for reasons of confidentiality



4 Year Public Exam (Subtest) Mark Trend 2006-2009

School data with 5 or fewer students withheld for reasons of confidentiality



District 2 - Western

#046 - D.C. Young School, Port Hope Simpson

Grades: K-12

Number of Students 2

Chemistry 3202 School
 District
 Province

Subtest

**Kinetics/
 Equilibrium** School
 District
 Province

Acids/Bases School
 District
 Province

Thermochem School
 District
 Province

Electrochem School
 District
 Province

Public Exam Mark	School vs District	School vs Province
School data with 5 or fewer students withheld for reasons of confidentiality		

Final Mark	School vs District	School vs Province
School data with 5 or fewer students withheld for reasons of confidentiality		

Average Mark, 2006-2009

School data with 5 or fewer students withheld for reasons of confidentiality

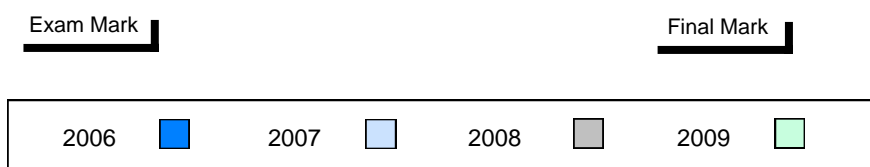
Exam Mark

Final Mark



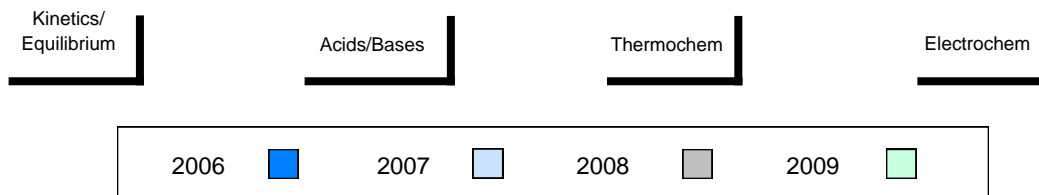
Difference from Provincial Mean, 2006-2009

School data with 5 or fewer students withheld for reasons of confidentiality



4 Year Public Exam (Subtest) Mark Trend 2006-2009

School data with 5 or fewer students withheld for reasons of confidentiality



District 2 - Western

#047 - Roncalli Central High, Port Saunders

Grades: 7-12

Number of Students 16

Chemistry 3202

School
 District
 Province

Public Exam Mark

School vs District

School vs Province

57.8
 58.8
 62.2

q

q

Final Mark

School vs District

School vs Province

66.6
 65.8
 68.3

p

q

Subtest

**Kinetics/
 Equilibrium**

School
 District
 Province

63.8
 67.2
 68.5

q

q

Acids/Bases

School
 District
 Province

55.4
 56.4
 59.6

q

q

Thermochem

School
 District
 Province

60.0
 61.1
 63.6

q

q

Electrochem

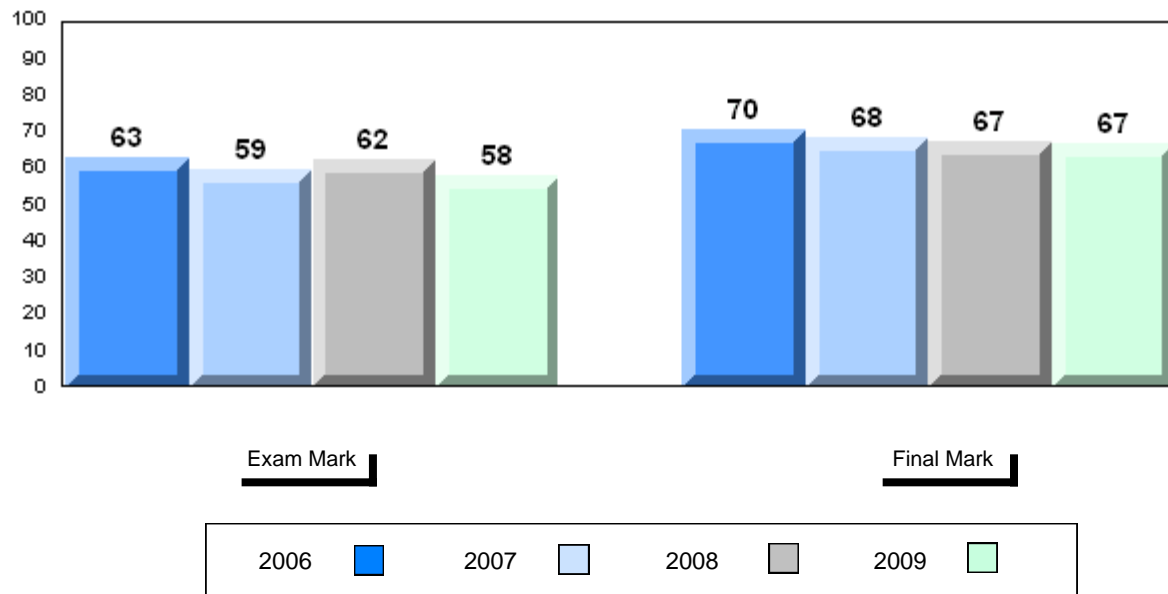
School
 District
 Province

50.0
 47.8
 55.6

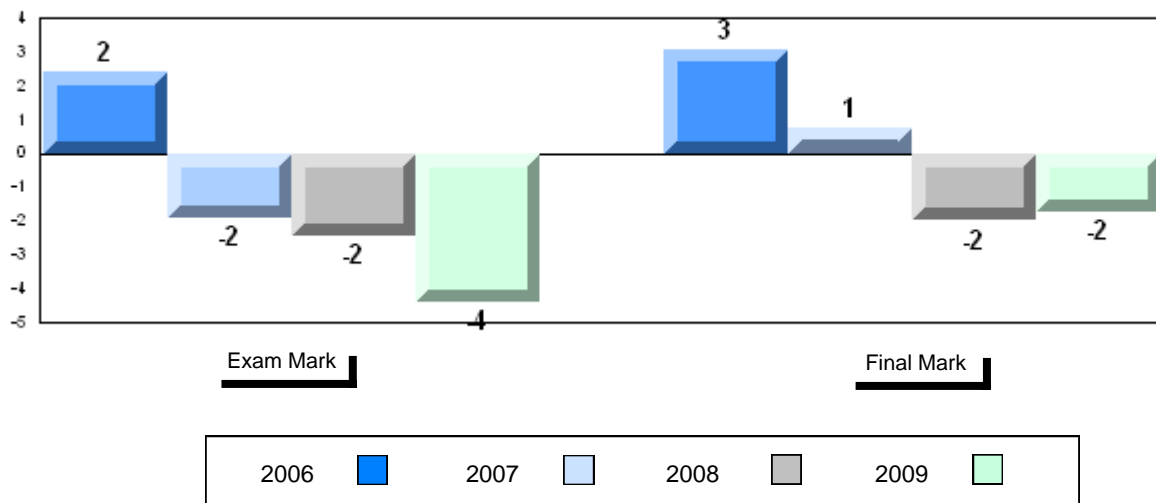
p

q

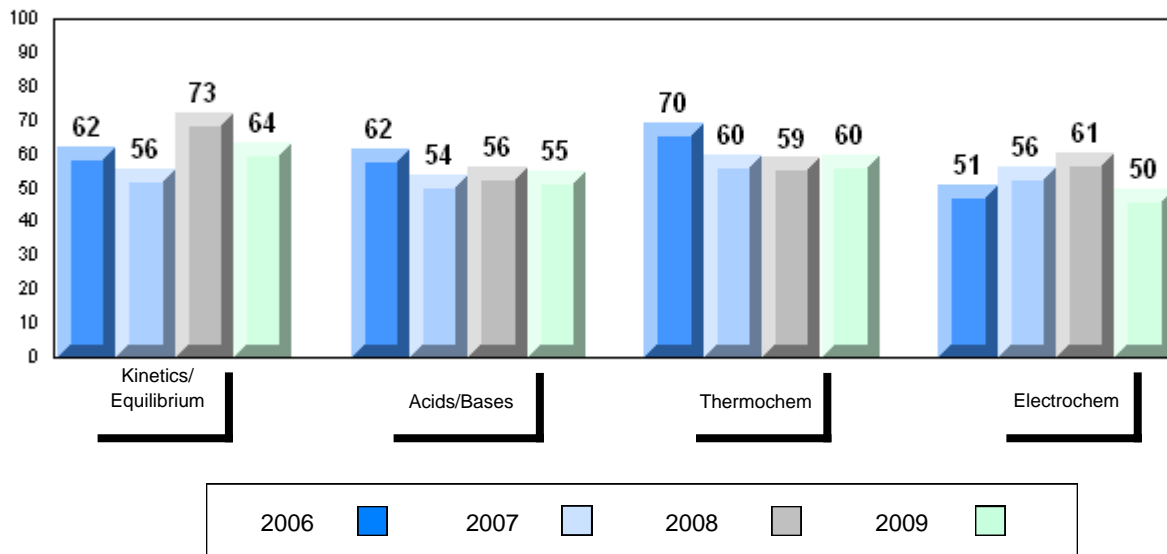
Average Mark, 2006-2009



Difference from Provincial Mean, 2006-2009



4 Year Public Exam (Subtest) Mark Trend 2006-2009



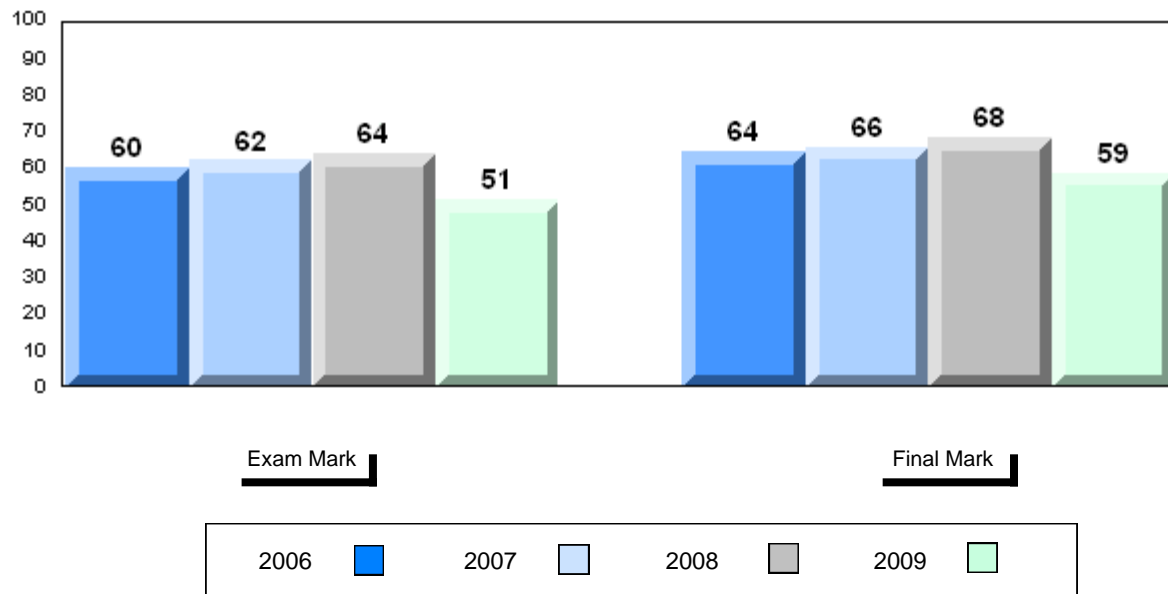
District 2 - Western

#052 - Harriot Curtis Collegiate, St. Anthony

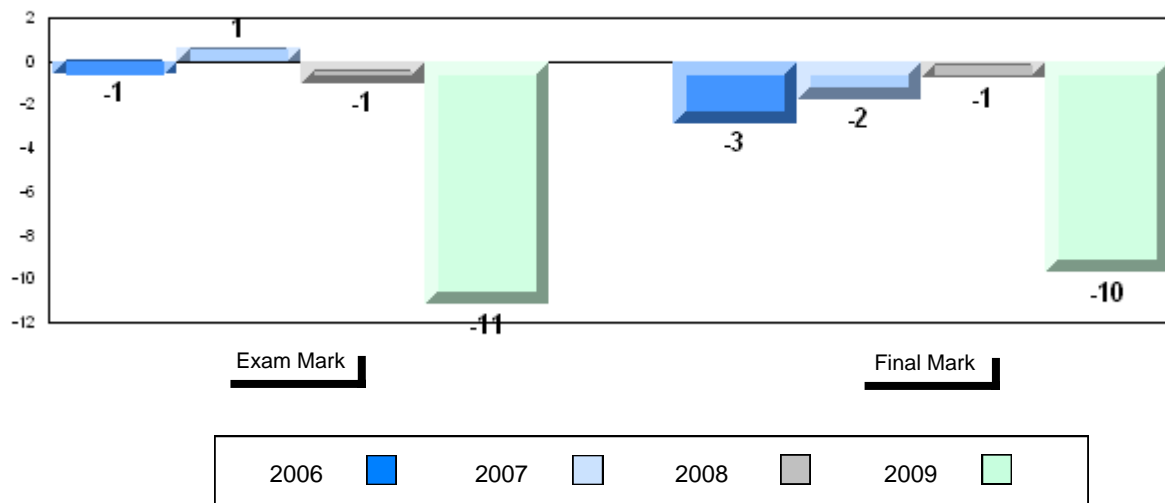
Grades: 8-12

Number of Students	14						
		Public Exam Mark	School vs District	School vs Province	Final Mark	School vs District	School vs Province
Chemistry 3202	School	51.0	q	q	58.6	q	q
	District	58.8			65.8		
	Province	62.2			68.3		
<u>Subtest</u>							
Kinetics/Equilibrium	School	62.1	q	q			
	District	67.2					
	Province	68.5					
Acids/Bases	School	44.4	q	q			
	District	56.4					
	Province	59.6					
Thermochem	School	49.1	q	q			
	District	61.1					
	Province	63.6					
Electrochem	School	47.7	q	q			
	District	47.8					
	Province	55.6					

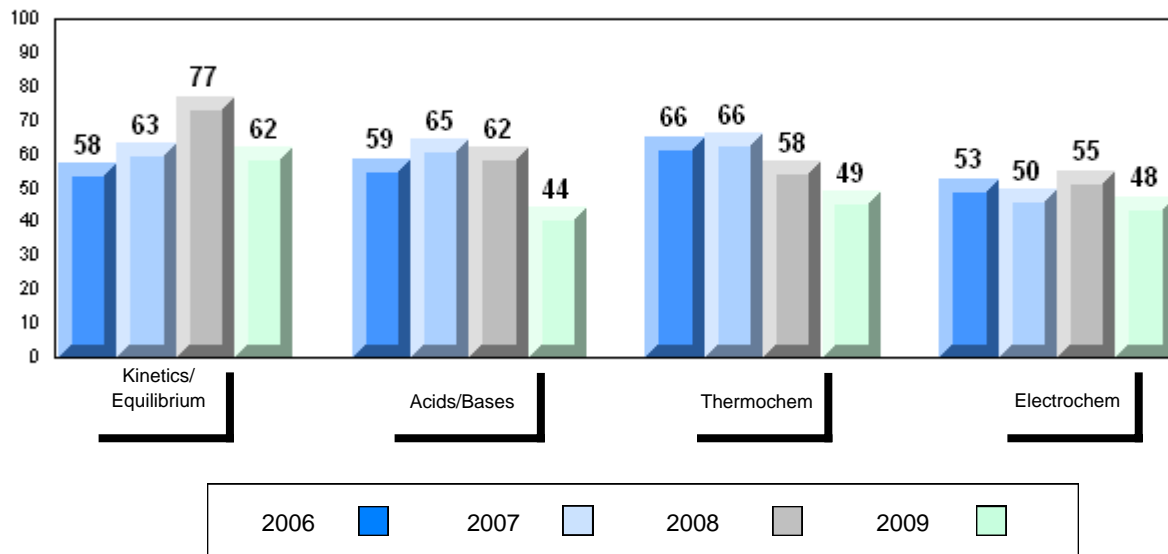
Average Mark, 2006-2009



Difference from Provincial Mean, 2006-2009



4 Year Public Exam (Subtest) Mark Trend 2006-2009



District 2 - Western

#079 - St. James All Grade, Lark Harbour

Grades: K-12

Number of Students 1

Chemistry 3202 School
 District
 Province

Subtest

**Kinetics/
 Equilibrium** School
 District
 Province

Acids/Bases School
 District
 Province

Thermochem School
 District
 Province

Electrochem School
 District
 Province

Public Exam Mark	School vs District	School vs Province
School data with 5 or fewer students withheld for reasons of confidentiality		





Final Mark	School vs District	School vs Province
School data with 5 or fewer students withheld for reasons of confidentiality		

Average Mark, 2006-2009

School data with 5 or fewer students withheld for reasons of confidentiality

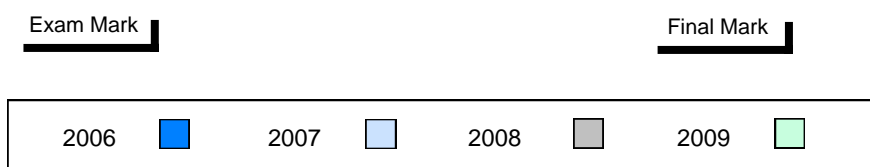
Exam Mark

Final Mark

2006		2007		2008		2009	
------	---	------	---	------	---	------	---

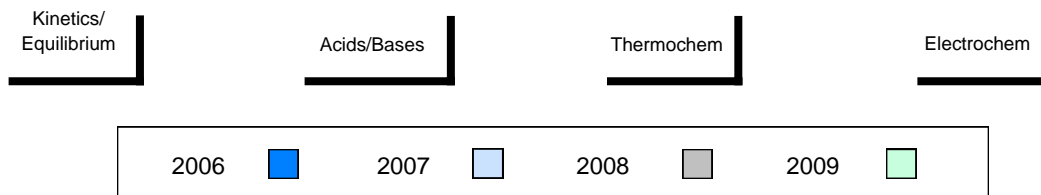
Difference from Provincial Mean, 2006-2009

School data with 5 or fewer students withheld for reasons of confidentiality



4 Year Public Exam (Subtest) Mark Trend 2006-2009

School data with 5 or fewer students withheld for reasons of confidentiality



District 2 - Western

#080 - Templeton Academy, Meadows

Grades: K-12

Number of Students 18

Chemistry 3202

School
 District
 Province

Public Exam Mark

School vs District

School vs Province

56.6
 58.8
 62.2

q

q

Final Mark

School vs District

School vs Province

65.5
 65.8
 68.3

q

q

Subtest

**Kinetics/
 Equilibrium**

School
 District
 Province

58.9
 67.2
 68.5

q

q

Acids/Bases

School
 District
 Province

49.8
 56.4
 59.6

q

q

Thermochem

School
 District
 Province

58.1
 61.1
 63.6

q

q

Electrochem

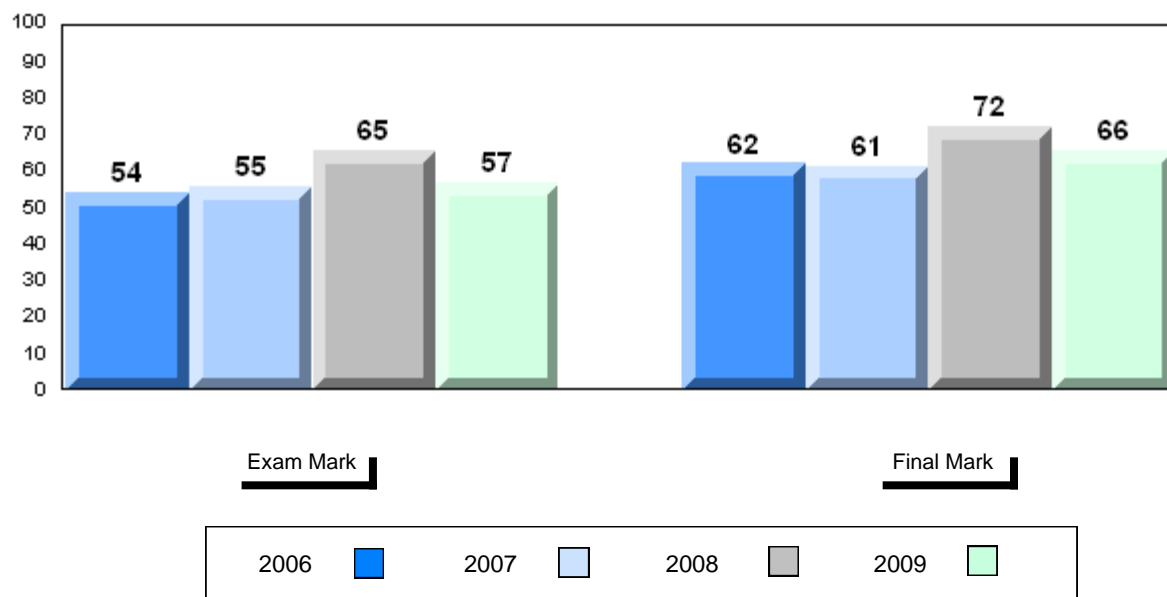
School
 District
 Province

60.1
 47.8
 55.6

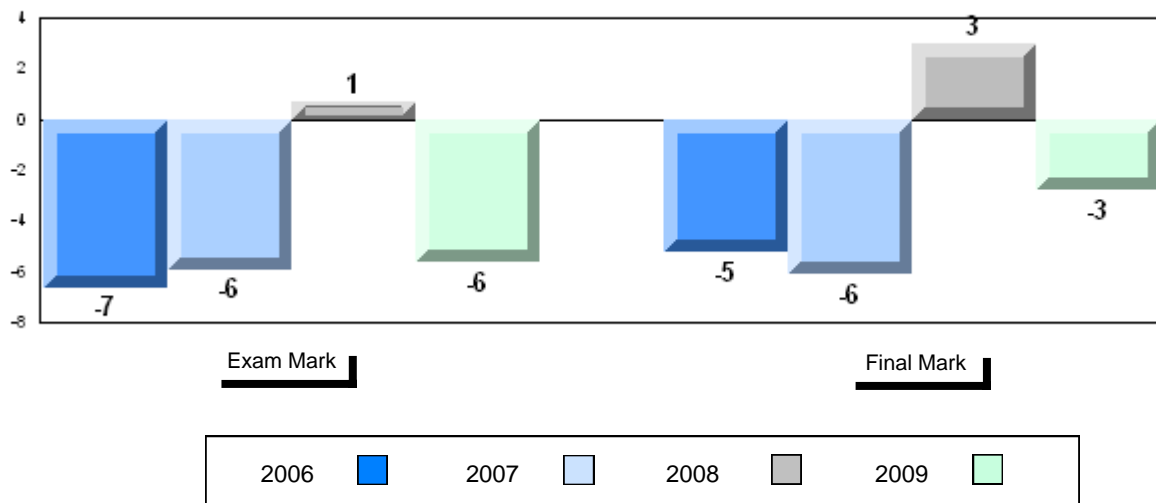
p

p

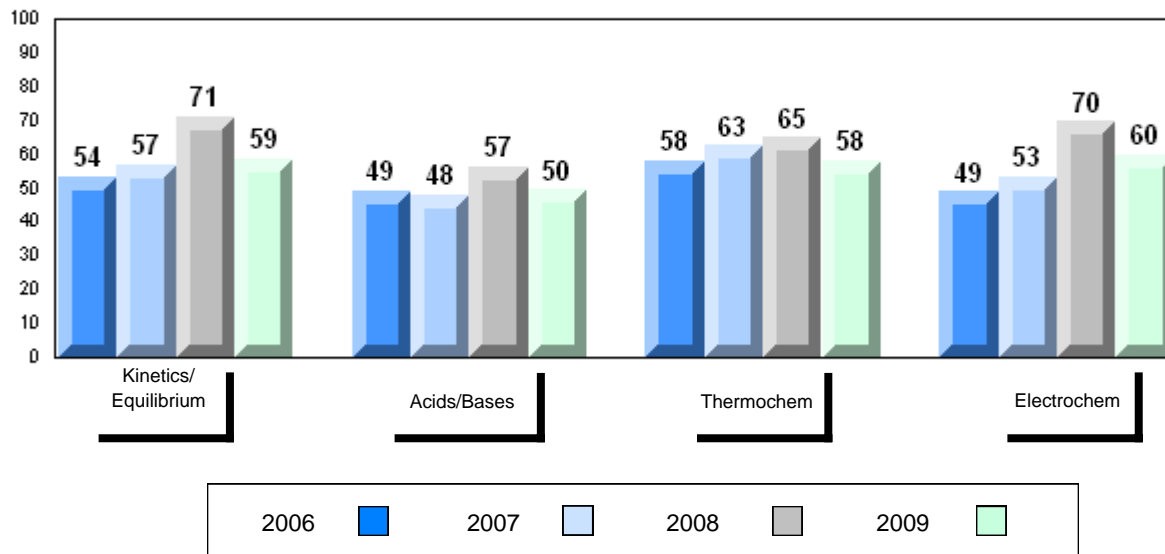
Average Mark, 2006-2009



Difference from Provincial Mean, 2006-2009



4 Year Public Exam (Subtest) Mark Trend 2006-2009



District 2 - Western

#083 - Pasadena Academy, Pasadena

Grades: 7-12

Number of Students 13

Chemistry 3202

School
 District
 Province

Public Exam Mark

School vs District

School vs Province

57.7
 58.8
 62.2

q

q

Final Mark

School vs District

School vs Province

65.9
 65.8
 68.3

p

q

Subtest

**Kinetics/
 Equilibrium**

School
 District
 Province

68.0
 67.2
 68.5

p

q

Acids/Bases

School
 District
 Province

55.1
 56.4
 59.6

q

q

Thermochem

School
 District
 Province

58.3
 61.1
 63.6

q

q

Electrochem

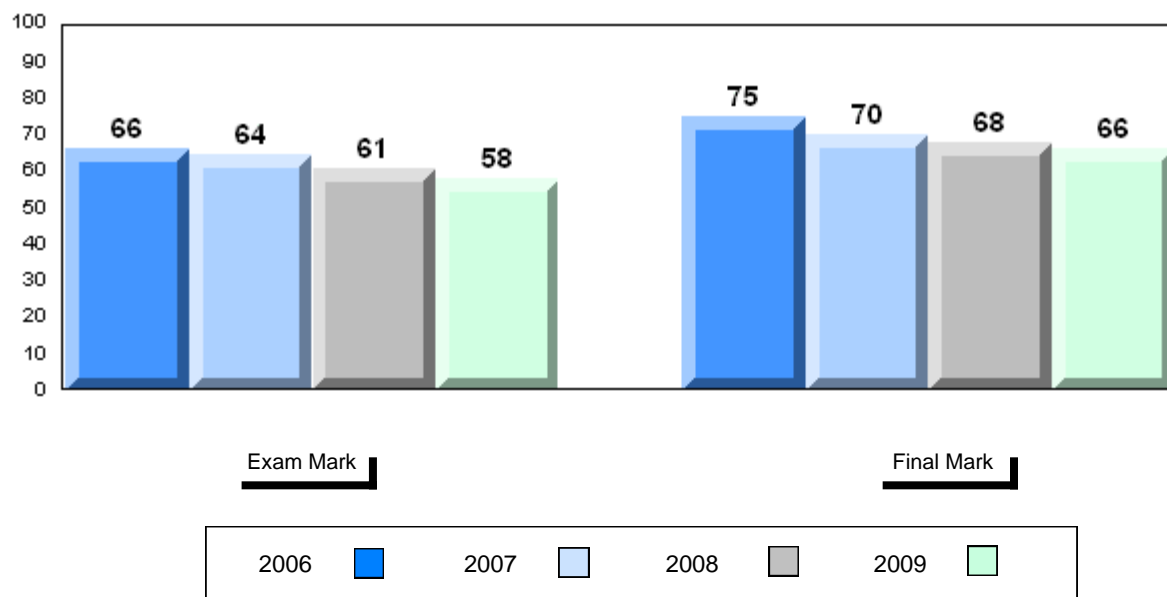
School
 District
 Province

47.3
 47.8
 55.6

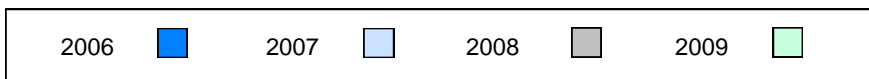
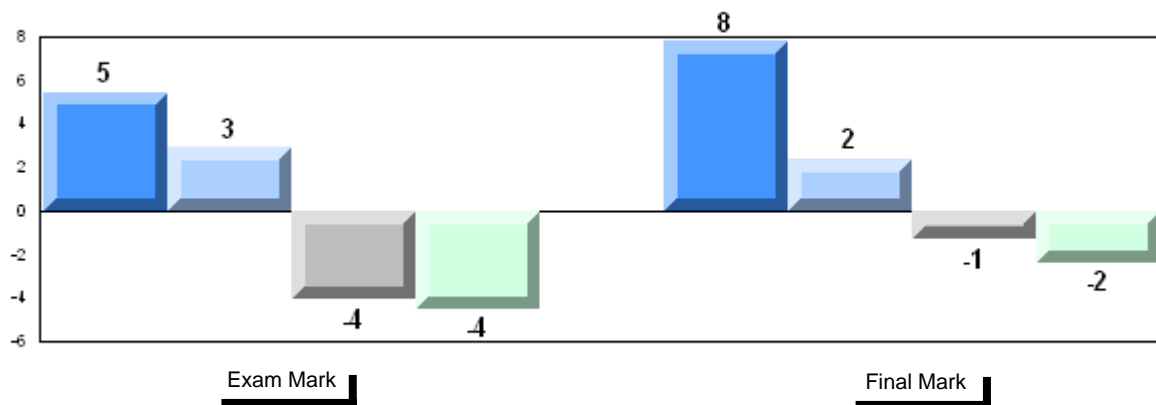
q

q

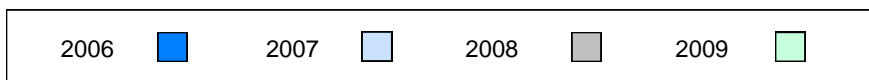
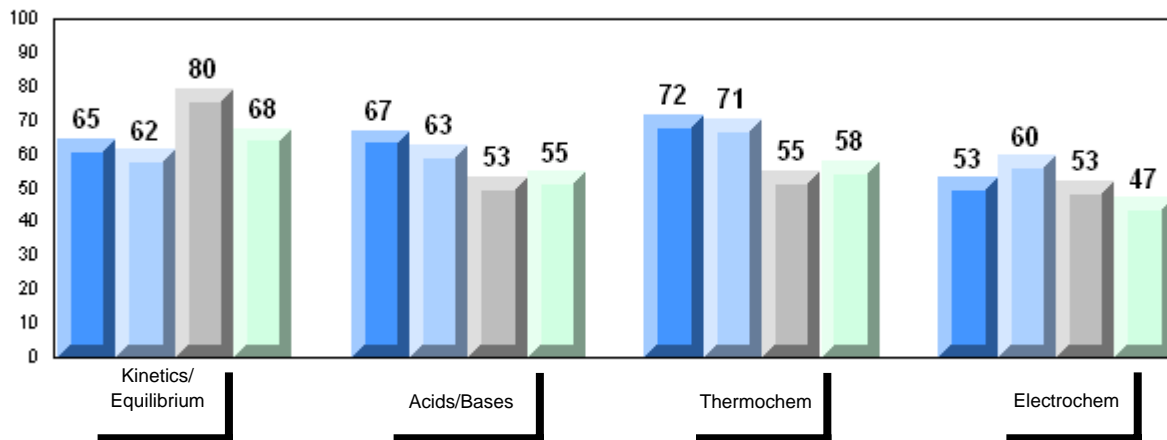
Average Mark, 2006-2009



Difference from Provincial Mean, 2006-2009



4 Year Public Exam (Subtest) Mark Trend 2006-2009



District 2 - Western

#086 - Gros Morne Academy, Rocky Harbour

Grades: K-12

Number of Students 4

Chemistry 3202 School
 District
 Province

Subtest

**Kinetics/
 Equilibrium** School
 District
 Province

Acids/Bases School
 District
 Province

Thermochem School
 District
 Province

Electrochem School
 District
 Province

Public Exam Mark	School vs District	School vs Province
School data with 5 or fewer students withheld for reasons of confidentiality		

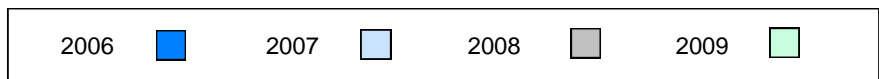
Final Mark	School vs District	School vs Province
School data with 5 or fewer students withheld for reasons of confidentiality		

Average Mark, 2006-2009

School data with 5 or fewer students withheld for reasons of confidentiality

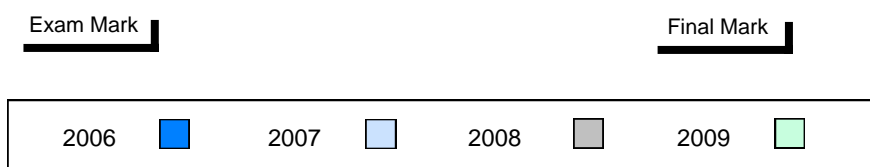
Exam Mark

Final Mark



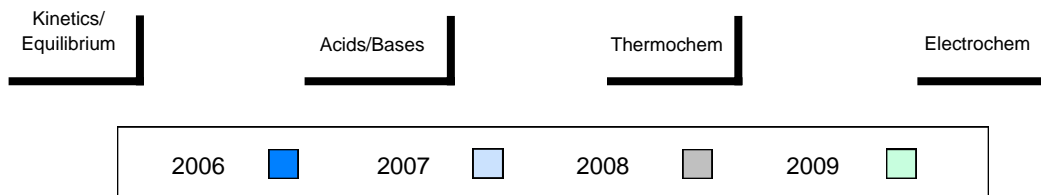
Difference from Provincial Mean, 2006-2009

School data with 5 or fewer students withheld for reasons of confidentiality



4 Year Public Exam (Subtest) Mark Trend 2006-2009

School data with 5 or fewer students withheld for reasons of confidentiality



District 2 - Western

#088 - Main River Academy, Pollard's Point

Grades: K-12

Number of Students 2

Chemistry 3202 School
 District
 Province

Subtest

**Kinetics/
 Equilibrium** School
 District
 Province

Acids/Bases School
 District
 Province

Thermochem School
 District
 Province

Electrochem School
 District
 Province

Public Exam Mark	School vs District	School vs Province
School data with 5 or fewer students withheld for reasons of confidentiality		

Final Mark	School vs District	School vs Province
School data with 5 or fewer students withheld for reasons of confidentiality		

Average Mark, 2006-2009

School data with 5 or fewer students withheld for reasons of confidentiality

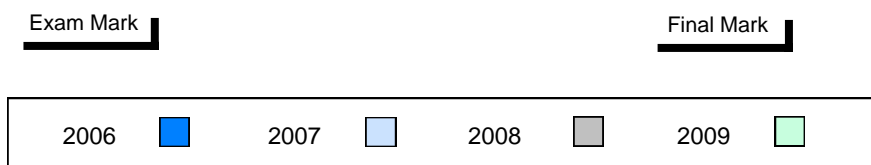
Exam Mark

Final Mark



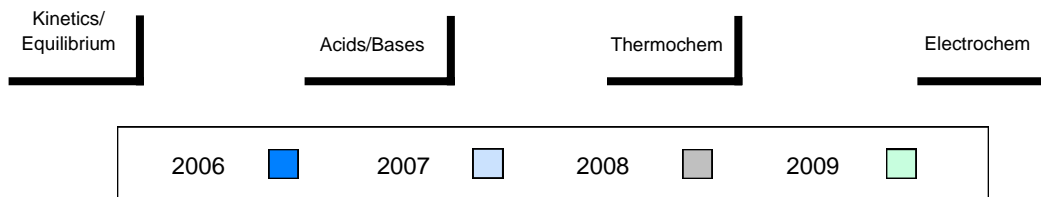
Difference from Provincial Mean, 2006-2009

School data with 5 or fewer students withheld for reasons of confidentiality



4 Year Public Exam (Subtest) Mark Trend 2006-2009

School data with 5 or fewer students withheld for reasons of confidentiality



District 2 - Western

#089 - Jakeman All Grade, Trout River

Grades: K-12

Number of Students 2

Chemistry 3202 School
 District
 Province

Subtest

**Kinetics/
 Equilibrium** School
 District
 Province

Acids/Bases School
 District
 Province

Thermochem School
 District
 Province

Electrochem School
 District
 Province

Public Exam Mark	School vs District	School vs Province
School data with 5 or fewer students withheld for reasons of confidentiality		

Final Mark	School vs District	School vs Province
School data with 5 or fewer students withheld for reasons of confidentiality		

Average Mark, 2006-2009

School data with 5 or fewer students withheld for reasons of confidentiality

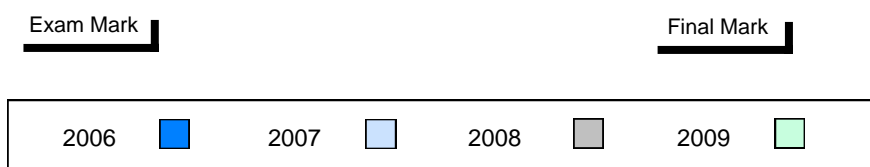
Exam Mark

Final Mark



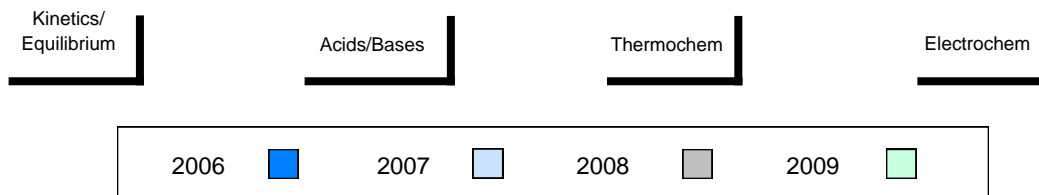
Difference from Provincial Mean, 2006-2009

School data with 5 or fewer students withheld for reasons of confidentiality



4 Year Public Exam (Subtest) Mark Trend 2006-2009

School data with 5 or fewer students withheld for reasons of confidentiality



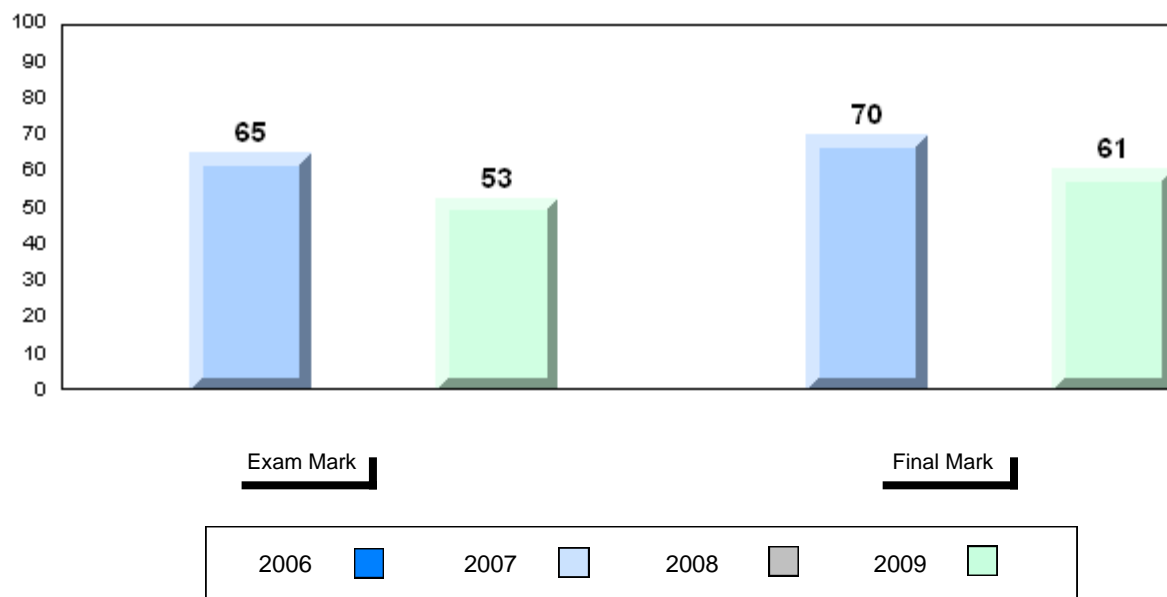
District 2 - Western

#091 - Burgeo Academy, Burgeo

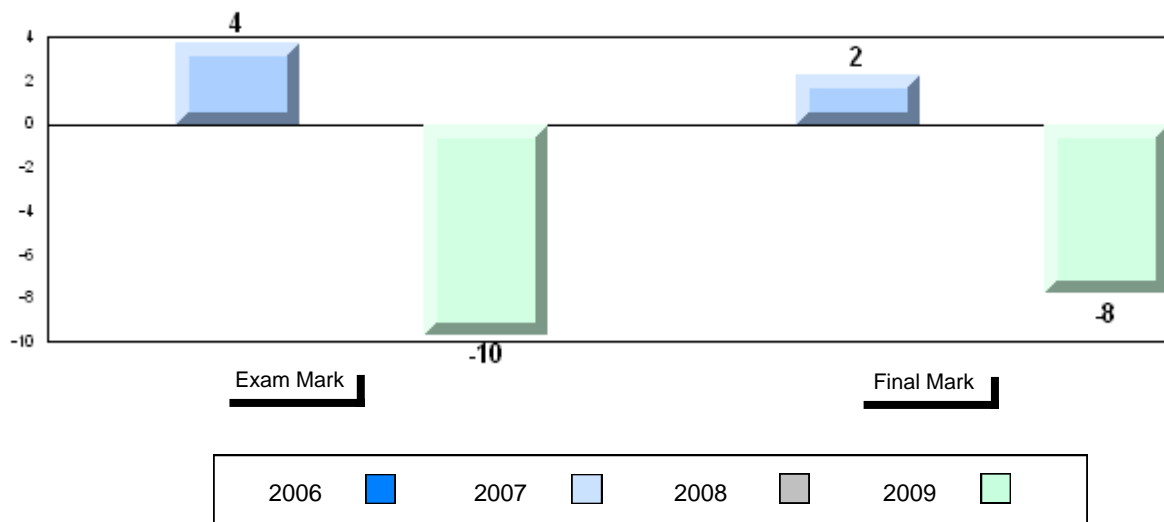
Grades: K-12

Number of Students	6						
		Public Exam Mark	School vs District	School vs Province	Final Mark	School vs District	School vs Province
Chemistry 3202	School	52.5	q	q	60.5	q	q
	District	58.8			65.8		
	Province	62.2			68.3		
<u>Subtest</u>							
Kinetics/Equilibrium	School	65.7	q	q			
	District	67.2					
	Province	68.5					
Acids/Bases	School	54.4	q	q			
	District	56.4					
	Province	59.6					
Thermochem	School	54.7	q	q			
	District	61.1					
	Province	63.6					
Electrochem	School	30.0	q	q			
	District	47.8					
	Province	55.6					

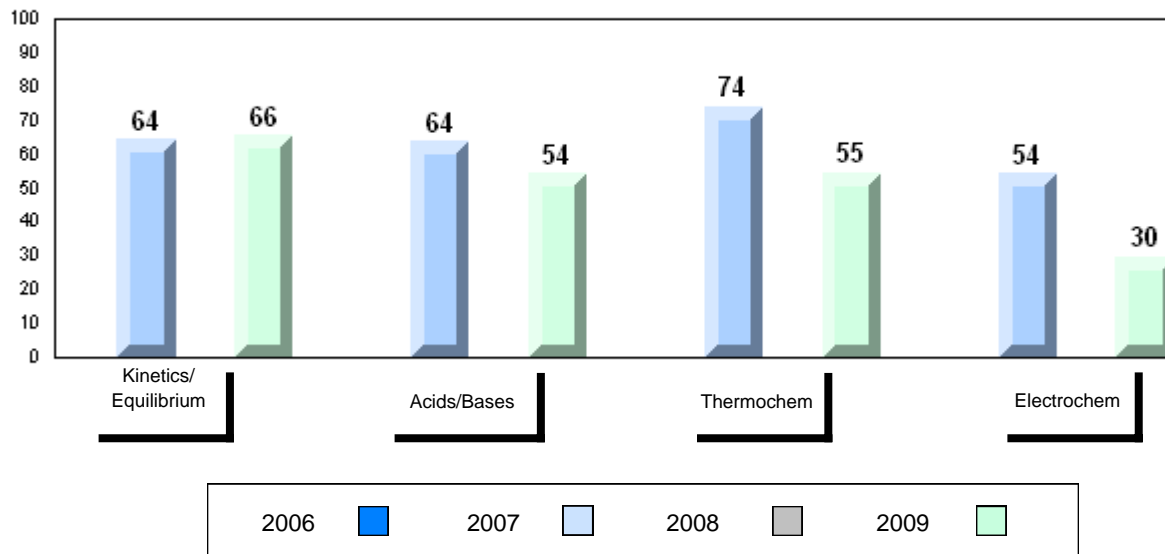
Average Mark, 2006-2009



Difference from Provincial Mean, 2006-2009



4 Year Public Exam (Subtest) Mark Trend 2006-2009



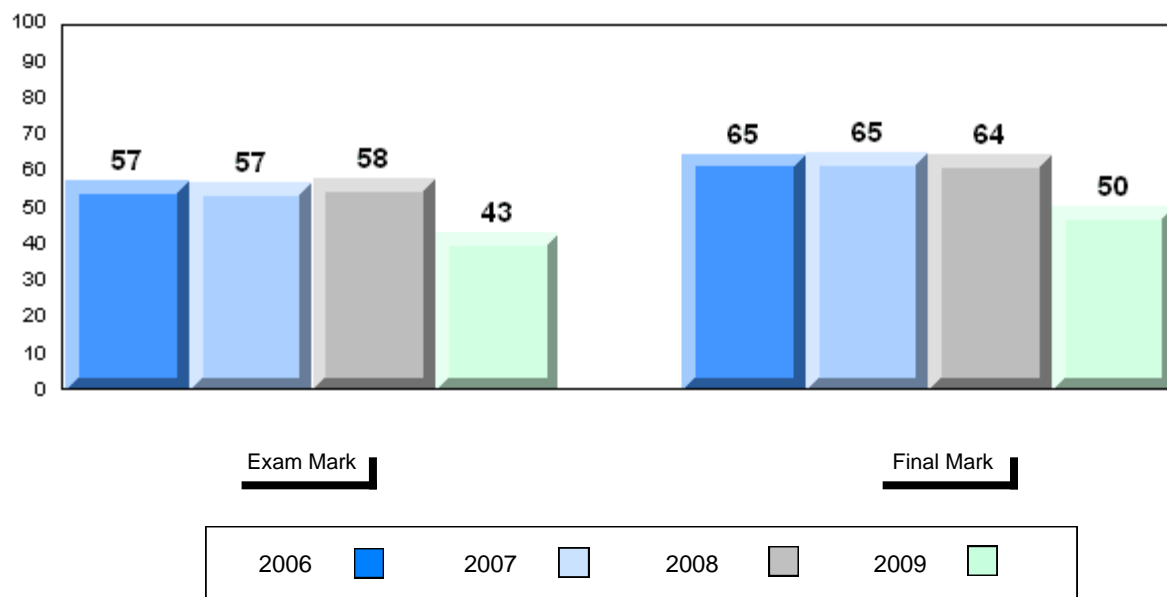
District 2 - Western

#092 - Grandy's River Collegiate, Burnt Islands

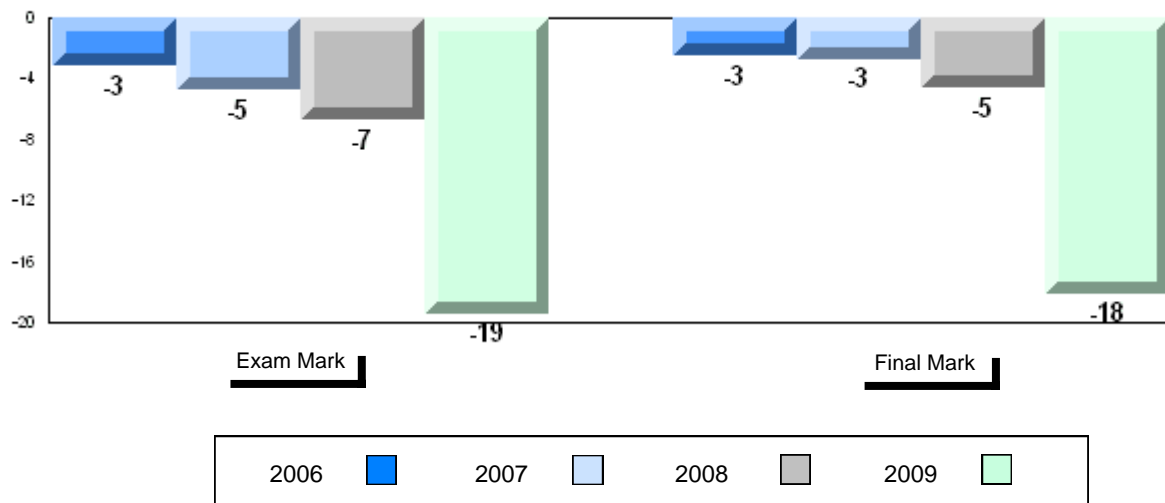
Grades: K-12

Number of Students		5	Public Exam Mark			Final Mark		
			School vs District	School vs Province	School vs District	School vs Province		
Chemistry 3202	School		42.8	q	q	50.2	q	q
	District		58.8			65.8		
	Province		62.2			68.3		
Subtest								
Kinetics/Equilibrium	School		52.4	q	q			
	District		67.2					
	Province		68.5					
Acids/Bases	School		36.3	q	q			
	District		56.4					
	Province		59.6					
Thermochem	School		46.4	q	q			
	District		61.1					
	Province		63.6					
Electrochem	School		35.0	q	q			
	District		47.8					
	Province		55.6					

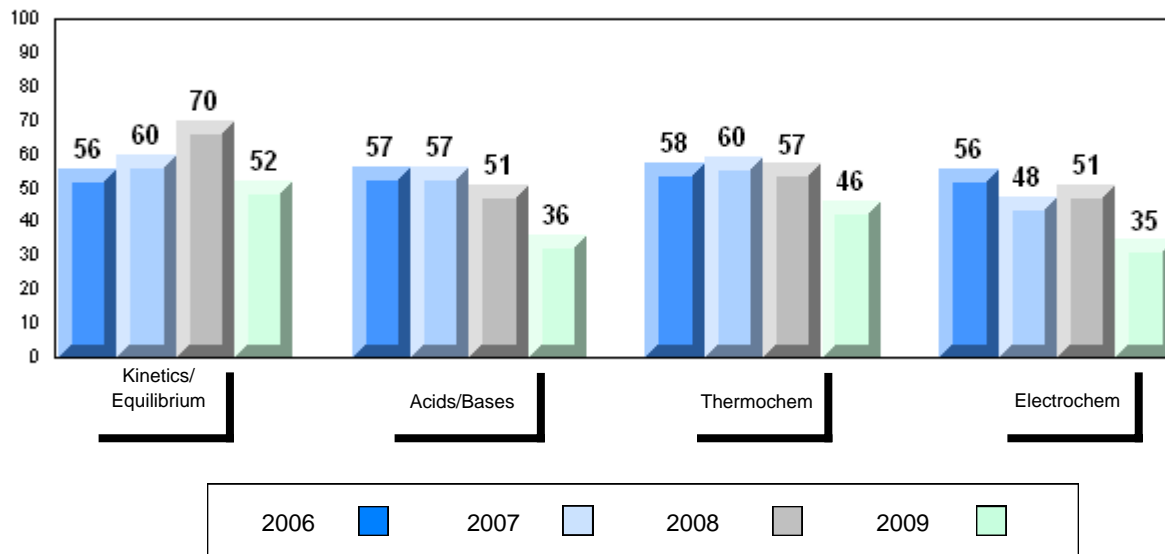
Average Mark, 2006-2009



Difference from Provincial Mean, 2006-2009



4 Year Public Exam (Subtest) Mark Trend 2006-2009



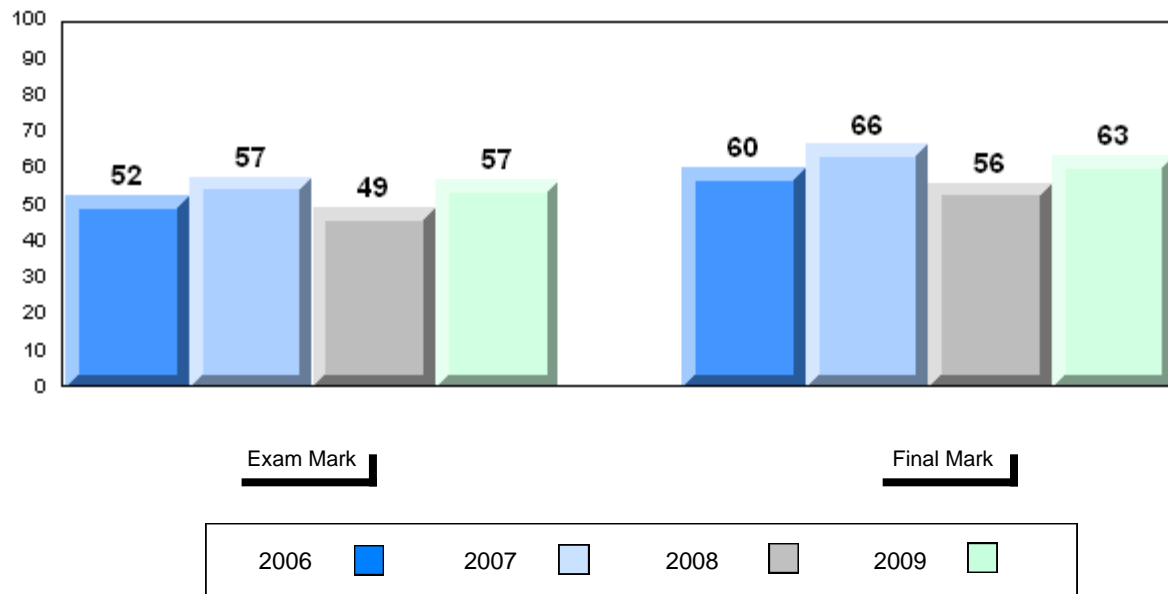
District 2 - Western

#099 - St. James' Regional High School, Channel-Port Aux Bas

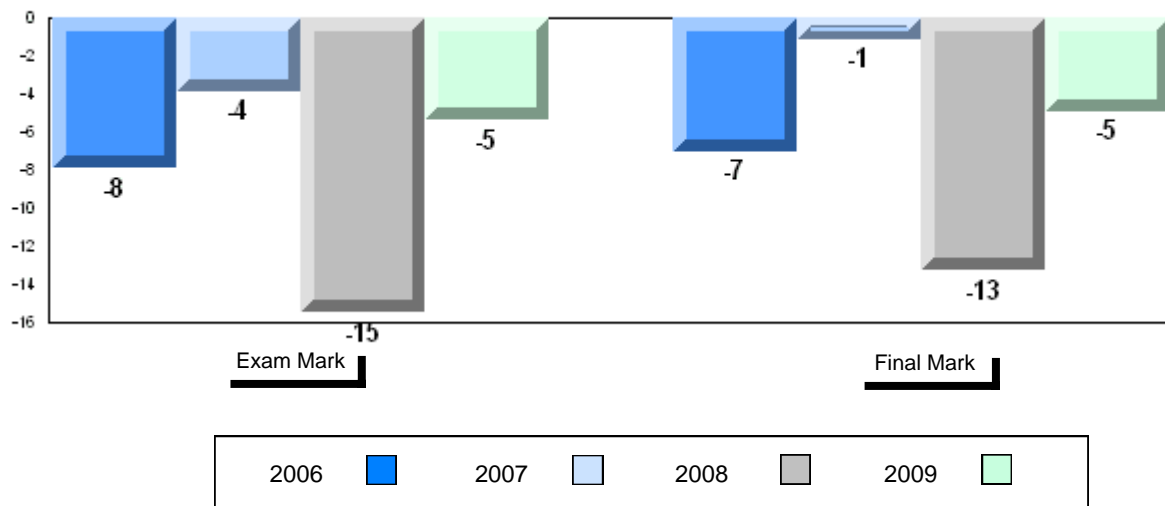
Grades: 7-12

Number of Students	14						
		Public Exam Mark	School vs District	School vs Province	Final Mark	School vs District	School vs Province
Chemistry 3202	School	56.8	q	q	63.4	q	q
	District	58.8			65.8		
	Province	62.2			68.3		
<u>Subtest</u>							
Kinetics/Equilibrium	School	67.6	p	q			
	District	67.2					
	Province	68.5					
Acids/Bases	School	57.3	p	q			
	District	56.4					
	Province	59.6					
Thermochem	School	59.0	q	q			
	District	61.1					
	Province	63.6					
Electrochem	School	38.0	q	q			
	District	47.8					
	Province	55.6					

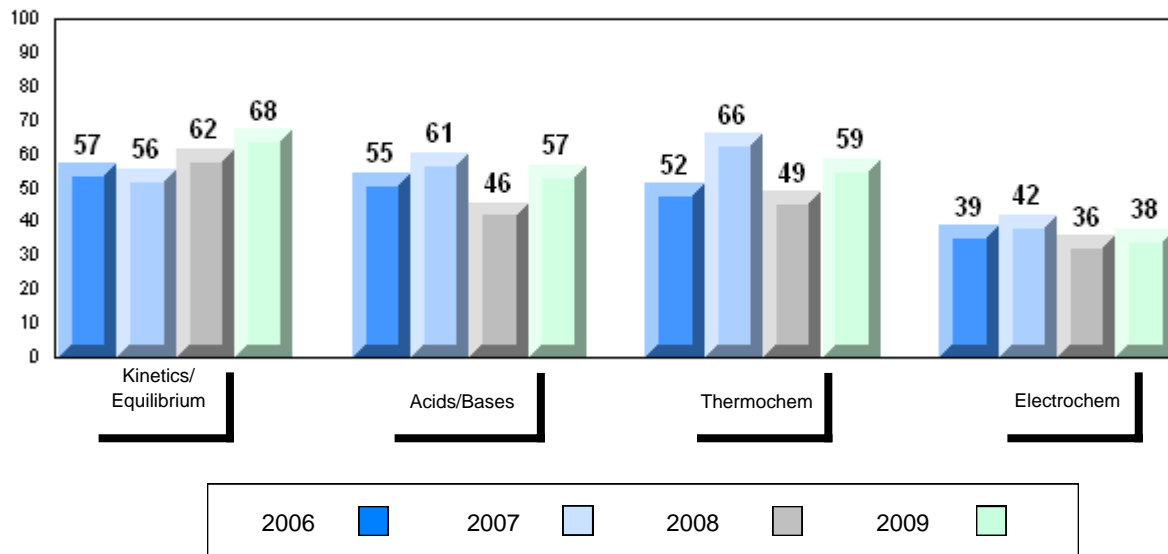
Average Mark, 2006-2009



Difference from Provincial Mean, 2006-2009



4 Year Public Exam (Subtest) Mark Trend 2006-2009



District 2 - Western

#102 - All Saints All-Grade, Grey River

Grades: 4-6,9-12

Number of Students 1

Chemistry 3202 School
 District
 Province

Subtest

**Kinetics/
 Equilibrium** School
 District
 Province

Acids/Bases School
 District
 Province

Thermochem School
 District
 Province

Electrochem School
 District
 Province

Public Exam Mark	School vs District	School vs Province
School data with 5 or fewer students withheld for reasons of confidentiality		

Final Mark	School vs District	School vs Province
School data with 5 or fewer students withheld for reasons of confidentiality		

Average Mark, 2006-2009

School data with 5 or fewer students withheld for reasons of confidentiality

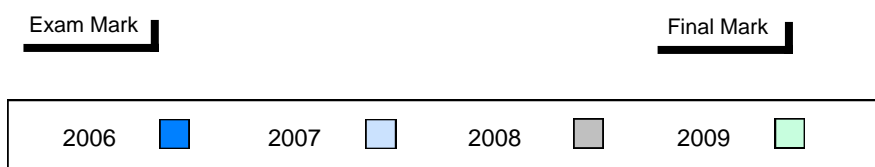
Exam Mark

Final Mark

2006		2007		2008		2009	
------	---	------	---	------	---	------	---

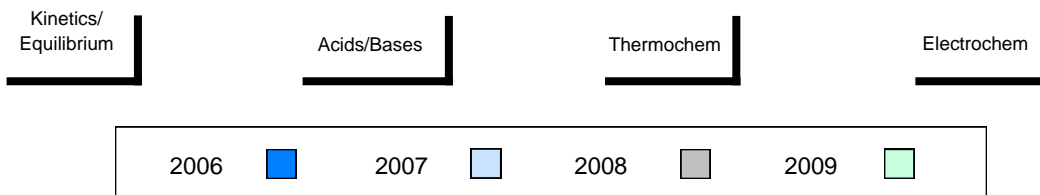
Difference from Provincial Mean, 2006-2009

School data with 5 or fewer students withheld for reasons of confidentiality



4 Year Public Exam (Subtest) Mark Trend 2006-2009

School data with 5 or fewer students withheld for reasons of confidentiality



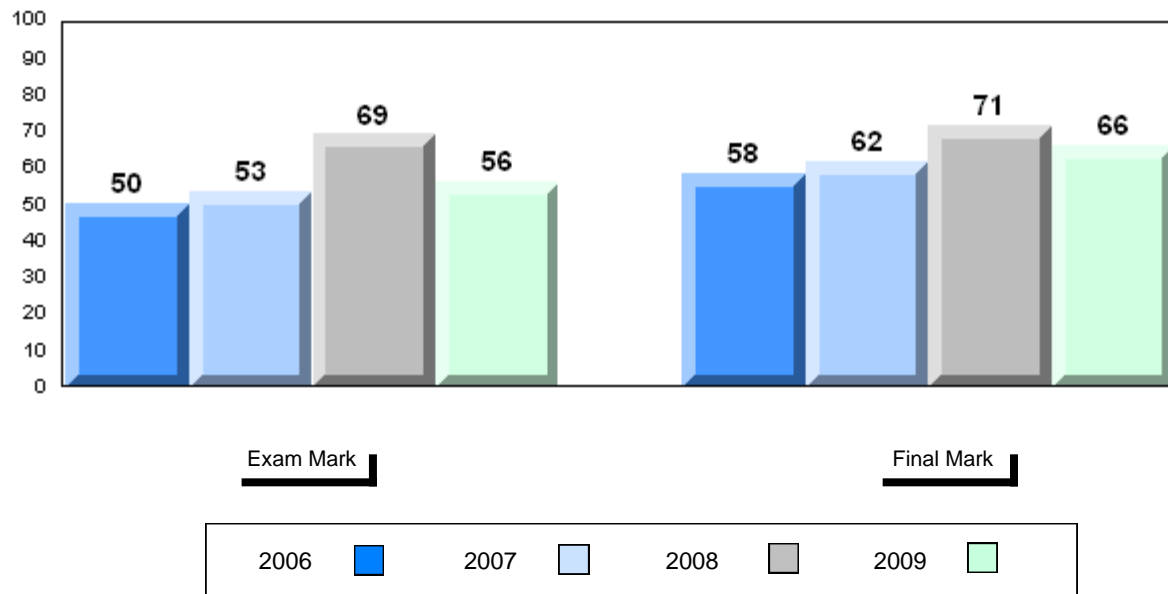
District 2 - Western

#110 - Piccadilly Central High, Piccadilly

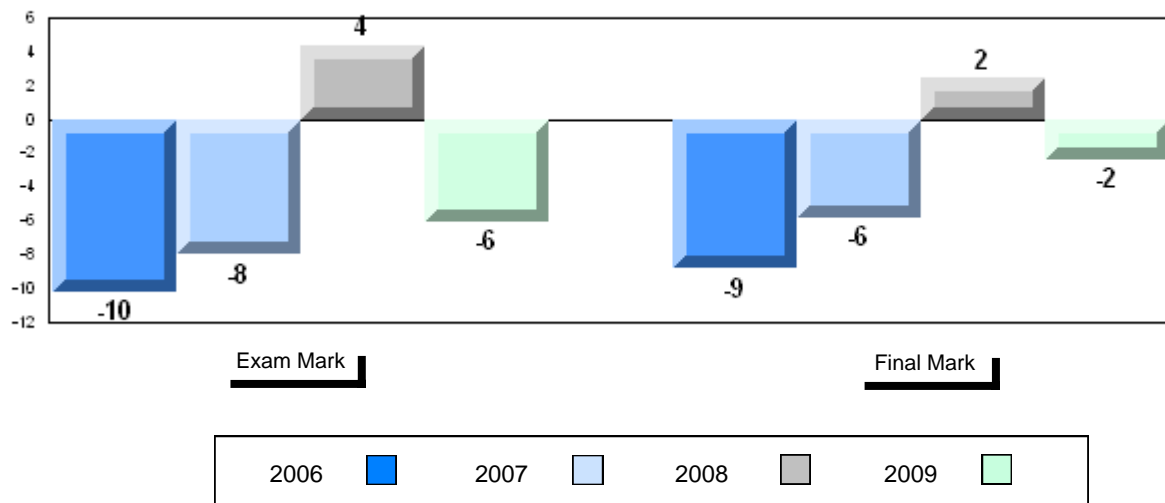
Grades: 9-12

Number of Students	11						
		Public Exam Mark	School vs District	School vs Province	Final Mark	School vs District	School vs Province
Chemistry 3202	School	56.2	q	q	65.9	p	q
	District	58.8			65.8		
	Province	62.2			68.3		
<u>Subtest</u>							
Kinetics/Equilibrium	School	62.7	q	q			
	District	67.2					
	Province	68.5					
Acids/Bases	School	55.3	q	q			
	District	56.4					
	Province	59.6					
Thermochem	School	55.1	q	q			
	District	61.1					
	Province	63.6					
Electrochem	School	49.8	p	q			
	District	47.8					
	Province	55.6					

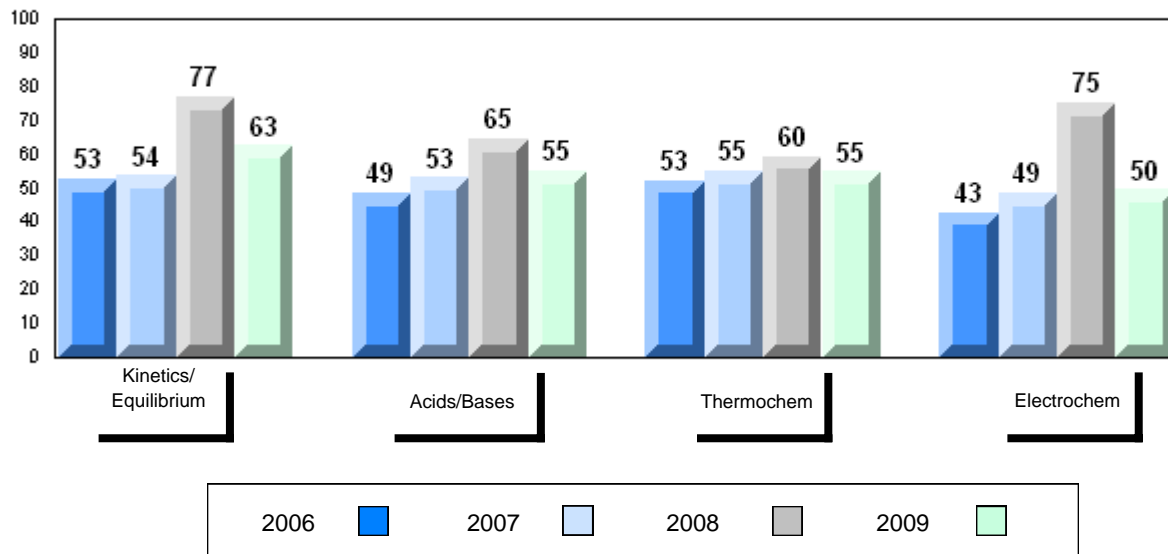
Average Mark, 2006-2009



Difference from Provincial Mean, 2006-2009



4 Year Public Exam (Subtest) Mark Trend 2006-2009



District 2 - Western

#113 - St. Boniface All Grade, Ramea

Grades: K-9,11-12

Number of Students 2

Chemistry 3202 School
 District
 Province

Subtest

**Kinetics/
 Equilibrium** School
 District
 Province

Acids/Bases School
 District
 Province

Thermochem School
 District
 Province

Electrochem School
 District
 Province

Public Exam Mark	School vs District	School vs Province
School data with 5 or fewer students withheld for reasons of confidentiality		

Final Mark	School vs District	School vs Province
School data with 5 or fewer students withheld for reasons of confidentiality		

Average Mark, 2006-2009

School data with 5 or fewer students withheld for reasons of confidentiality

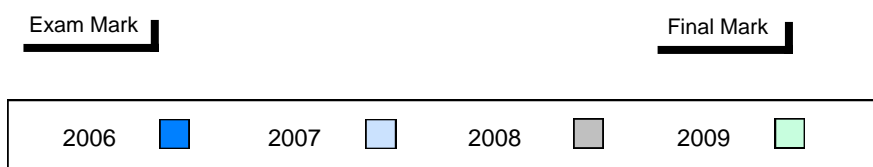
Exam Mark

Final Mark



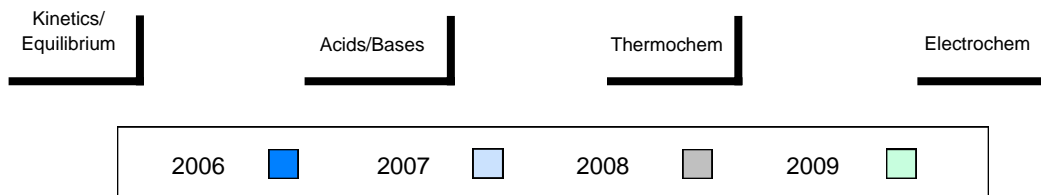
Difference from Provincial Mean, 2006-2009

School data with 5 or fewer students withheld for reasons of confidentiality



4 Year Public Exam (Subtest) Mark Trend 2006-2009

School data with 5 or fewer students withheld for reasons of confidentiality



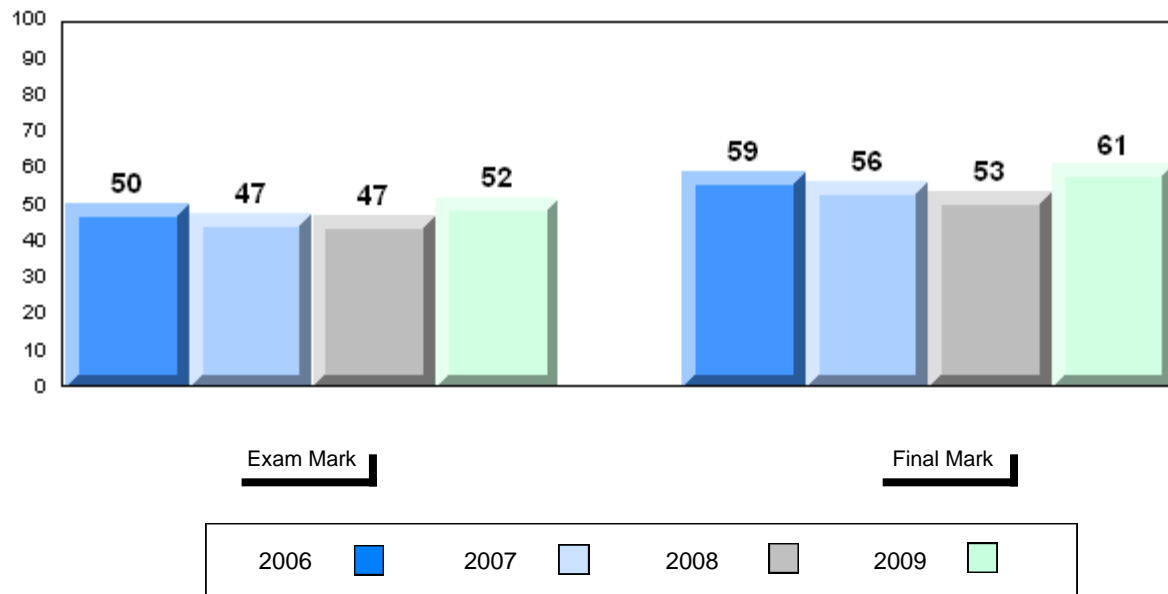
District 2 - Western

#116 - Appalachia High School, St. George's

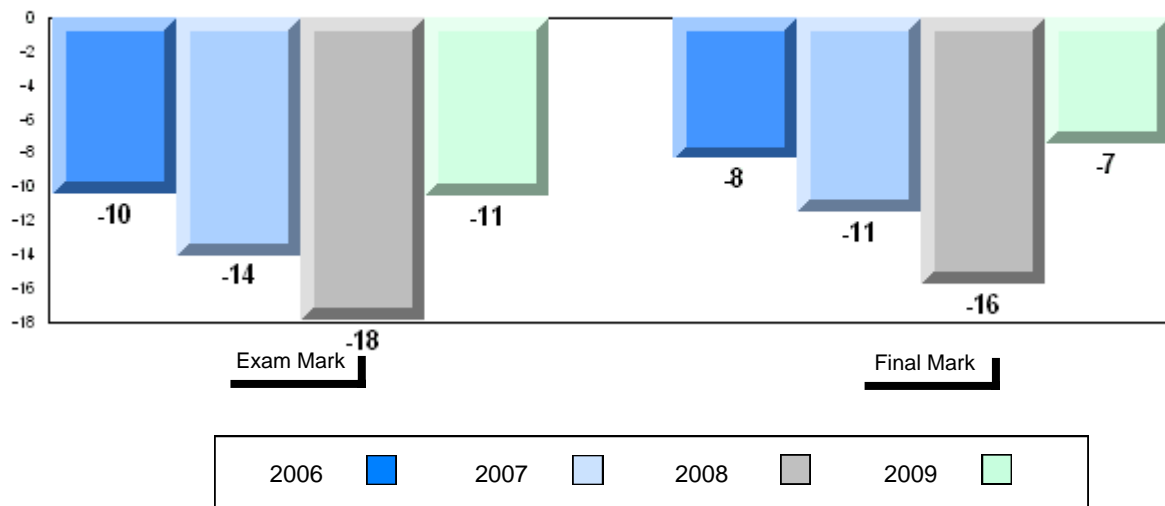
Grades: 9-12

Number of Students	6						
		Public Exam Mark	School vs District	School vs Province	Final Mark	School vs District	School vs Province
Chemistry 3202	School	51.7	q	q	60.8	q	q
	District	58.8			65.8		
	Province	62.2			68.3		
<u>Subtest</u>							
Kinetics/Equilibrium	School	60.3	q	q			
	District	67.2					
	Province	68.5					
Acids/Bases	School	47.2	q	q			
	District	56.4					
	Province	59.6					
Thermochem	School	54.7	q	q			
	District	61.1					
	Province	63.6					
Electrochem	School	42.1	q	q			
	District	47.8					
	Province	55.6					

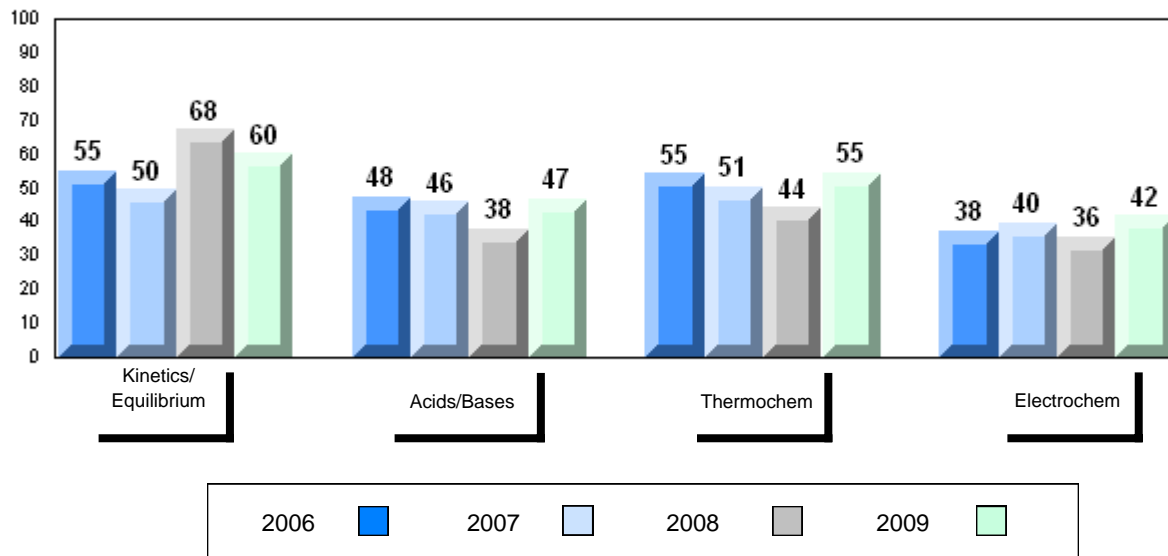
Average Mark, 2006-2009



Difference from Provincial Mean, 2006-2009



4 Year Public Exam (Subtest) Mark Trend 2006-2009



District 2 - Western

#119 - Stephenville High, Stephenville

Grades: 9-12

Number of Students 52

Chemistry 3202

School
 District
 Province

Public Exam Mark

School vs District

School vs Province

65.3
 58.8
 62.2

P

P

Final Mark

School vs District

School vs Province

70.2
 65.8
 68.3

P

P

Subtest

**Kinetics/
 Equilibrium**

School
 District
 Province

70.6
 67.2
 68.5

P

P

Acids/Bases

School
 District
 Province

61.0
 56.4
 59.6

P

P

Thermochem

School
 District
 Province

68.4
 61.1
 63.6

P

P

Electrochem

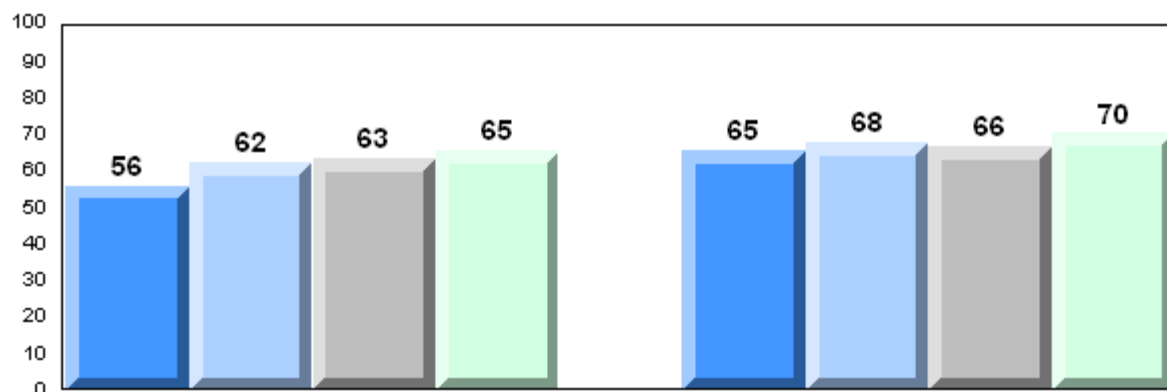
School
 District
 Province

60.0
 47.8
 55.6

P

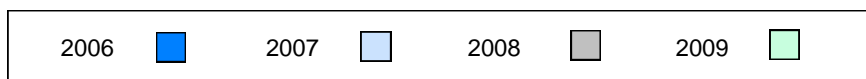
P

Average Mark, 2006-2009

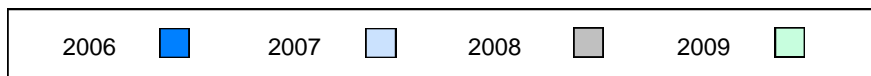
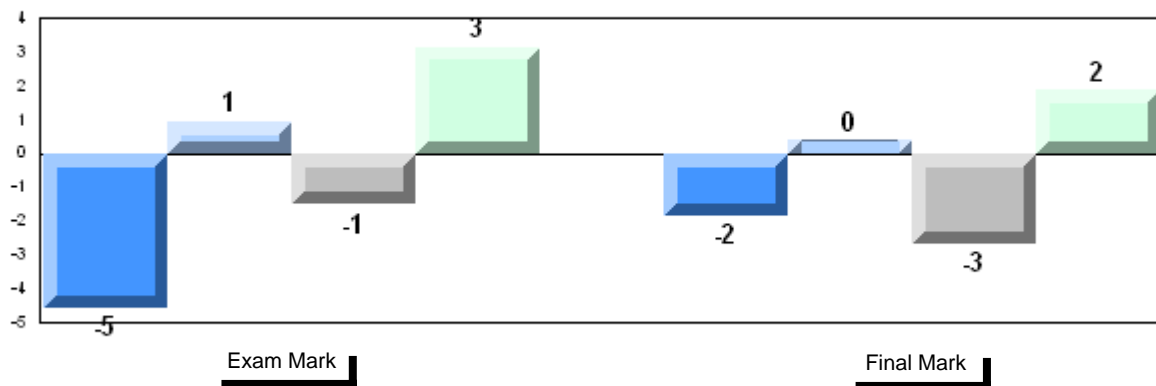


Exam Mark

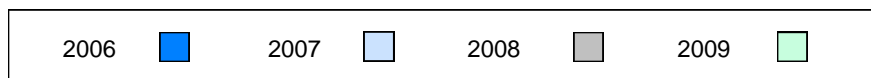
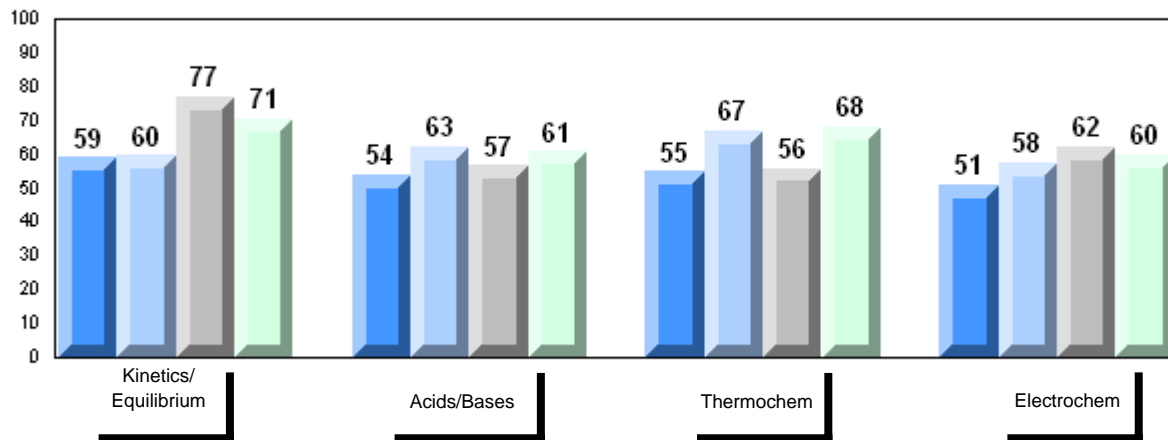
Final Mark



Difference from Provincial Mean, 2006-2009



4 Year Public Exam (Subtest) Mark Trend 2006-2009



District 2 - Western

#137 - St. Simon and St. Jude Academy, Francois

Grades: K,2-7,9-12

Number of Students 2

Chemistry 3202 School
 District
 Province

Subtest

**Kinetics/
 Equilibrium** School
 District
 Province

Acids/Bases School
 District
 Province

Thermochem School
 District
 Province

Electrochem School
 District
 Province

Public Exam Mark	School vs District	School vs Province
School data with 5 or fewer students withheld for reasons of confidentiality		

Final Mark	School vs District	School vs Province
School data with 5 or fewer students withheld for reasons of confidentiality		

Average Mark, 2006-2009

School data with 5 or fewer students withheld for reasons of confidentiality

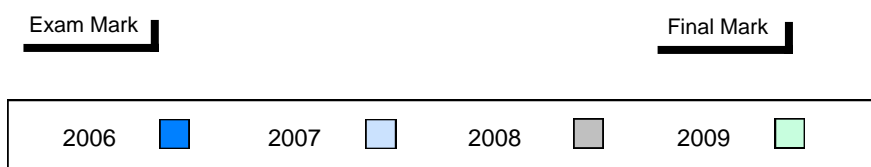
Exam Mark

Final Mark



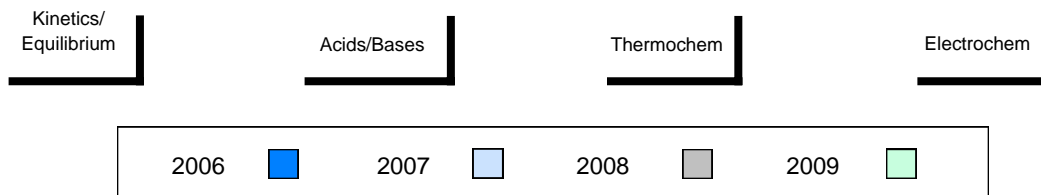
Difference from Provincial Mean, 2006-2009

School data with 5 or fewer students withheld for reasons of confidentiality



4 Year Public Exam (Subtest) Mark Trend 2006-2009

School data with 5 or fewer students withheld for reasons of confidentiality



District 2 - Western

#387 - Bayview Regional Collegiate, St. Lunaire

Grades: 7-12

Number of Students 4

Chemistry 3202 School
 District
 Province

Subtest

**Kinetics/
 Equilibrium** School
 District
 Province

Acids/Bases School
 District
 Province

Thermochem School
 District
 Province

Electrochem School
 District
 Province

Public Exam Mark	School vs District	School vs Province
School data with 5 or fewer students withheld for reasons of confidentiality		

Final Mark	School vs District	School vs Province
School data with 5 or fewer students withheld for reasons of confidentiality		

Average Mark, 2006-2009

School data with 5 or fewer students withheld for reasons of confidentiality

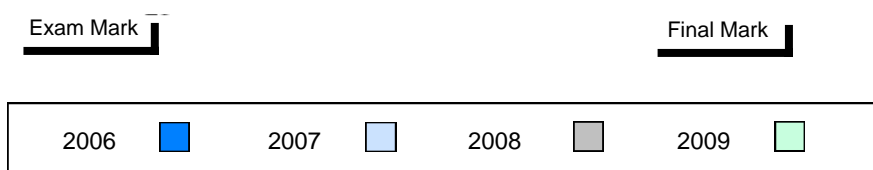
Exam Mark

Final Mark

2006		2007		2008		2009	
------	---	------	---	------	---	------	---

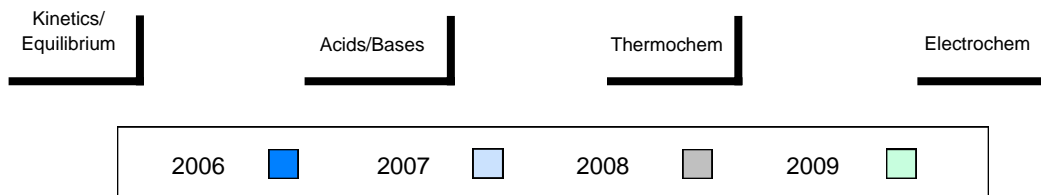
Difference from Provincial Mean, 2006-2009

School data with 5 or fewer students withheld for reasons of confidentiality



4 Year Public Exam (Subtest) Mark Trend 2006-2009

School data with 5 or fewer students withheld for reasons of confidentiality



District 2 - Western

#388 - Long Range Academy, Cow Head

Grades: K-12

Number of Students 3

Chemistry 3202 School
 District
 Province

Subtest

**Kinetics/
 Equilibrium** School
 District
 Province

Acids/Bases School
 District
 Province

Thermochem School
 District
 Province

Electrochem School
 District
 Province

Public Exam Mark	School vs District	School vs Province
School data with 5 or fewer students withheld for reasons of confidentiality		

Final Mark	School vs District	School vs Province
School data with 5 or fewer students withheld for reasons of confidentiality		

Average Mark, 2006-2009

School data with 5 or fewer students withheld for reasons of confidentiality


Exam Mark

Final Mark



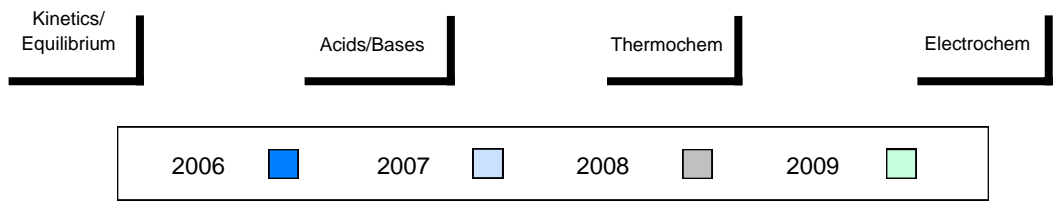
Difference from Provincial Mean, 2006-2009

School data with 5 or fewer students withheld for reasons of confidentiality



4 Year Public Exam (Subtest) Mark Trend 2006-2009

School data with 5 or fewer students withheld for reasons of confidentiality



District 2 - Western

#390 - Elwood High School, Deer Lake

Grades: 10-12

Number of Students 30

Chemistry 3202

School
 District
 Province

Public Exam Mark

School vs District

School vs Province

62.2
 58.8
 62.2

P

Q

Final Mark

School vs District

School vs Province

66.8
 65.8
 68.3

P

Q

Subtest

Kinetics/ Equilibrium

School
 District
 Province

74.6
 67.2
 68.5

P

P

Acids/Bases

School
 District
 Province

61.4
 56.4
 59.6

P

P

Thermochem

School
 District
 Province

65.1
 61.1
 63.6

P

P

Electrochem

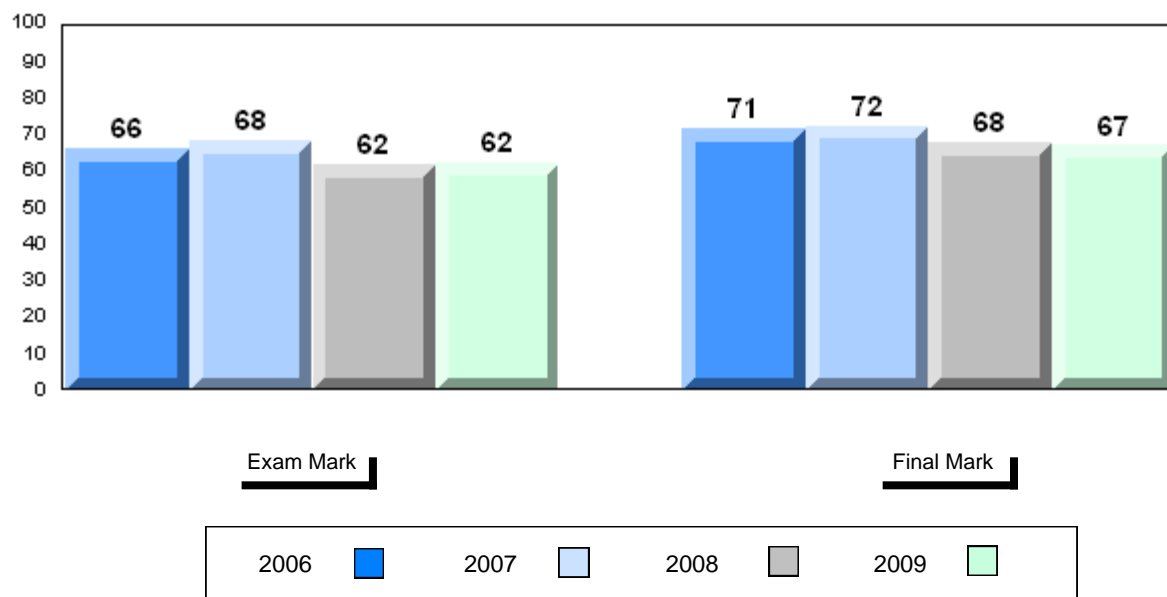
School
 District
 Province

42.7
 47.8
 55.6

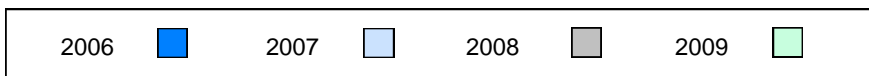
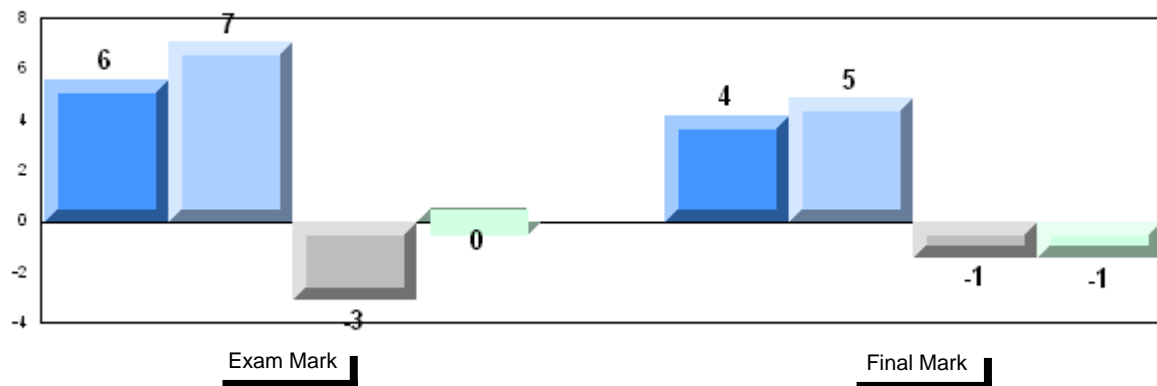
Q

Q

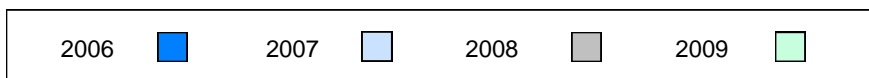
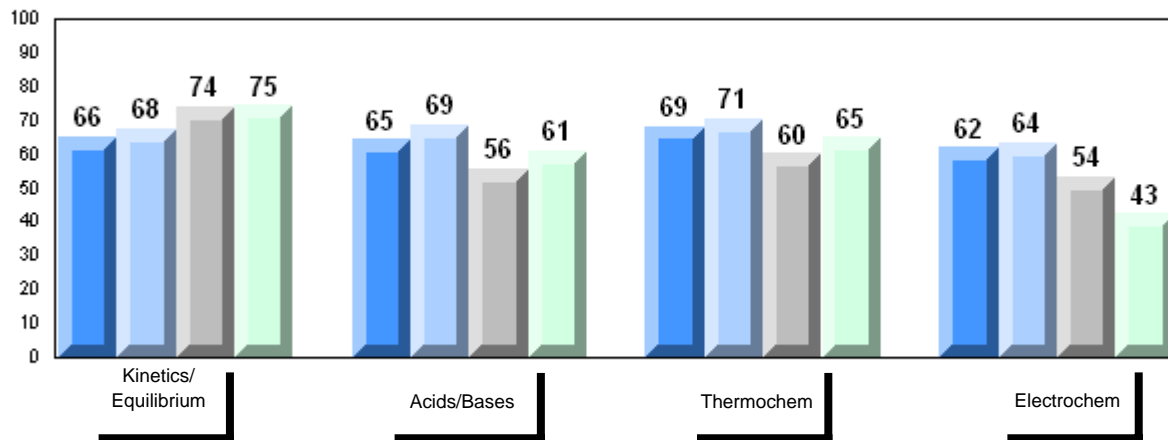
Average Mark, 2006-2009



Difference from Provincial Mean, 2006-2009



4 Year Public Exam (Subtest) Mark Trend 2006-2009



District 2 - Western

#393 - Bonne Bay Academy, Woody Point

Grades: K-12

Number of Students 2

Chemistry 3202 School
 District
 Province

Subtest

**Kinetics/
 Equilibrium** School
 District
 Province

Acids/Bases School
 District
 Province

Thermochem School
 District
 Province

Electrochem School
 District
 Province

Public Exam Mark	School vs District	School vs Province
School data with 5 or fewer students withheld for reasons of confidentiality		

Final Mark	School vs District	School vs Province
School data with 5 or fewer students withheld for reasons of confidentiality		

Average Mark, 2006-2009

School data with 5 or fewer students withheld for reasons of confidentiality

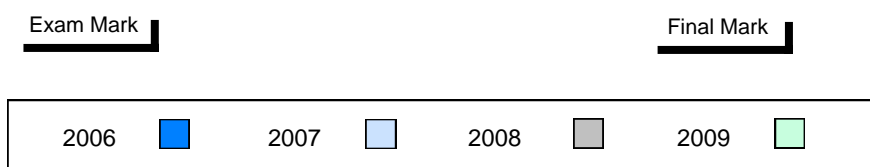
Exam Mark

Final Mark



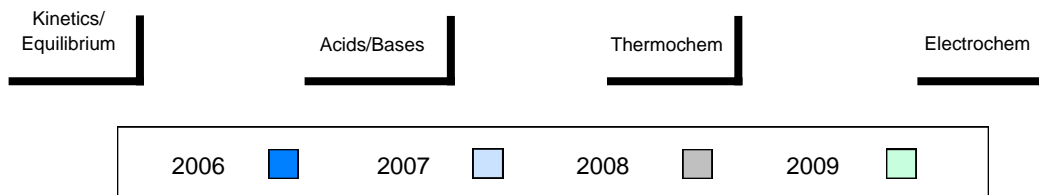
Difference from Provincial Mean, 2006-2009

School data with 5 or fewer students withheld for reasons of confidentiality



4 Year Public Exam (Subtest) Mark Trend 2006-2009

School data with 5 or fewer students withheld for reasons of confidentiality



District 2 - Western

#394 - E.A. Butler All Grade, McKay's

Grades: K-12

Number of Students 15

Chemistry 3202

School
 District
 Province

Public Exam Mark

School vs District

School vs Province

50.1
 58.8
 62.2

q

q

Final Mark

School vs District

School vs Province

54.0
 65.8
 68.3

q

q

Subtest

**Kinetics/
 Equilibrium**

School
 District
 Province

63.2
 67.2
 68.5

q

q

Acids/Bases

School
 District
 Province

45.2
 56.4
 59.6

q

q

Thermochem

School
 District
 Province

52.8
 61.1
 63.6

q

q

Electrochem

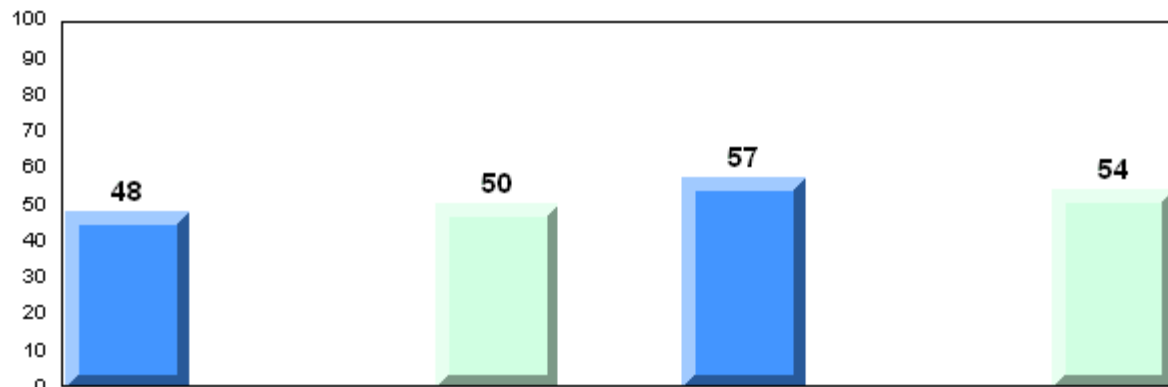
School
 District
 Province

36.3
 47.8
 55.6

q

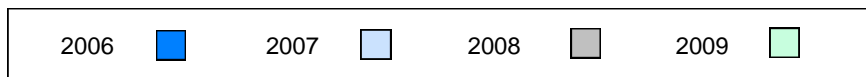
q

Average Mark, 2006-2009

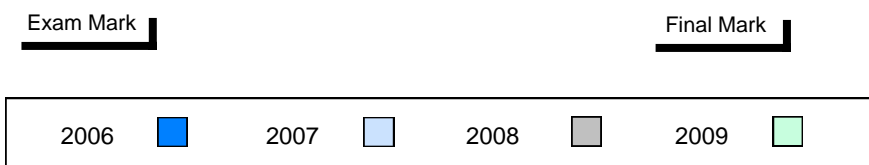
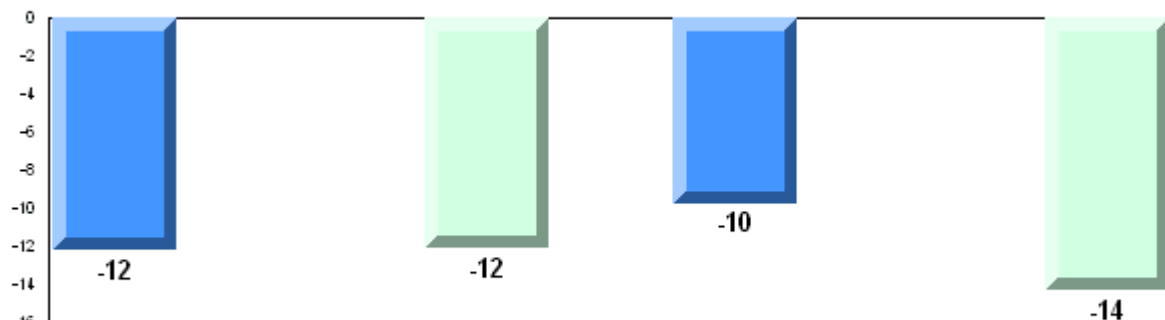


Exam Mark

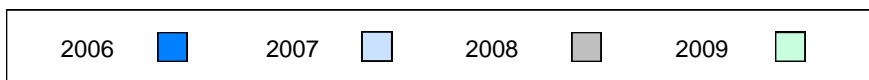
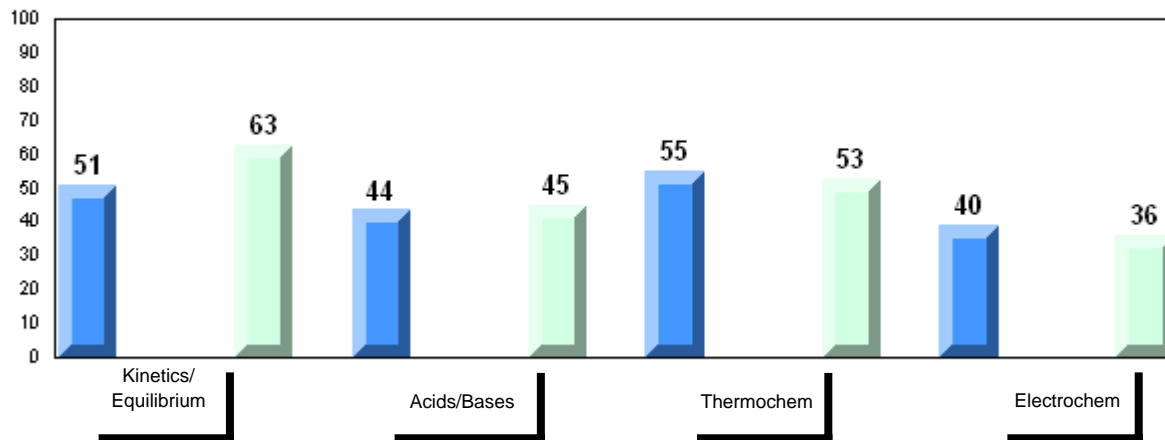
Final Mark



Difference from Provincial Mean, 2006-2009



4 Year Public Exam (Subtest) Mark Trend 2006-2009



District 2 - Western

#397 - Belanger Memorial School, Upper Ferry

Grades: K-12

Number of Students 2

Chemistry 3202 School
 District
 Province

Subtest

**Kinetics/
 Equilibrium** School
 District
 Province

Acids/Bases School
 District
 Province

Thermochem School
 District
 Province

Electrochem School
 District
 Province

Public Exam Mark	School vs District	School vs Province
School data with 5 or fewer students withheld for reasons of confidentiality		

Final Mark	School vs District	School vs Province
School data with 5 or fewer students withheld for reasons of confidentiality		

Average Mark, 2006-2009

School data with 5 or fewer students withheld for reasons of confidentiality

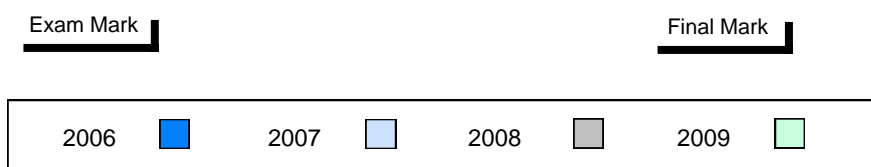
Exam Mark

Final Mark



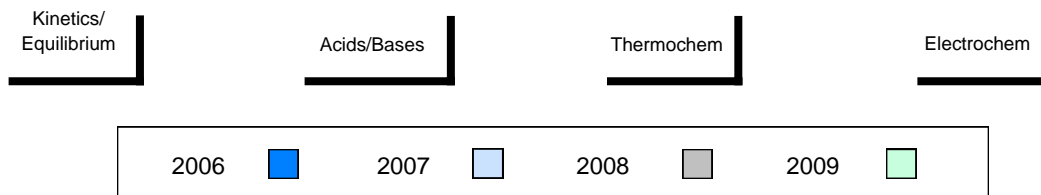
Difference from Provincial Mean, 2006-2009

School data with 5 or fewer students withheld for reasons of confidentiality



4 Year Public Exam (Subtest) Mark Trend 2006-2009

School data with 5 or fewer students withheld for reasons of confidentiality



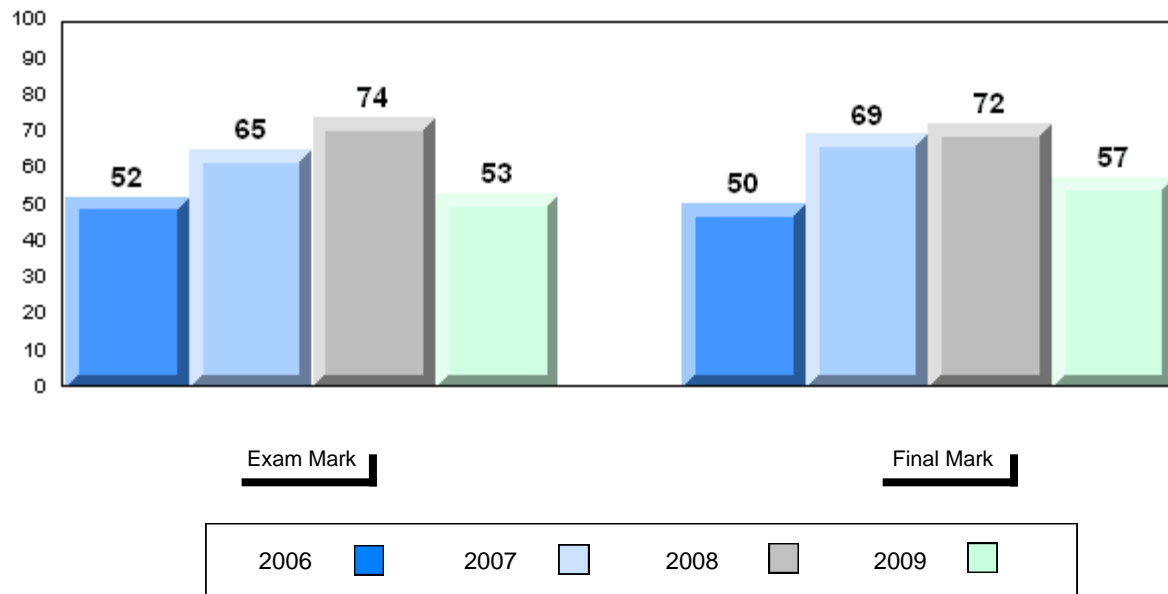
District 2 - Western

#474 - Cloud River Academy, Roddickton

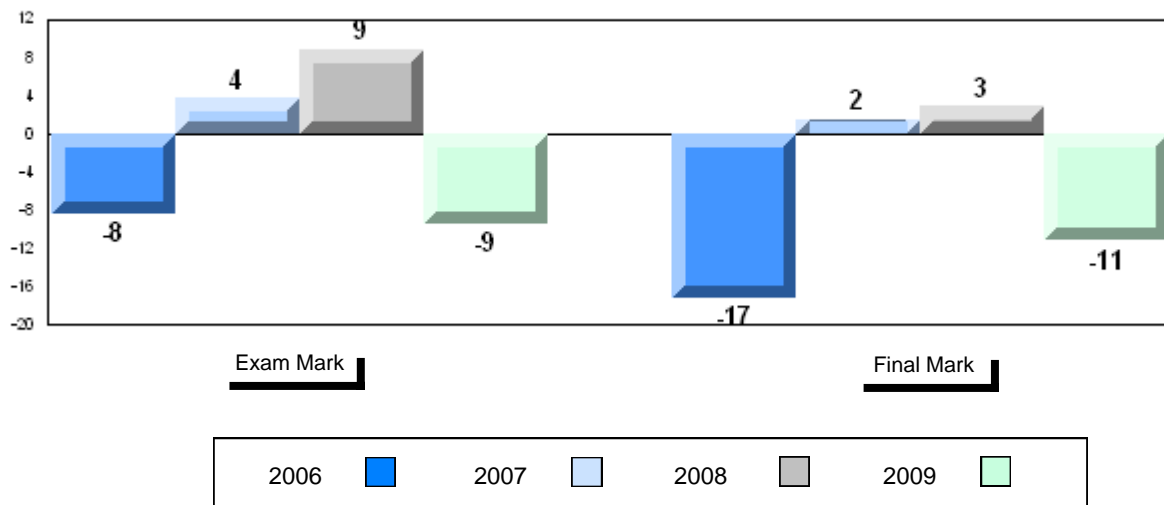
Grades: K-12

Number of Students	6						
		Public Exam Mark	School vs District	School vs Province	Final Mark	School vs District	School vs Province
Chemistry 3202	School	52.8	q	q	57.2	q	q
	District	58.8			65.8		
	Province	62.2			68.3		
<u>Subtest</u>							
Kinetics/Equilibrium	School	62.7	q	q			
	District	67.2					
	Province	68.5					
Acids/Bases	School	52.5	q	q			
	District	56.4					
	Province	59.6					
Thermochem	School	50.7	q	q			
	District	61.1					
	Province	63.6					
Electrochem	School	42.9	q	q			
	District	47.8					
	Province	55.6					

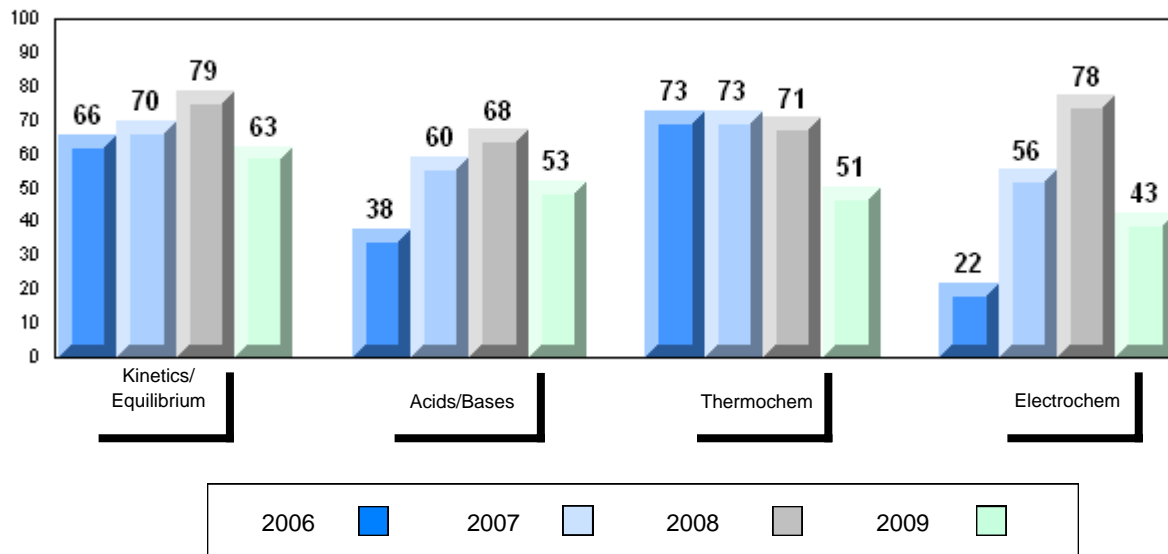
Average Mark, 2006-2009



Difference from Provincial Mean, 2006-2009



4 Year Public Exam (Subtest) Mark Trend 2006-2009



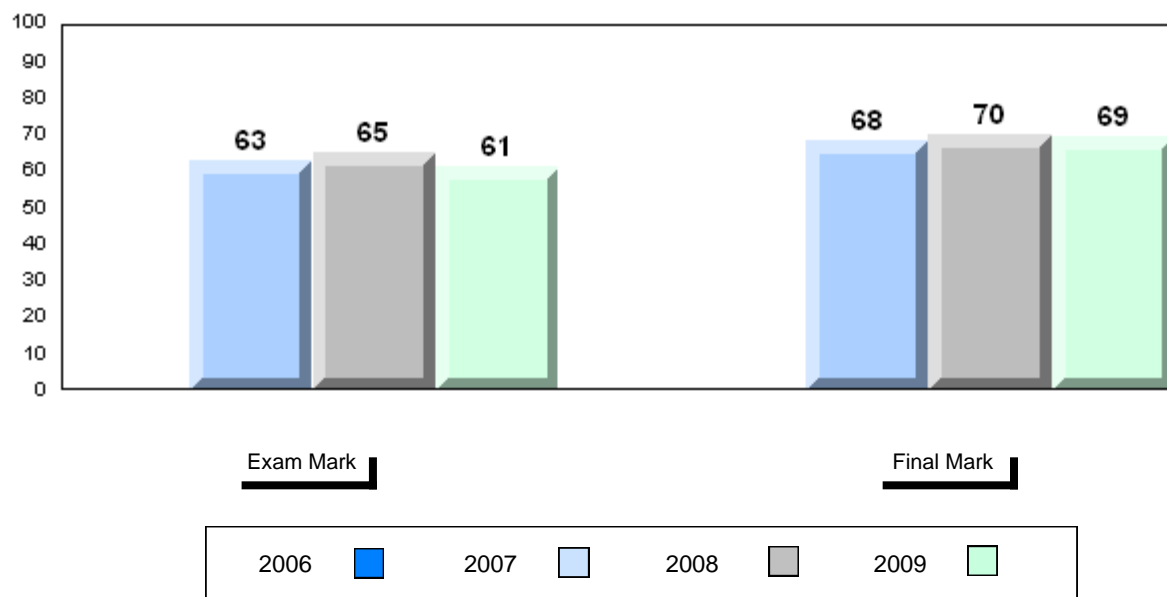
District 2 - Western

#485 - Corner Brook Regional High, Corner Brook

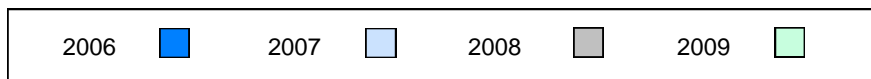
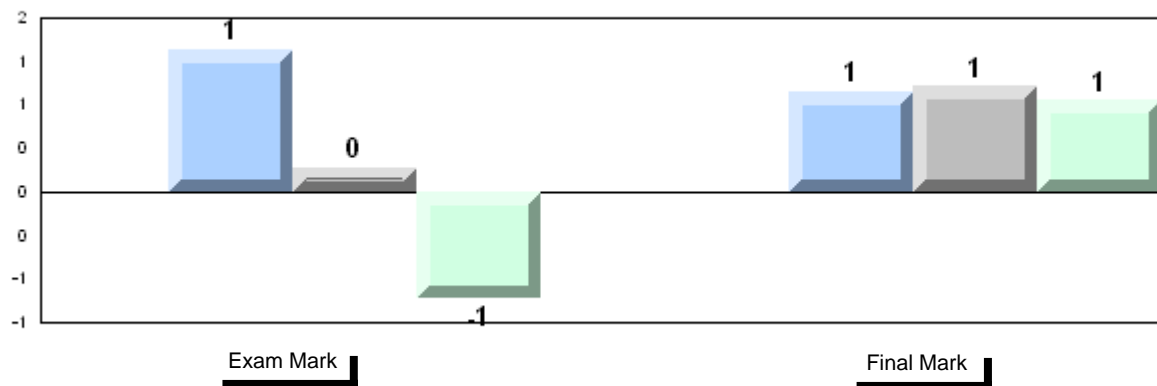
Grades: 10-12

Number of Students	104						
		Public Exam Mark	School vs District	School vs Province	Final Mark	School vs District	School vs Province
Chemistry 3202	School	61.2	P	Q	69.1	P	P
	District	58.8			65.8		
	Province	62.2			68.3		
<u>Subtest</u>							
Kinetics/Equilibrium	School	69.6	P	P			
	District	67.2					
	Province	68.5					
Acids/Bases	School	60.3	P	P			
	District	56.4					
	Province	59.6					
Thermochem	School	64.2	P	P			
	District	61.1					
	Province	63.6					
Electrochem	School	47.2	Q	Q			
	District	47.8					
	Province	55.6					

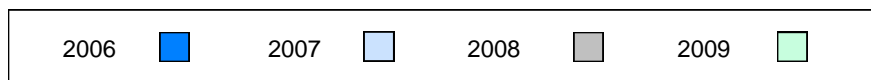
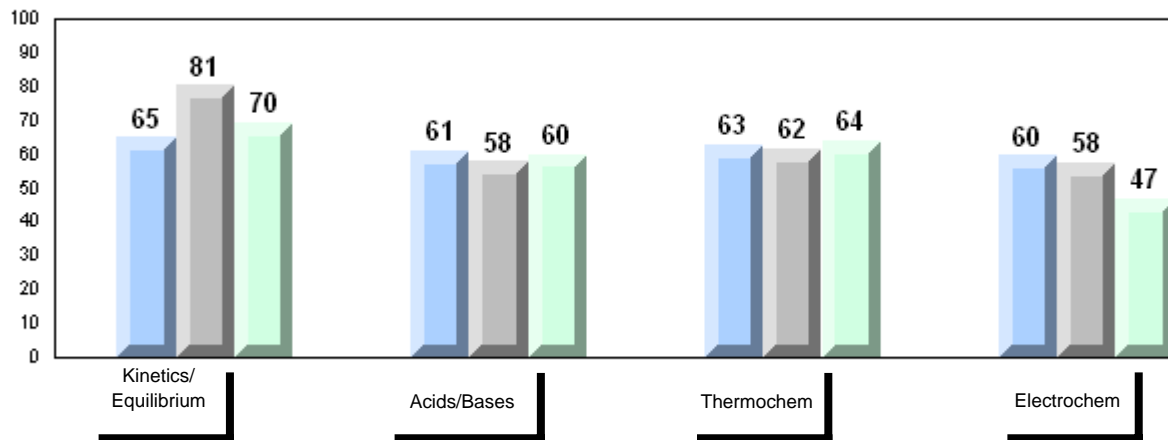
Average Mark, 2006-2009



Difference from Provincial Mean, 2006-2009



4 Year Public Exam (Subtest) Mark Trend 2006-2009



District 3 - Nova Central

#125 - Baie Verte Collegiate, Baie Verte

Grades: 7-12

Number of Students 11

Chemistry 3202

School
 District
 Province

Public Exam Mark

School vs District

School vs Province

61.6
 63.4
 62.2

q

q

Final Mark

School vs District

School vs Province

67.6
 69.6
 68.3

q

q

Subtest

**Kinetics/
 Equilibrium**

School
 District
 Province

70.4
 68.0
 68.5

p

P

Acids/Bases

School
 District
 Province

56.8
 60.6
 59.6

q

q

Thermochem

School
 District
 Province

66.4
 65.5
 63.6

p

P

Electrochem

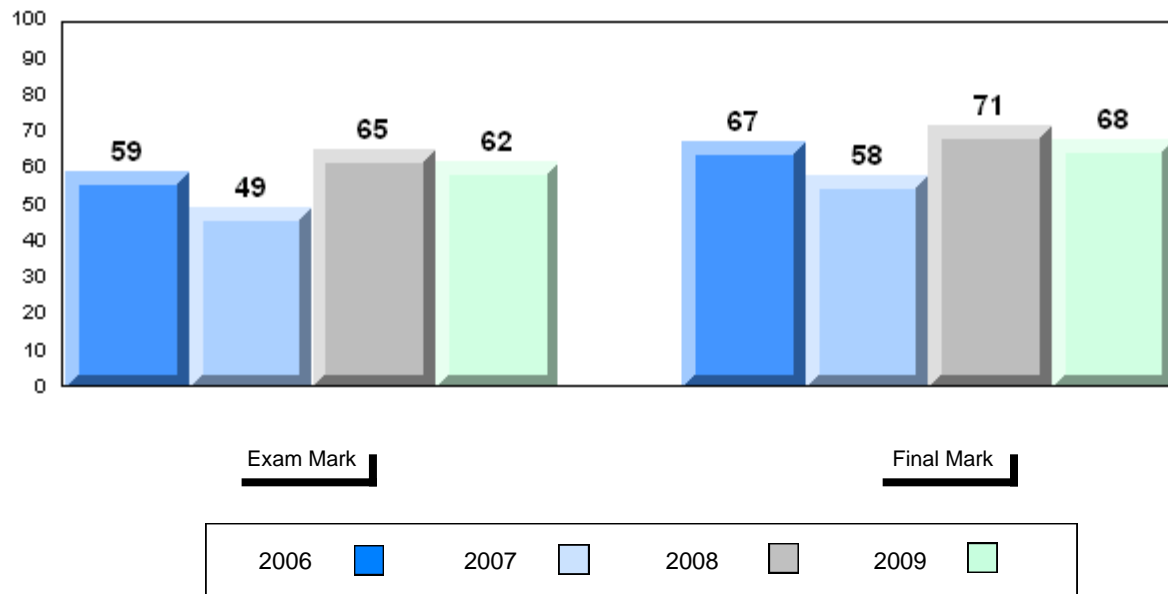
School
 District
 Province

50.2
 57.9
 55.6

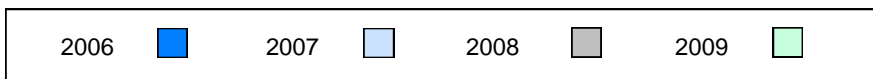
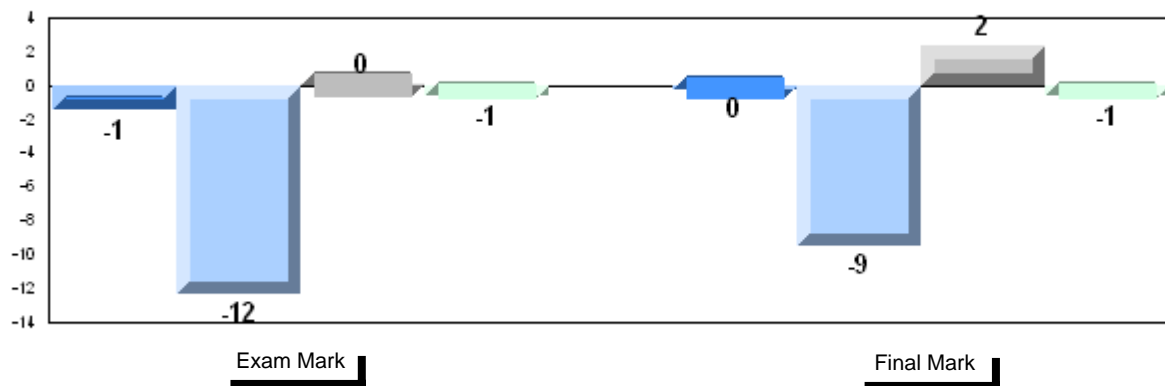
q

q

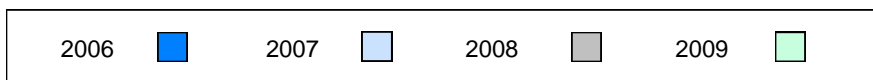
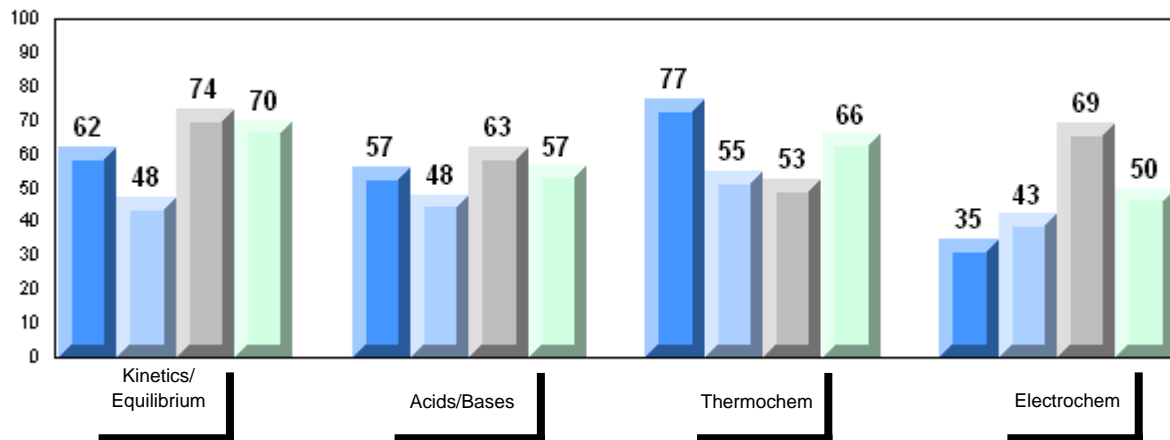
Average Mark, 2006-2009



Difference from Provincial Mean, 2006-2009



4 Year Public Exam (Subtest) Mark Trend 2006-2009



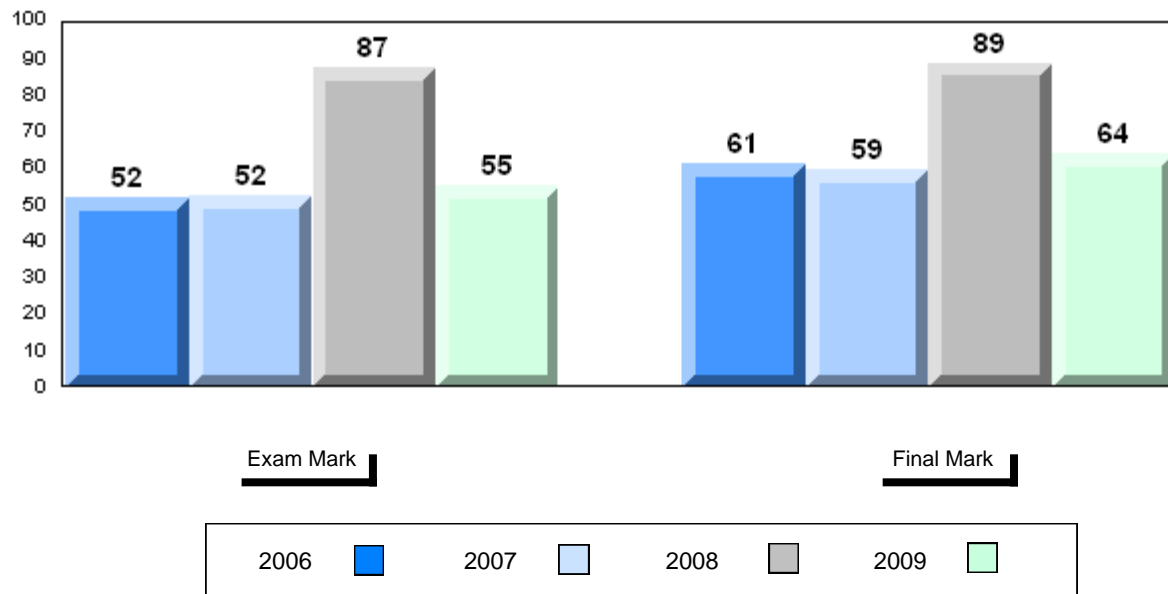
District 3 - Nova Central

#132 - Botwood Collegiate, Botwood

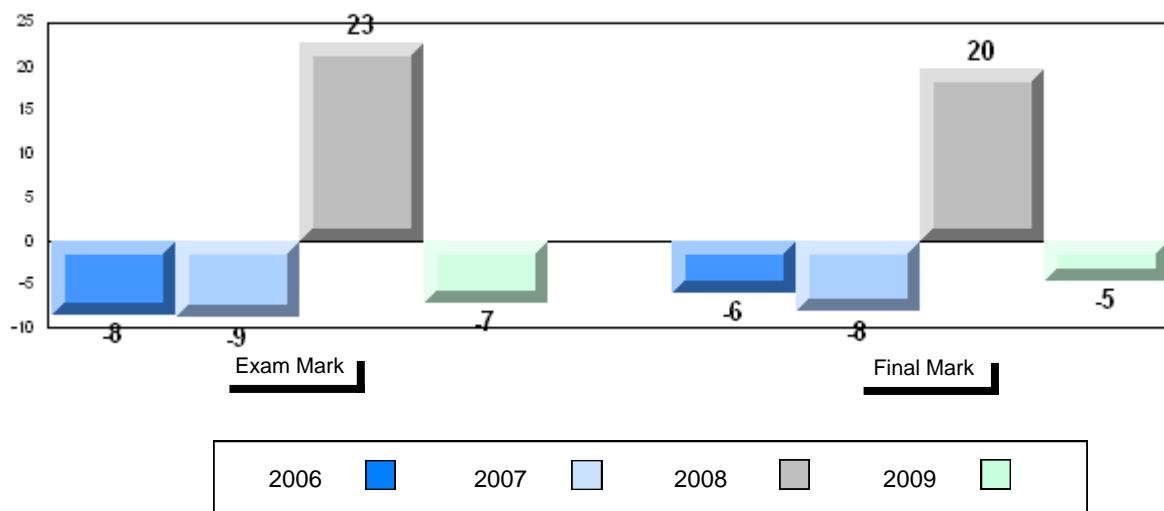
Grades: 7-12

Number of Students	8						
		Public Exam Mark	School vs District	School vs Province	Final Mark	School vs District	School vs Province
Chemistry 3202	School	55.1	q	q			
	District	63.4			63.8	q	q
	Province	62.2			69.6		
					68.3		
Subtest							
Kinetics/Equilibrium	School	61.5	q	q			
	District	68.0					
	Province	68.5					
Acids/Bases	School	52.1	q	q			
	District	60.6					
	Province	59.6					
Thermochem	School	60.8	q	q			
	District	65.5					
	Province	63.6					
Electrochem	School	43.4	q	q			
	District	57.9					
	Province	55.6					

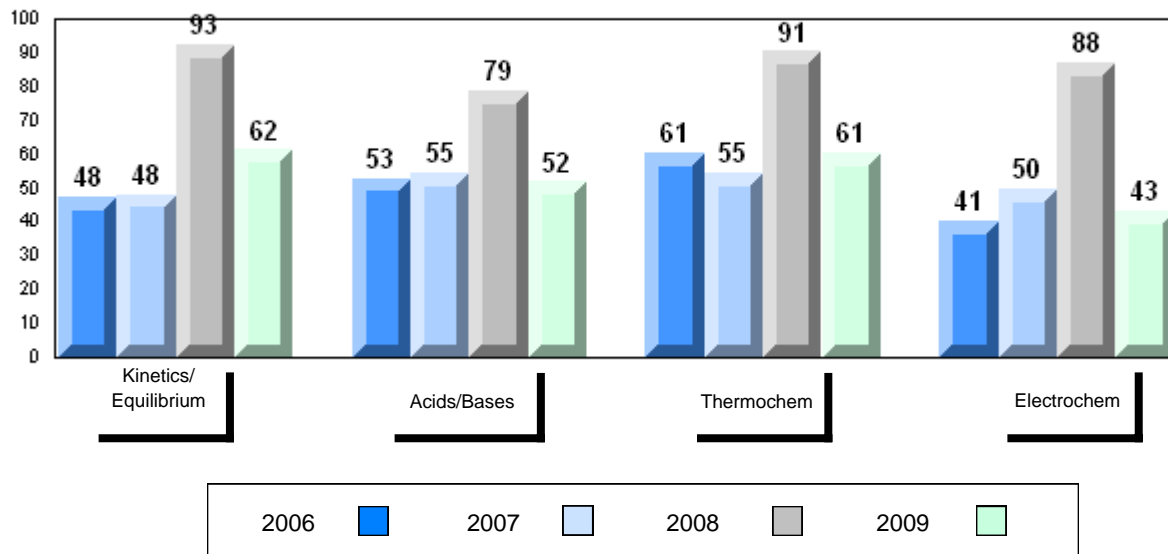
Average Mark, 2006-2009



Difference from Provincial Mean, 2006-2009



4 Year Public Exam (Subtest) Mark Trend 2006-2009



District 3 - Nova Central

#138 - Victoria Academy, Gaultois

Grades: K-2,4-7,9,11-12

Number of Students 1

Chemistry 3202

School
 District
 Province

Subtest

**Kinetics/
 Equilibrium**

School
 District
 Province

Acids/Bases

School
 District
 Province

Thermochem

School
 District
 Province

Electrochem

School
 District
 Province

Public Exam Mark	School vs District	School vs Province
School data with 5 or fewer students withheld for reasons of confidentiality		





Final Mark	School vs District	School vs Province
School data with 5 or fewer students withheld for reasons of confidentiality		

Average Mark, 2006-2009

School data with 5 or fewer students withheld for reasons of confidentiality

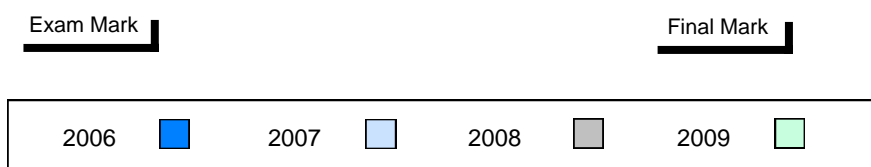
Exam Mark

Final Mark

2006		2007		2008		2009	
------	---	------	---	------	---	------	---

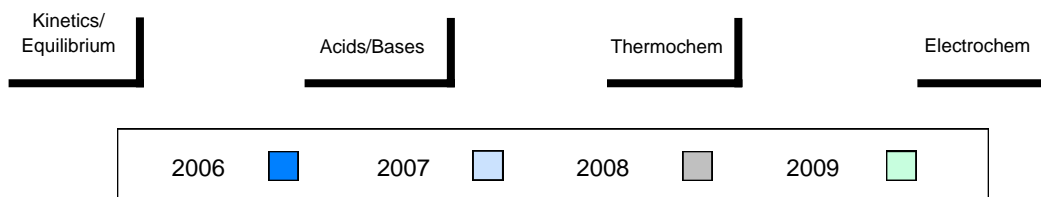
Difference from Provincial Mean, 2006-2009

School data with 5 or fewer students withheld for reasons of confidentiality



4 Year Public Exam (Subtest) Mark Trend 2006-2009

School data with 5 or fewer students withheld for reasons of confidentiality



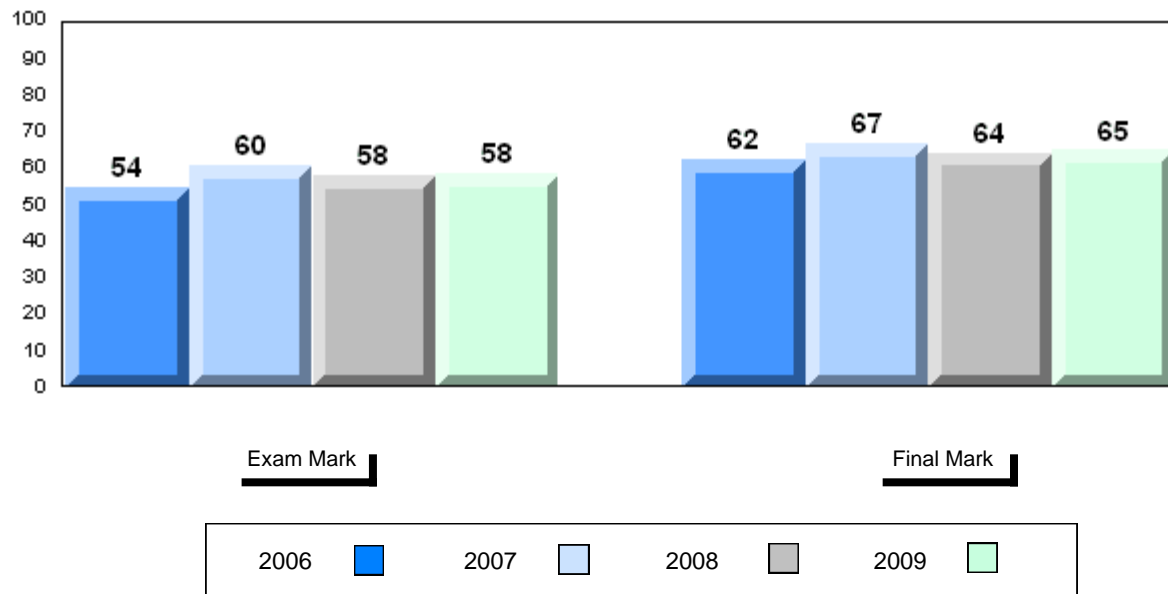
District 3 - Nova Central

#149 - King Academy, Harbour Breton

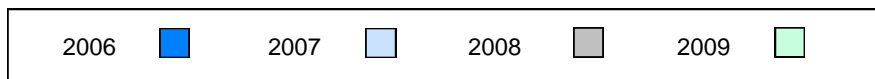
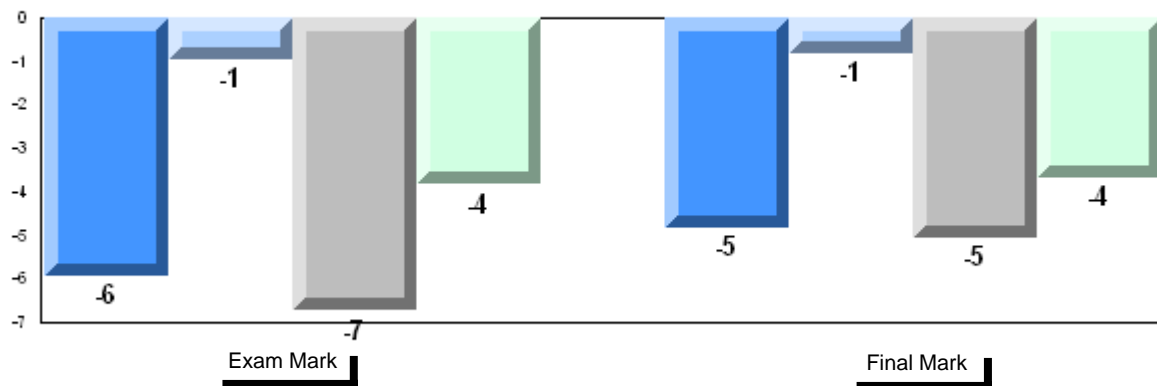
Grades: 7-12

Number of Students	8						
		Public Exam Mark	School vs District	School vs Province	Final Mark	School vs District	School vs Province
Chemistry 3202	School	58.4	q	q	64.6	q	q
	District	63.4			69.6		
	Province	62.2			68.3		
<u>Subtest</u>							
Kinetics/Equilibrium	School	54.0	q	q			
	District	68.0					
	Province	68.5					
Acids/Bases	School	53.3	q	q			
	District	60.6					
	Province	59.6					
Thermochem	School	68.3	p	p			
	District	65.5					
	Province	63.6					
Electrochem	School	57.2	q	p			
	District	57.9					
	Province	55.6					

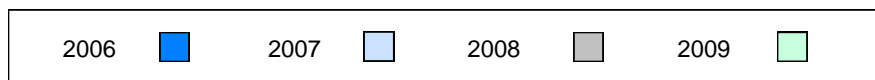
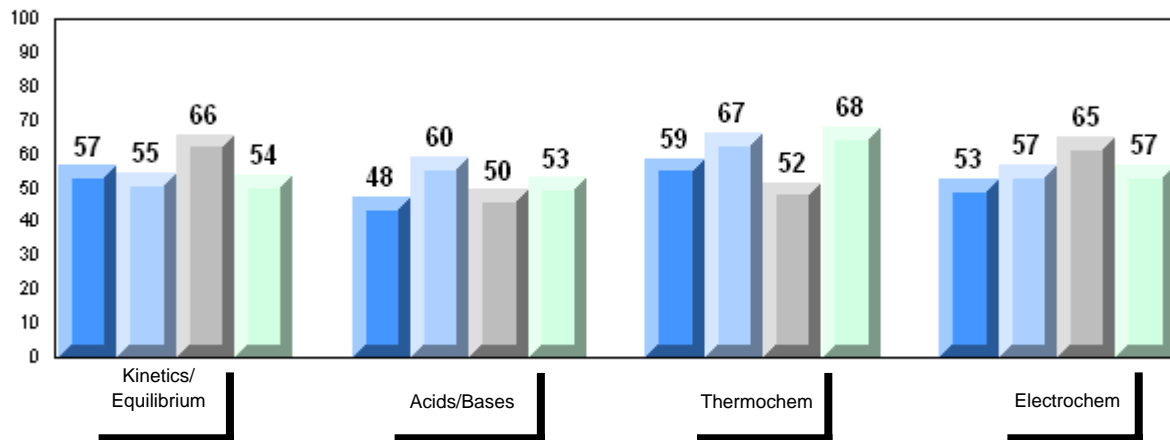
Average Mark, 2006-2009



Difference from Provincial Mean, 2006-2009



4 Year Public Exam (Subtest) Mark Trend 2006-2009



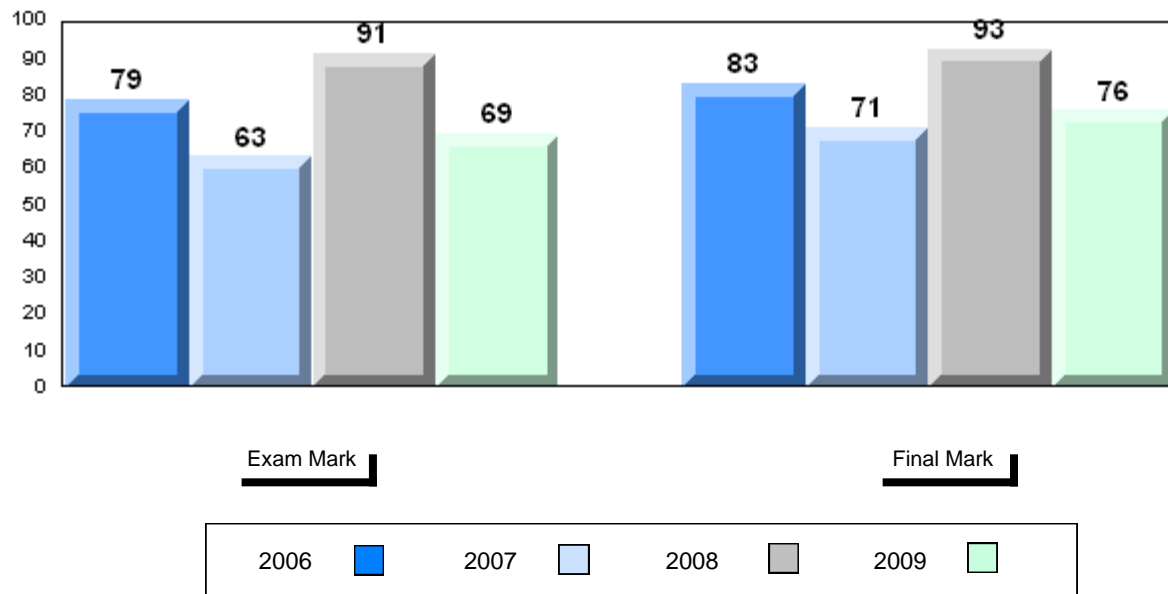
District 3 - Nova Central

#151 - John Watkins Academy, Hermitage

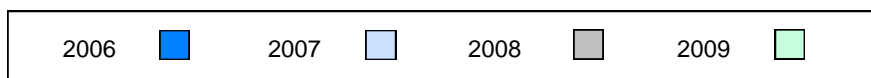
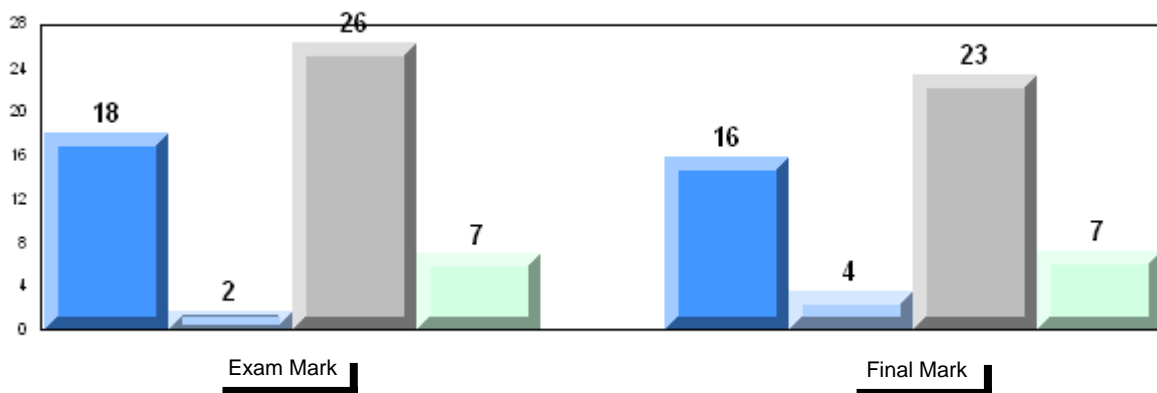
Grades: K-12

Number of Students	5						
		Public Exam Mark	School vs District	School vs Province	Final Mark	School vs District	School vs Province
Chemistry 3202	School	69.2	P	P	75.6	P	P
	District	63.4			69.6		
	Province	62.2			68.3		
<u>Subtest</u>							
Kinetics/Equilibrium	School	70.8	P	P			
	District	68.0					
	Province	68.5					
Acids/Bases	School	68.0	P	P			
	District	60.6					
	Province	59.6					
Thermochem	School	66.8	P	P			
	District	65.5					
	Province	63.6					
Electrochem	School	70.5	P	P			
	District	57.9					
	Province	55.6					

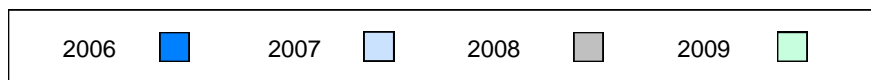
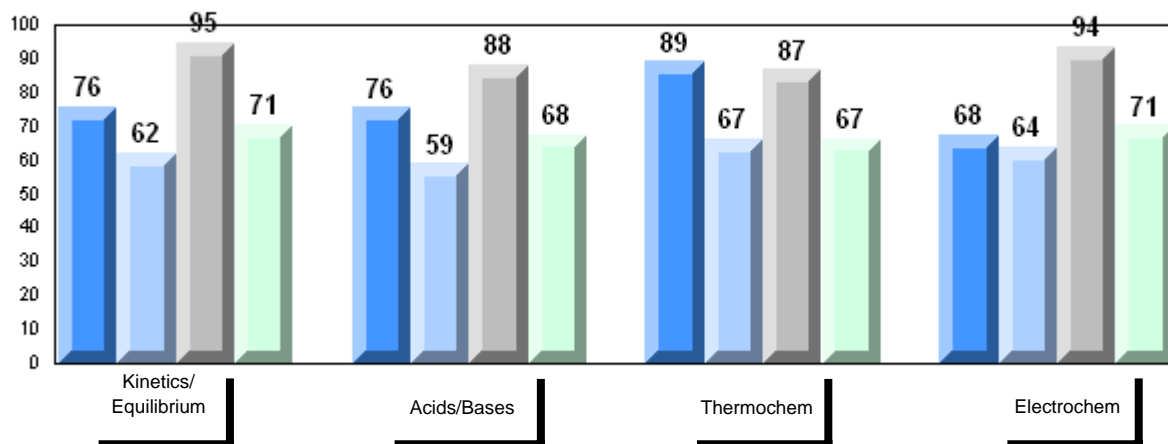
Average Mark, 2006-2009



Difference from Provincial Mean, 2006-2009



4 Year Public Exam (Subtest) Mark Trend 2006-2009



District 3 - Nova Central

#152 - Valmont Academy, King's Point

Grades: K-12

Number of Students 1

Chemistry 3202 School
 District
 Province

Subtest

**Kinetics/
 Equilibrium** School
 District
 Province

Acids/Bases School
 District
 Province

Thermochem School
 District
 Province

Electrochem School
 District
 Province

Public Exam Mark	School vs District	School vs Province
School data with 5 or fewer students withheld for reasons of confidentiality		

Final Mark	School vs District	School vs Province
School data with 5 or fewer students withheld for reasons of confidentiality		

Average Mark, 2006-2009

School data with 5 or fewer students withheld for reasons of confidentiality


Exam Mark

Final Mark



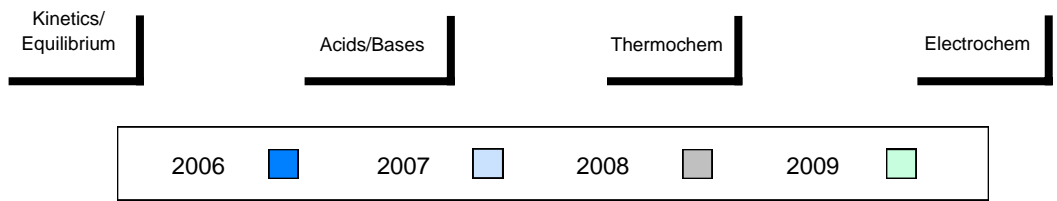
Difference from Provincial Mean, 2006-2009

School data with 5 or fewer students withheld for reasons of confidentiality



4 Year Public Exam (Subtest) Mark Trend 2006-2009

School data with 5 or fewer students withheld for reasons of confidentiality



District 3 - Nova Central

#153 - Cape John Collegiate, La Scie

Grades: 7-12

Number of Students 3

Chemistry 3202

School
 District
 Province

Subtest

**Kinetics/
 Equilibrium**

School
 District
 Province

Acids/Bases

School
 District
 Province

Thermochem

School
 District
 Province

Electrochem

School
 District
 Province

Public Exam Mark	School vs District	School vs Province
School data with 5 or fewer students withheld for reasons of confidentiality		

Final Mark	School vs District	School vs Province
School data with 5 or fewer students withheld for reasons of confidentiality		

Average Mark, 2006-2009

School data with 5 or fewer students withheld for reasons of confidentiality

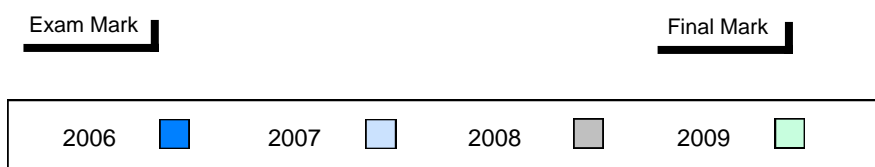
Exam Mark

Final Mark



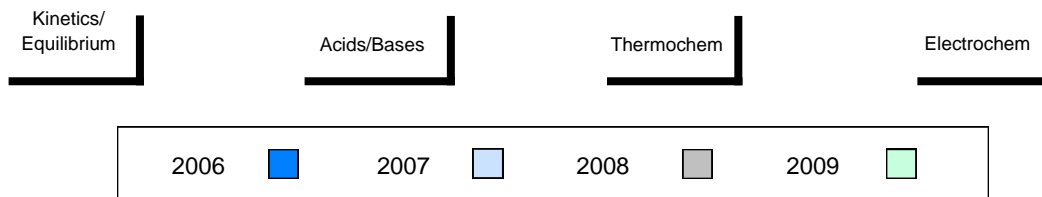
Difference from Provincial Mean, 2006-2009

School data with 5 or fewer students withheld for reasons of confidentiality



4 Year Public Exam (Subtest) Mark Trend 2006-2009

School data with 5 or fewer students withheld for reasons of confidentiality



District 3 - Nova Central

#157 - St. Peter's AG, McCallum

Grades: 3,5-9,11-12

Number of Students 1

Chemistry 3202 School
 District
 Province

Subtest

**Kinetics/
 Equilibrium** School
 District
 Province

Acids/Bases School
 District
 Province

Thermochem School
 District
 Province

Electrochem School
 District
 Province

Public Exam Mark	School vs District	School vs Province
School data with 5 or fewer students withheld for reasons of confidentiality		

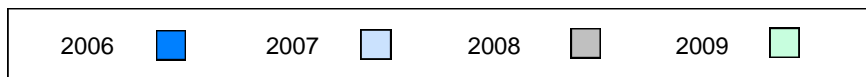
Final Mark	School vs District	School vs Province
School data with 5 or fewer students withheld for reasons of confidentiality		

Average Mark, 2006-2009

School data with 5 or fewer students withheld for reasons of confidentiality

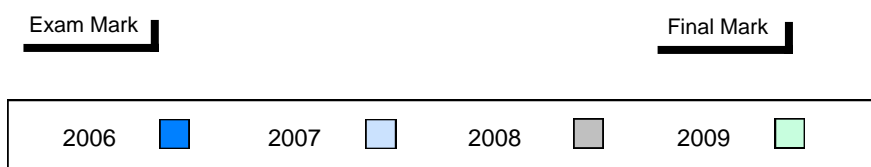
Exam Mark

Final Mark



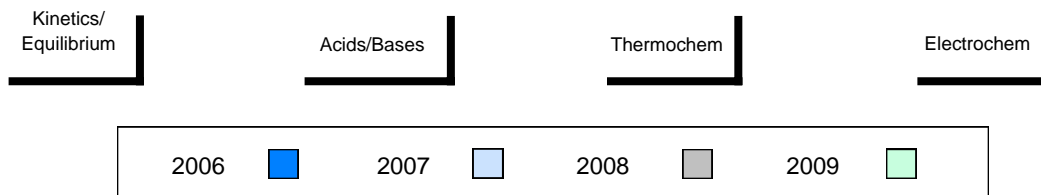
Difference from Provincial Mean, 2006-2009

School data with 5 or fewer students withheld for reasons of confidentiality



4 Year Public Exam (Subtest) Mark Trend 2006-2009

School data with 5 or fewer students withheld for reasons of confidentiality



District 3 - Nova Central

#158 - MSB Regional Academy, Middle Arm

Grades: K-12

Number of Students 10

Chemistry 3202

School
 District
 Province

Public Exam Mark

School vs District

School vs Province

73.1
 63.4
 62.2

P

P

Final Mark

School vs District

School vs Province

77.8
 69.6
 68.3

P

P

Subtest

**Kinetics/
 Equilibrium**

School
 District
 Province

77.2
 68.0
 68.5

P

P

Acids/Bases

School
 District
 Province

70.5
 60.6
 59.6

P

P

Thermochem

School
 District
 Province

75.4
 65.5
 63.6

P

P

Electrochem

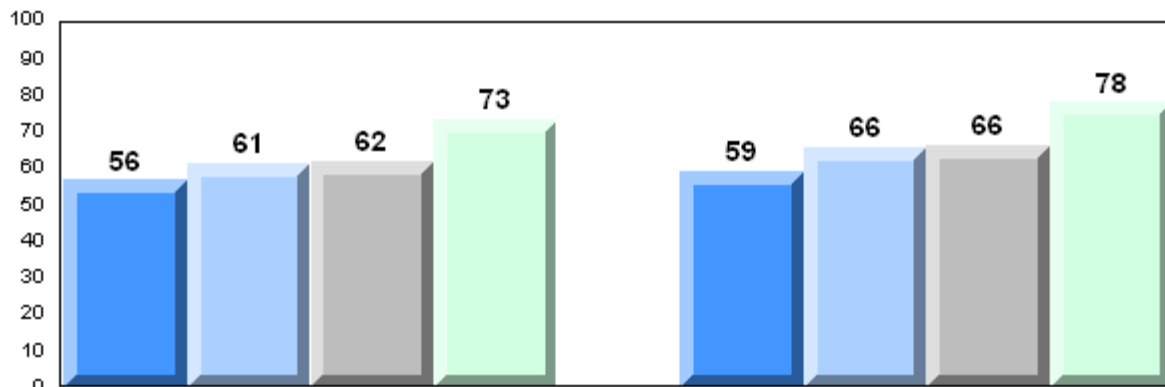
School
 District
 Province

67.8
 57.9
 55.6

P

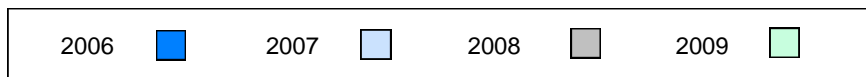
P

Average Mark, 2006-2009

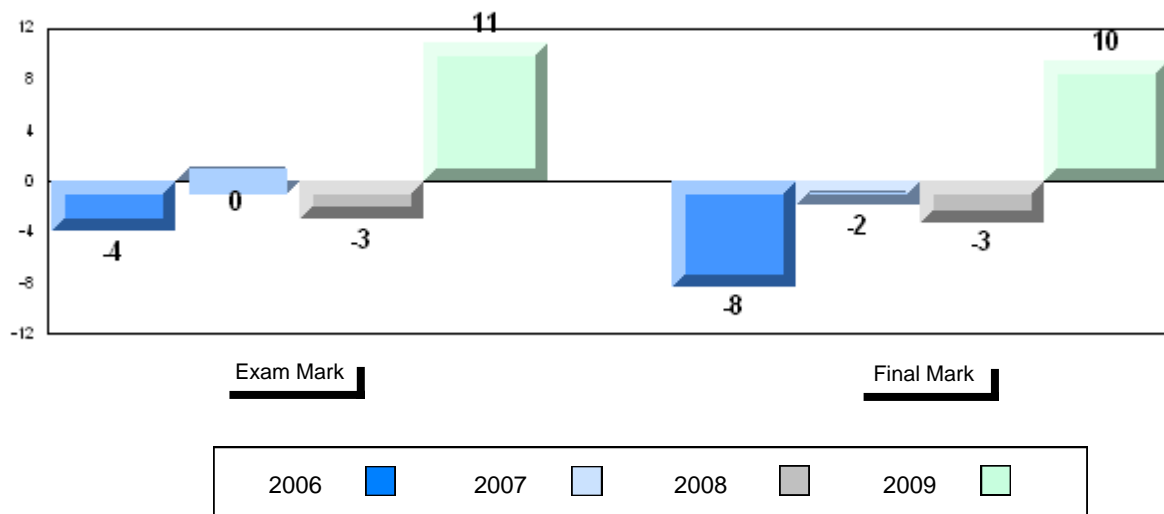


Exam Mark

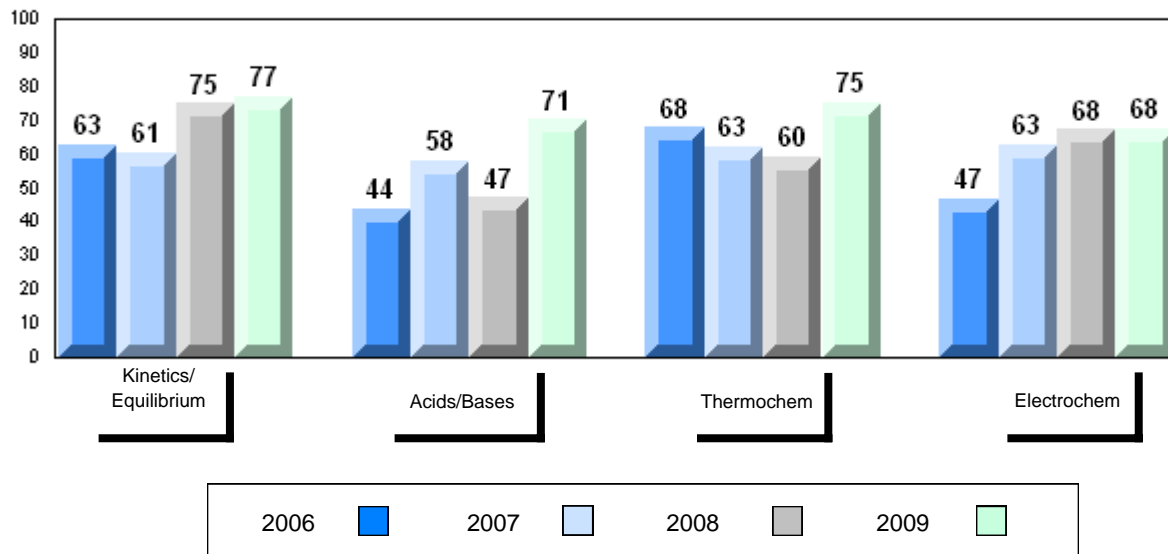
Final Mark



Difference from Provincial Mean, 2006-2009



4 Year Public Exam (Subtest) Mark Trend 2006-2009



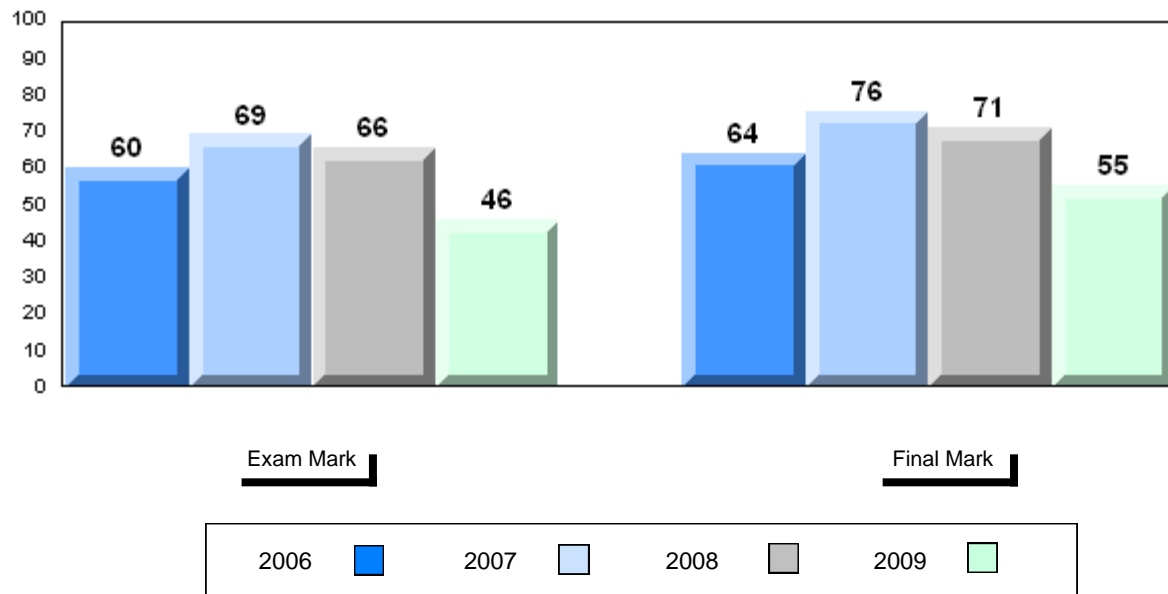
District 3 - Nova Central

#162 - Dorset Collegiate, Pilley's Island

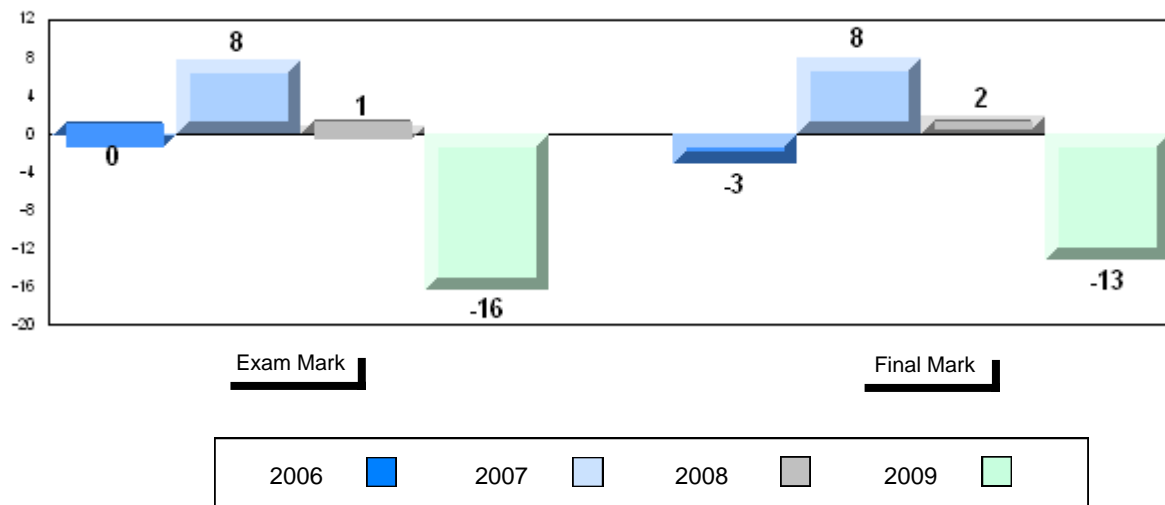
Grades: 7-12

Number of Students	8						
		Public Exam Mark	School vs District	School vs Province	Final Mark	School vs District	School vs Province
Chemistry 3202	School	45.9	q	q	55.0	q	q
	District	63.4			69.6		
	Province	62.2			68.3		
<u>Subtest</u>							
Kinetics/Equilibrium	School	53.3	q	q			
	District	68.0					
	Province	68.5					
Acids/Bases	School	39.6	q	q			
	District	60.6					
	Province	59.6					
Thermochem	School	50.0	q	q			
	District	65.5					
	Province	63.6					
Electrochem	School	40.0	q	q			
	District	57.9					
	Province	55.6					

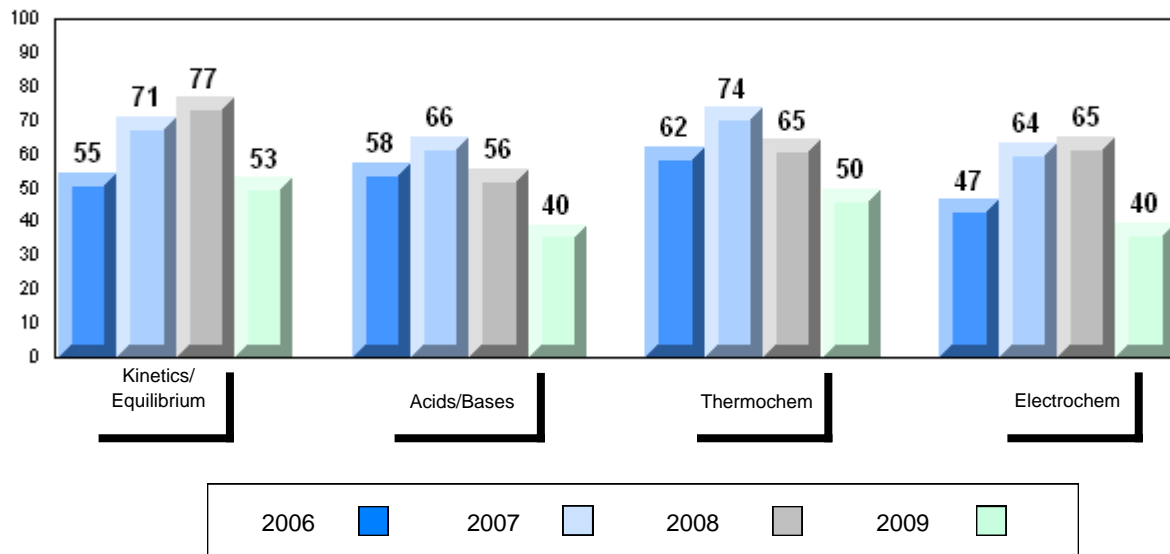
Average Mark, 2006-2009



Difference from Provincial Mean, 2006-2009



4 Year Public Exam (Subtest) Mark Trend 2006-2009



District 3 - Nova Central

#165 - St. Stephen's AG, Rencontre East

Grades: 1,3-4,6-9,11-12

Number of Students 1

Chemistry 3202 School
 District
 Province

Subtest

**Kinetics/
 Equilibrium** School
 District
 Province

Acids/Bases School
 District
 Province

Thermochem School
 District
 Province

Electrochem School
 District
 Province

Public Exam Mark	School vs District	School vs Province
School data with 5 or fewer students withheld for reasons of confidentiality		





Final Mark	School vs District	School vs Province
School data with 5 or fewer students withheld for reasons of confidentiality		

Average Mark, 2006-2009

School data with 5 or fewer students withheld for reasons of confidentiality

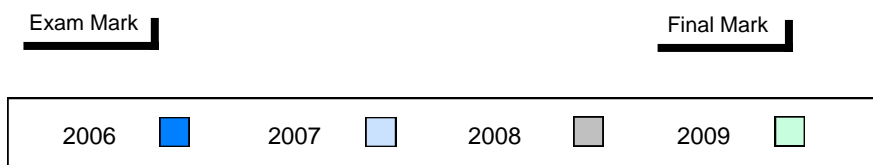
Exam Mark

Final Mark

2006		2007		2008		2009	
------	---	------	---	------	---	------	---

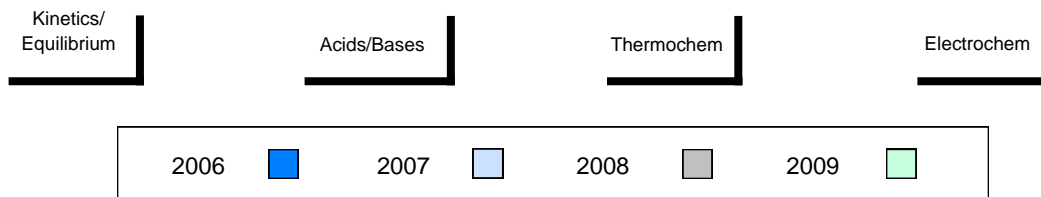
Difference from Provincial Mean, 2006-2009

School data with 5 or fewer students withheld for reasons of confidentiality



4 Year Public Exam (Subtest) Mark Trend 2006-2009

School data with 5 or fewer students withheld for reasons of confidentiality



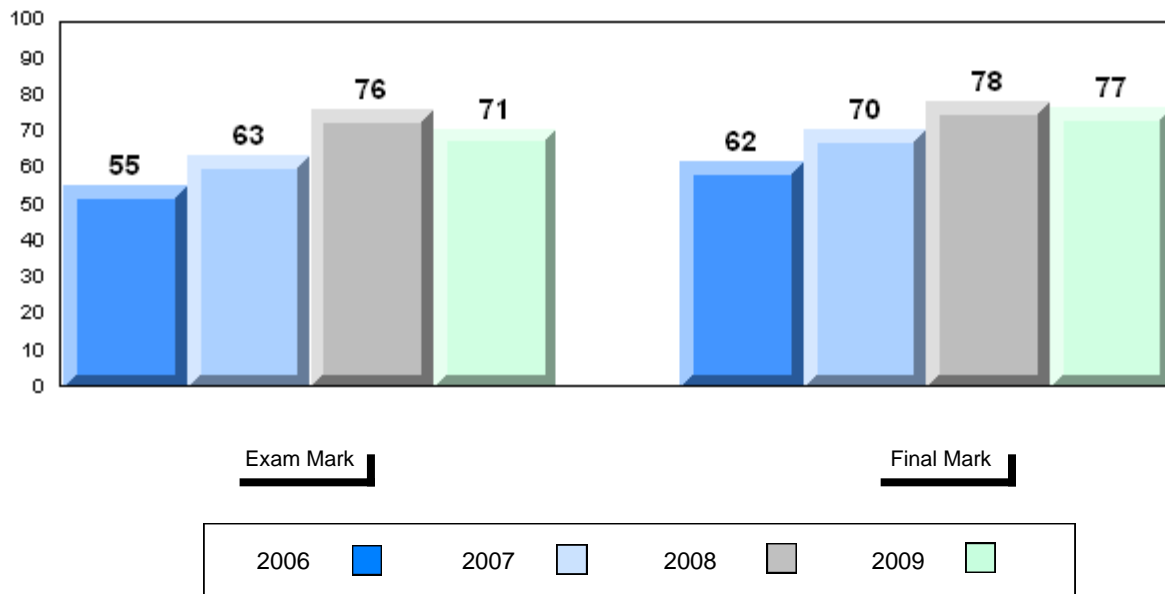
District 3 - Nova Central

#171 - Indian River High School, Springdale

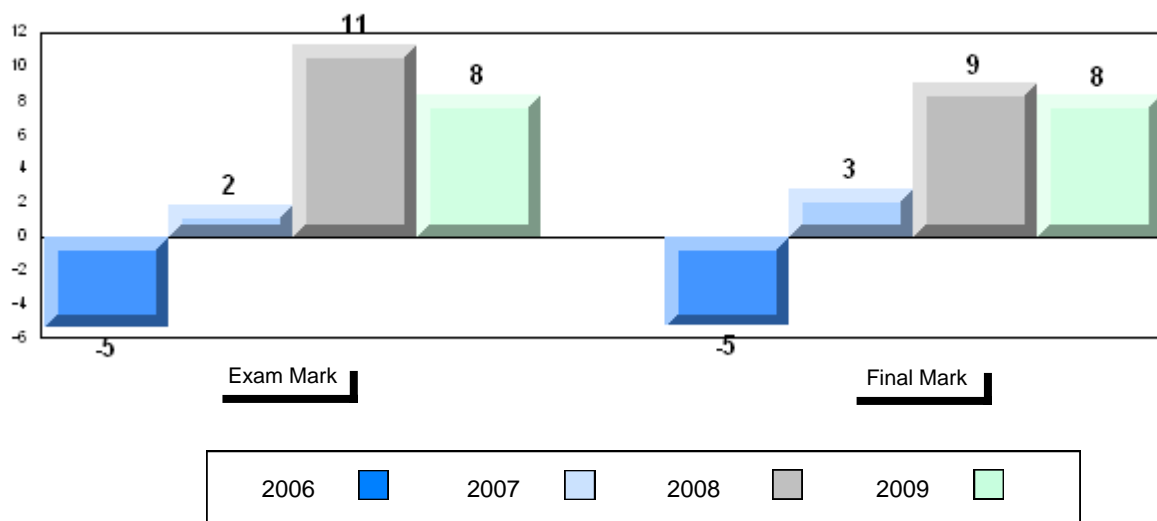
Grades: 7-12

Number of Students	7						
		Public Exam Mark	School vs District	School vs Province	Final Mark	School vs District	School vs Province
Chemistry 3202	School	70.6	P	P	76.6	P	P
	District	63.4			69.6		
	Province	62.2			68.3		
<u>Subtest</u>							
Kinetics/Equilibrium	School	77.7	P	P			
	District	68.0					
	Province	68.5					
Acids/Bases	School	71.4	P	P			
	District	60.6					
	Province	59.6					
Thermochem	School	68.6	P	P			
	District	65.5					
	Province	63.6					
Electrochem	School	62.1	P	P			
	District	57.9					
	Province	55.6					

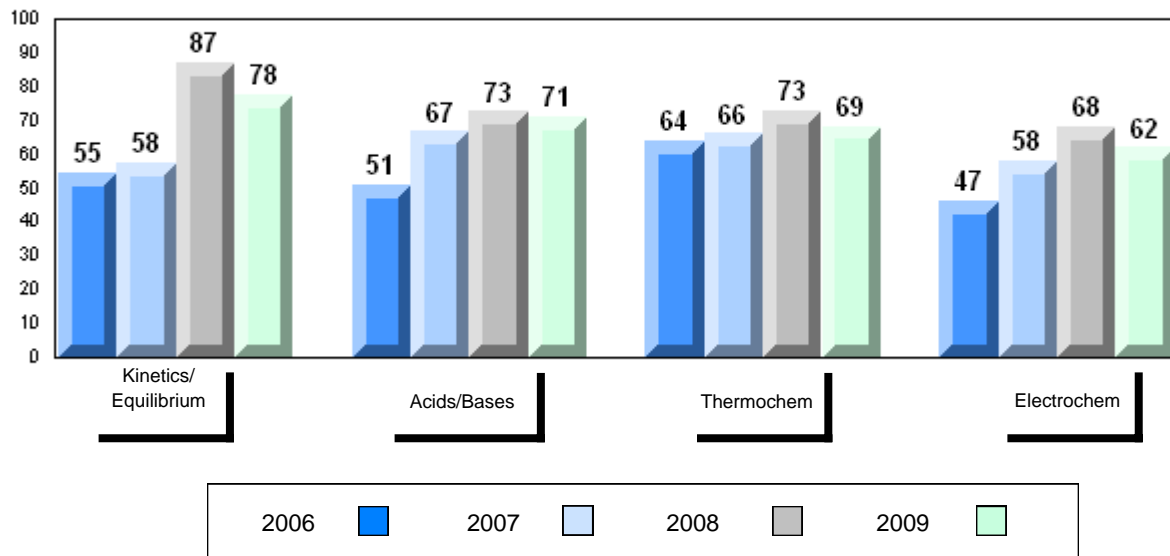
Average Mark, 2006-2009



Difference from Provincial Mean, 2006-2009



4 Year Public Exam (Subtest) Mark Trend 2006-2009



District 3 - Nova Central

#178 - Phoenix Academy, Carmanville

Grades: K-12

Number of Students 2

Chemistry 3202

School
 District
 Province

Subtest

**Kinetics/
 Equilibrium**

School
 District
 Province

Acids/Bases

School
 District
 Province

Thermochem

School
 District
 Province

Electrochem

School
 District
 Province

Public Exam Mark	School vs District	School vs Province
<p>School data with 5 or fewer students withheld for reasons of confidentiality</p>		





Final Mark	School vs District	School vs Province
<p>School data with 5 or fewer students withheld for reasons of confidentiality</p>		

Average Mark, 2006-2009

School data with 5 or fewer students withheld for reasons of confidentiality

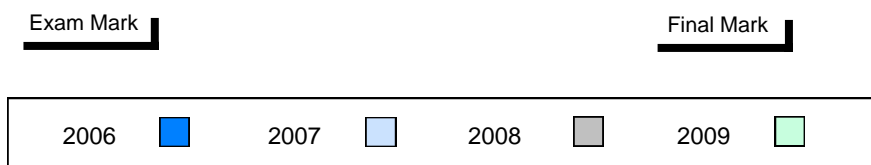
Exam Mark

Final Mark

2006		2007		2008		2009	
------	---	------	---	------	---	------	---

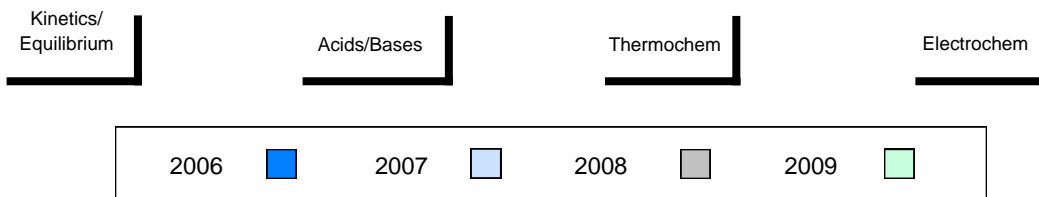
Difference from Provincial Mean, 2006-2009

School data with 5 or fewer students withheld for reasons of confidentiality



4 Year Public Exam (Subtest) Mark Trend 2006-2009

School data with 5 or fewer students withheld for reasons of confidentiality



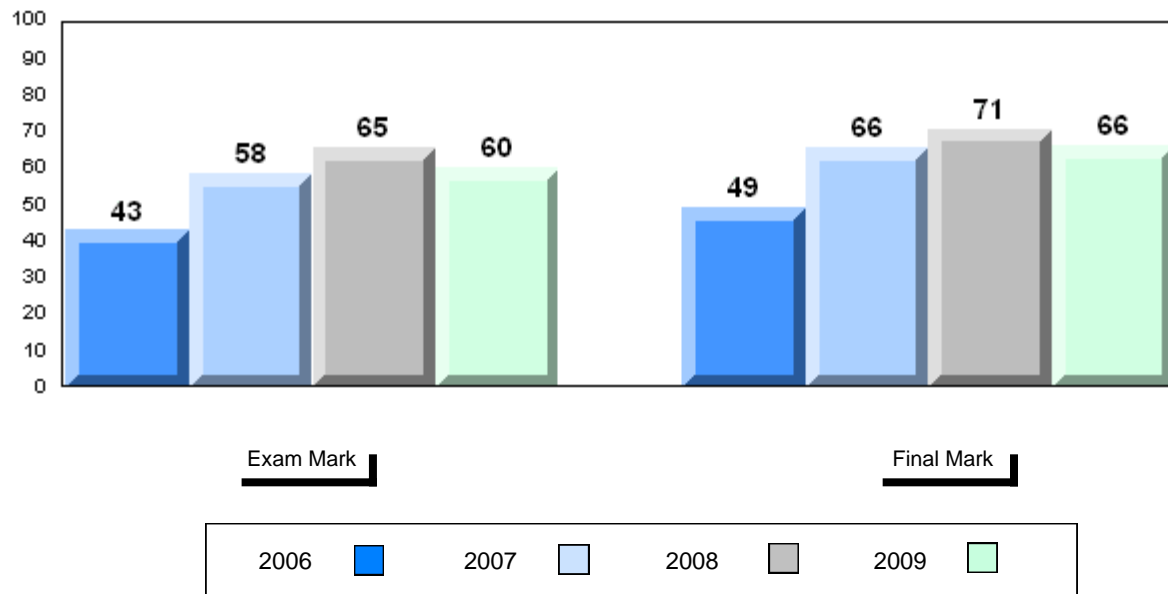
District 3 - Nova Central

#187 - Jane Collins Academy, Hare Bay

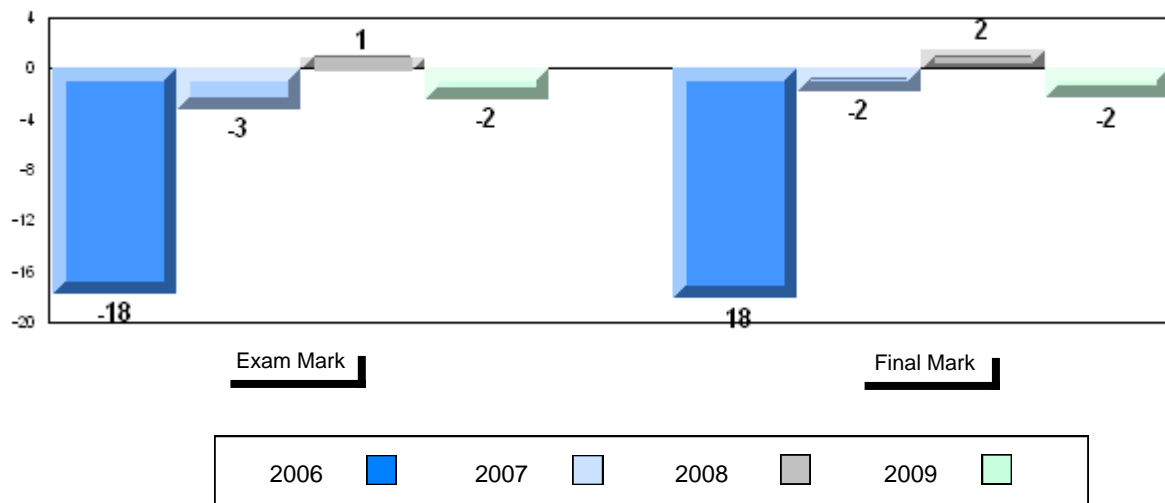
Grades: 9-12

Number of Students		Public Exam Mark			Final Mark			
			School vs District	School vs Province		School vs District	School vs Province	
Chemistry 3202	School	5	59.8	q	q	66.0	q	q
	District		63.4			69.6		
	Province		62.2			68.3		
Subtest								
Kinetics/Equilibrium	School		70.0	p	p			
	District		68.0					
	Province		68.5					
Acids/Bases	School		60.7	p	p			
	District		60.6					
	Province		59.6					
Thermochem	School		59.6	q	q			
	District		65.5					
	Province		63.6					
Electrochem	School		44.5	q	q			
	District		57.9					
	Province		55.6					

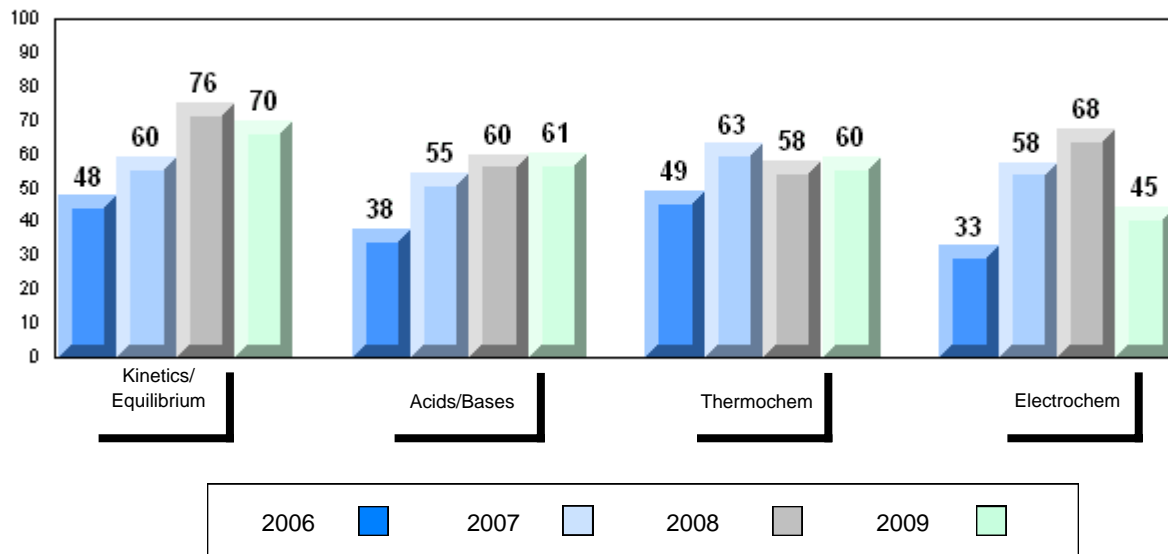
Average Mark, 2006-2009



Difference from Provincial Mean, 2006-2009



4 Year Public Exam (Subtest) Mark Trend 2006-2009



District 3 - Nova Central

#190 - Lewisporte Collegiate, Lewisporte

Grades: 10-12

Number of Students 32

Chemistry 3202

School
 District
 Province

Public Exam Mark

School vs District

School vs Province

69.3
 63.4
 62.2

P

P

Final Mark

School vs District

School vs Province

73.9
 69.6
 68.3

P

P

Subtest

**Kinetics/
 Equilibrium**

School
 District
 Province

72.6
 68.0
 68.5

P

P

Acids/Bases

School
 District
 Province

68.0
 60.6
 59.6

P

P

Thermochem

School
 District
 Province

70.4
 65.5
 63.6

P

P

Electrochem

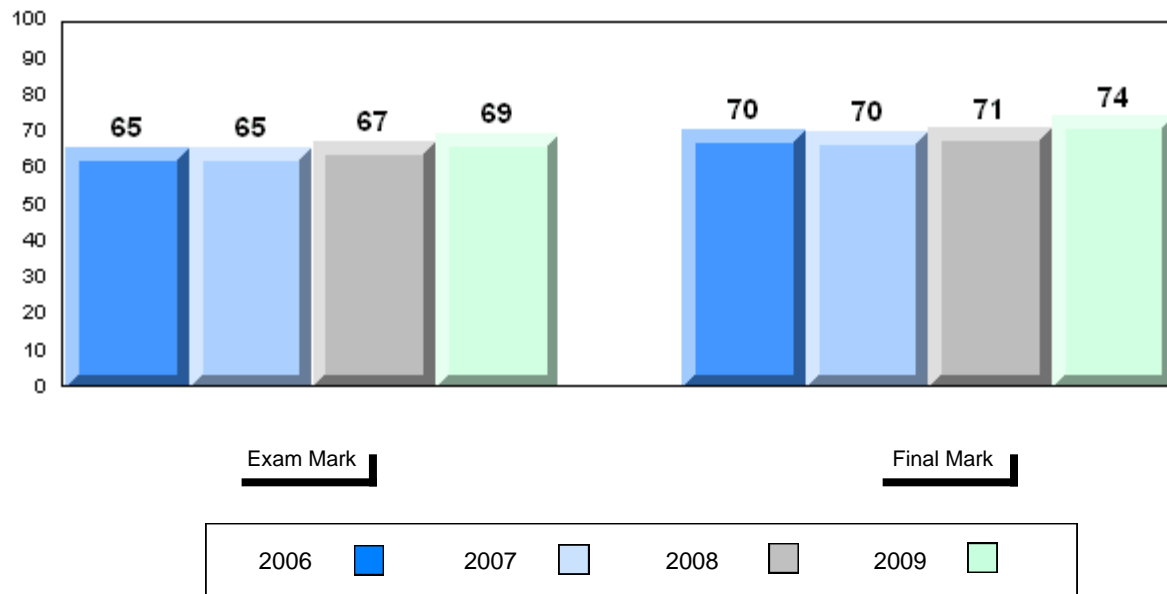
School
 District
 Province

64.5
 57.9
 55.6

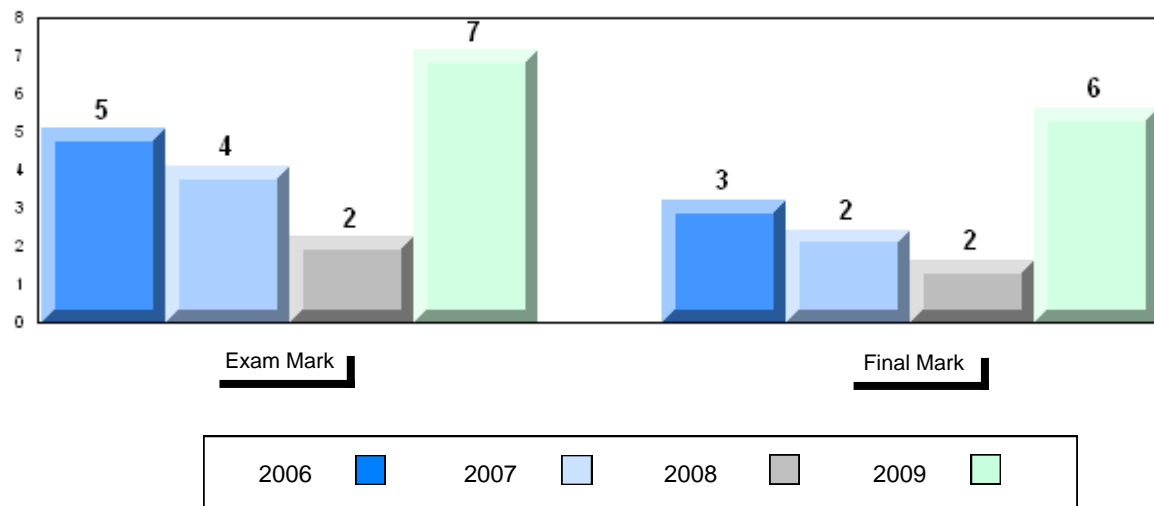
P

P

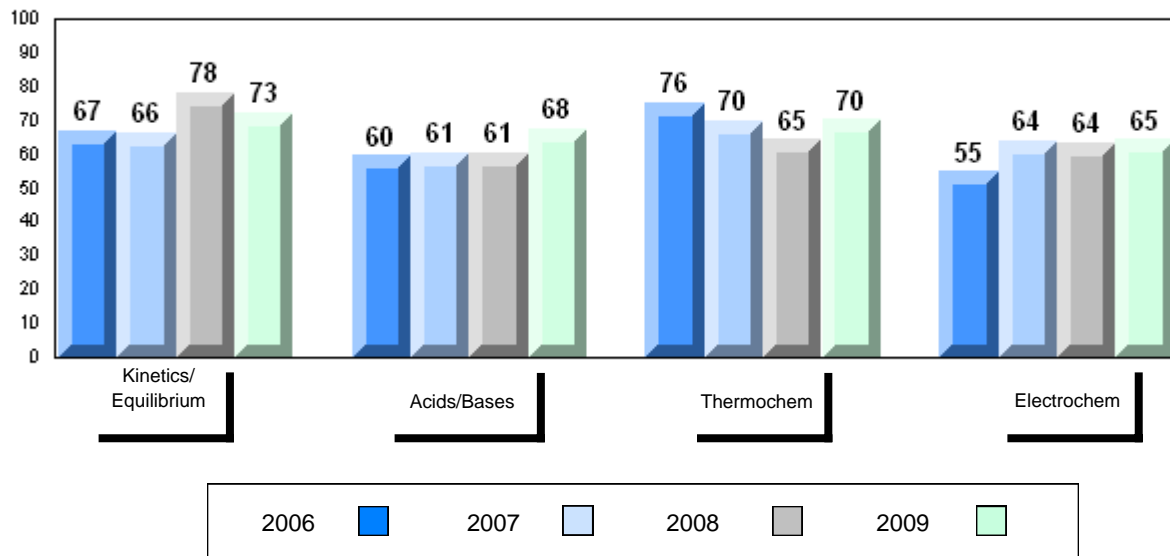
Average Mark, 2006-2009



Difference from Provincial Mean, 2006-2009



4 Year Public Exam (Subtest) Mark Trend 2006-2009



District 3 - Nova Central

#194 - Gill Memorial Academy, Musgrave Harbour

Grades: K-12

Number of Students 3

Chemistry 3202

School
 District
 Province

Subtest

**Kinetics/
 Equilibrium**

School
 District
 Province

Acids/Bases

School
 District
 Province

Thermochem

School
 District
 Province

Electrochem

School
 District
 Province

Public Exam Mark	School vs District	School vs Province
School data with 5 or fewer students withheld for reasons of confidentiality		





Final Mark	School vs District	School vs Province
School data with 5 or fewer students withheld for reasons of confidentiality		

Average Mark, 2006-2009

School data with 5 or fewer students withheld for reasons of confidentiality

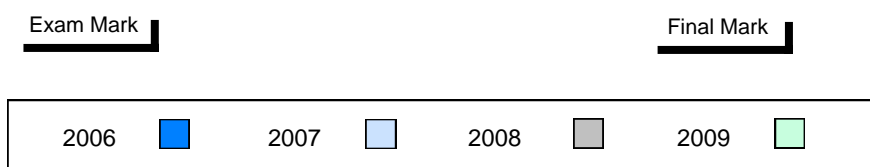
Exam Mark

Final Mark

2006		2007		2008		2009	
------	---	------	---	------	---	------	---

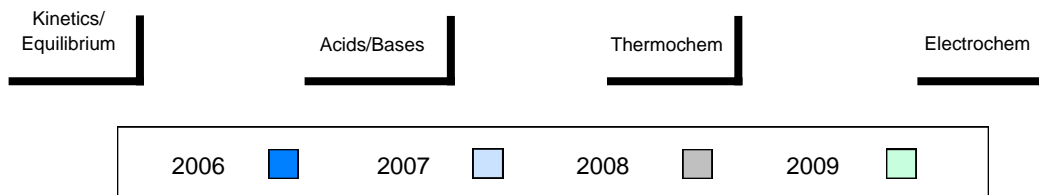
Difference from Provincial Mean, 2006-2009

School data with 5 or fewer students withheld for reasons of confidentiality



4 Year Public Exam (Subtest) Mark Trend 2006-2009

School data with 5 or fewer students withheld for reasons of confidentiality



District 3 - Nova Central

#196 - St. Gabriel's AG, St. Brendan's

Grades: 2-4,6-10,12

Number of Students 3

Chemistry 3202

School
 District
 Province

Subtest

**Kinetics/
 Equilibrium**

School
 District
 Province

Acids/Bases

School
 District
 Province

Thermochem

School
 District
 Province

Electrochem

School
 District
 Province

Public Exam Mark	School vs District	School vs Province
School data with 5 or fewer students withheld for reasons of confidentiality		

Final Mark	School vs District	School vs Province
School data with 5 or fewer students withheld for reasons of confidentiality		

Average Mark, 2006-2009

School data with 5 or fewer students withheld for reasons of confidentiality

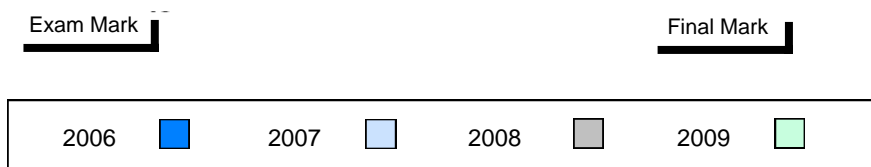
Exam Mark

Final Mark

2006		2007		2008		2009	
------	---	------	---	------	---	------	---

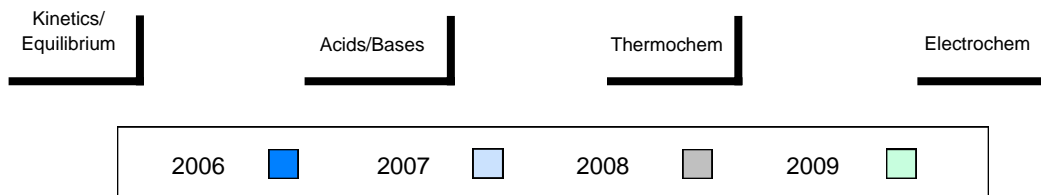
Difference from Provincial Mean, 2006-2009

School data with 5 or fewer students withheld for reasons of confidentiality



4 Year Public Exam (Subtest) Mark Trend 2006-2009

School data with 5 or fewer students withheld for reasons of confidentiality



District 3 - Nova Central

#201 - J.M. Olds Collegiate, Twillingate

Grades: 7-12

Number of Students 24

Chemistry 3202

School
 District
 Province

Public Exam Mark

School vs District

School vs Province

58.4
 63.4
 62.2

q

q

Final Mark

School vs District

School vs Province

66.0
 69.6
 68.3

q

q

Subtest

**Kinetics/
 Equilibrium**

School
 District
 Province

70.1
 68.0
 68.5

p

P

Acids/Bases

School
 District
 Province

46.0
 60.6
 59.6

q

q

Thermochem

School
 District
 Province

57.9
 65.5
 63.6

q

q

Electrochem

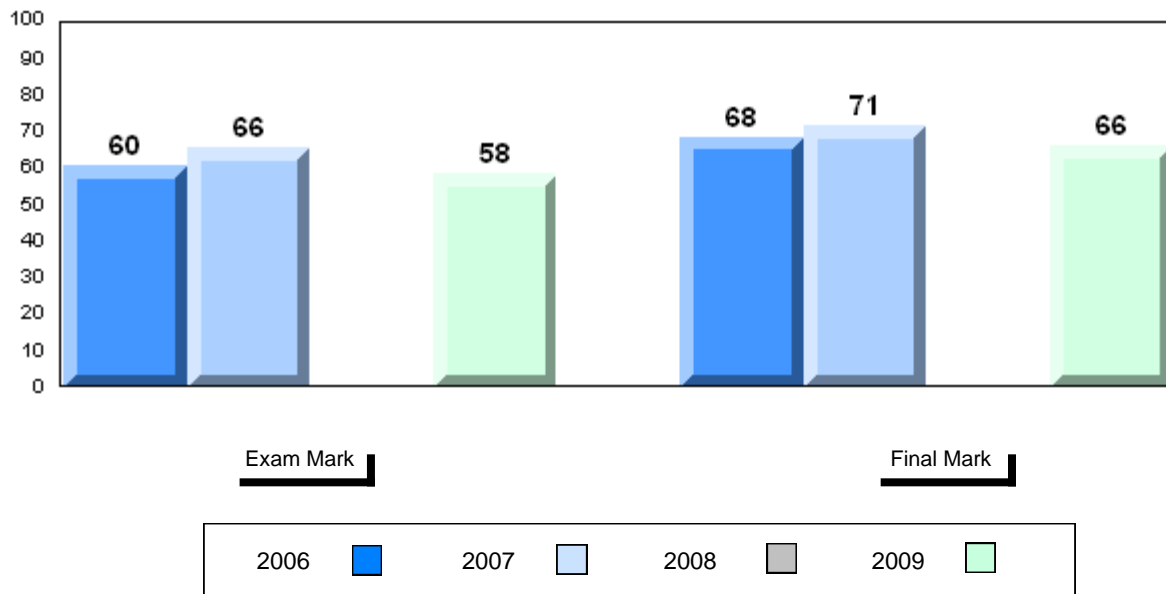
School
 District
 Province

61.6
 57.9
 55.6

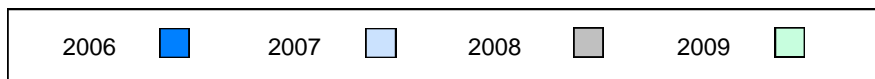
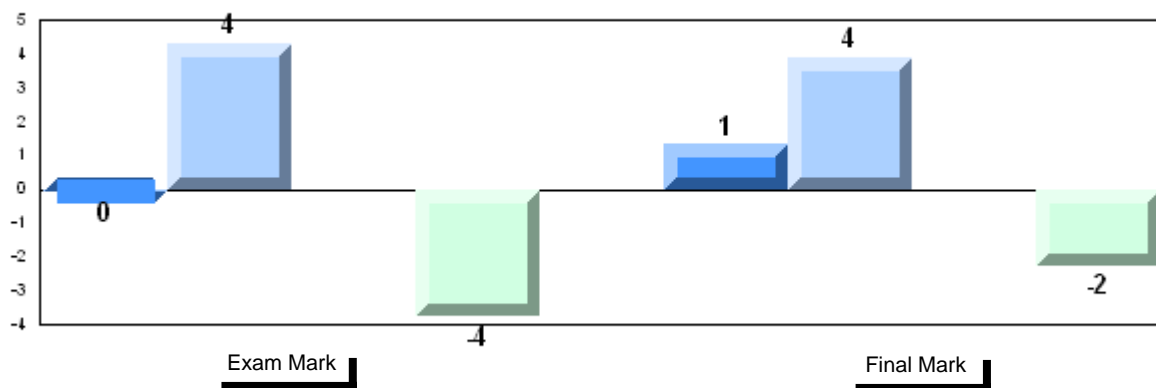
p

P

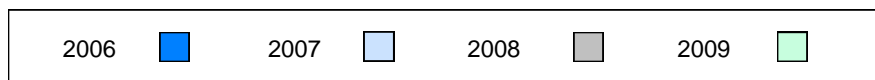
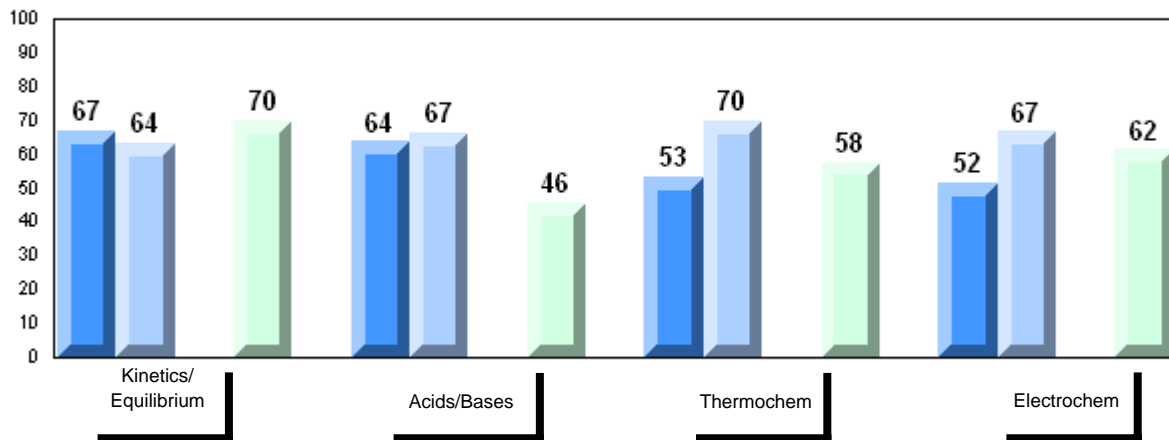
Average Mark, 2006-2009



Difference from Provincial Mean, 2006-2009



4 Year Public Exam (Subtest) Mark Trend 2006-2009



District 3 - Nova Central

#204 - Lester Pearson Memorial High, Wesleyville

Grades: 7-12

Number of Students 13

Chemistry 3202

School
 District
 Province

Public Exam Mark

School vs District

School vs Province

54.5
 63.4
 62.2

q

q

Final Mark

School vs District

School vs Province

62.8
 69.6
 68.3

q

q

Subtest

**Kinetics/
 Equilibrium**

School
 District
 Province

58.0
 68.0
 68.5

q

q

Acids/Bases

School
 District
 Province

49.6
 60.6
 59.6

q

q

Thermochem

School
 District
 Province

51.3
 65.5
 63.6

q

q

Electrochem

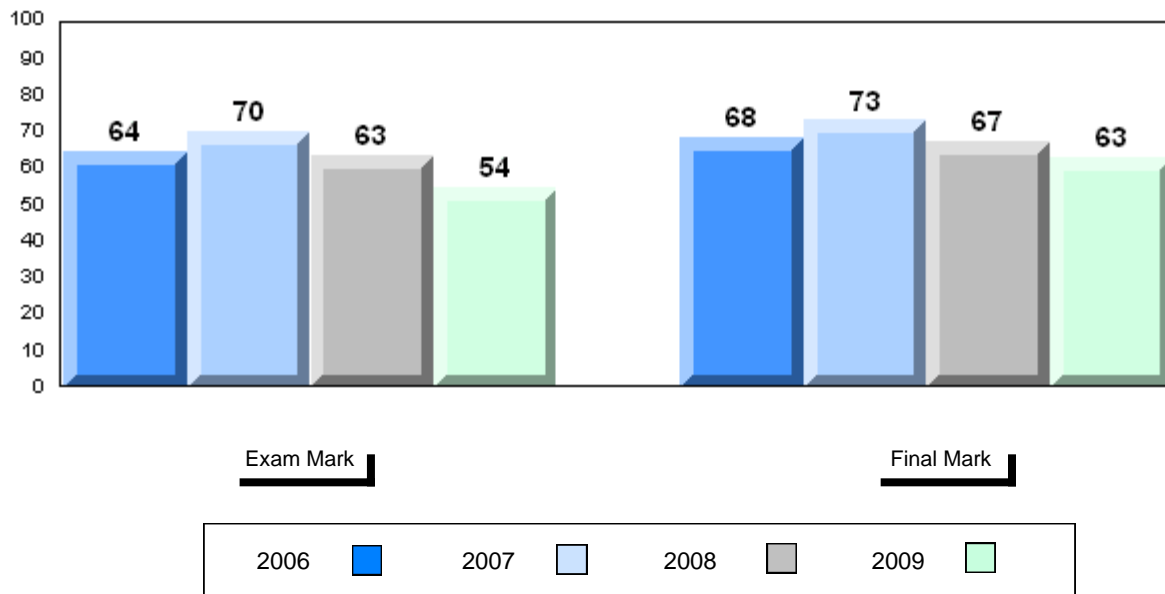
School
 District
 Province

54.0
 57.9
 55.6

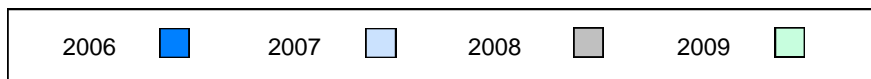
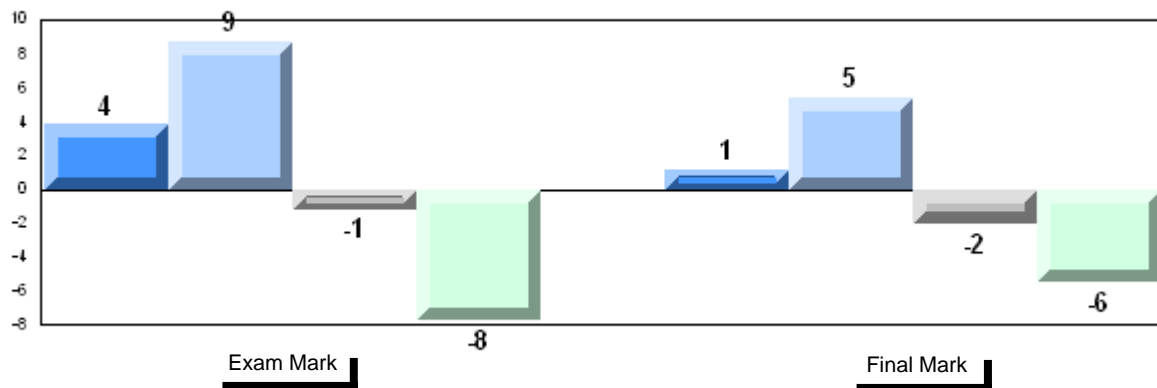
q

q

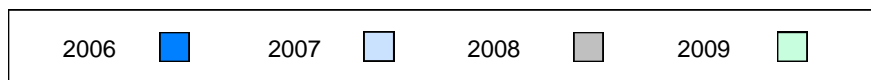
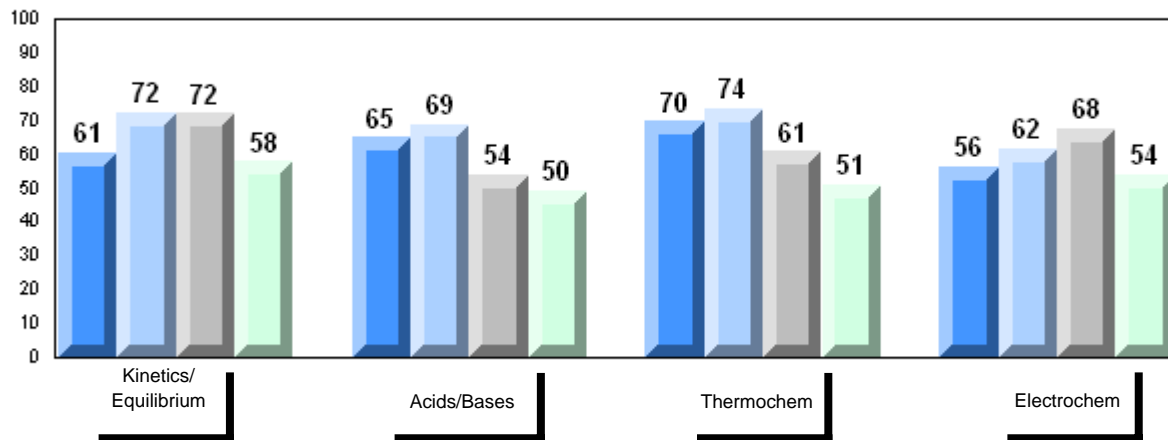
Average Mark, 2006-2009



Difference from Provincial Mean, 2006-2009



4 Year Public Exam (Subtest) Mark Trend 2006-2009



District 3 - Nova Central

#402 - Leo Burke Academy, Bishop's Falls

Grades: 7-12

Number of Students 11

Chemistry 3202

School
 District
 Province

Public Exam Mark

School vs District

School vs Province

60.6
 63.4
 62.2

q

q

Final Mark

School vs District

School vs Province

69.6
 69.6
 68.3

q

p

Subtest

**Kinetics/
 Equilibrium**

School
 District
 Province

67.1
 68.0
 68.5

q

q

Acids/Bases

School
 District
 Province

59.4
 60.6
 59.6

q

q

Thermochem

School
 District
 Province

66.7
 65.5
 63.6

p

p

Electrochem

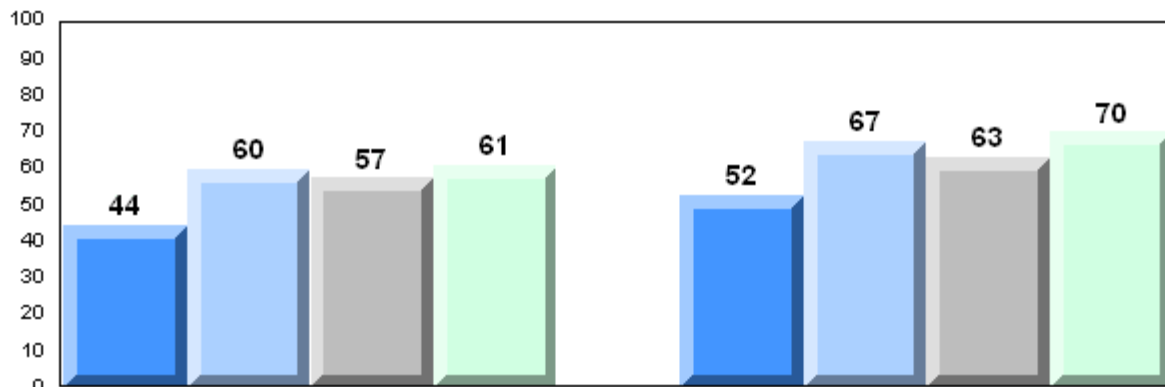
School
 District
 Province

45.0
 57.9
 55.6

q

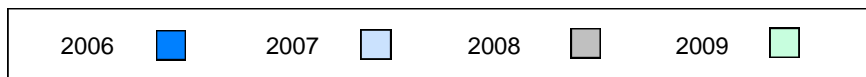
q

Average Mark, 2006-2009

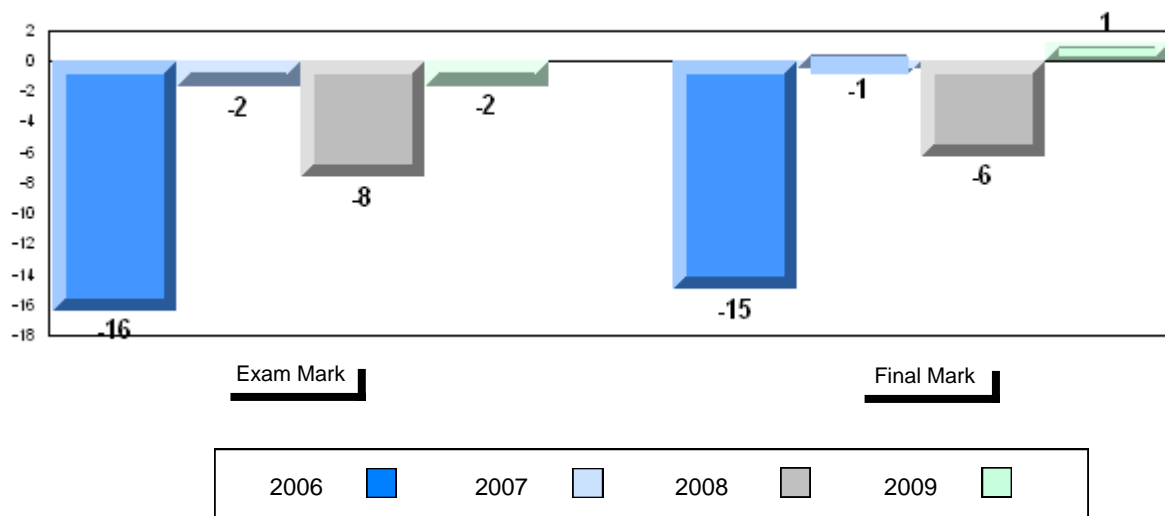


Exam Mark

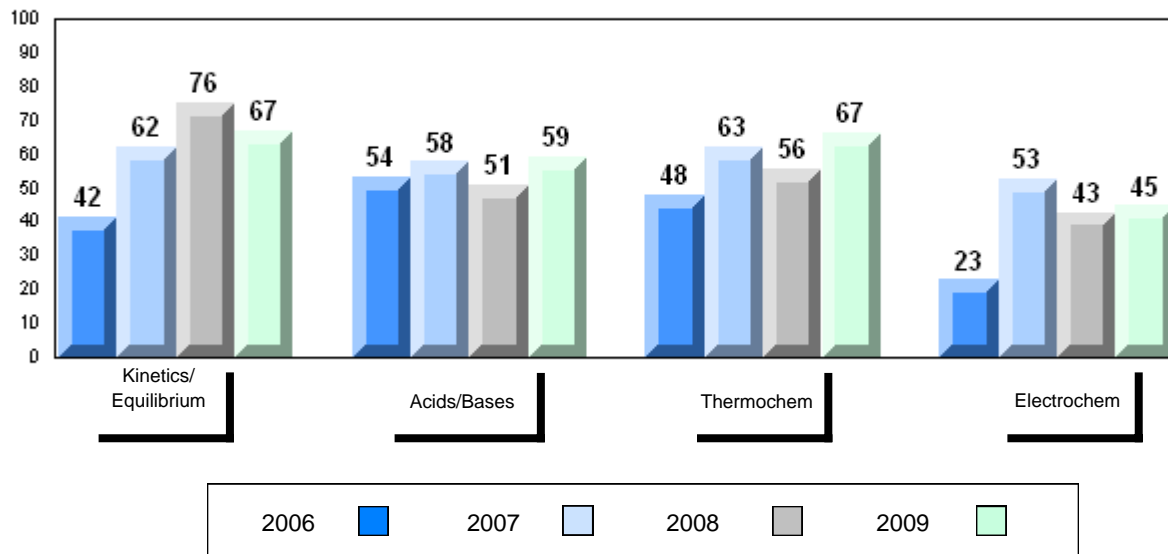
Final Mark



Difference from Provincial Mean, 2006-2009



4 Year Public Exam (Subtest) Mark Trend 2006-2009



District 3 - Nova Central

#406 - Fitzgerald Academy, English Harbour West

Grades: K-12

Number of Students 3

Chemistry 3202 School
 District
 Province

Subtest

**Kinetics/
 Equilibrium** School
 District
 Province

Acids/Bases School
 District
 Province

Thermochem School
 District
 Province

Electrochem School
 District
 Province

Public Exam Mark	School vs District	School vs Province
School data with 5 or fewer students withheld for reasons of confidentiality		

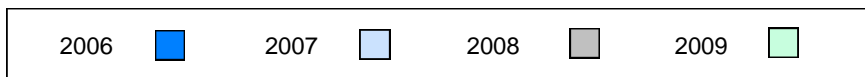
Final Mark	School vs District	School vs Province
School data with 5 or fewer students withheld for reasons of confidentiality		

Average Mark, 2006-2009

School data with 5 or fewer students withheld for reasons of confidentiality

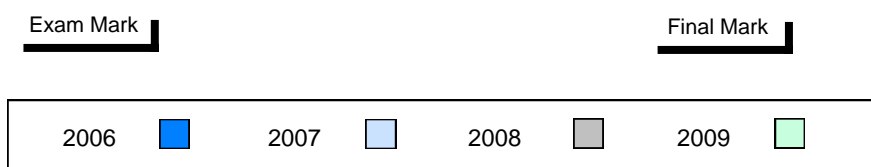
Exam Mark

Final Mark



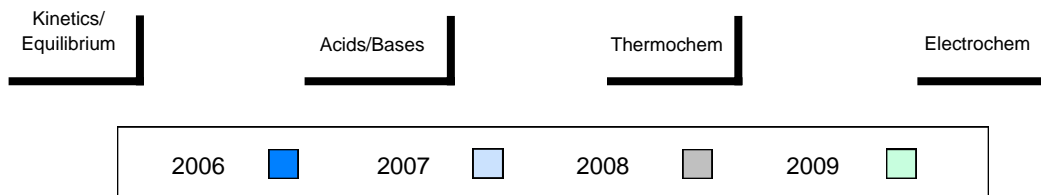
Difference from Provincial Mean, 2006-2009

School data with 5 or fewer students withheld for reasons of confidentiality



4 Year Public Exam (Subtest) Mark Trend 2006-2009

School data with 5 or fewer students withheld for reasons of confidentiality



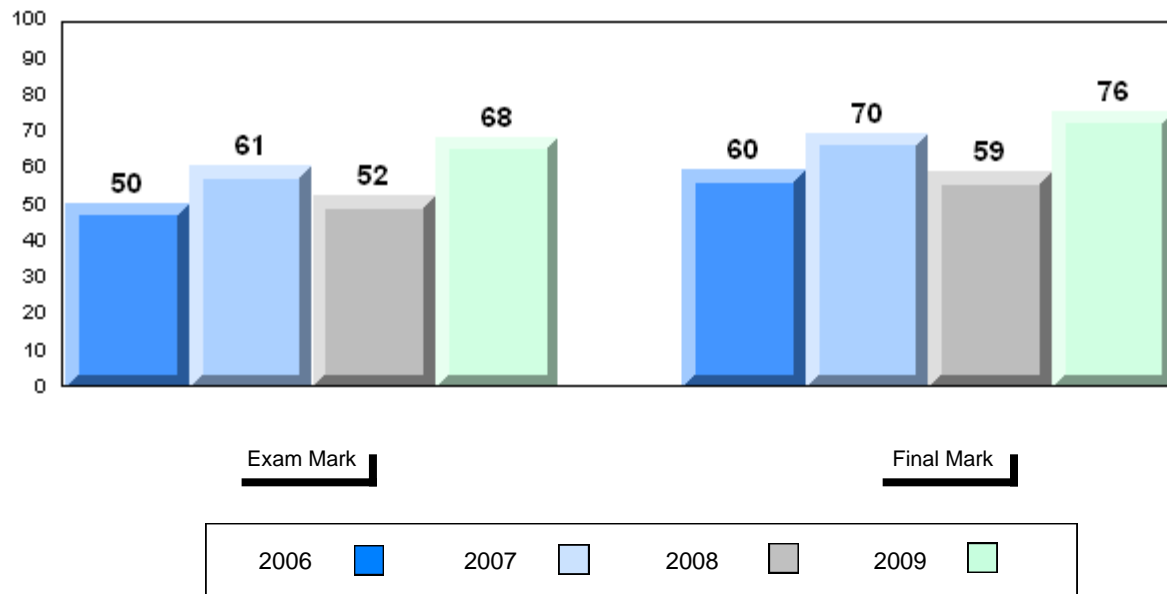
District 3 - Nova Central

#407 - Bay d'Espoir Academy, Milltown

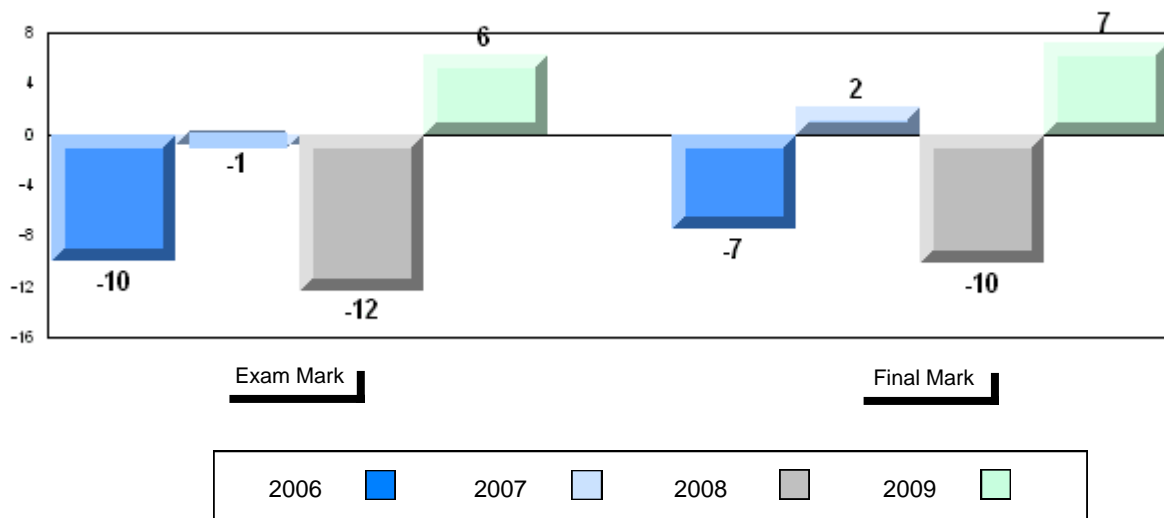
Grades: K-12

Number of Students	9						
		Public Exam Mark	School vs District	School vs Province	Final Mark	School vs District	School vs Province
Chemistry 3202	School	68.4	P	P	75.6	P	P
	District	63.4			69.6		
	Province	62.2			68.3		
<u>Subtest</u>							
Kinetics/ Equilibrium	School	74.7	P	P			
	District	68.0					
	Province	68.5					
Acids/Bases	School	63.0	P	P			
	District	60.6					
	Province	59.6					
Thermochem	School	73.8	P	P			
	District	65.5					
	Province	63.6					
Electrochem	School	61.1	P	P			
	District	57.9					
	Province	55.6					

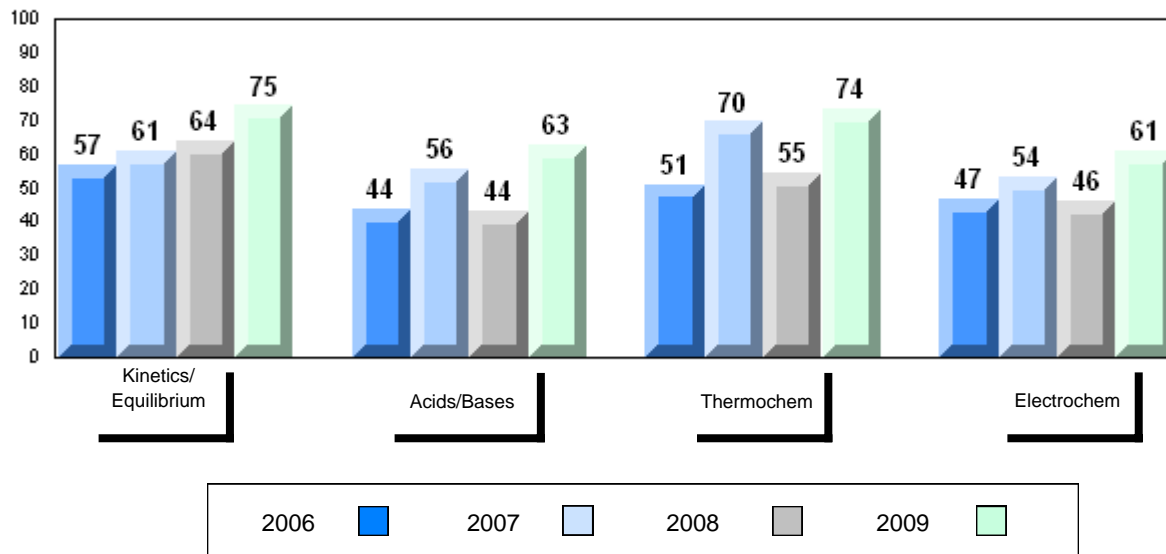
Average Mark, 2006-2009



Difference from Provincial Mean, 2006-2009



4 Year Public Exam (Subtest) Mark Trend 2006-2009



District 3 - Nova Central

#413 - Holy Cross School Complex, Eastport

Grades: K-12

Number of Students 2

Chemistry 3202

School
 District
 Province

Subtest

**Kinetics/
 Equilibrium**

School
 District
 Province

Acids/Bases

School
 District
 Province

Thermochem

School
 District
 Province

Electrochem

School
 District
 Province

Public Exam Mark	School vs District	School vs Province
School data with 5 or fewer students withheld for reasons of confidentiality		





Final Mark	School vs District	School vs Province
School data with 5 or fewer students withheld for reasons of confidentiality		

Average Mark, 2006-2009

School data with 5 or fewer students withheld for reasons of confidentiality

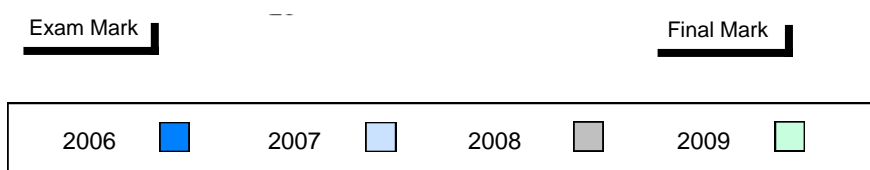
Exam Mark

Final Mark

2006		2007		2008		2009	
------	---	------	---	------	---	------	---

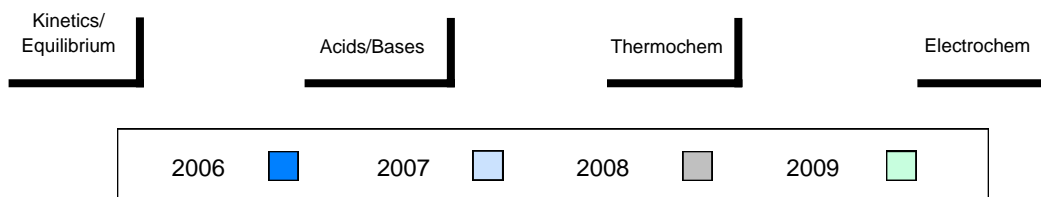
Difference from Provincial Mean, 2006-2009

School data with 5 or fewer students withheld for reasons of confidentiality



4 Year Public Exam (Subtest) Mark Trend 2006-2009

School data with 5 or fewer students withheld for reasons of confidentiality



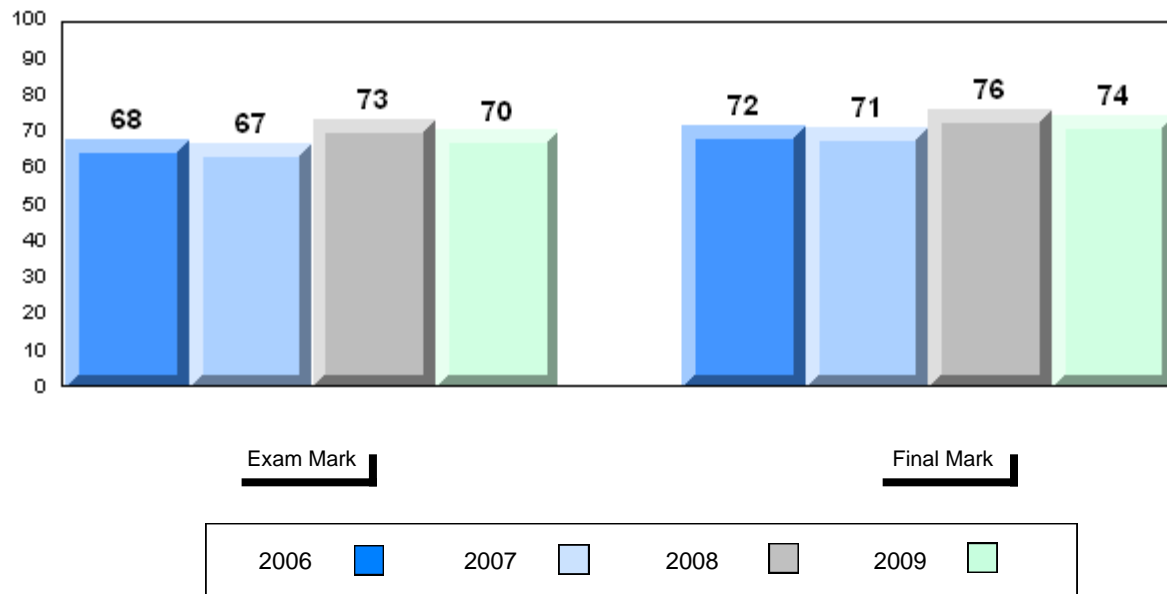
District 3 - Nova Central

#414 - Fogo Island Central Academy, Fogo Island

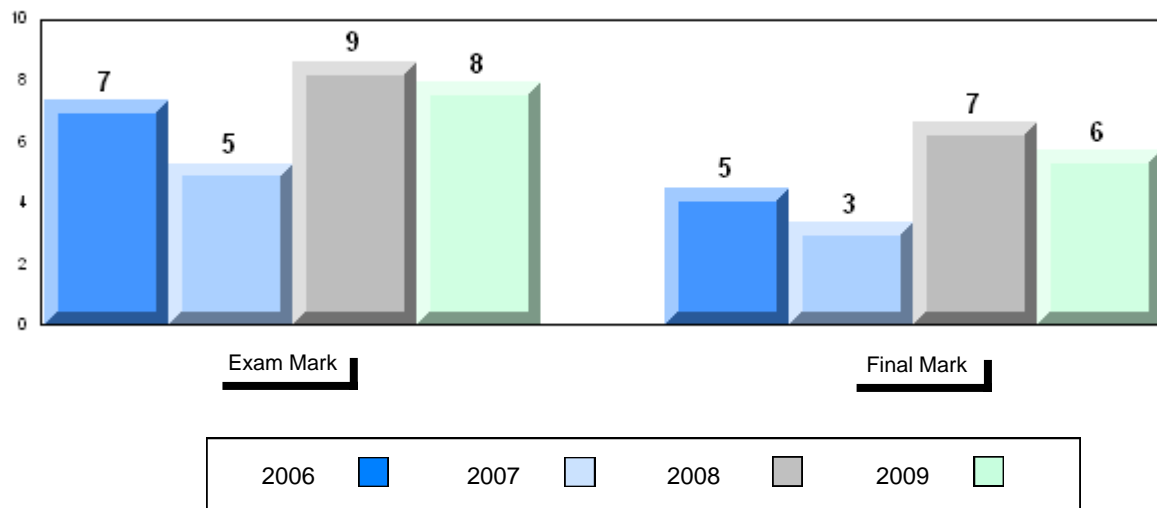
Grades: K-12

Number of Students	7						
		Public Exam Mark	School vs District	School vs Province	Final Mark	School vs District	School vs Province
Chemistry 3202	School	70.1	P	P	74.0	P	P
	District	63.4			69.6		
	Province	62.2			68.3		
Subtest							
Kinetics/Equilibrium	School	67.7	q	q			
	District	68.0					
	Province	68.5					
Acids/Bases	School	69.8	P	P			
	District	60.6					
	Province	59.6					
Thermochem	School	74.3	P	P			
	District	65.5					
	Province	63.6					
Electrochem	School	67.5	P	P			
	District	57.9					
	Province	55.6					

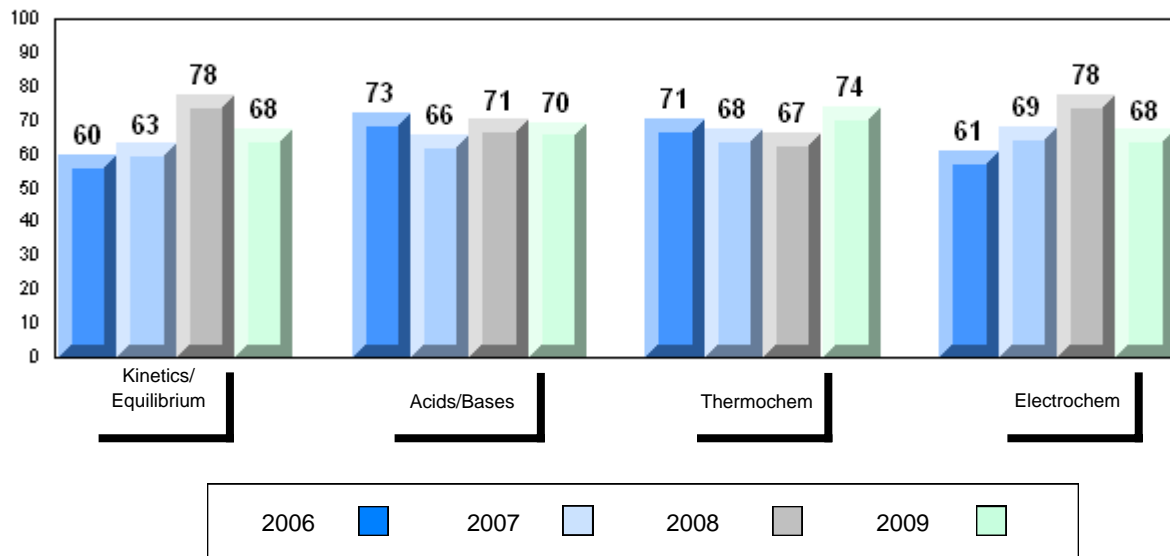
Average Mark, 2006-2009



Difference from Provincial Mean, 2006-2009



4 Year Public Exam (Subtest) Mark Trend 2006-2009



District 3 - Nova Central

#416 - Smallwood Academy, Gambo

Grades: K-12

Number of Students 1

Chemistry 3202 School
 District
 Province

Subtest

**Kinetics/
 Equilibrium** School
 District
 Province

Acids/Bases School
 District
 Province

Thermochem School
 District
 Province

Electrochem School
 District
 Province

Public Exam Mark	School vs District	School vs Province
School data with 5 or fewer students withheld for reasons of confidentiality		

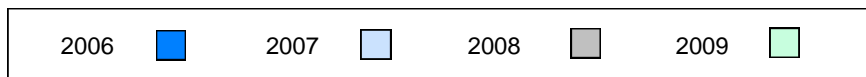
Final Mark	School vs District	School vs Province
School data with 5 or fewer students withheld for reasons of confidentiality		

Average Mark, 2006-2009

School data with 5 or fewer students withheld for reasons of confidentiality

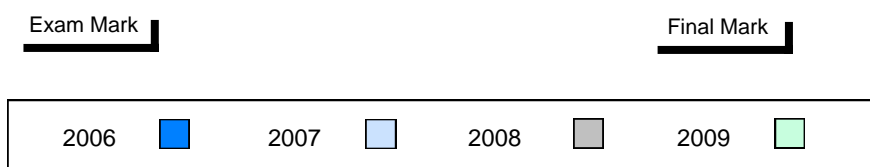
Exam Mark

Final Mark



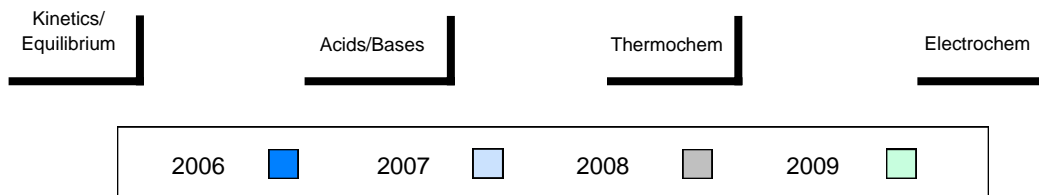
Difference from Provincial Mean, 2006-2009

School data with 5 or fewer students withheld for reasons of confidentiality



4 Year Public Exam (Subtest) Mark Trend 2006-2009

School data with 5 or fewer students withheld for reasons of confidentiality



District 3 - Nova Central

#418 - Gander Collegiate, Gander

Grades: 10-12

Number of Students 38

Chemistry 3202

School
 District
 Province

Public Exam Mark

School vs District School vs Province

55.2
 63.4
 62.2

q

q

Final Mark

School vs District School vs Province

64.6
 69.6
 68.3

q

q

Subtest

**Kinetics/
 Equilibrium**

School
 District
 Province

61.5
 68.0
 68.5

q

q

Acids/Bases

School
 District
 Province

53.8
 60.6
 59.6

q

q

Thermochem

School
 District
 Province

60.5
 65.5
 63.6

q

q

Electrochem

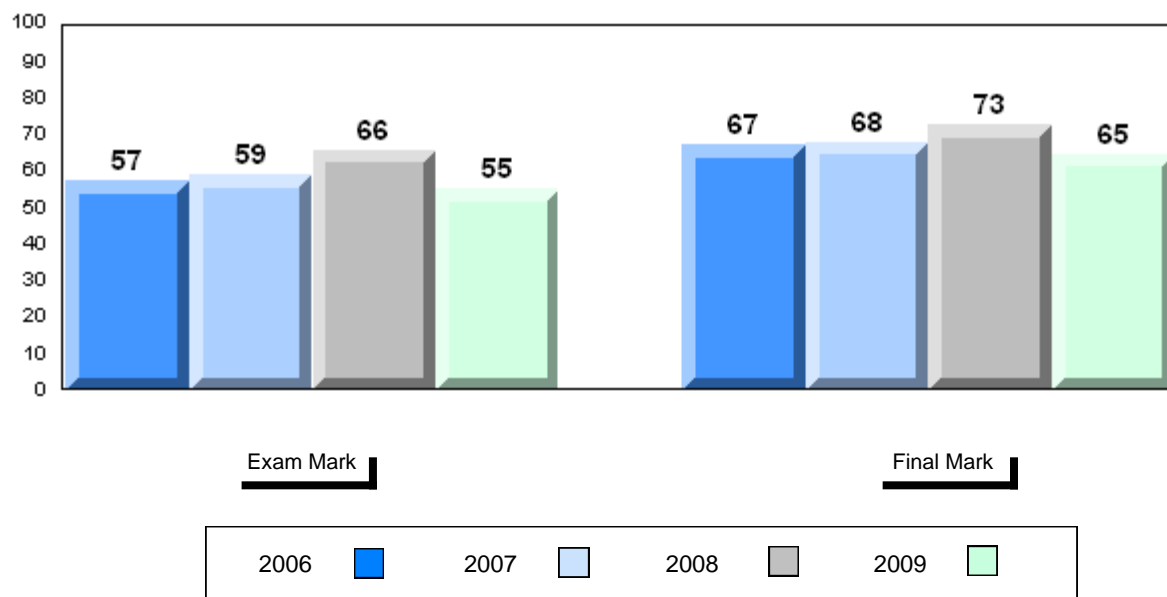
School
 District
 Province

41.4
 57.9
 55.6

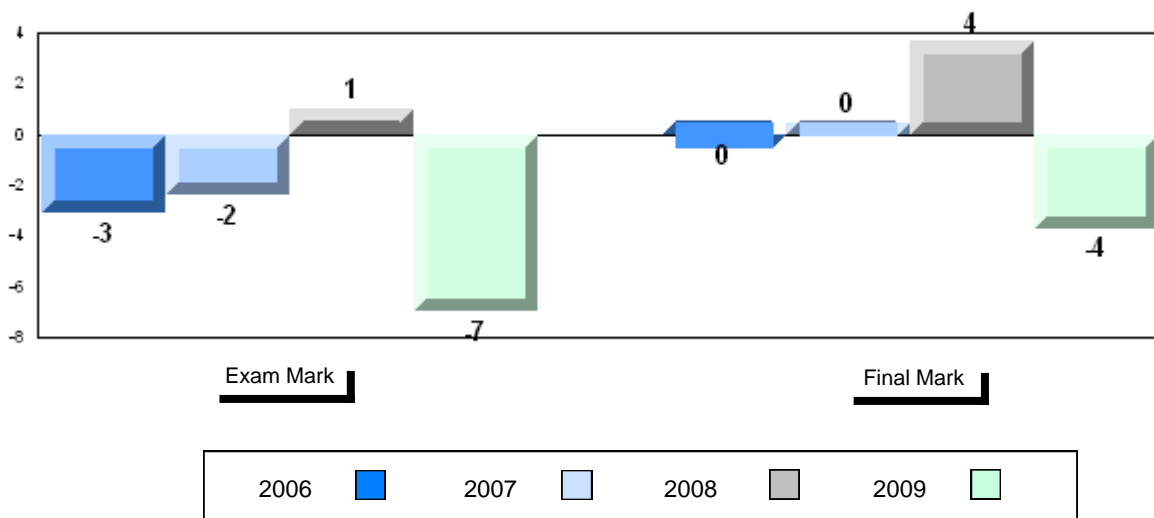
q

q

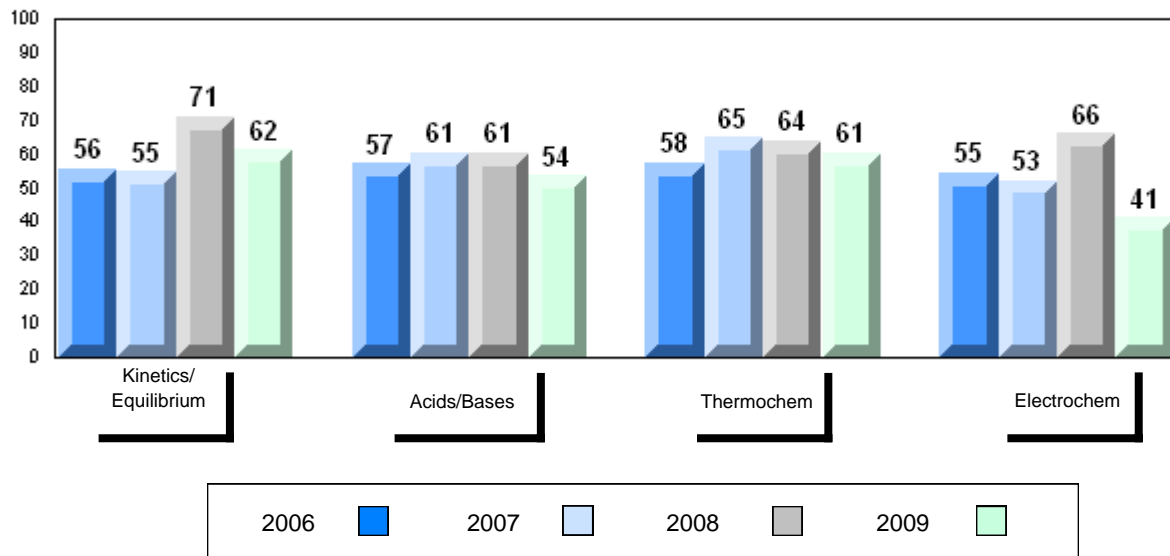
Average Mark, 2006-2009



Difference from Provincial Mean, 2006-2009



4 Year Public Exam (Subtest) Mark Trend 2006-2009



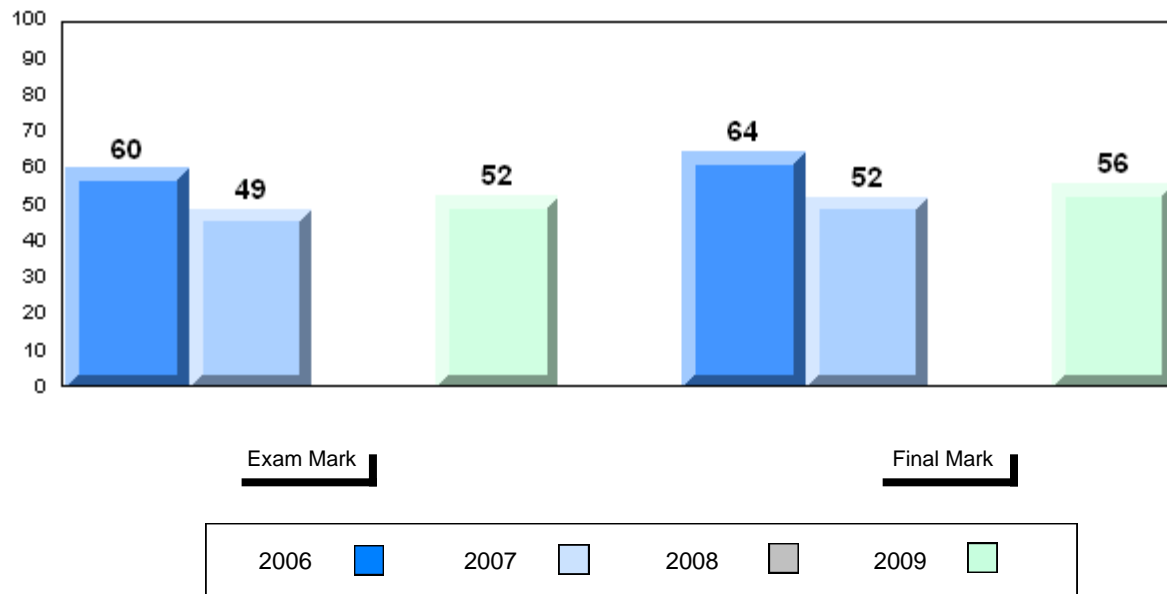
District 3 - Nova Central

#421 - Lakewood Academy, Glenwood

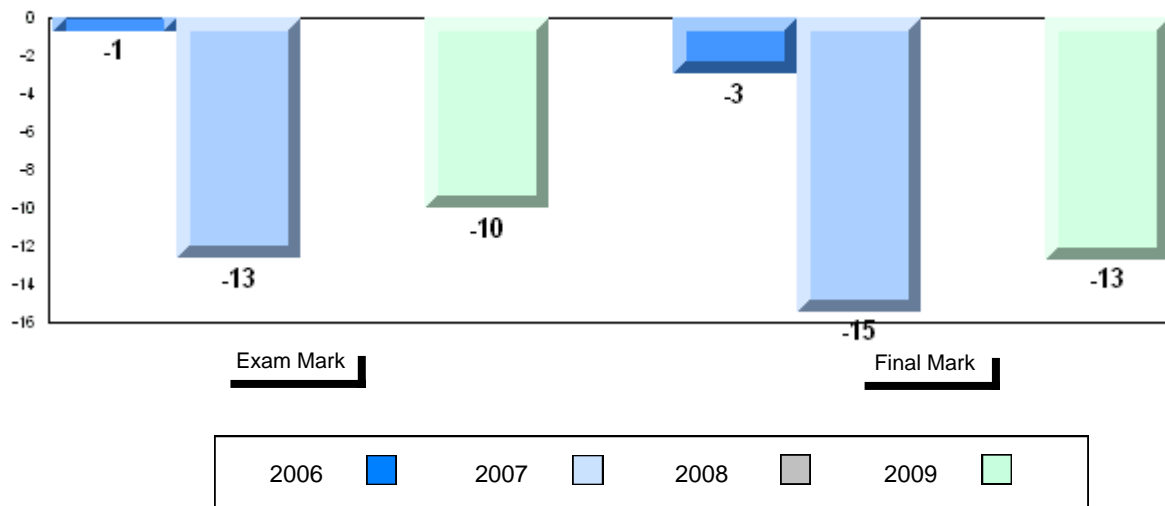
Grades: K-12

Number of Students		5						
			Public Exam Mark	School vs District	School vs Province	Final Mark	School vs District	School vs Province
Chemistry 3202	School		52.2	q	q	55.6	q	q
	District		63.4			69.6		
	Province		62.2			68.3		
Subtest								
Kinetics/Equilibrium	School		53.6	q	q			
	District		68.0					
	Province		68.5					
Acids/Bases	School		43.7	q	q			
	District		60.6					
	Province		59.6					
Thermochem	School		58.8	q	q			
	District		65.5					
	Province		63.6					
Electrochem	School		54.0	q	q			
	District		57.9					
	Province		55.6					

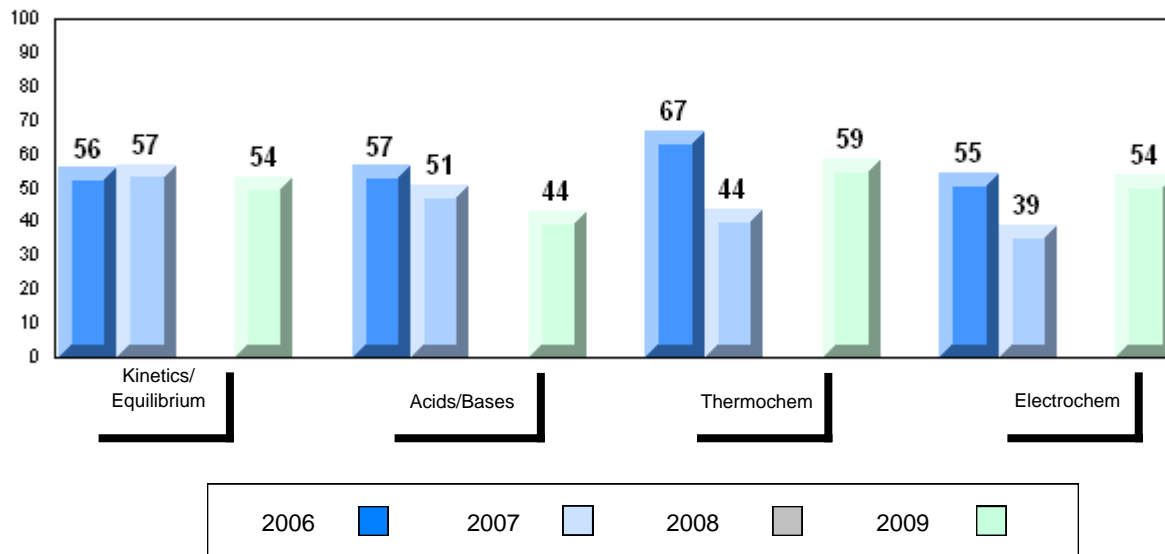
Average Mark, 2006-2009



Difference from Provincial Mean, 2006-2009



4 Year Public Exam (Subtest) Mark Trend 2006-2009



District 3 - Nova Central

#478 - New World Island Academy, Summerford

Grades: K-12

Number of Students 11

Chemistry 3202

School
 District
 Province

Public Exam Mark

School vs District School vs Province

65.1
 63.4
 62.2

P

P

Final Mark

School vs District School vs Province

69.1
 69.6
 68.3

q

P

Subtest

**Kinetics/
 Equilibrium**

School
 District
 Province

63.8
 68.0
 68.5

q

q

Acids/Bases

School
 District
 Province

62.0
 60.6
 59.6

P

P

Thermochem

School
 District
 Province

72.9
 65.5
 63.6

P

P

Electrochem

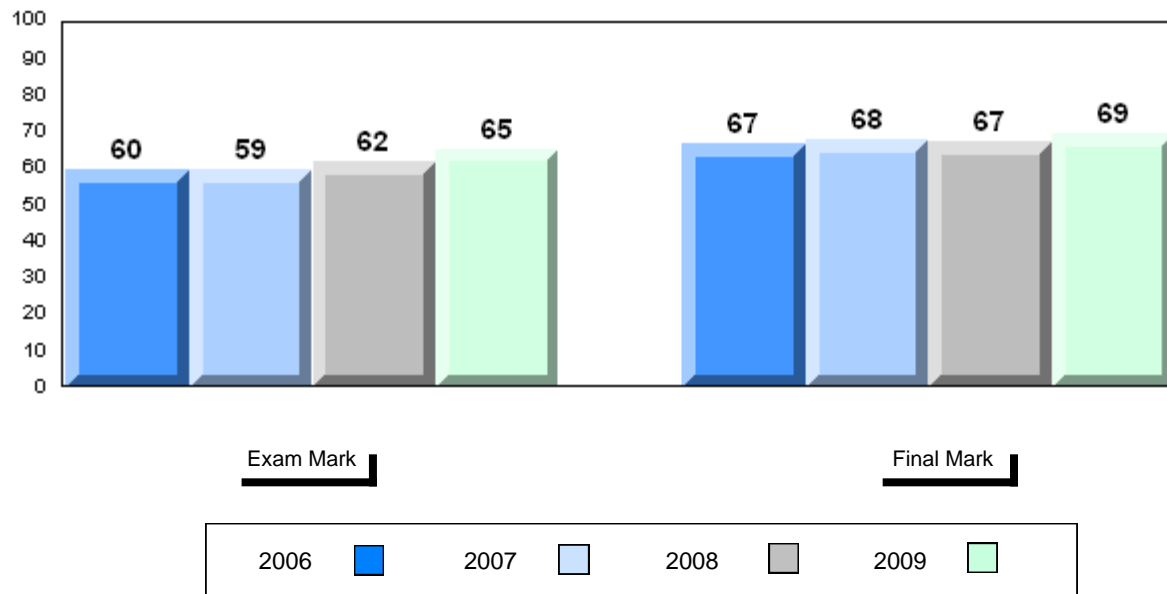
School
 District
 Province

60.2
 57.9
 55.6

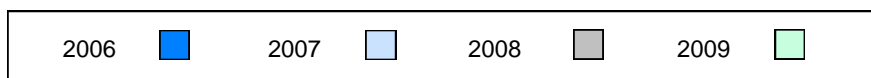
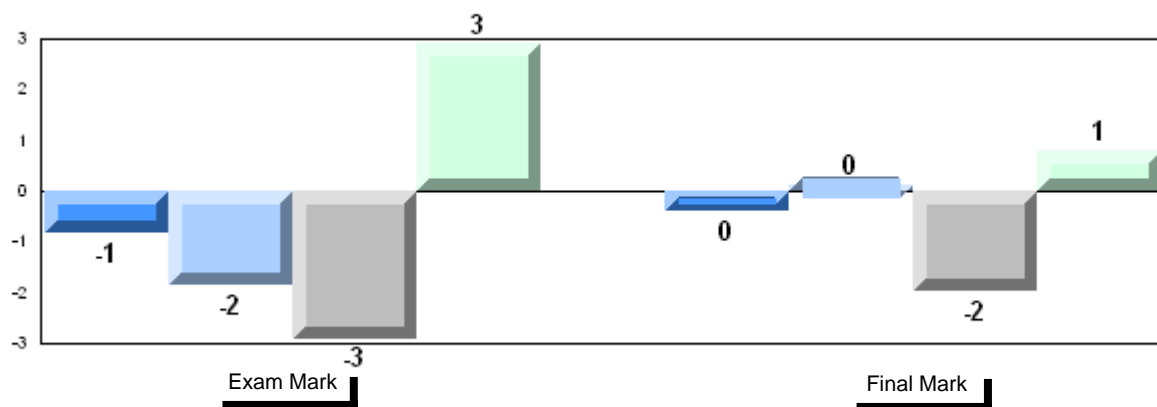
P

P

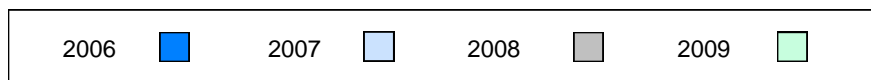
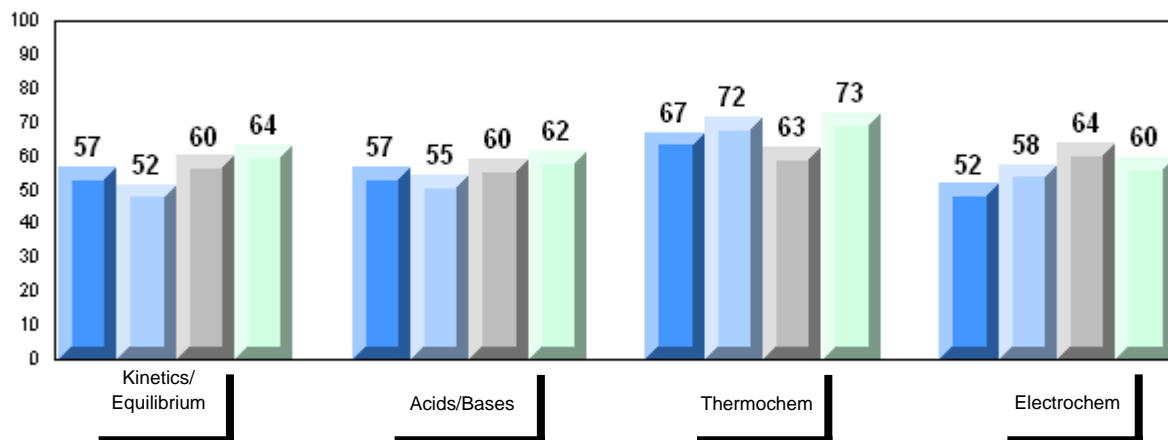
Average Mark, 2006-2009



Difference from Provincial Mean, 2006-2009



4 Year Public Exam (Subtest) Mark Trend 2006-2009



District 3 - Nova Central

#480 - Exploits Valley High, Grand Falls-Windsor

Grades: 10-12

Number of Students 54

Chemistry 3202

School
 District
 Province

Public Exam Mark

School vs District School vs Province

70.7
 63.4
 62.2

P

P

Final Mark

School vs District School vs Province

74.8
 69.6
 68.3

P

P

Subtest

Kinetics/Equilibrium

School
 District
 Province

71.9
 68.0
 68.5

P

P

Acids/Bases

School
 District
 Province

71.4
 60.6
 59.6

P

P

Thermochem

School
 District
 Province

68.7
 65.5
 63.6

P

P

Electrochem

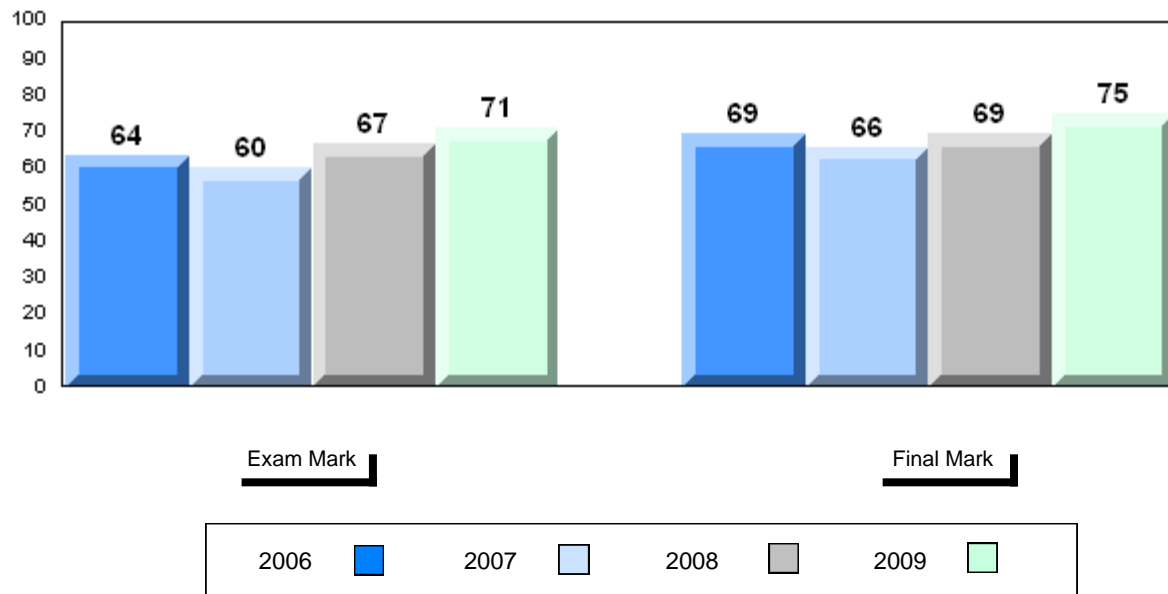
School
 District
 Province

69.6
 57.9
 55.6

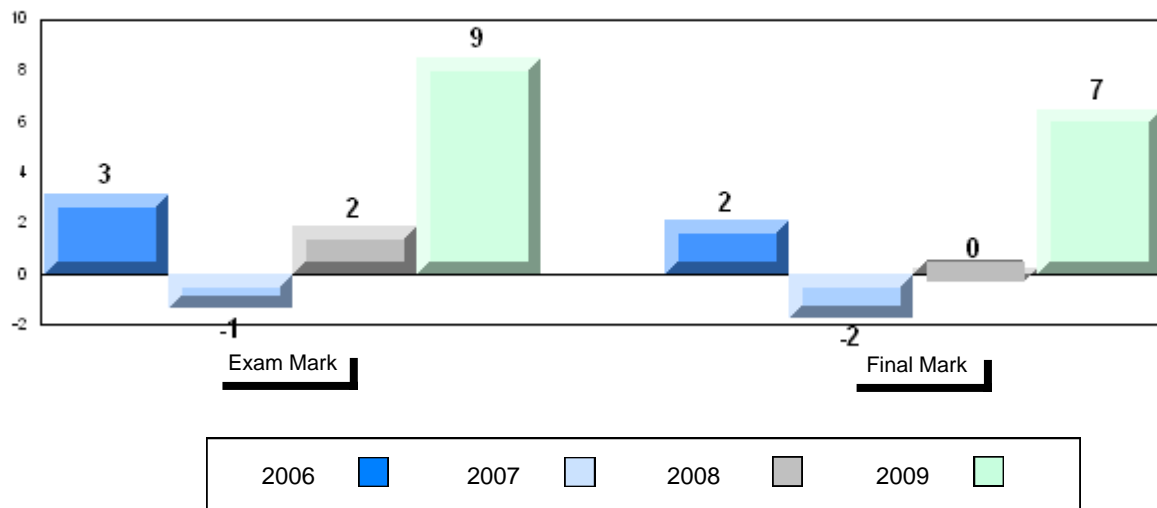
P

P

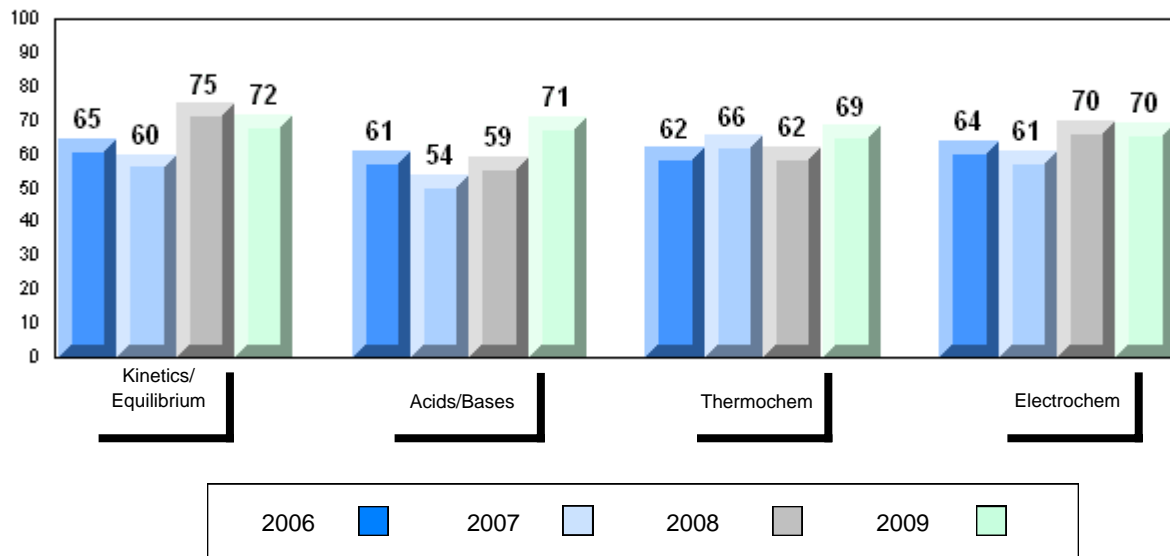
Average Mark, 2006-2009



Difference from Provincial Mean, 2006-2009



4 Year Public Exam (Subtest) Mark Trend 2006-2009



District 4 - Eastern

#214 - John Burke High School, Grand Bank

Grades: 8-12

Number of Students 17

Chemistry 3202

School
 District
 Province

Public Exam Mark

School vs District

School vs Province

64.6
 63.4
 62.2

P

P

Final Mark

School vs District

School vs Province

70.6
 69.2
 68.3

P

P

Subtest

**Kinetics/
 Equilibrium**

School
 District
 Province

66.0
 69.2
 68.5

q

q

Acids/Bases

School
 District
 Province

62.7
 60.7
 59.6

P

P

Thermochem

School
 District
 Province

64.4
 64.2
 63.6

P

P

Electrochem

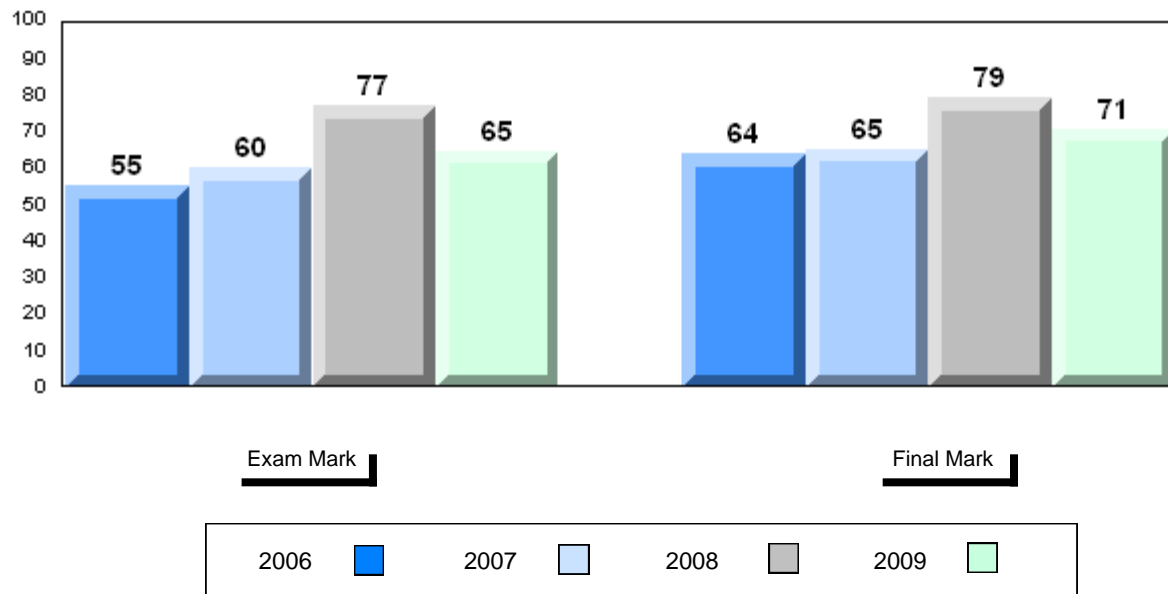
School
 District
 Province

64.0
 58.6
 55.6

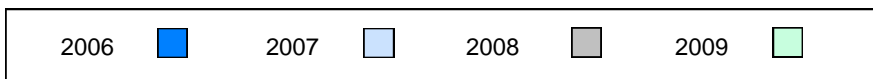
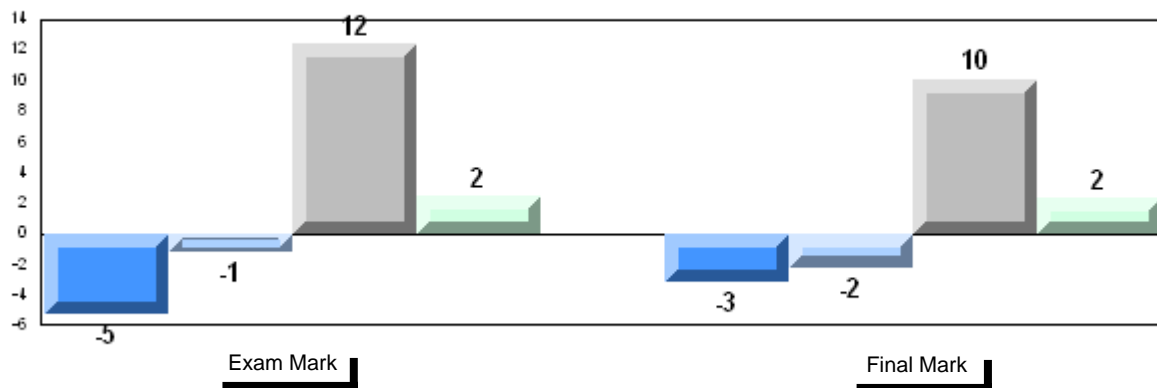
P

P

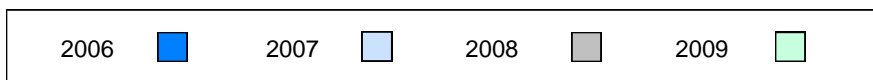
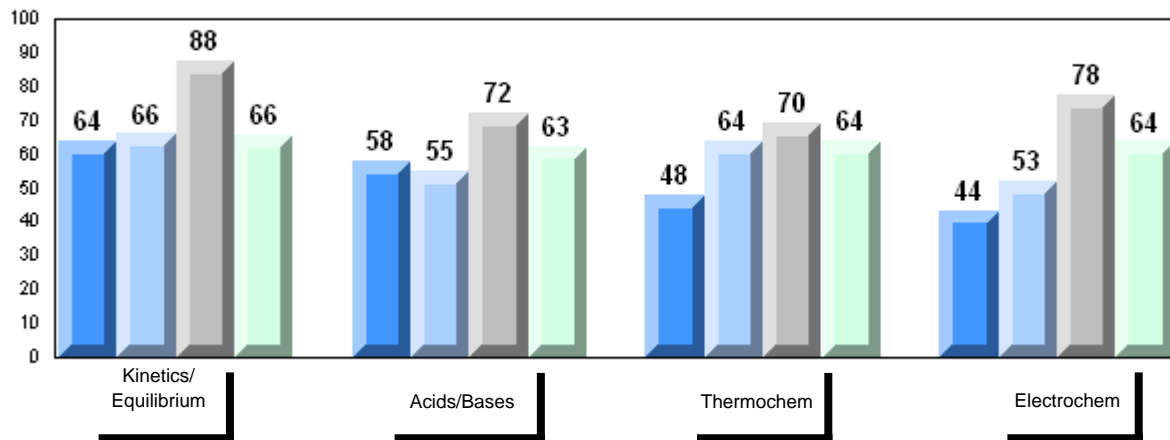
Average Mark, 2006-2009



Difference from Provincial Mean, 2006-2009



4 Year Public Exam (Subtest) Mark Trend 2006-2009



District 4 - Eastern

#218 - St. Joseph's Academy, Lamaline

Grades: K-12

Number of Students 4

Chemistry 3202 School
 District
 Province

Subtest

**Kinetics/
 Equilibrium** School
 District
 Province

Acids/Bases School
 District
 Province

Thermochem School
 District
 Province

Electrochem School
 District
 Province

Public Exam Mark	School vs District	School vs Province
School data with 5 or fewer students withheld for reasons of confidentiality		

Final Mark	School vs District	School vs Province
School data with 5 or fewer students withheld for reasons of confidentiality		

Average Mark, 2006-2009

School data with 5 or fewer students withheld for reasons of confidentiality

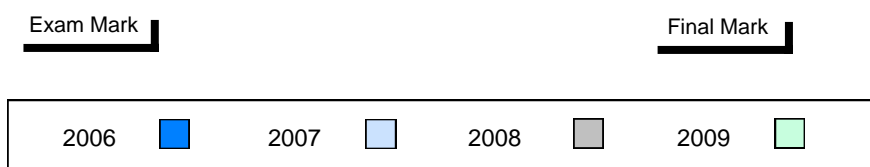
Exam Mark

Final Mark



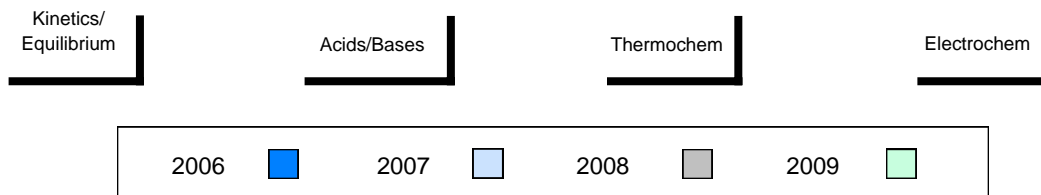
Difference from Provincial Mean, 2006-2009

School data with 5 or fewer students withheld for reasons of confidentiality



4 Year Public Exam (Subtest) Mark Trend 2006-2009

School data with 5 or fewer students withheld for reasons of confidentiality



District 4 - Eastern

#219 - Marystown Central High School, Marystown

Grades: 10-12

Number of Students 49

Chemistry 3202

School
 District
 Province

Public Exam Mark

School vs District School vs Province

65.1
 63.4
 62.2

P

P

Final Mark

School vs District School vs Province

68.4
 69.2
 68.3

q

P

Subtest

**Kinetics/
 Equilibrium**

School
 District
 Province

71.4
 69.2
 68.5

P

P

Acids/Bases

School
 District
 Province

61.7
 60.7
 59.6

P

P

Thermochem

School
 District
 Province

70.0
 64.2
 63.6

P

P

Electrochem

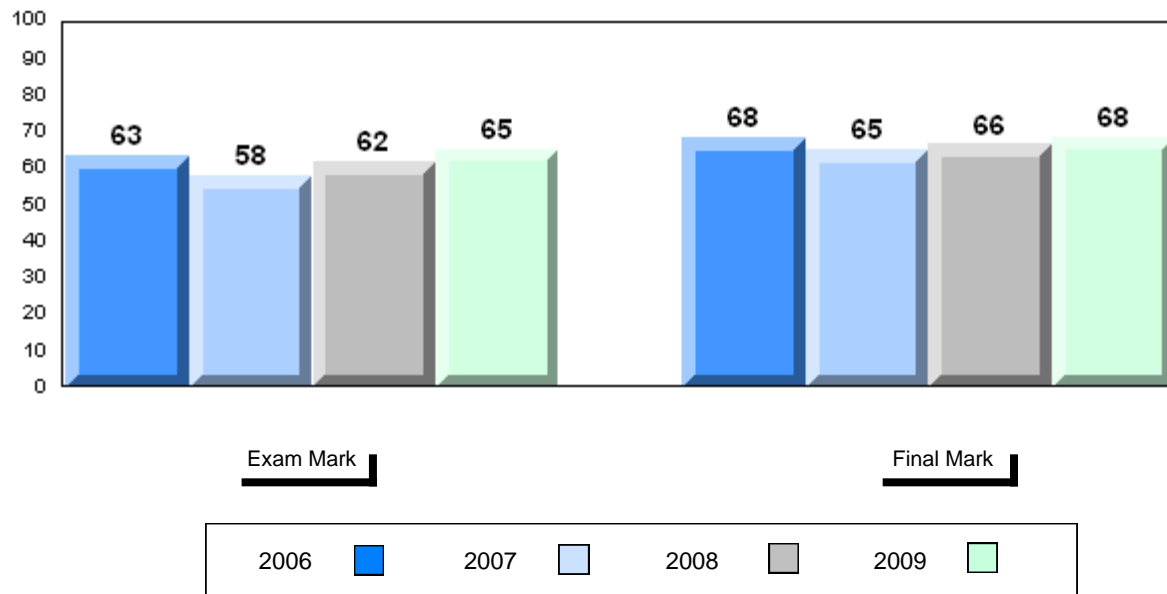
School
 District
 Province

55.5
 58.6
 55.6

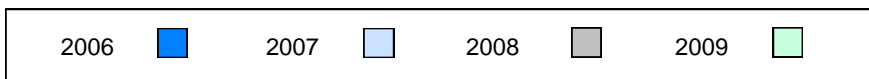
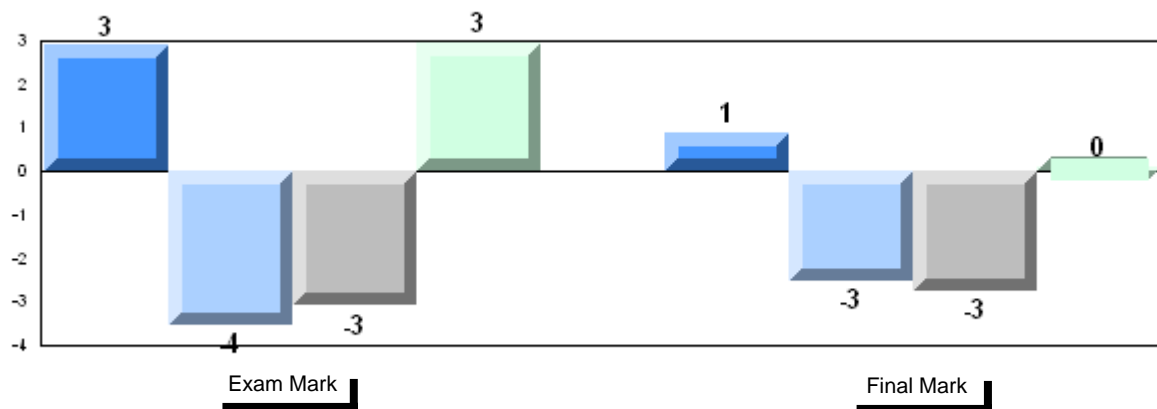
q

q

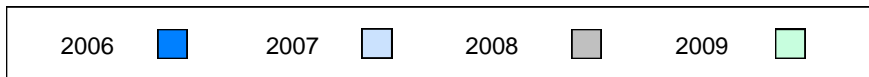
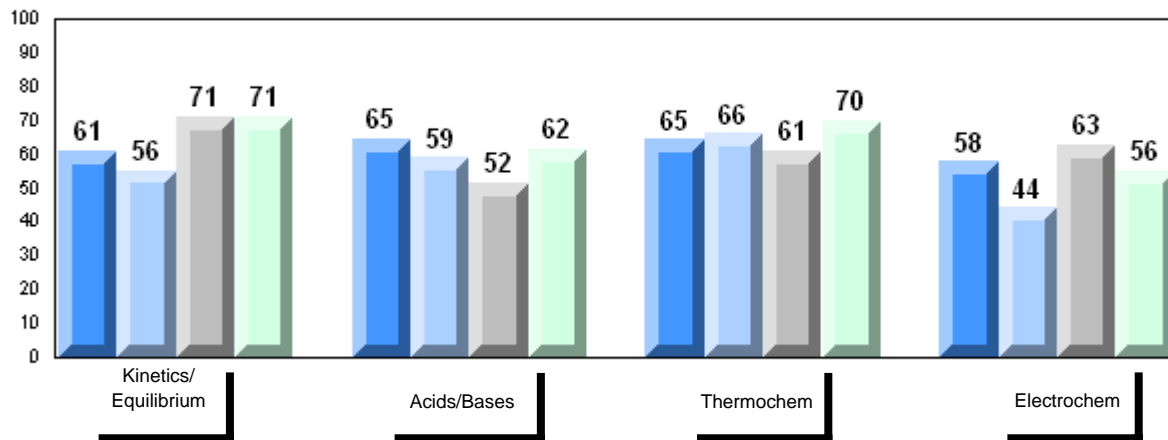
Average Mark, 2006-2009



Difference from Provincial Mean, 2006-2009



4 Year Public Exam (Subtest) Mark Trend 2006-2009



District 4 - Eastern

#223 - Christ the King School, Rushoon

Grades: K-12

Number of Students 11

Chemistry 3202

School
 District
 Province

Public Exam Mark

School vs District

School vs Province

66.6
 63.4
 62.2

P

P

Final Mark

School vs District

School vs Province

70.4
 69.2
 68.3

P

P

Subtest

Kinetics/ Equilibrium

School
 District
 Province

69.6
 69.2
 68.5

P

P

Acids/Bases

School
 District
 Province

58.5
 60.7
 59.6

q

q

Thermochem

School
 District
 Province

68.9
 64.2
 63.6

P

P

Electrochem

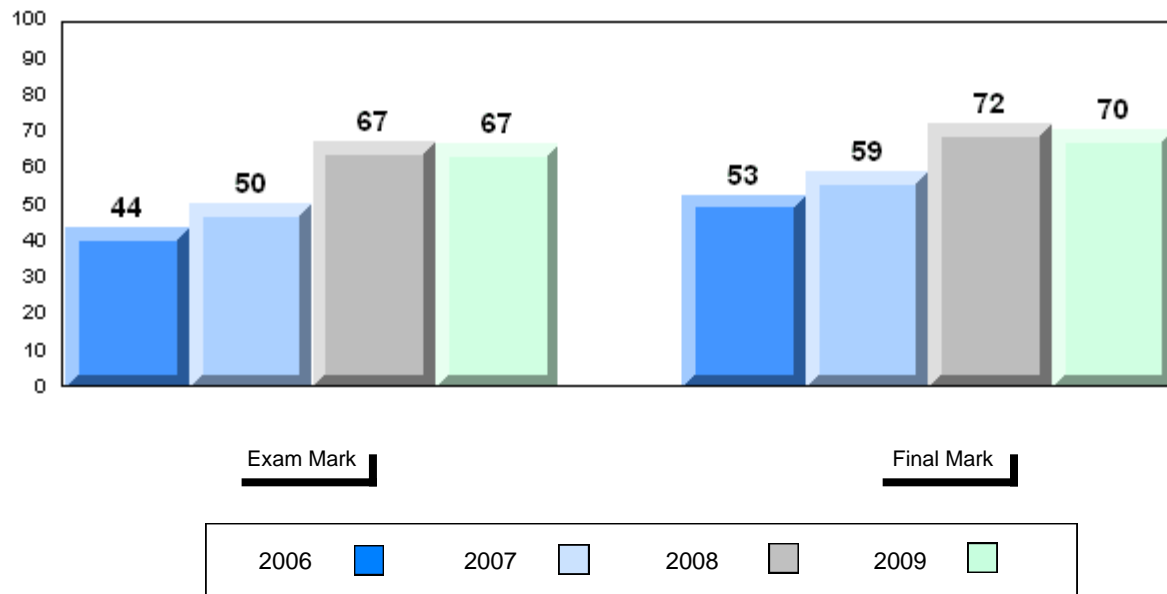
School
 District
 Province

70.5
 58.6
 55.6

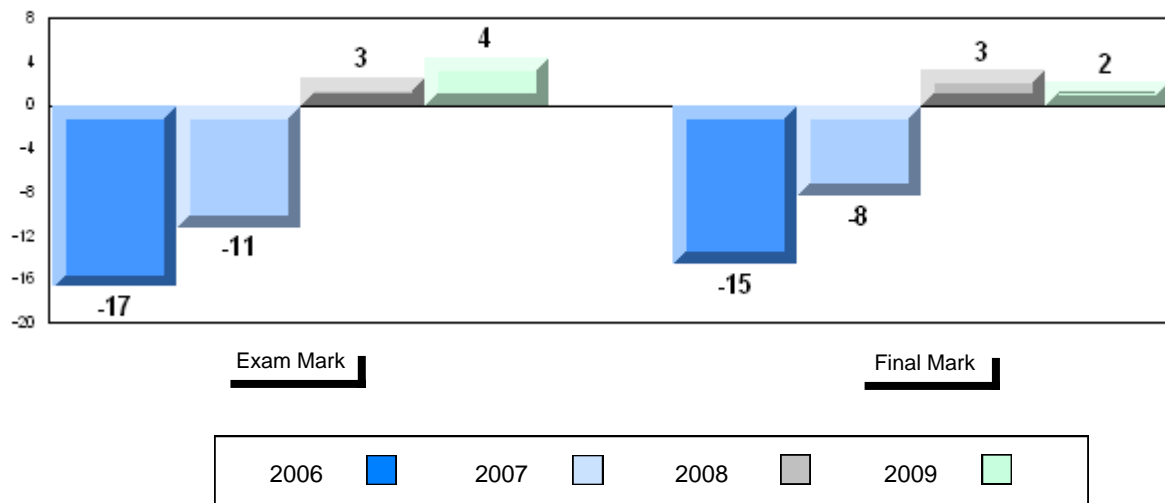
P

P

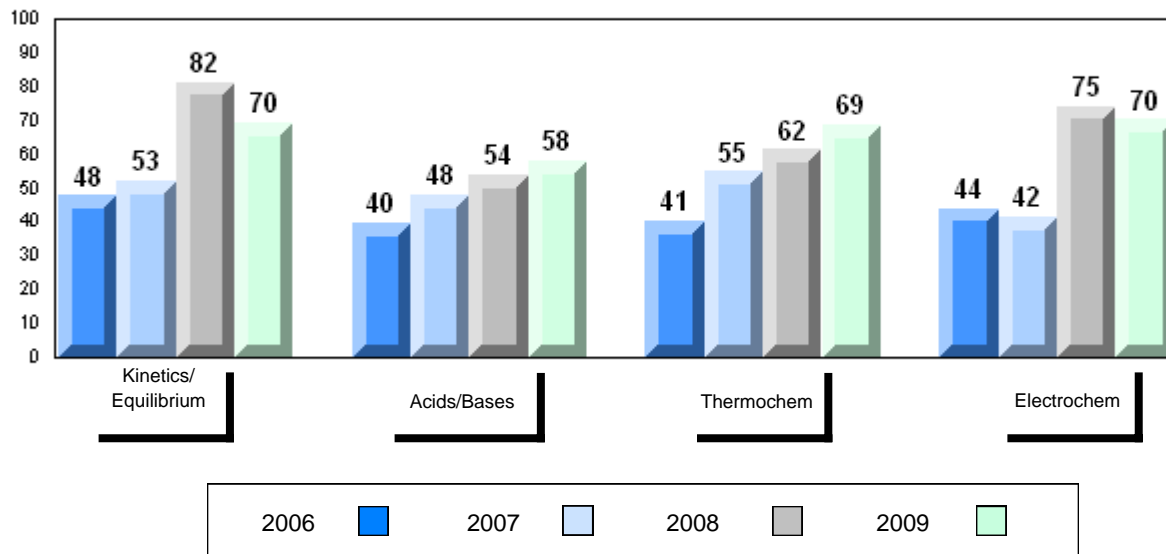
Average Mark, 2006-2009



Difference from Provincial Mean, 2006-2009



4 Year Public Exam (Subtest) Mark Trend 2006-2009



District 4 - Eastern

#228 - St. Lawrence Academy, St. Lawrence

Grades: K-12

Number of Students

5

Chemistry 3202

School
 District
 Province

Public Exam Mark

School vs District

School vs Province

80.8
 63.4
 62.2

P

P

Final Mark

School vs District

School vs Province

85.8
 69.2
 68.3

P

P

Subtest

**Kinetics/
 Equilibrium**

School
 District
 Province

82.4
 69.2
 68.5

P

P

Acids/Bases

School
 District
 Province

74.7
 60.7
 59.6

P

P

Thermochem

School
 District
 Province

81.6
 64.2
 63.6

P

P

Electrochem

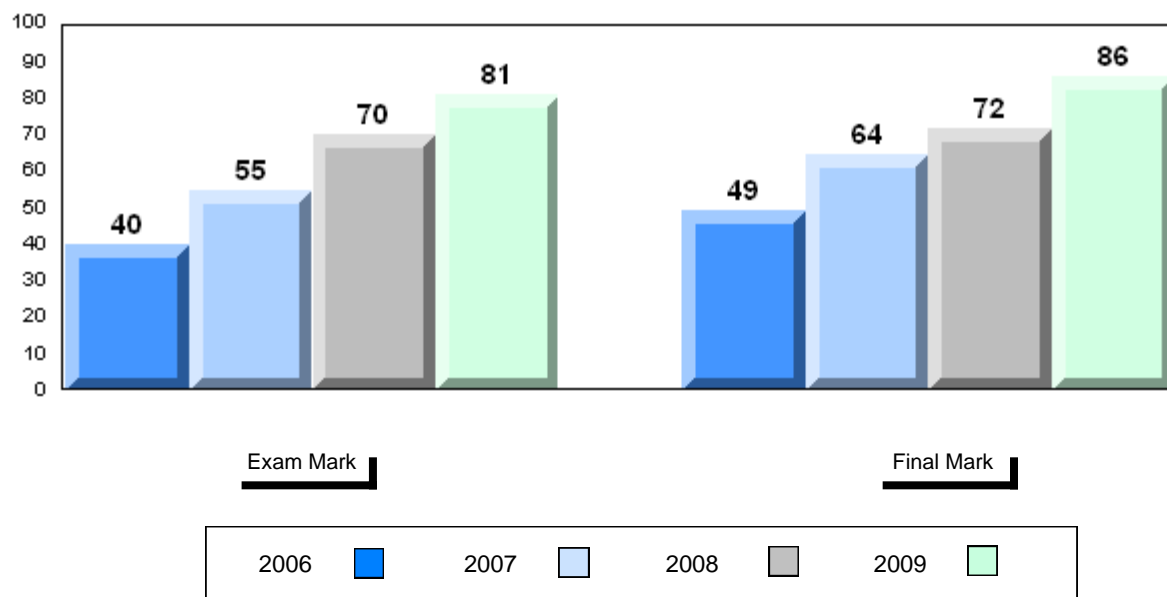
School
 District
 Province

84.5
 58.6
 55.6

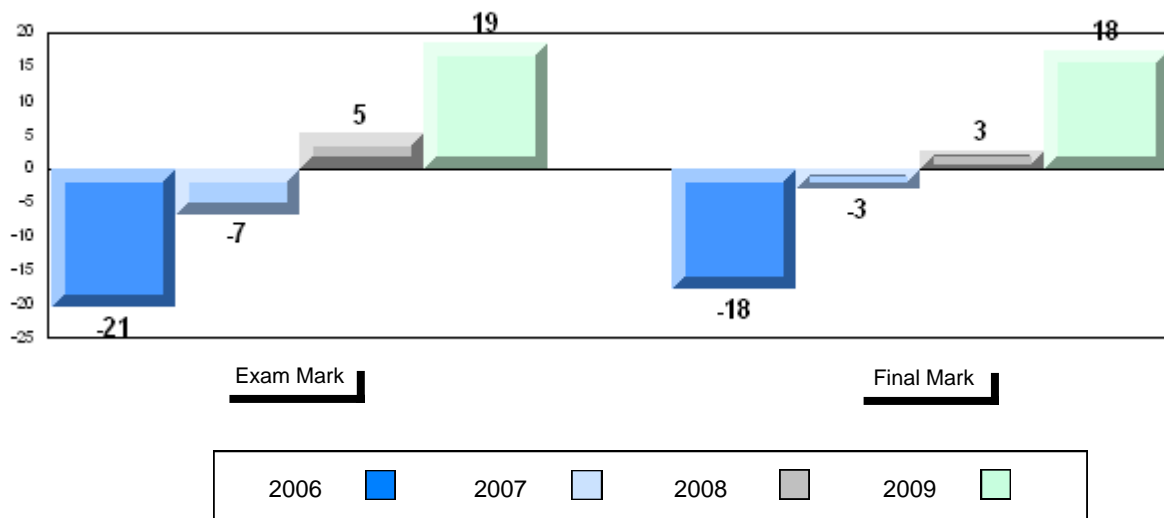
P

P

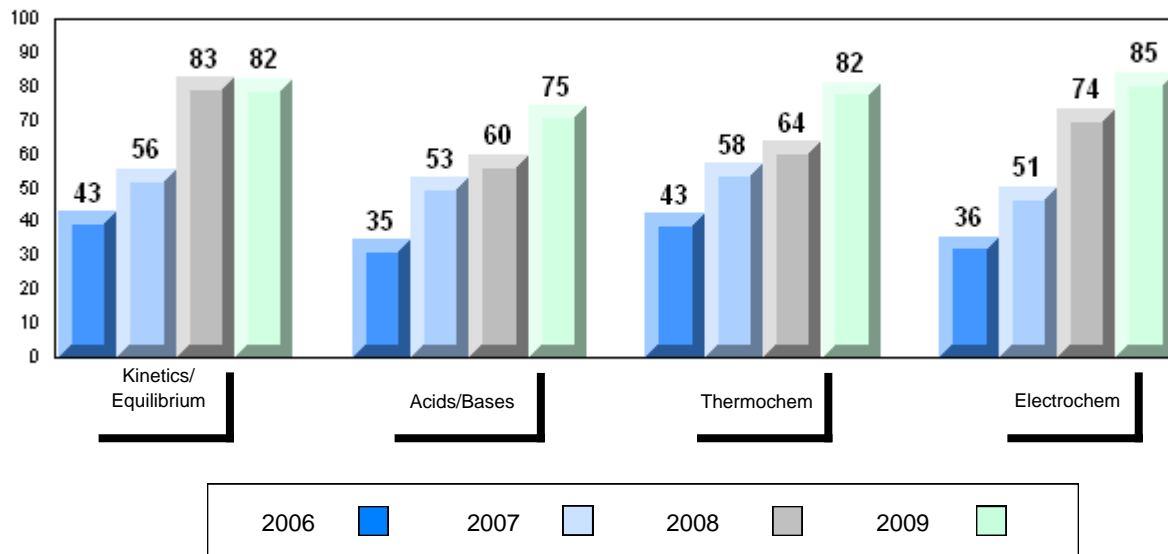
Average Mark, 2006-2009



Difference from Provincial Mean, 2006-2009

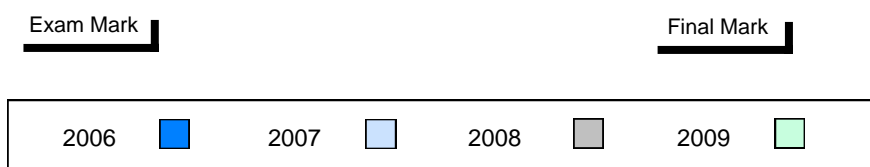


4 Year Public Exam (Subtest) Mark Trend 2006-2009



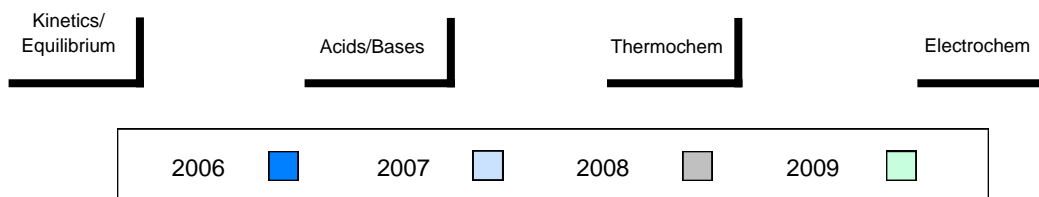
Difference from Provincial Mean, 2006-2009

School data with 5 or fewer students withheld for reasons of confidentiality



4 Year Public Exam (Subtest) Mark Trend 2006-2009

School data with 5 or fewer students withheld for reasons of confidentiality



District 4 - Eastern

#231 - Discovery Collegiate, Bonavista

Grades: 9-12

Number of Students 22

Chemistry 3202

School
 District
 Province

Public Exam Mark

School vs District School vs Province

64.0
 63.4
 62.2

P

P

Final Mark

School vs District School vs Province

68.5
 69.2
 68.3

q

P

Subtest

**Kinetics/
 Equilibrium**

School
 District
 Province

72.6
 69.2
 68.5

P

P

Acids/Bases

School
 District
 Province

58.0
 60.7
 59.6

q

q

Thermochem

School
 District
 Province

68.5
 64.2
 63.6

P

P

Electrochem

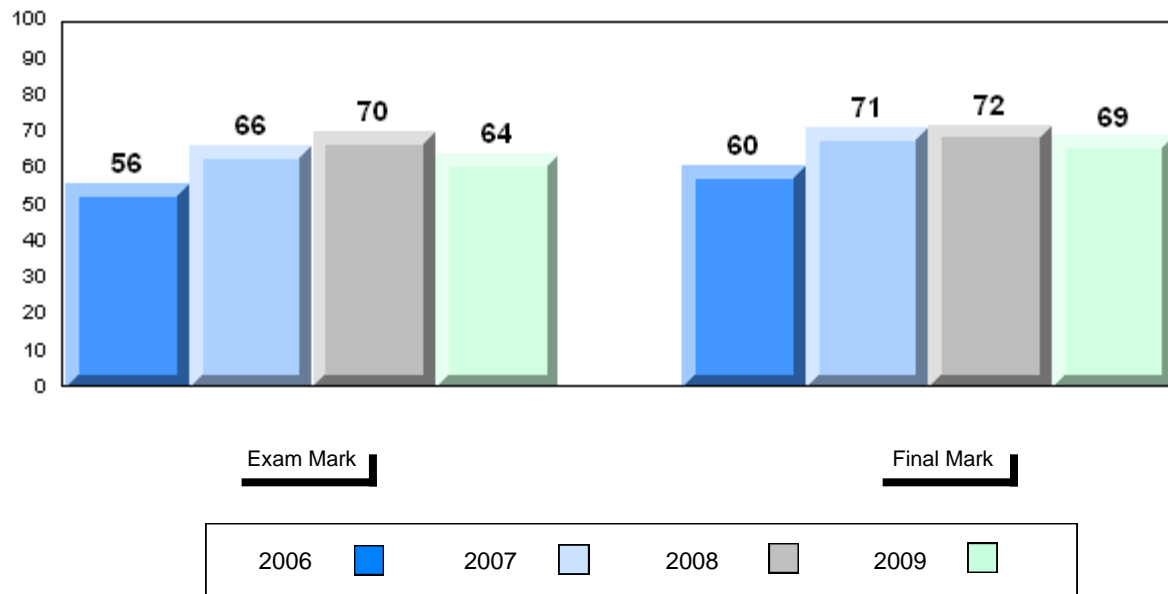
School
 District
 Province

55.1
 58.6
 55.6

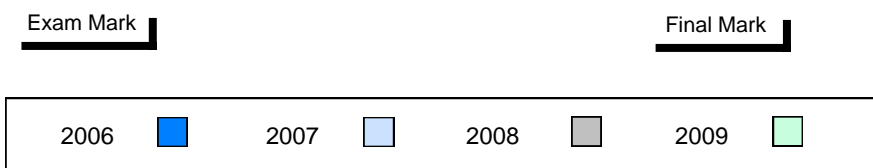
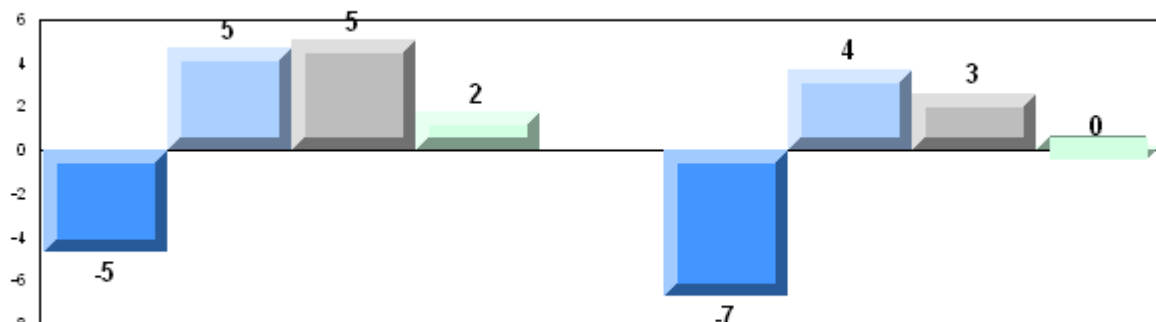
q

q

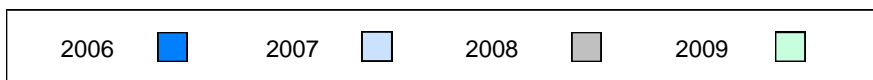
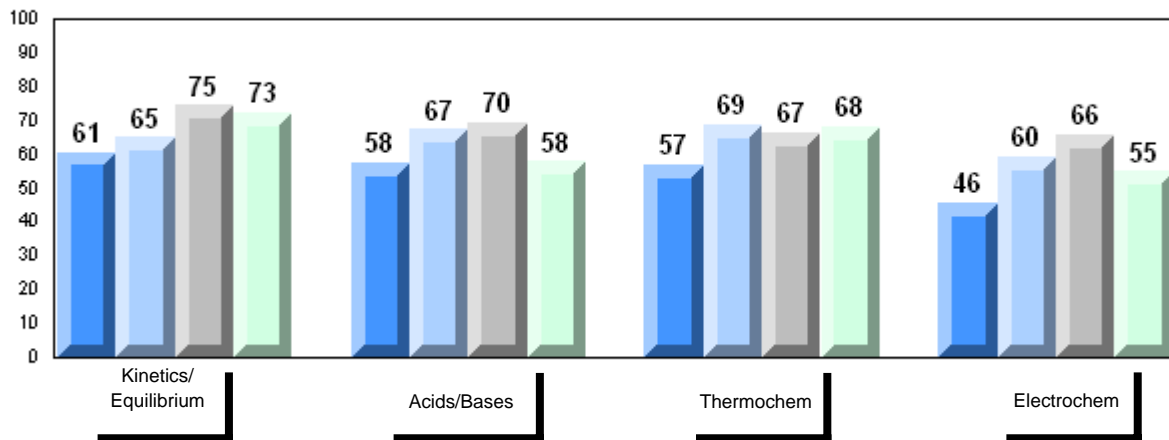
Average Mark, 2006-2009



Difference from Provincial Mean, 2006-2009



4 Year Public Exam (Subtest) Mark Trend 2006-2009



District 4 - Eastern

#235 - Clarenville High School, Clarenville

Grades: 9-12

Number of Students 16

Chemistry 3202

School
 District
 Province

Public Exam Mark

School vs District School vs Province

64.6
 63.4
 62.2

P

P

Final Mark

School vs District School vs Province

68.5
 69.2
 68.3

q

P

Subtest

**Kinetics/
 Equilibrium**

School
 District
 Province

70.5
 69.2
 68.5

P

P

Acids/Bases

School
 District
 Province

65.4
 60.7
 59.6

P

P

Thermochem

School
 District
 Province

68.0
 64.2
 63.6

P

P

Electrochem

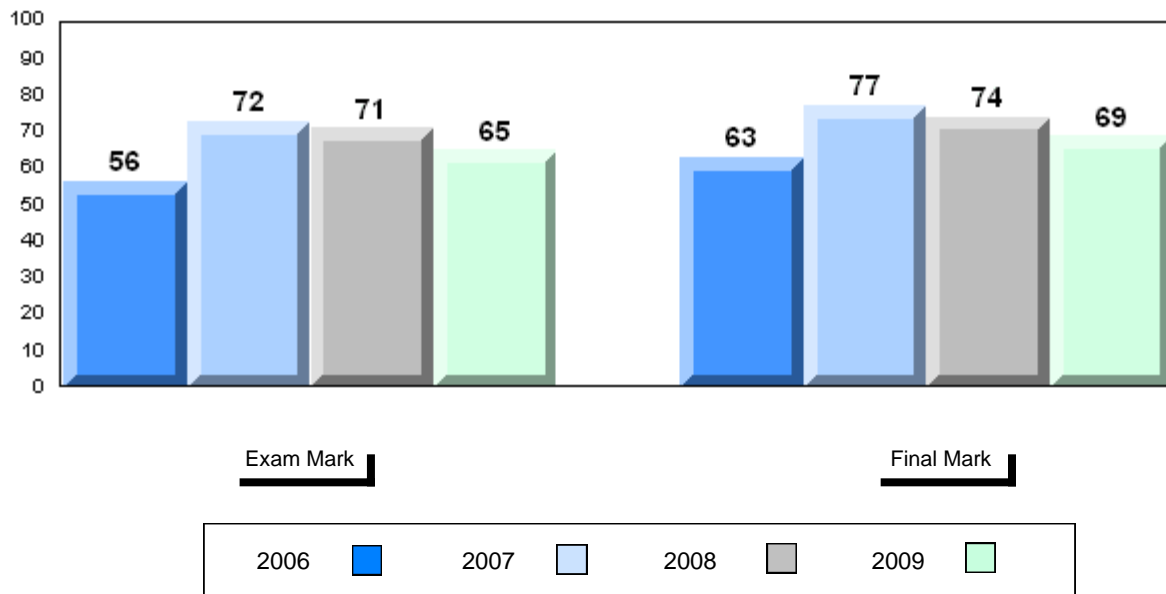
School
 District
 Province

50.8
 58.6
 55.6

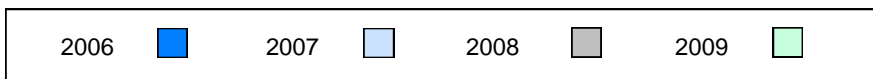
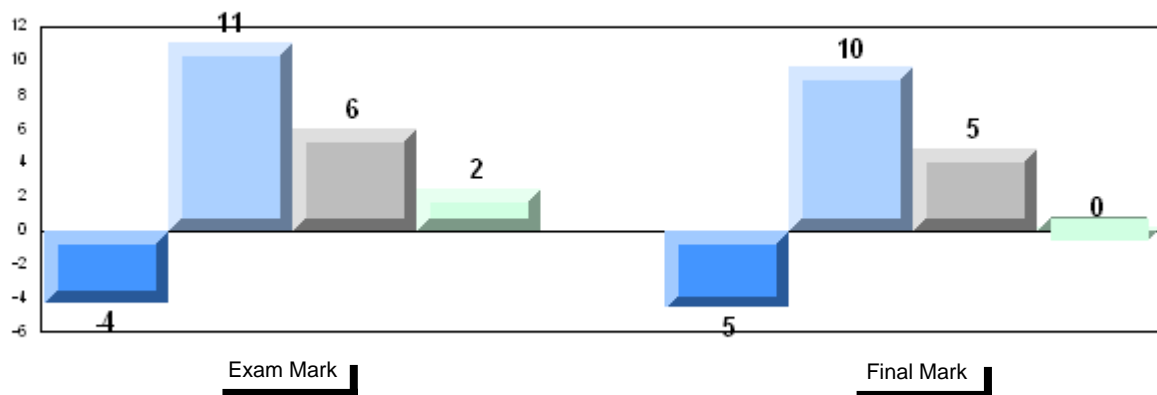
q

q

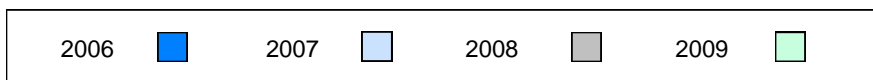
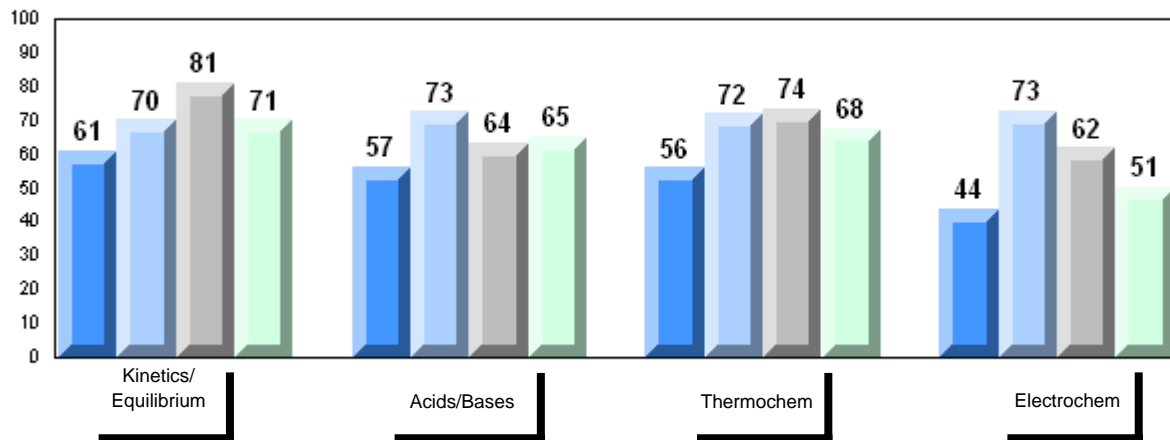
Average Mark, 2006-2009



Difference from Provincial Mean, 2006-2009



4 Year Public Exam (Subtest) Mark Trend 2006-2009



District 4 - Eastern

#240 - Bishop White School, Port Rexton

Grades: K-12

Number of Students 1

Chemistry 3202 School
 District
 Province

Subtest

**Kinetics/
 Equilibrium** School
 District
 Province

Acids/Bases School
 District
 Province

Thermochem School
 District
 Province

Electrochem School
 District
 Province

Public Exam Mark	School vs District	School vs Province
School data with 5 or fewer students withheld for reasons of confidentiality		





Final Mark	School vs District	School vs Province
School data with 5 or fewer students withheld for reasons of confidentiality		

Average Mark, 2006-2009

School data with 5 or fewer students withheld for reasons of confidentiality

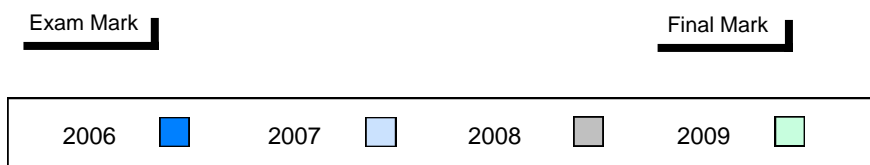
Exam Mark

Final Mark

2006		2007		2008		2009	
------	---	------	---	------	---	------	---

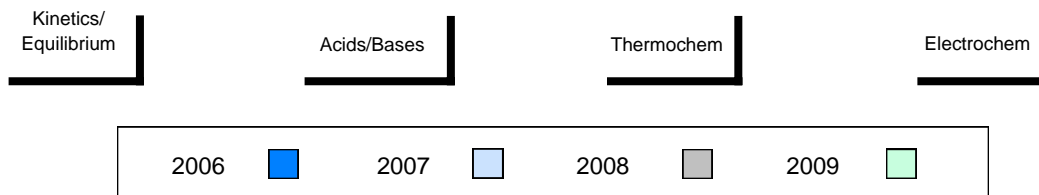
Difference from Provincial Mean, 2006-2009

School data with 5 or fewer students withheld for reasons of confidentiality



4 Year Public Exam (Subtest) Mark Trend 2006-2009

School data with 5 or fewer students withheld for reasons of confidentiality



District 4 - Eastern

#242 - Random Island Academy, Random Island

Grades: K-12

Number of Students 2

Chemistry 3202 School
 District
 Province

Subtest

**Kinetics/
 Equilibrium** School
 District
 Province

Acids/Bases School
 District
 Province

Thermochem School
 District
 Province

Electrochem School
 District
 Province

Public Exam Mark	School vs District	School vs Province
School data with 5 or fewer students withheld for reasons of confidentiality		

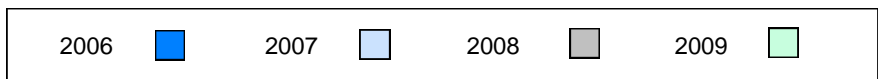
Final Mark	School vs District	School vs Province
School data with 5 or fewer students withheld for reasons of confidentiality		

Average Mark, 2006-2009

School data with 5 or fewer students withheld for reasons of confidentiality

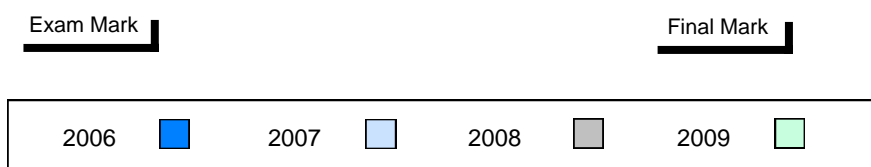
Exam Mark

Final Mark



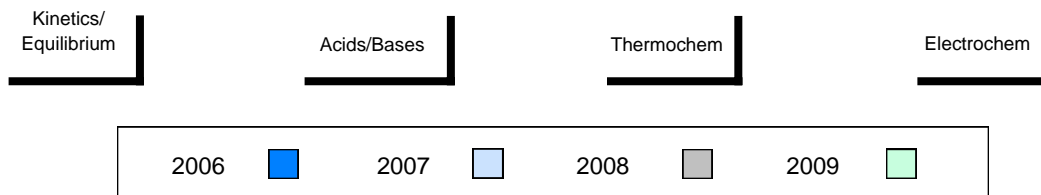
Difference from Provincial Mean, 2006-2009

School data with 5 or fewer students withheld for reasons of confidentiality



4 Year Public Exam (Subtest) Mark Trend 2006-2009

School data with 5 or fewer students withheld for reasons of confidentiality



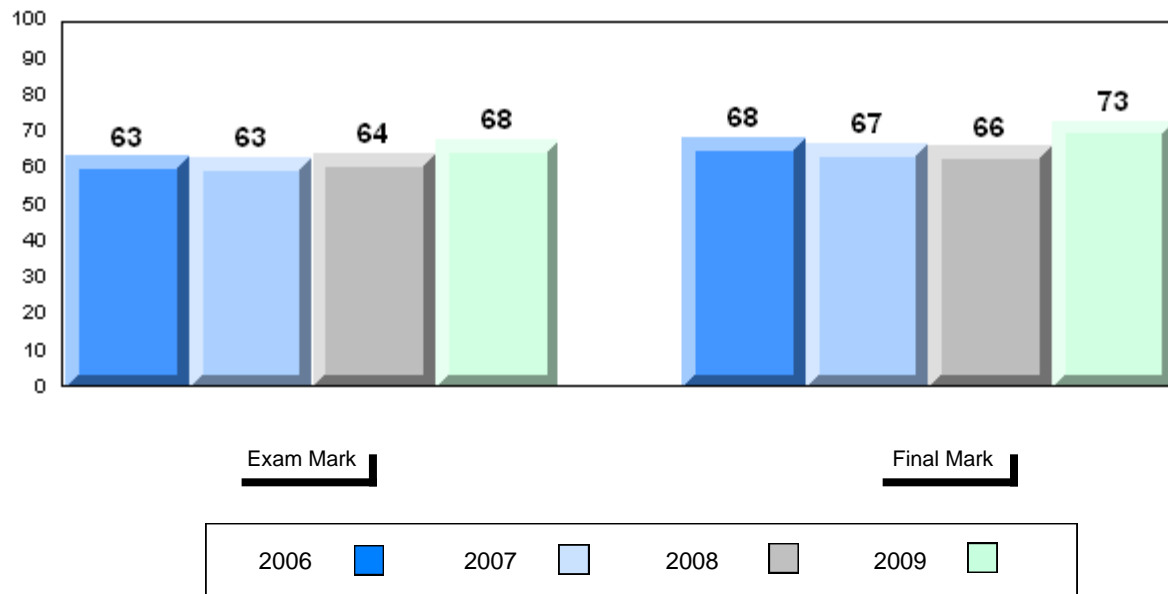
District 4 - Eastern

#247 - Roncalli Central High, Avondale

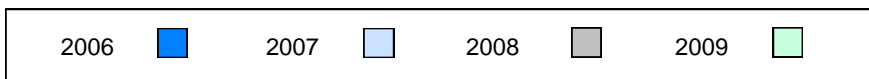
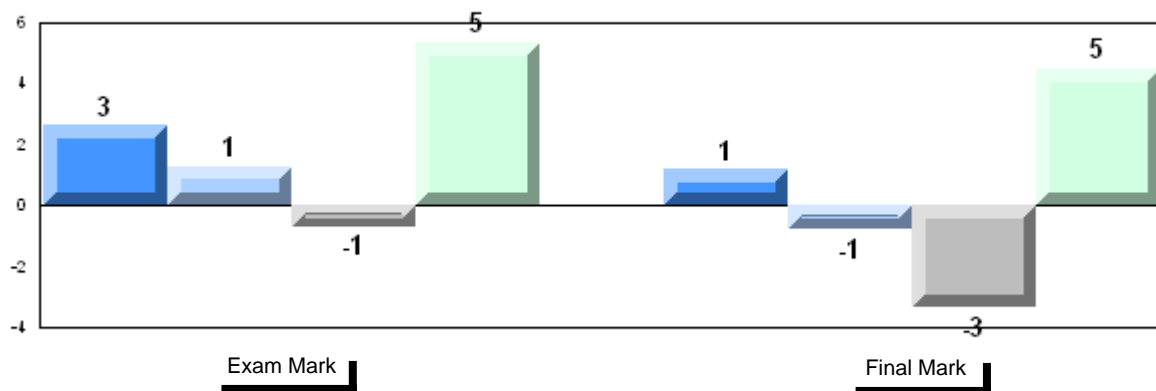
Grades: 7-12

Number of Students	9						
		Public Exam Mark	School vs District	School vs Province	Final Mark	School vs District	School vs Province
Chemistry 3202	School	67.6	P	P	72.8	P	P
	District	63.4			69.2		
	Province	62.2			68.3		
<u>Subtest</u>							
Kinetics/Equilibrium	School	74.2	P	P			
	District	69.2					
	Province	68.5					
Acids/Bases	School	70.4	P	P			
	District	60.7					
	Province	59.6					
Thermochem	School	67.8	P	P			
	District	64.2					
	Province	63.6					
Electrochem	School	52.5	Q	Q			
	District	58.6					
	Province	55.6					

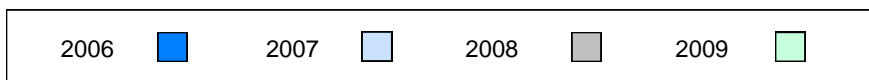
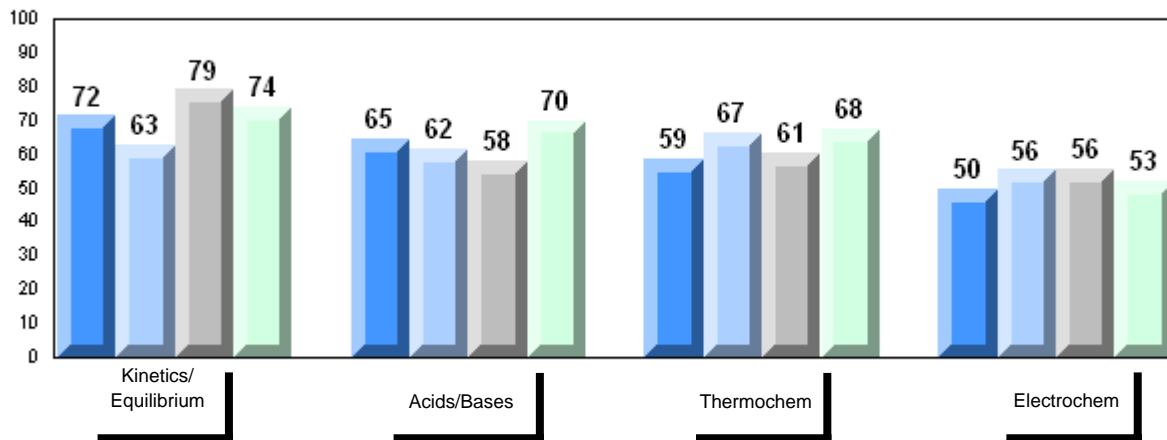
Average Mark, 2006-2009



Difference from Provincial Mean, 2006-2009



4 Year Public Exam (Subtest) Mark Trend 2006-2009



District 4 - Eastern

#249 - Ascension Collegiate, Bay Roberts

Grades: 10-12

Number of Students 43

Chemistry 3202

School
 District
 Province

Public Exam Mark

School vs District School vs Province

67.7
 63.4
 62.2

P

P

Final Mark

School vs District School vs Province

71.8
 69.2
 68.3

P

P

Subtest

**Kinetics/
 Equilibrium**

School
 District
 Province

71.6
 69.2
 68.5

P

P

Acids/Bases

School
 District
 Province

68.3
 60.7
 59.6

P

P

Thermochem

School
 District
 Province

65.0
 64.2
 63.6

P

P

Electrochem

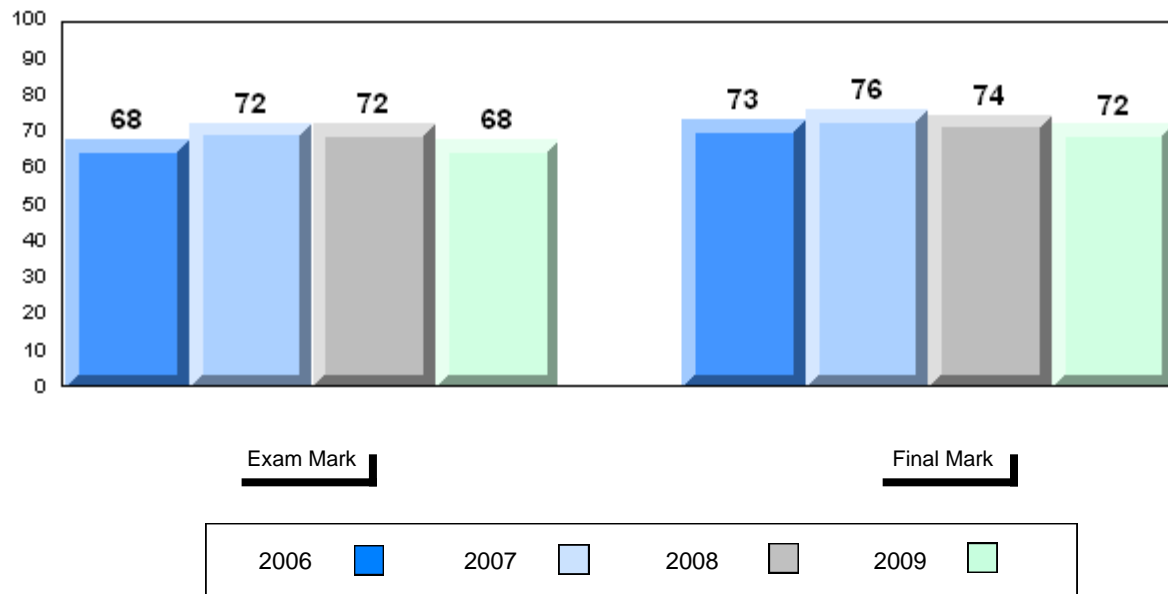
School
 District
 Province

64.0
 58.6
 55.6

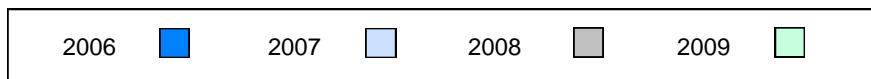
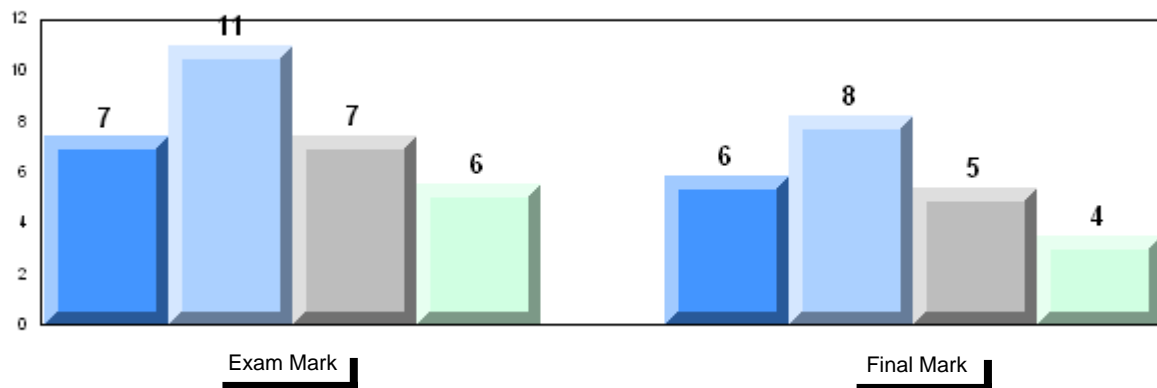
P

P

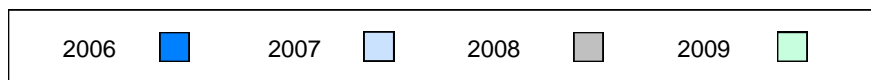
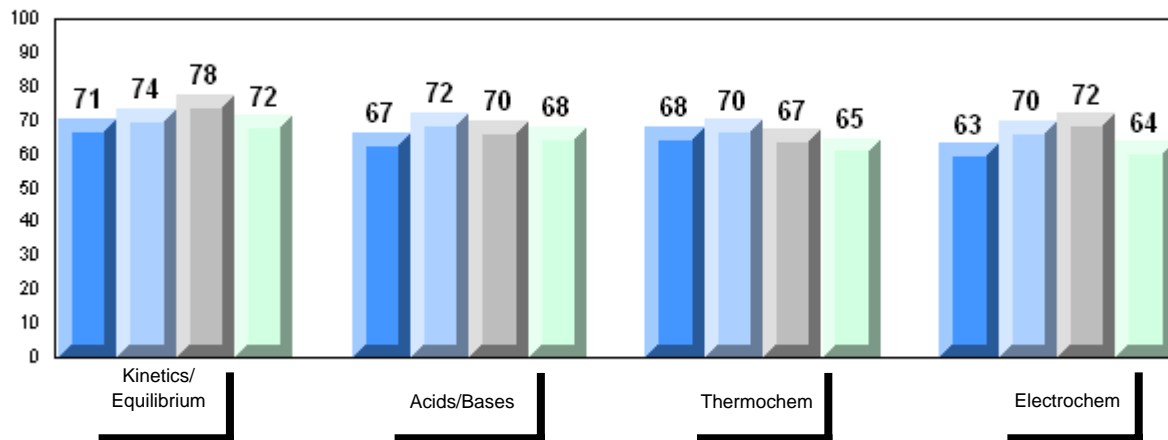
Average Mark, 2006-2009



Difference from Provincial Mean, 2006-2009



4 Year Public Exam (Subtest) Mark Trend 2006-2009



District 4 - Eastern

#253 - Carbonear Collegiate, Carbonear

Grades: 10-12

Number of Students 58

Chemistry 3202

School
 District
 Province

Public Exam Mark

School vs District

School vs Province

59.1
 63.4
 62.2

q

q

Final Mark

School vs District

School vs Province

63.5
 69.2
 68.3

q

q

Subtest

**Kinetics/
 Equilibrium**

School
 District
 Province

67.2
 69.2
 68.5

q

q

Acids/Bases

School
 District
 Province

56.7
 60.7
 59.6

q

q

Thermochem

School
 District
 Province

59.8
 64.2
 63.6

q

q

Electrochem

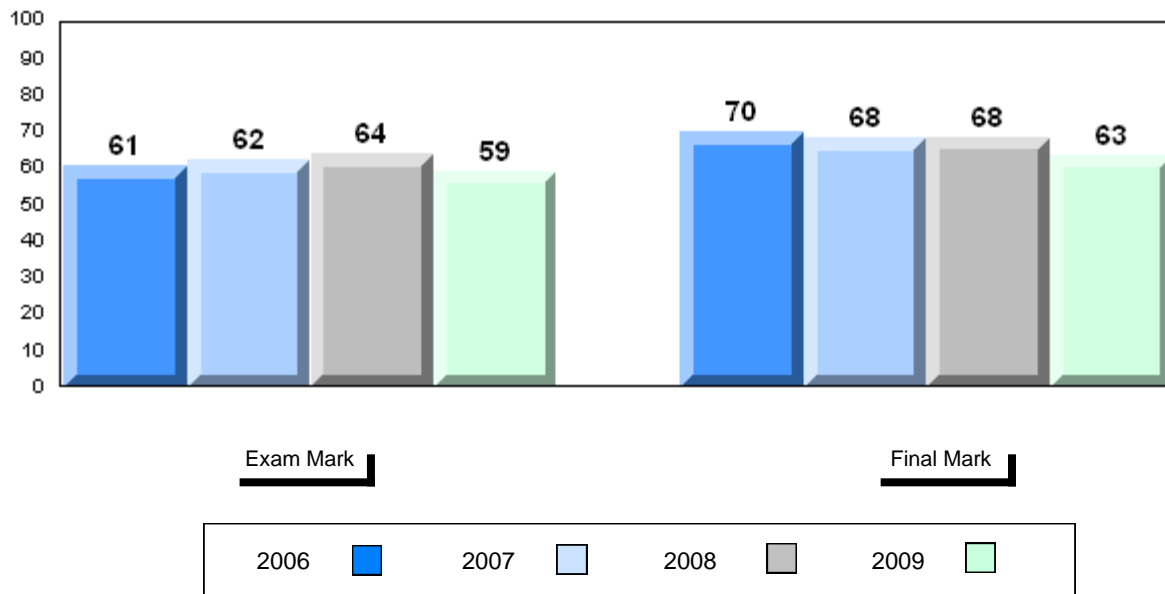
School
 District
 Province

50.3
 58.6
 55.6

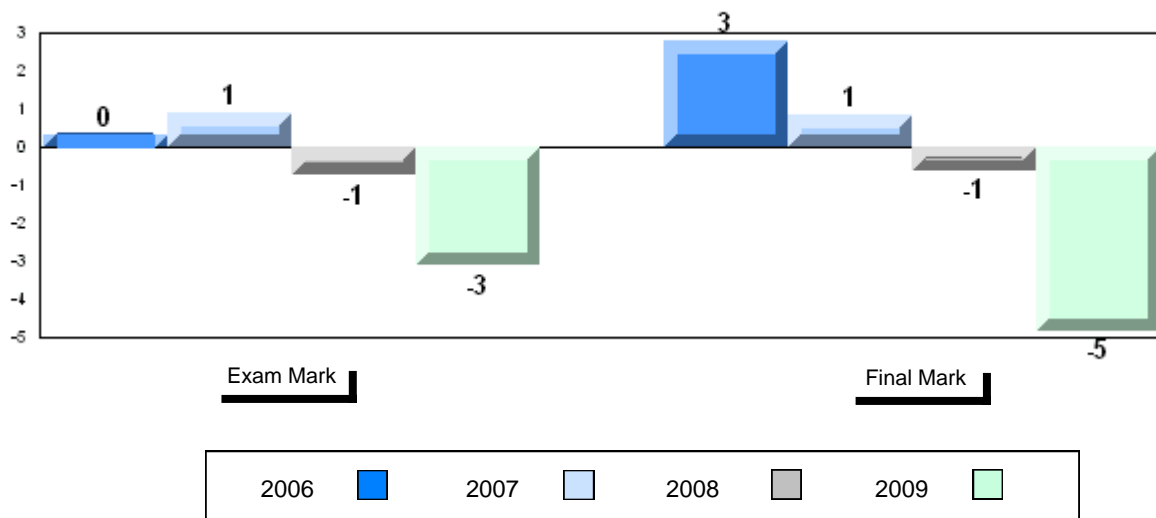
q

q

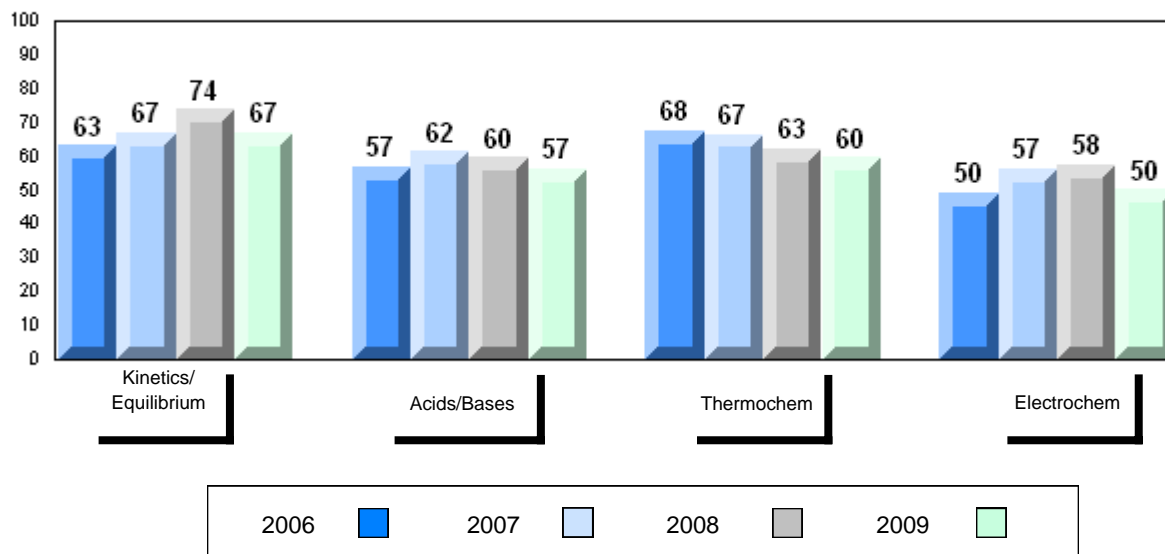
Average Mark, 2006-2009



Difference from Provincial Mean, 2006-2009



4 Year Public Exam (Subtest) Mark Trend 2006-2009



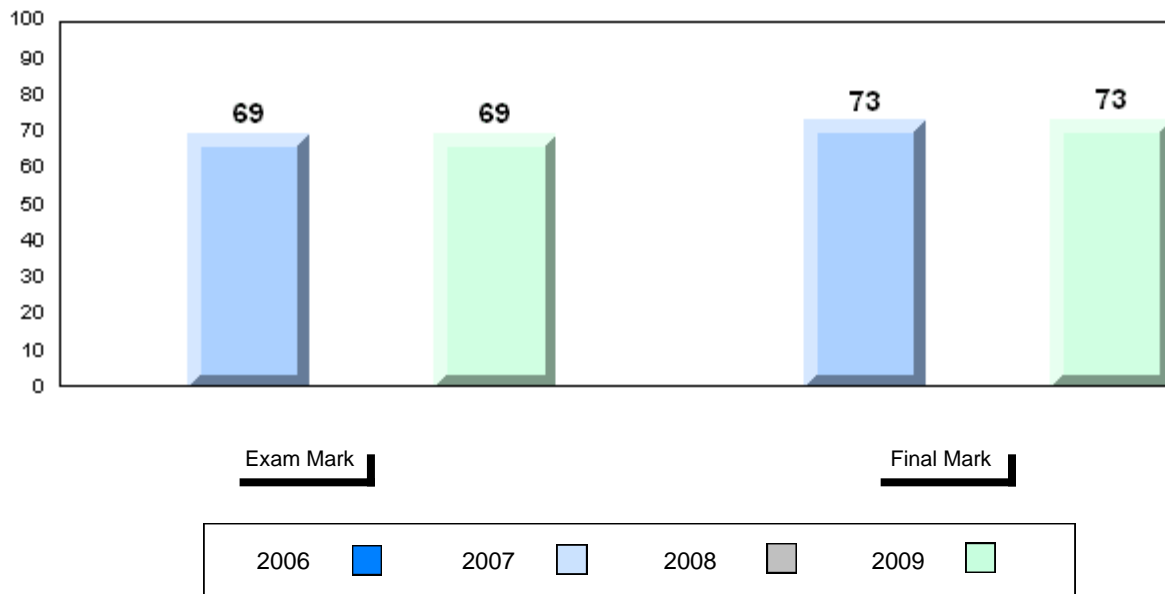
District 4 - Eastern

#274 - St. Catherine's Academy, Mount Carmel

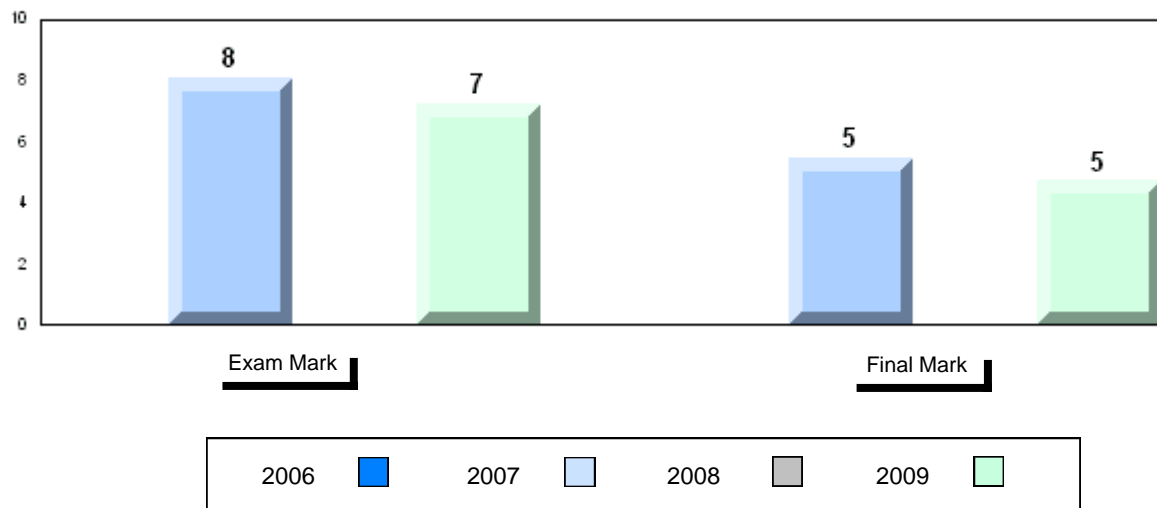
Grades: K-12

Number of Students	9						
		Public Exam Mark	School vs District	School vs Province	Final Mark	School vs District	School vs Province
Chemistry 3202	School	69.4	P	P	73.0	P	P
	District	63.4			69.2		
	Province	62.2			68.3		
<u>Subtest</u>							
Kinetics/Equilibrium	School	73.1	P	P			
	District	69.2					
	Province	68.5					
Acids/Bases	School	64.8	P	P			
	District	60.7					
	Province	59.6					
Thermochem	School	72.7	P	P			
	District	64.2					
	Province	63.6					
Electrochem	School	66.9	P	P			
	District	58.6					
	Province	55.6					

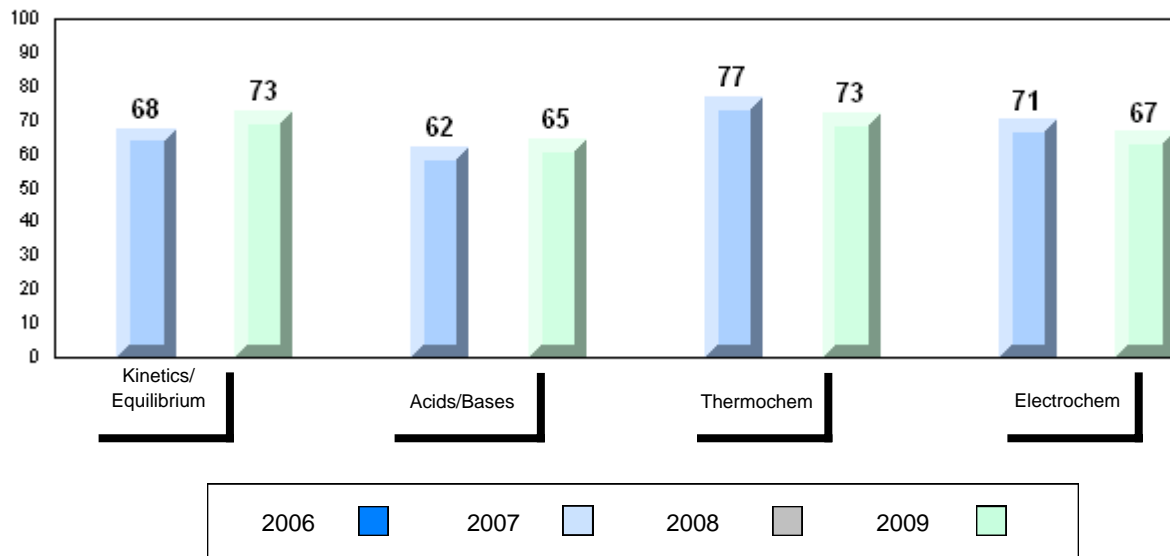
Average Mark, 2006-2009



Difference from Provincial Mean, 2006-2009



4 Year Public Exam (Subtest) Mark Trend 2006-2009



District 4 - Eastern

#280 - Laval High School, Placentia

Grades: 9-12

Number of Students 41

Chemistry 3202

School
District
Province

Public Exam Mark

School vs District

School vs Province

63.2
63.4
62.2

q

P

Final Mark

School vs District

School vs Province

68.1
69.2
68.3

q

q

Subtest

**Kinetics/
Equilibrium**

School
District
Province

72.0
69.2
68.5

P

P

Acids/Bases

School
District
Province

58.4
60.7
59.6

q

q

Thermochem

School
District
Province

61.7
64.2
63.6

q

q

Electrochem

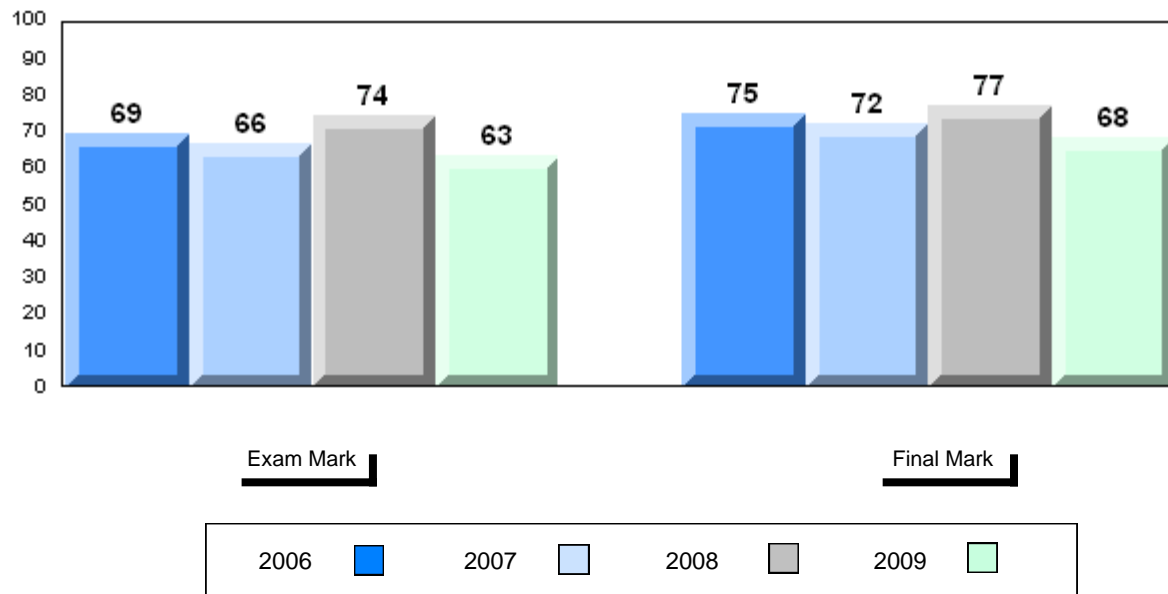
School
District
Province

60.4
58.6
55.6

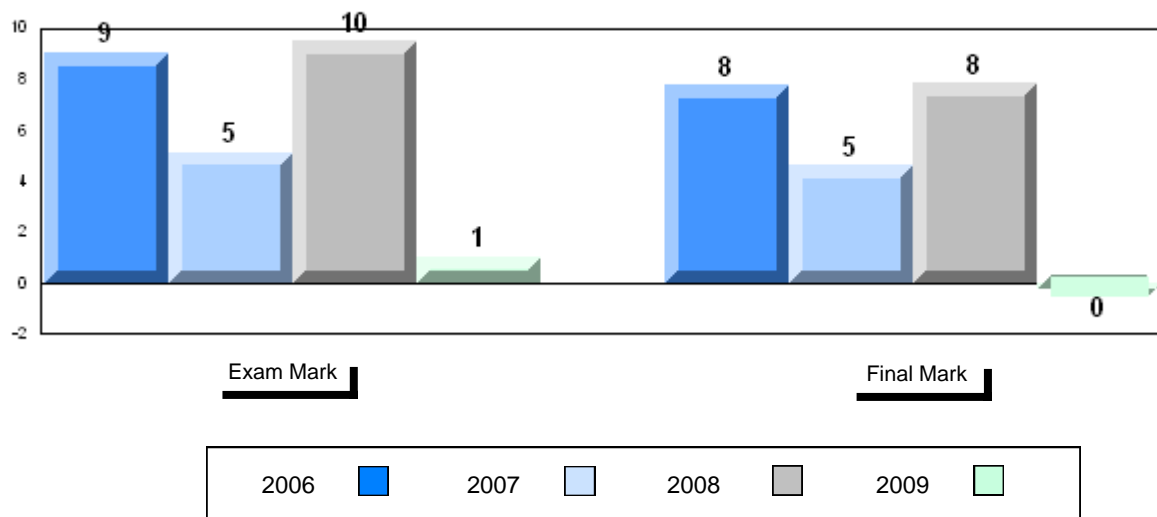
P

P

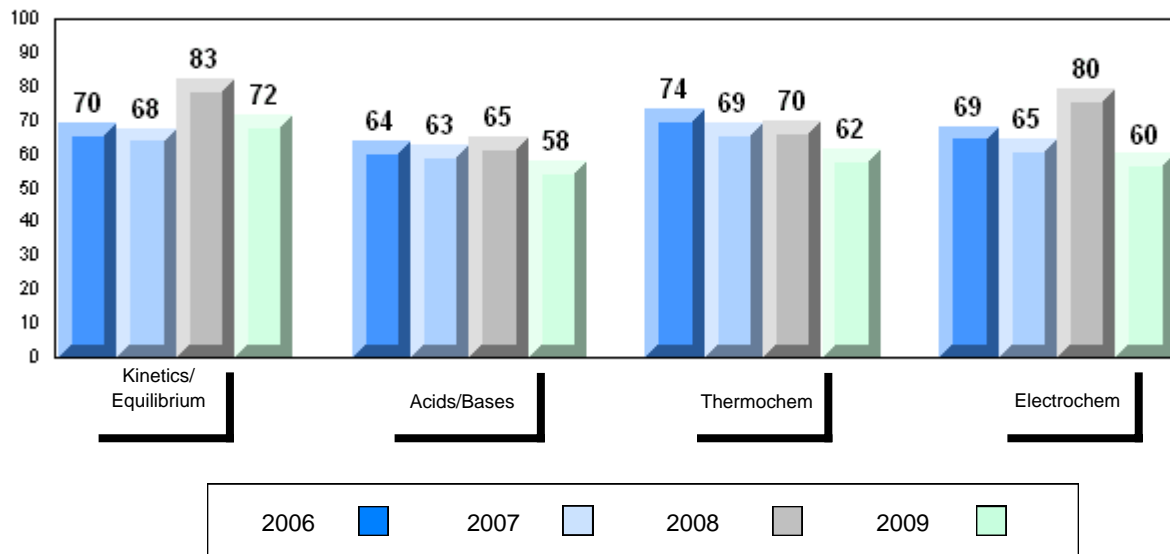
Average Mark, 2006-2009



Difference from Provincial Mean, 2006-2009



4 Year Public Exam (Subtest) Mark Trend 2006-2009



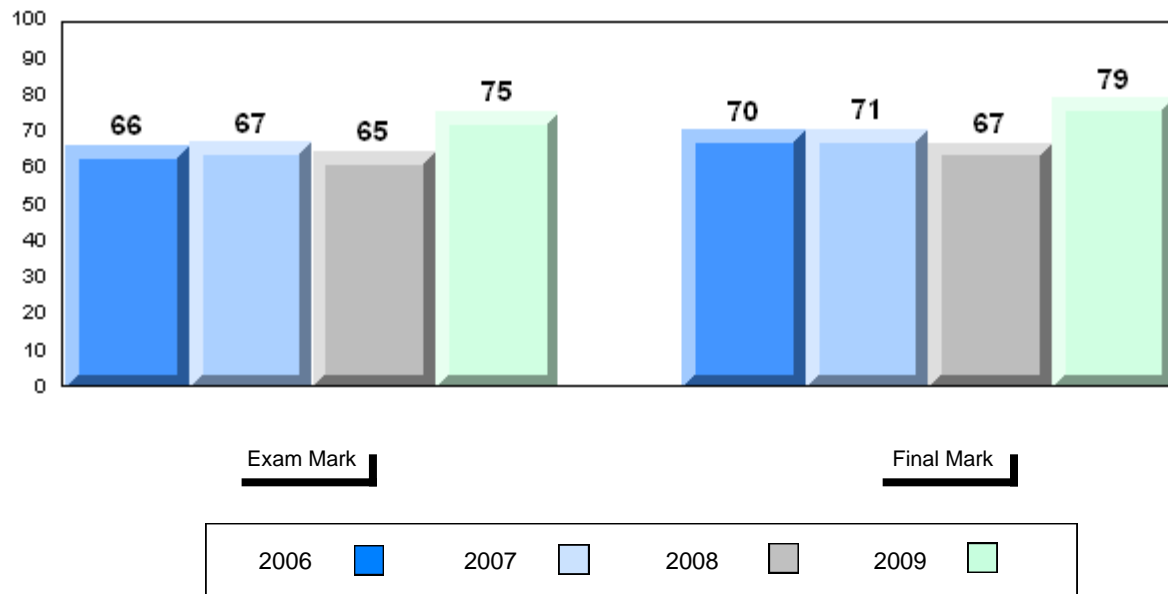
District 4 - Eastern

#287 - Dunne Memorial Academy, St. Mary's

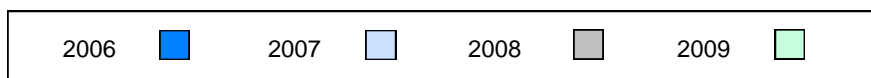
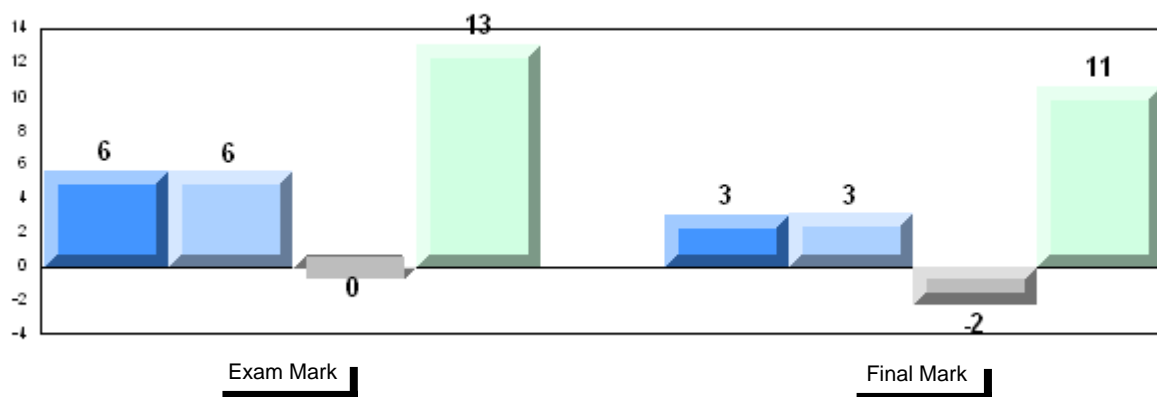
Grades: K-12

Number of Students	8						
		Public Exam Mark	School vs District	School vs Province	Final Mark	School vs District	School vs Province
Chemistry 3202	School	75.3	P	P	78.9	P	P
	District	63.4			69.2		
	Province	62.2			68.3		
Subtest							
Kinetics/Equilibrium	School	74.3	P	P			
	District	69.2					
	Province	68.5					
Acids/Bases	School	71.5	P	P			
	District	60.7					
	Province	59.6					
Thermochem	School	80.5	P	P			
	District	64.2					
	Province	63.6					
Electrochem	School	73.8	P	P			
	District	58.6					
	Province	55.6					

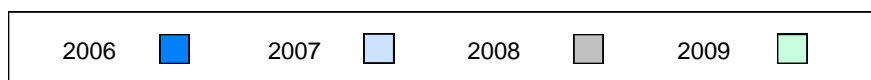
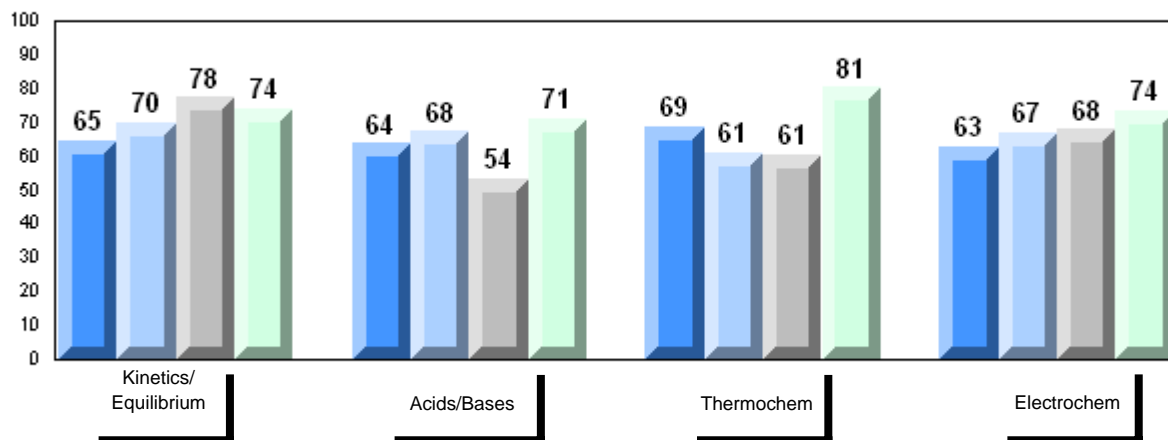
Average Mark, 2006-2009



Difference from Provincial Mean, 2006-2009



4 Year Public Exam (Subtest) Mark Trend 2006-2009



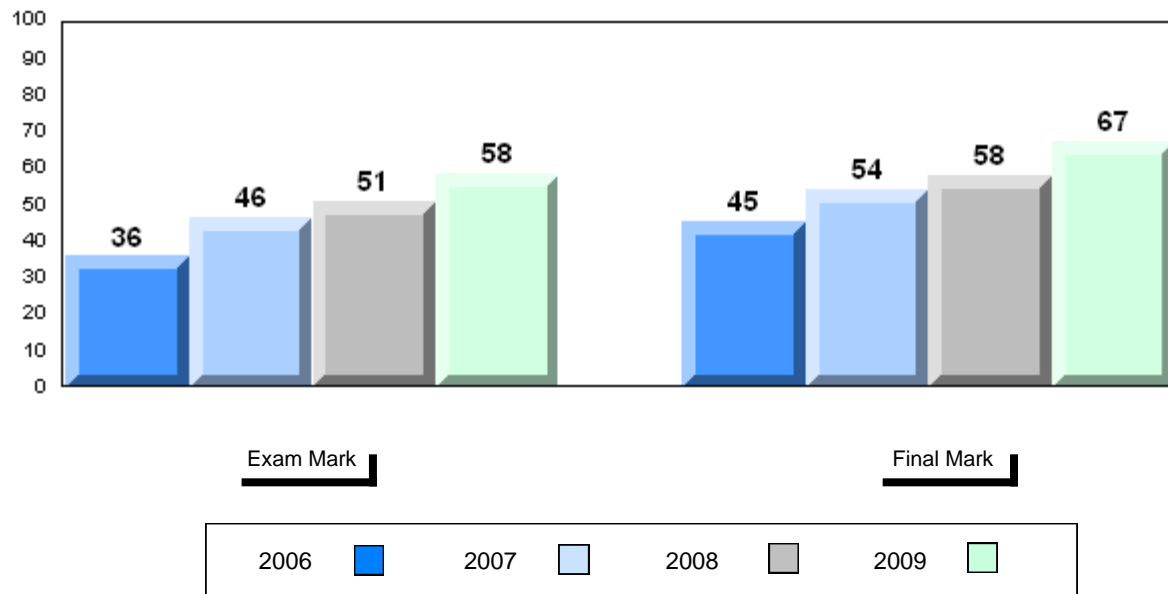
District 4 - Eastern

#296 - St. Michael's High, Bell Island

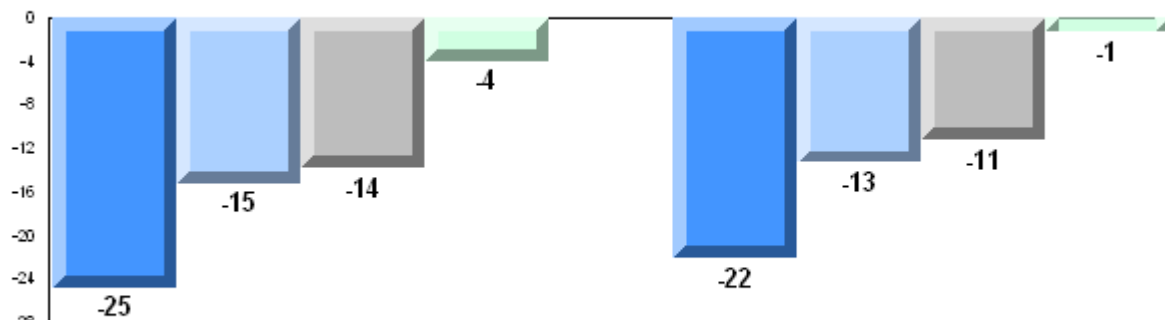
Grades: 7-12

Number of Students	9						
		Public Exam Mark	School vs District	School vs Province	Final Mark	School vs District	School vs Province
Chemistry 3202	School	58.2	q	q	67.0	q	q
	District	63.4			69.2		
	Province	62.2			68.3		
<u>Subtest</u>							
Kinetics/Equilibrium	School	63.6	q	q			
	District	69.2					
	Province	68.5					
Acids/Bases	School	53.5	q	q			
	District	60.7					
	Province	59.6					
Thermochem	School	60.7	q	q			
	District	64.2					
	Province	63.6					
Electrochem	School	54.4	q	q			
	District	58.6					
	Province	55.6					

Average Mark, 2006-2009

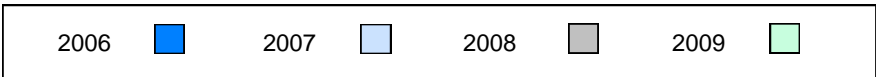


Difference from Provincial Mean, 2006-2009

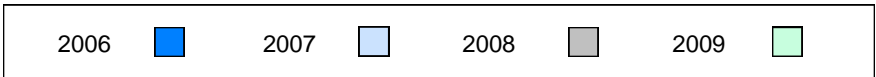
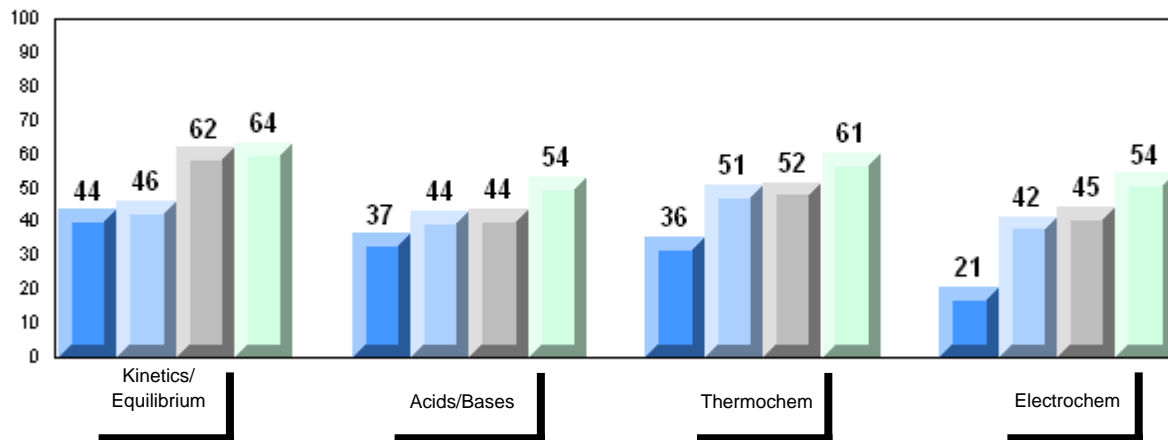


Exam Mark

Final Mark



4 Year Public Exam (Subtest) Mark Trend 2006-2009



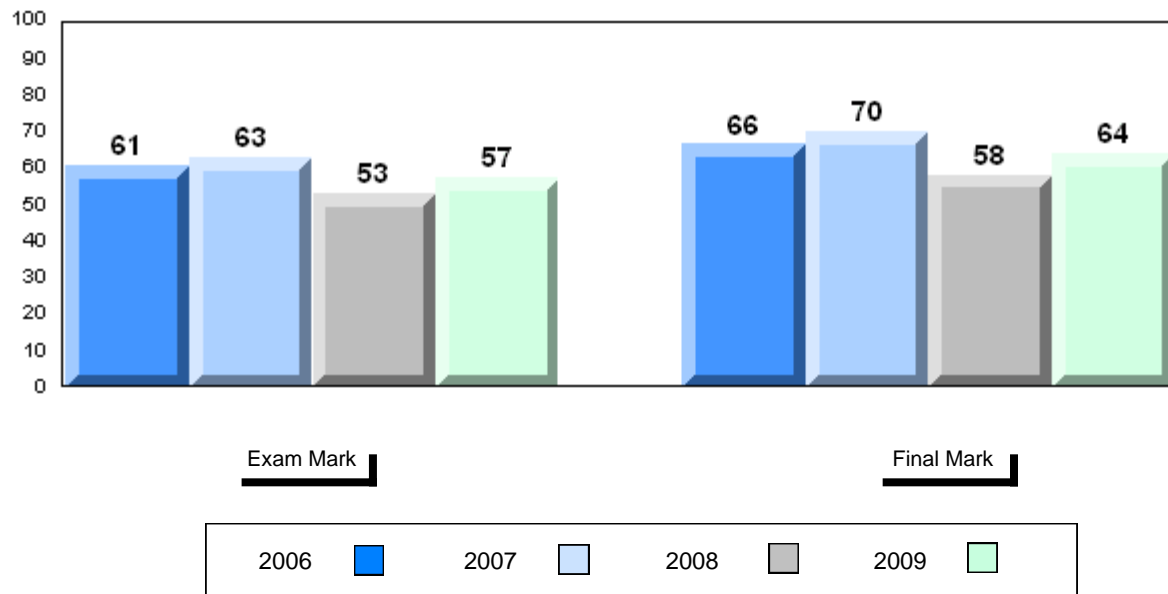
District 4 - Eastern

#302 - Queen Elizabeth Regional High, Conception Bay South (

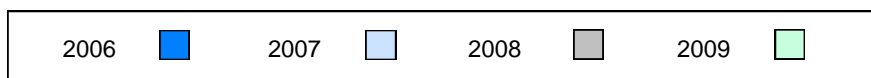
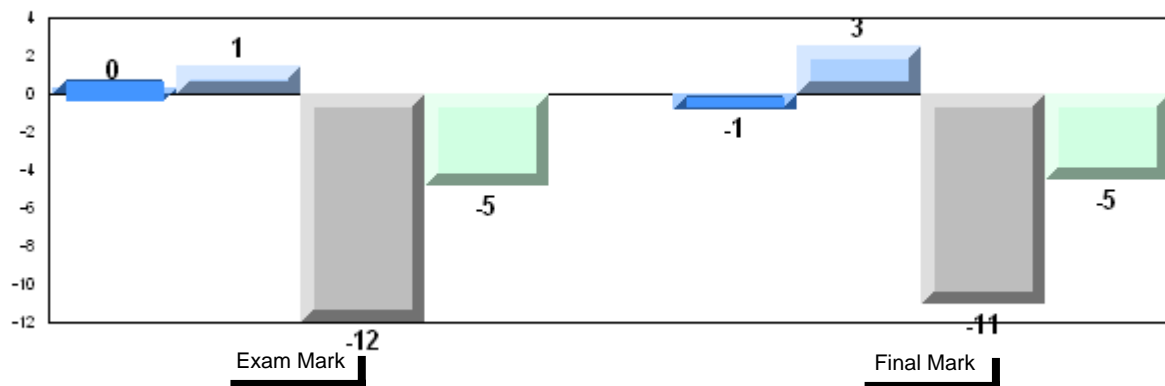
Grades: 10-12

Number of Students	32						
		Public Exam Mark	School vs District	School vs Province	Final Mark	School vs District	School vs Province
Chemistry 3202	School	57.3	q	q	63.8	q	q
	District	63.4			69.2		
	Province	62.2			68.3		
<u>Subtest</u>							
Kinetics/Equilibrium	School	67.4	q	q			
	District	69.2					
	Province	68.5					
Acids/Bases	School	52.1	q	q			
	District	60.7					
	Province	59.6					
Thermochem	School	52.1	q	q			
	District	64.2					
	Province	63.6					
Electrochem	School	57.7	q	P			
	District	58.6					
	Province	55.6					

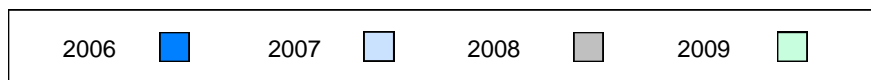
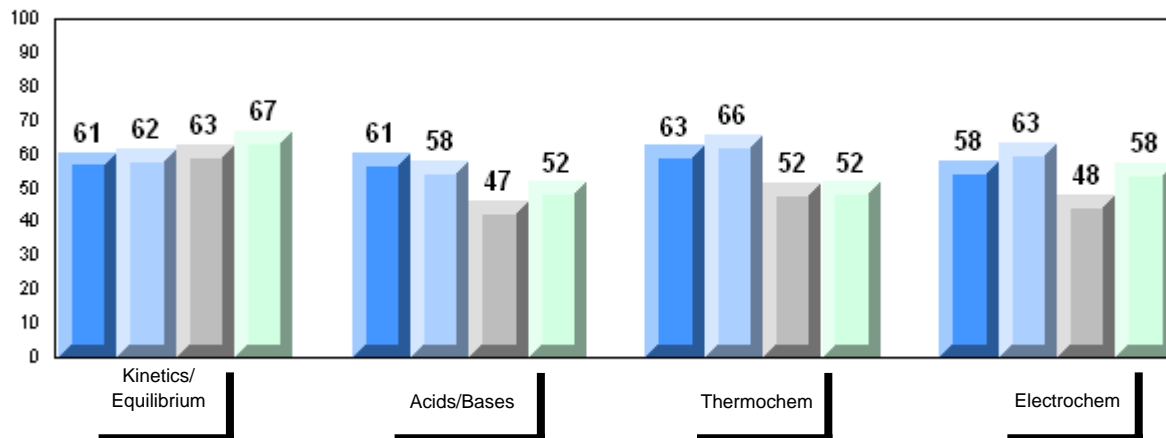
Average Mark, 2006-2009



Difference from Provincial Mean, 2006-2009



4 Year Public Exam (Subtest) Mark Trend 2006-2009



District 4 - Eastern

#304 - Holy Spirit High, Conception Bay South (Manuels)

Grades: 9-12

Number of Students 39

Chemistry 3202

School
 District
 Province

Public Exam Mark

School vs District School vs Province

68.3
 63.4
 62.2

P

P

Final Mark

School vs District School vs Province

74.5
 69.2
 68.3

P

P

Subtest

Kinetics/Equilibrium

School
 District
 Province

74.6
 69.2
 68.5

P

P

Acids/Bases

School
 District
 Province

69.2
 60.7
 59.6

P

P

Thermochem

School
 District
 Province

70.2
 64.2
 63.6

P

P

Electrochem

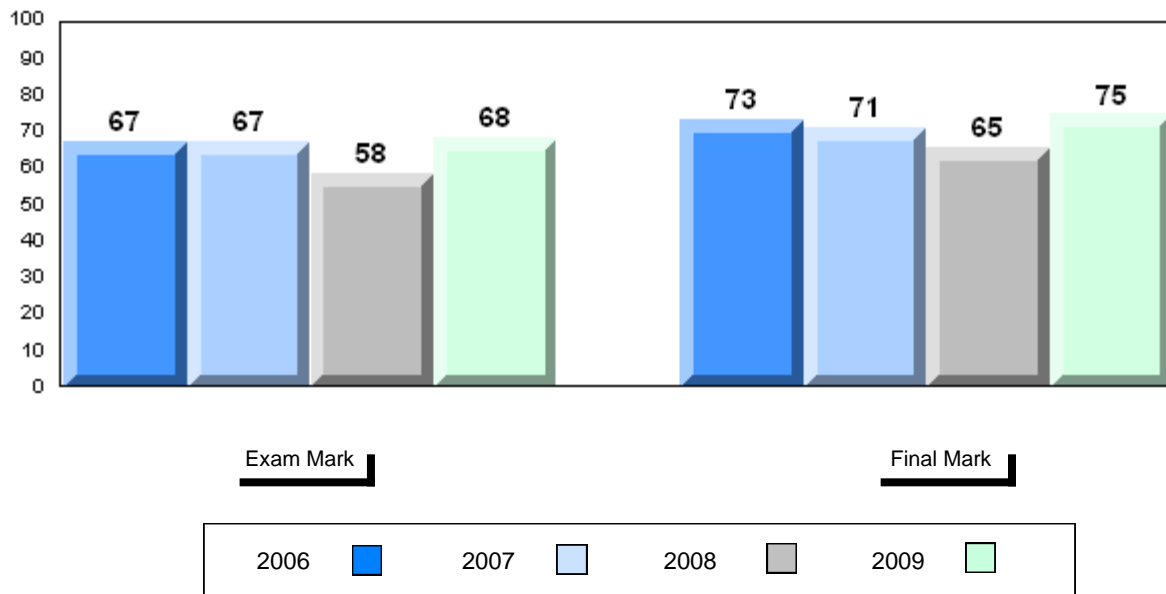
School
 District
 Province

55.9
 58.6
 55.6

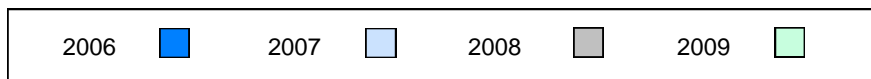
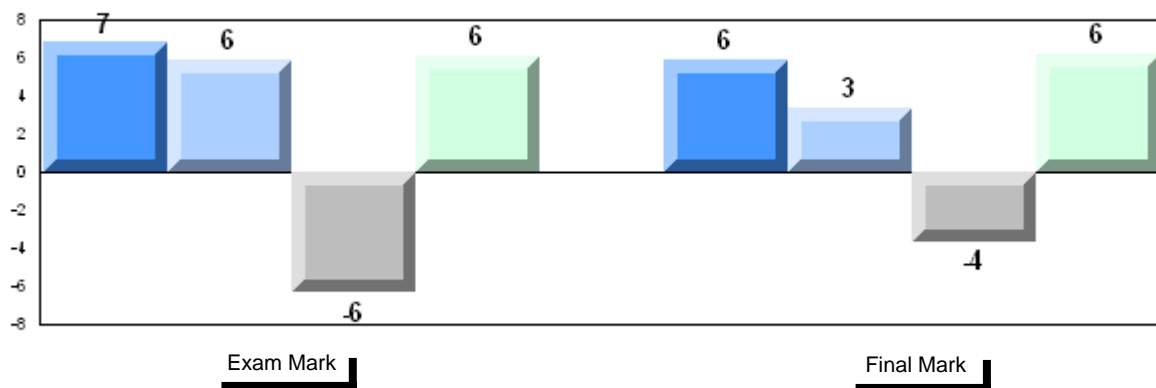
P

P

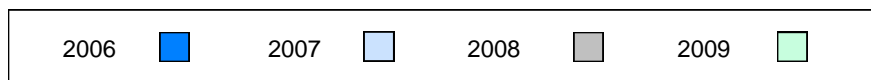
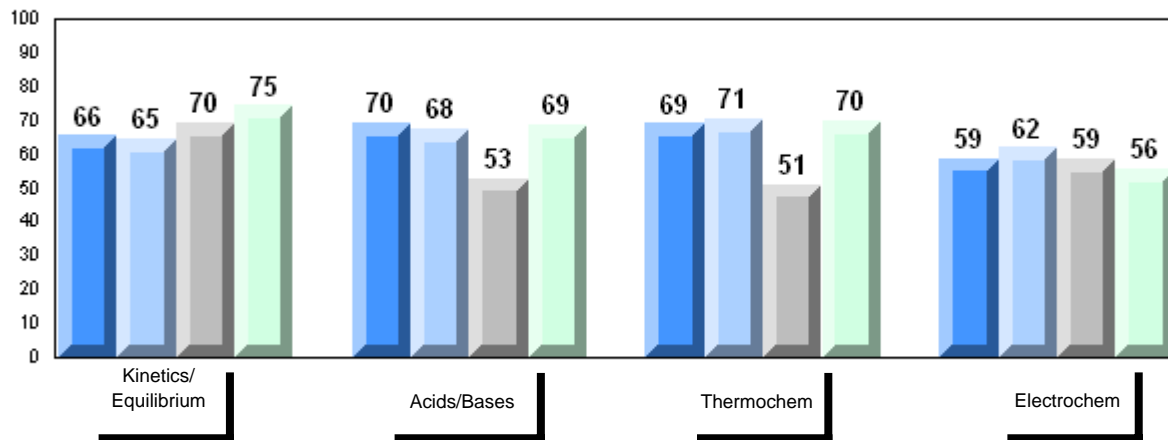
Average Mark, 2006-2009



Difference from Provincial Mean, 2006-2009



4 Year Public Exam (Subtest) Mark Trend 2006-2009



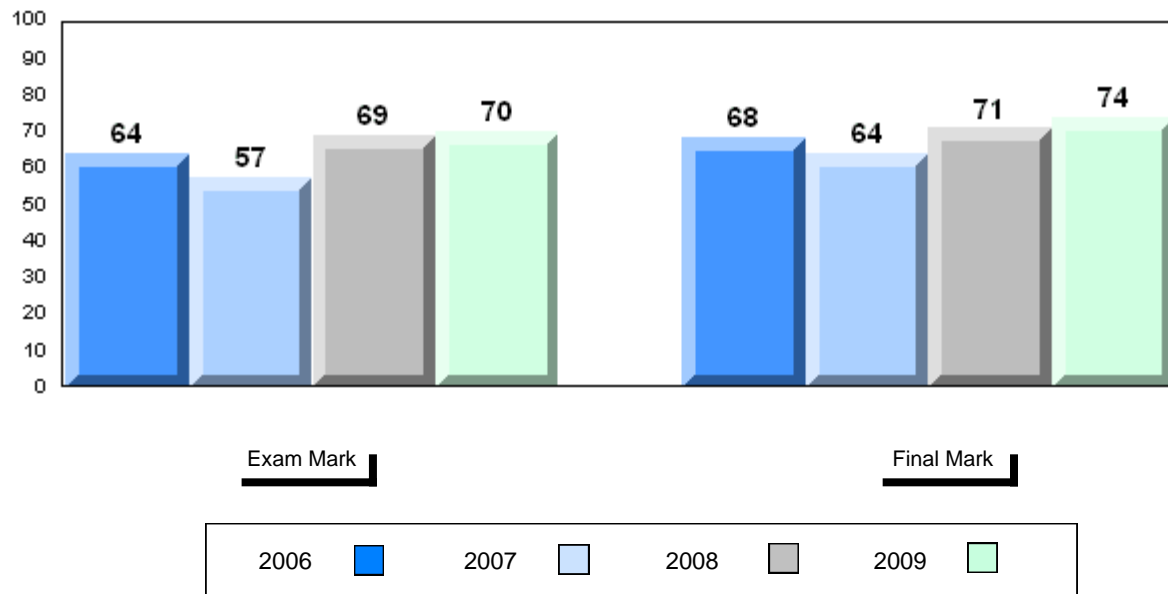
District 4 - Eastern

#307 - Mobile Central High, Mobile

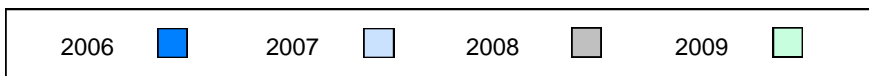
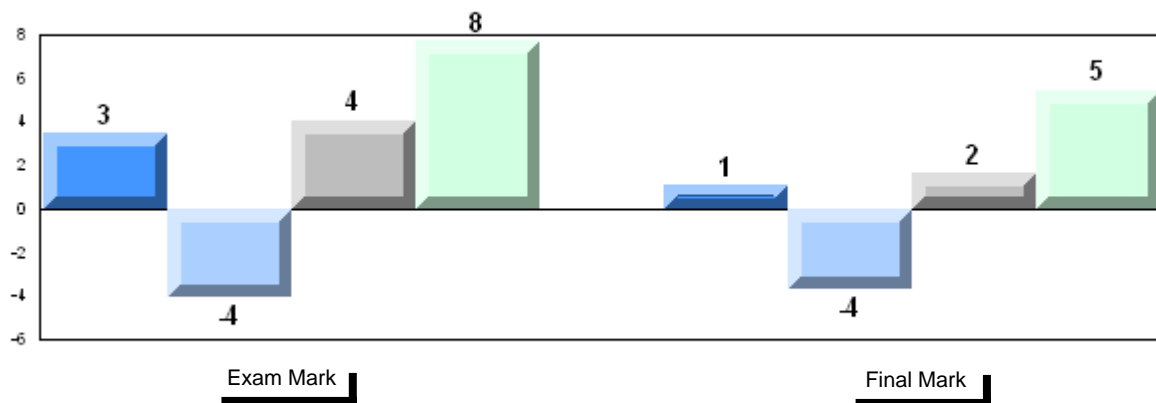
Grades: 7-12

Number of Students	8						
		Public Exam Mark	School vs District	School vs Province	Final Mark	School vs District	School vs Province
Chemistry 3202	School	69.9	P	P			
	District	63.4			73.8	P	P
	Province	62.2			69.2		
Subtest					68.3		
Kinetics/Equilibrium	School	75.0	P	P			
	District	69.2					
	Province	68.5					
Acids/Bases	School	64.4	P	P			
	District	60.7					
	Province	59.6					
Thermochem	School	70.3	P	P			
	District	64.2					
	Province	63.6					
Electrochem	School	69.7	P	P			
	District	58.6					
	Province	55.6					

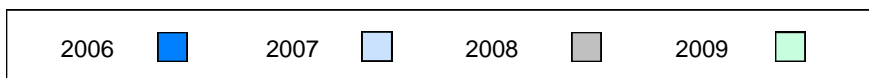
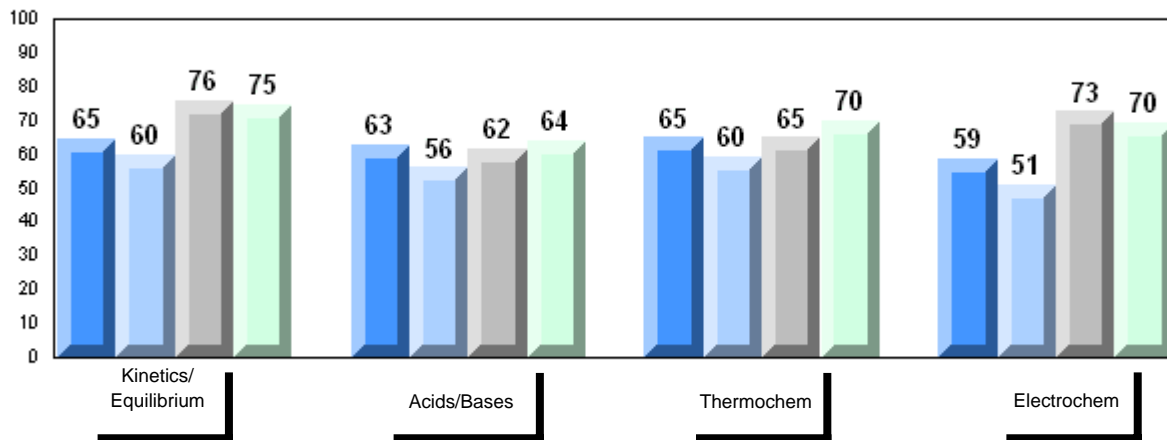
Average Mark, 2006-2009



Difference from Provincial Mean, 2006-2009



4 Year Public Exam (Subtest) Mark Trend 2006-2009



District 4 - Eastern

#311 - Mount Pearl Senior High, Mount Pearl

Grades: 10-12

Number of Students 46

Chemistry 3202

School
 District
 Province

Public Exam Mark

School vs District School vs Province

60.4
 63.4
 62.2

q

q

Final Mark

School vs District School vs Province

67.4
 69.2
 68.3

q

q

Subtest

**Kinetics/
 Equilibrium**

School
 District
 Province

69.6
 69.2
 68.5

p

P

Acids/Bases

School
 District
 Province

53.2
 60.7
 59.6

q

q

Thermochem

School
 District
 Province

64.3
 64.2
 63.6

p

P

Electrochem

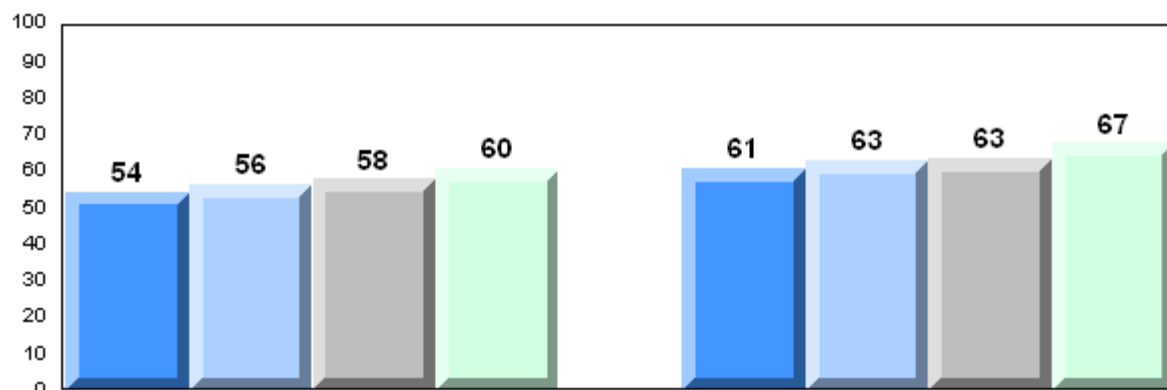
School
 District
 Province

53.6
 58.6
 55.6

q

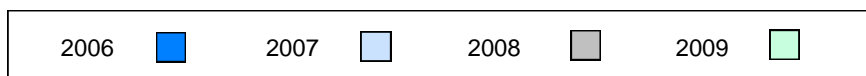
q

Average Mark, 2006-2009

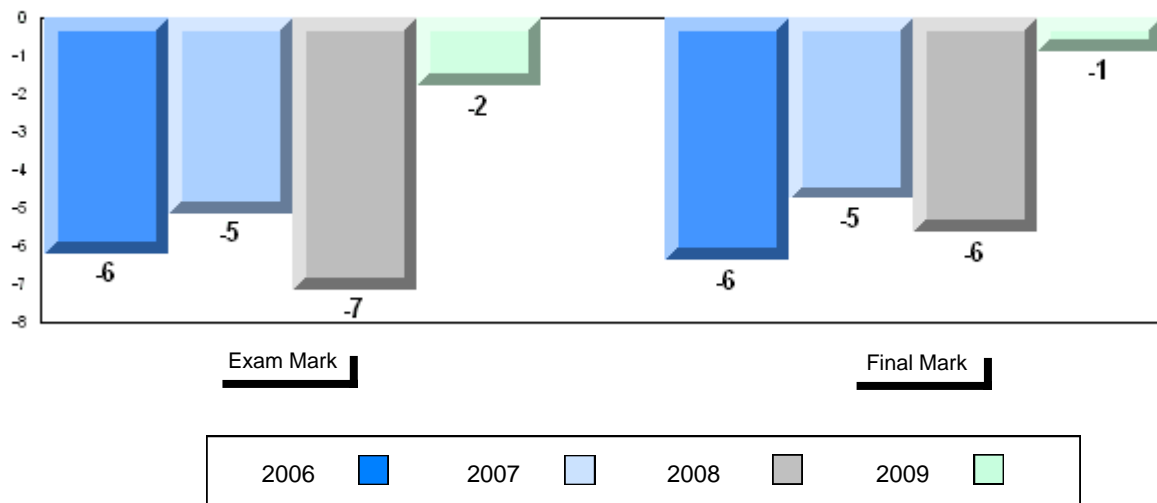


Exam Mark

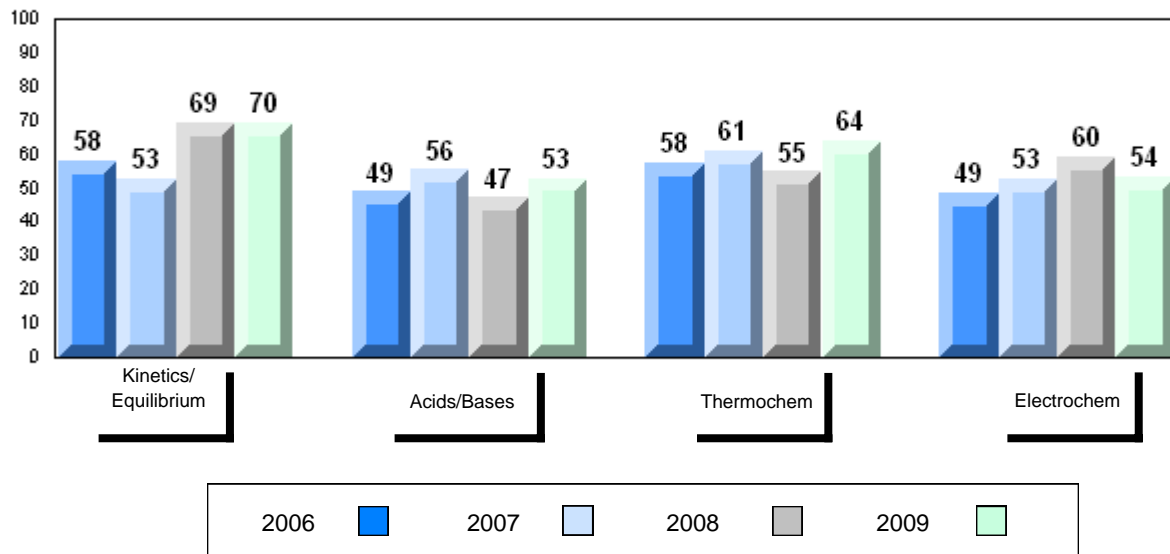
Final Mark



Difference from Provincial Mean, 2006-2009



4 Year Public Exam (Subtest) Mark Trend 2006-2009



District 4 - Eastern

#313 - O'Donel High School, Mount Pearl

Grades: 10-12

Number of Students 80

Chemistry 3202

School
 District
 Province

Public Exam Mark

School vs District

School vs Province

65.9
 63.4
 62.2

P

P

Final Mark

School vs District

School vs Province

74.2
 69.2
 68.3

P

P

Subtest

Kinetics/ Equilibrium

School
 District
 Province

69.5
 69.2
 68.5

P

P

Acids/Bases

School
 District
 Province

66.9
 60.7
 59.6

P

P

Thermochem

School
 District
 Province

64.9
 64.2
 63.6

P

P

Electrochem

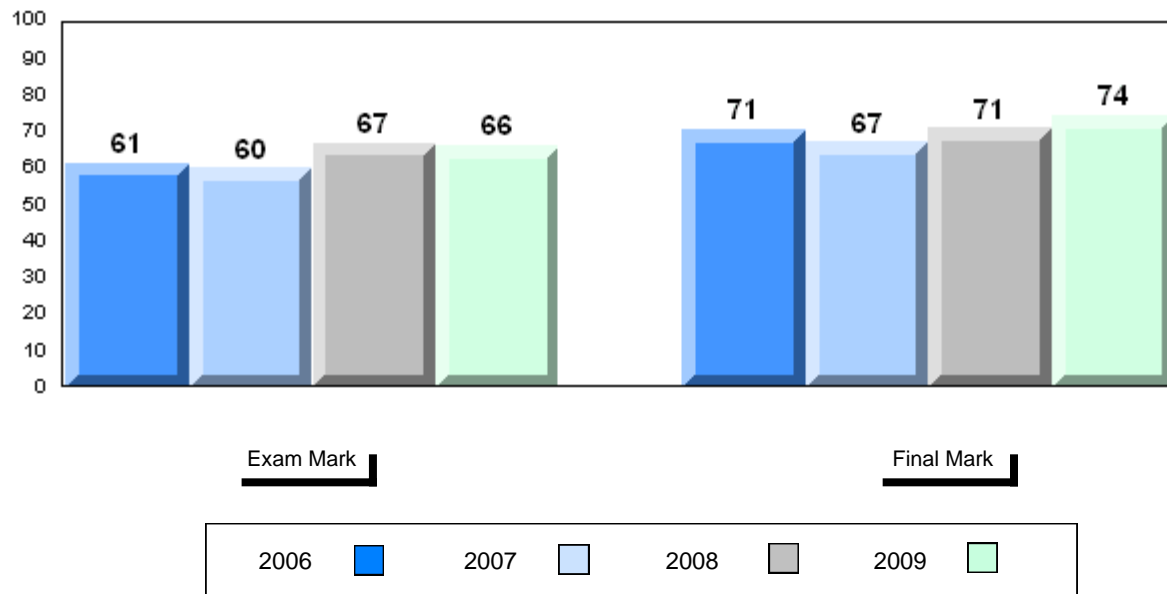
School
 District
 Province

60.1
 58.6
 55.6

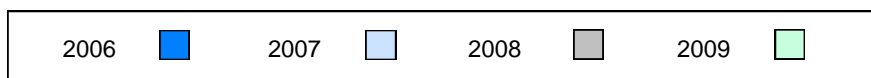
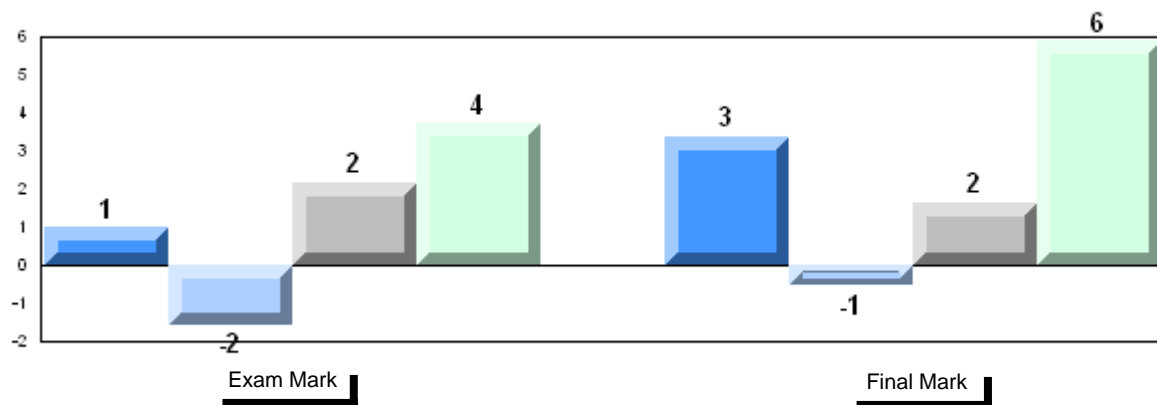
P

P

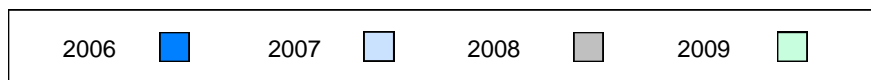
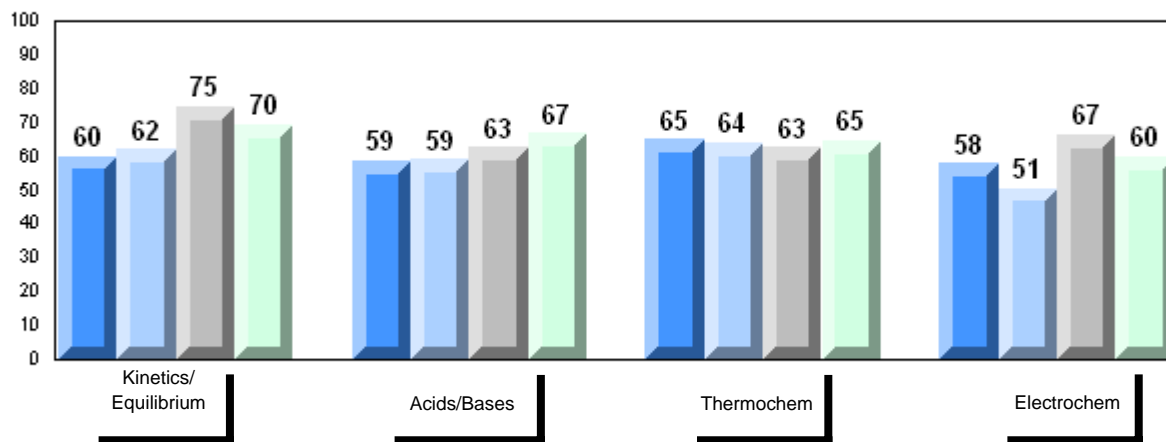
Average Mark, 2006-2009



Difference from Provincial Mean, 2006-2009



4 Year Public Exam (Subtest) Mark Trend 2006-2009



District 4 - Eastern

#327 - Bishops College High, St. John's

Grades: 10-12

Number of Students 60

Chemistry 3202

School
 District
 Province

Public Exam Mark

School vs District

School vs Province

69.9
 63.4
 62.2

P

P

Final Mark

School vs District

School vs Province

73.9
 69.2
 68.3

P

P

Subtest

**Kinetics/
 Equilibrium**

School
 District
 Province

73.5
 69.2
 68.5

P

P

Acids/Bases

School
 District
 Province

69.1
 60.7
 59.6

P

P

Thermochem

School
 District
 Province

68.6
 64.2
 63.6

P

P

Electrochem

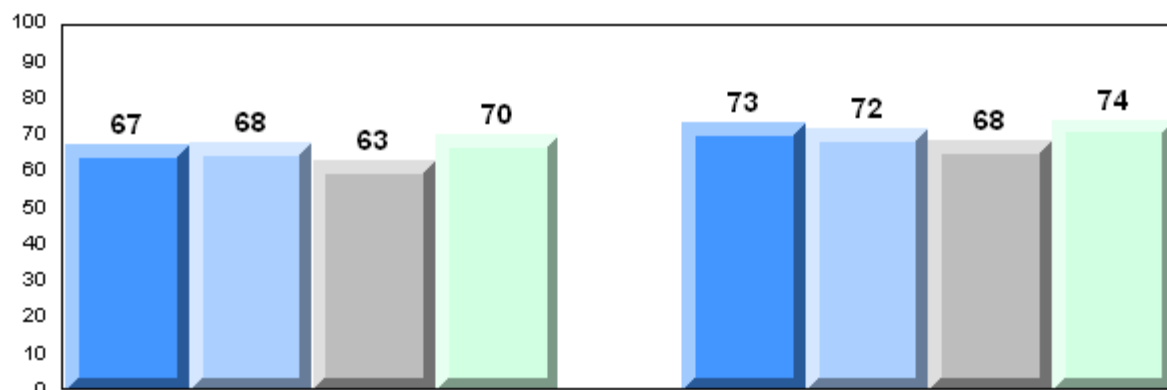
School
 District
 Province

66.8
 58.6
 55.6

P

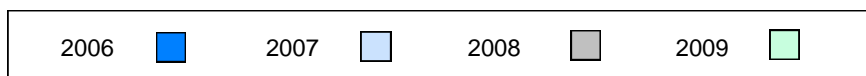
P

Average Mark, 2006-2009

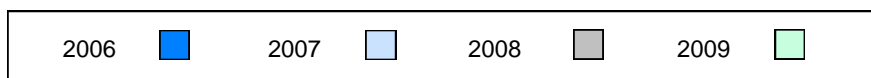
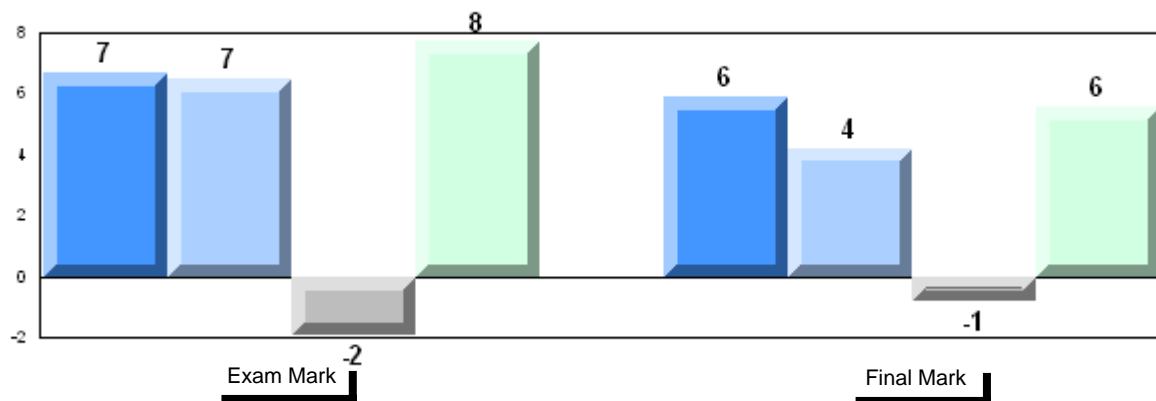


Exam Mark

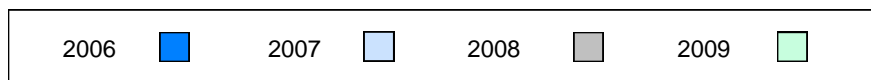
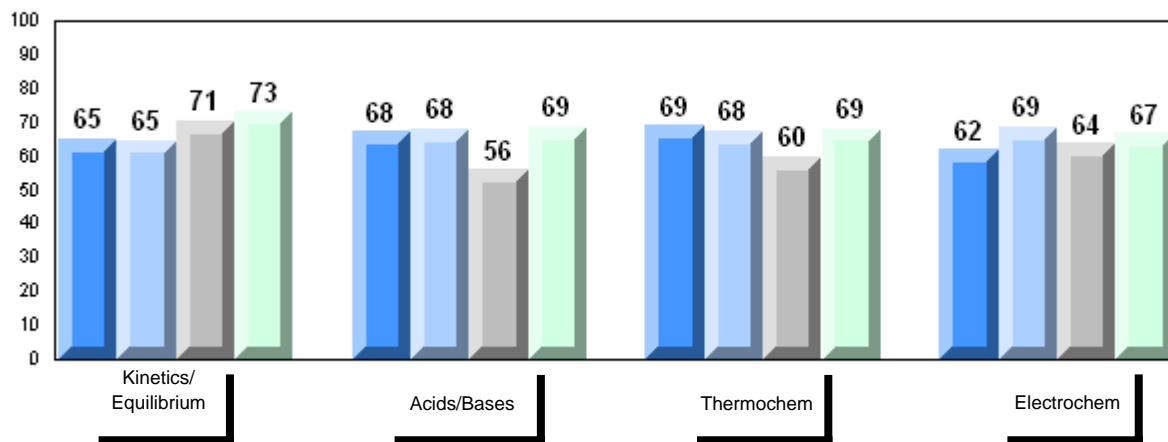
Final Mark



Difference from Provincial Mean, 2006-2009



4 Year Public Exam (Subtest) Mark Trend 2006-2009



District 4 - Eastern

#328 - Booth Memorial High School, St. John's

Grades: 10-12

Number of Students 36

Chemistry 3202

School
 District
 Province

Public Exam Mark

School vs District

School vs Province

65.3
 63.4
 62.2

P

P

Final Mark

School vs District

School vs Province

71.8
 69.2
 68.3

P

P

Subtest

**Kinetics/
 Equilibrium**

School
 District
 Province

69.1
 69.2
 68.5

q

P

Acids/Bases

School
 District
 Province

65.1
 60.7
 59.6

P

P

Thermochem

School
 District
 Province

63.4
 64.2
 63.6

q

q

Electrochem

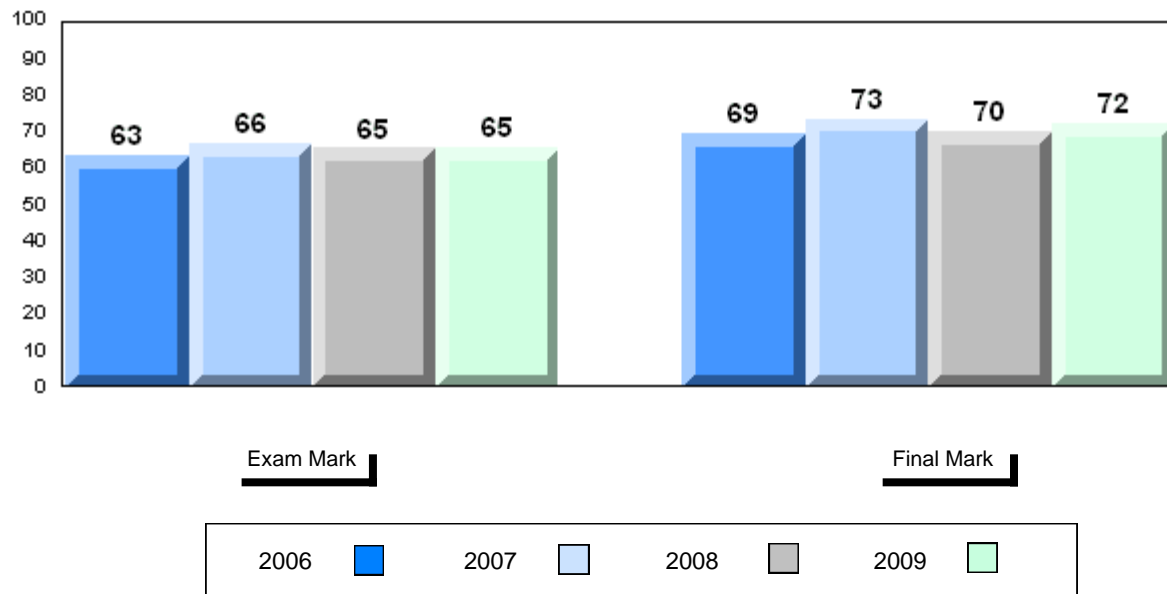
School
 District
 Province

62.0
 58.6
 55.6

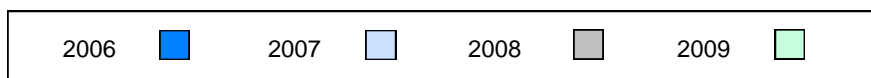
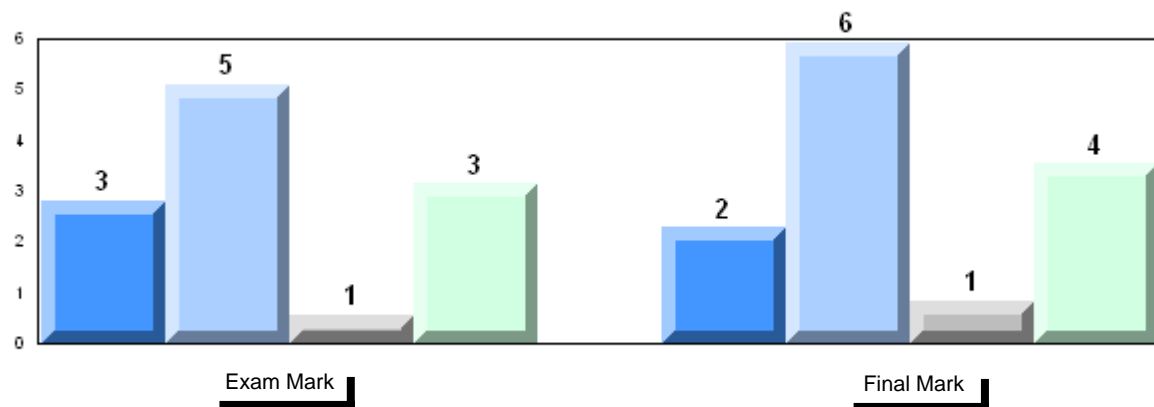
P

P

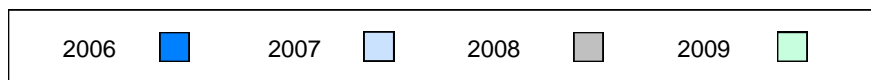
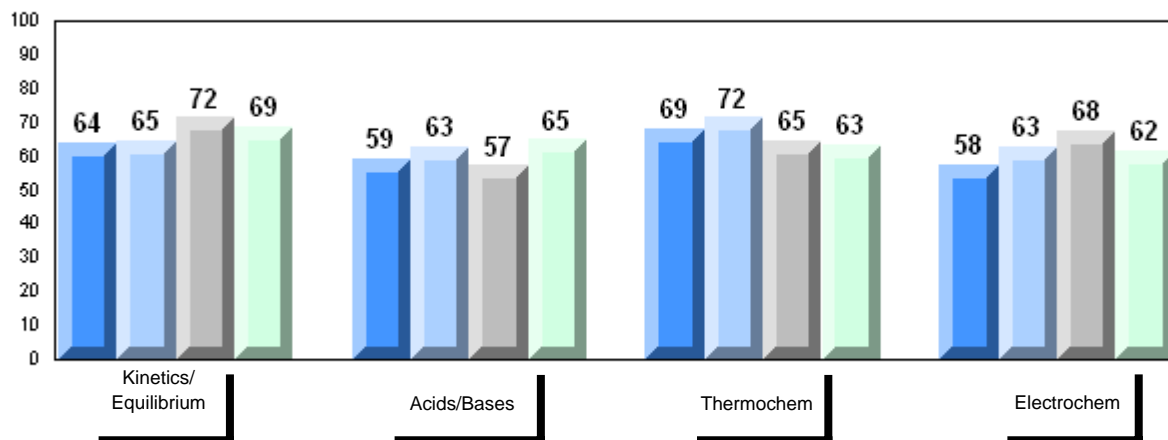
Average Mark, 2006-2009



Difference from Provincial Mean, 2006-2009



4 Year Public Exam (Subtest) Mark Trend 2006-2009



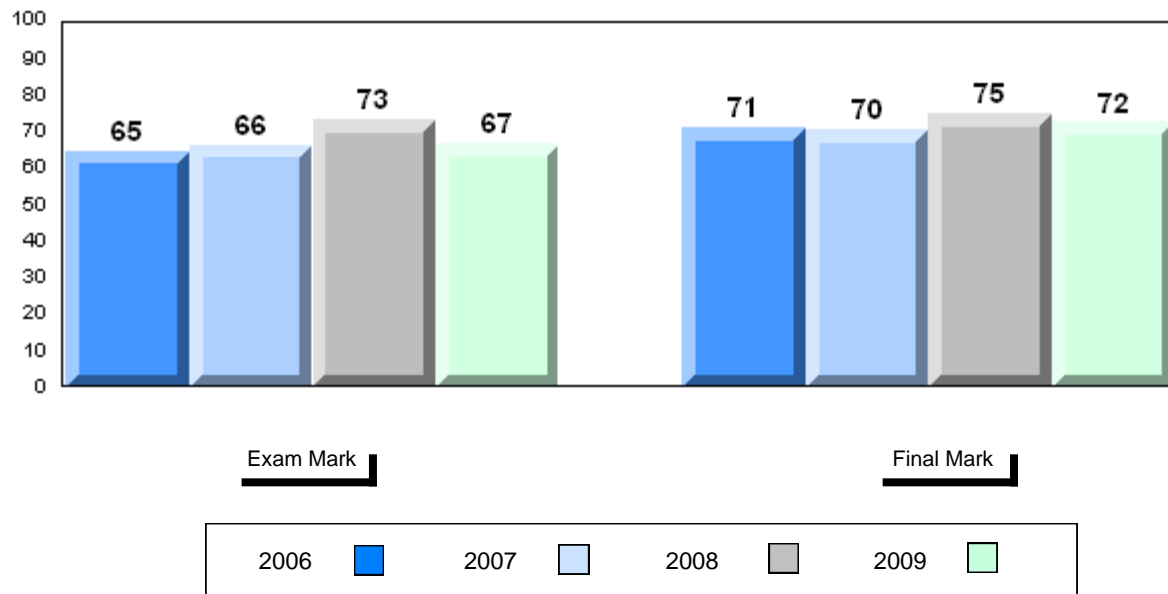
District 4 - Eastern

#336 - Gonzaga Regional High, St. John's

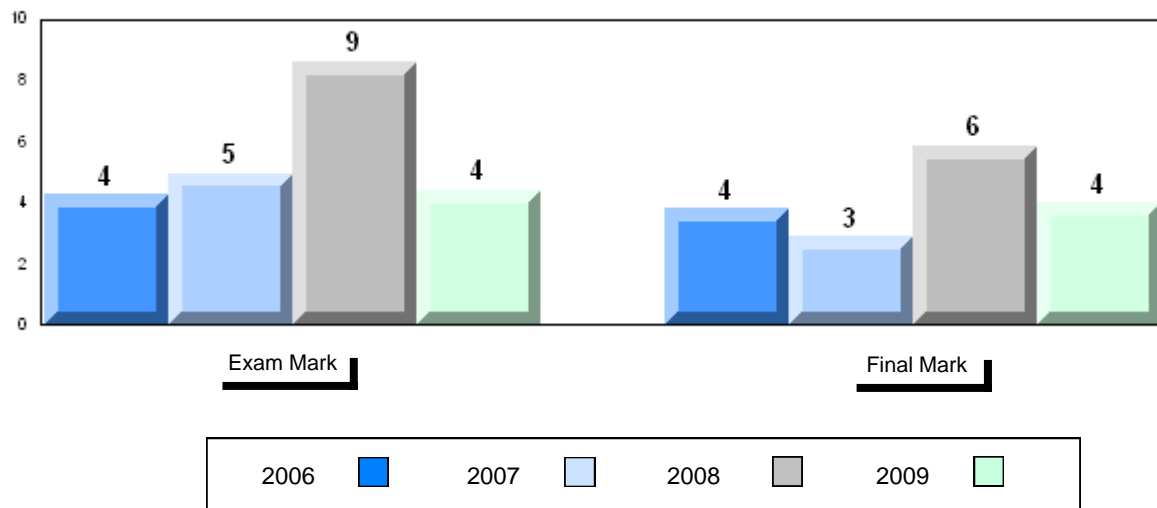
Grades: 10-12

Number of Students	149						
		Public Exam Mark	School vs District	School vs Province	Final Mark	School vs District	School vs Province
Chemistry 3202	School	66.6	P	P	72.3	P	P
	District	63.4			69.2		
	Province	62.2			68.3		
<u>Subtest</u>							
Kinetics/Equilibrium	School	73.0	P	P			
	District	69.2					
	Province	68.5					
Acids/Bases	School	63.9	P	P			
	District	60.7					
	Province	59.6					
Thermochem	School	65.7	P	P			
	District	64.2					
	Province	63.6					
Electrochem	School	62.6	P	P			
	District	58.6					
	Province	55.6					

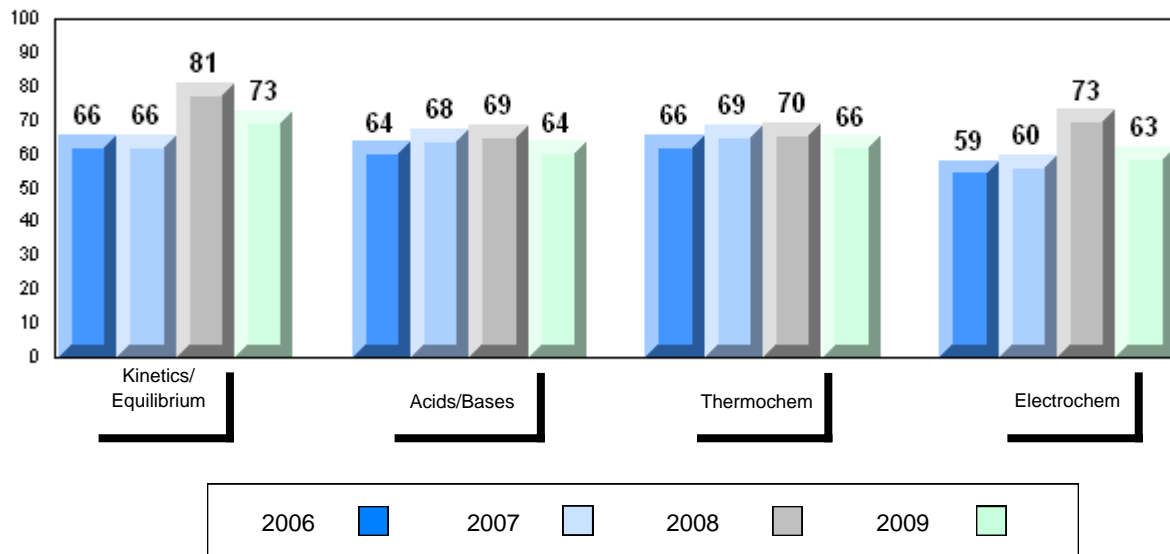
Average Mark, 2006-2009



Difference from Provincial Mean, 2006-2009



4 Year Public Exam (Subtest) Mark Trend 2006-2009



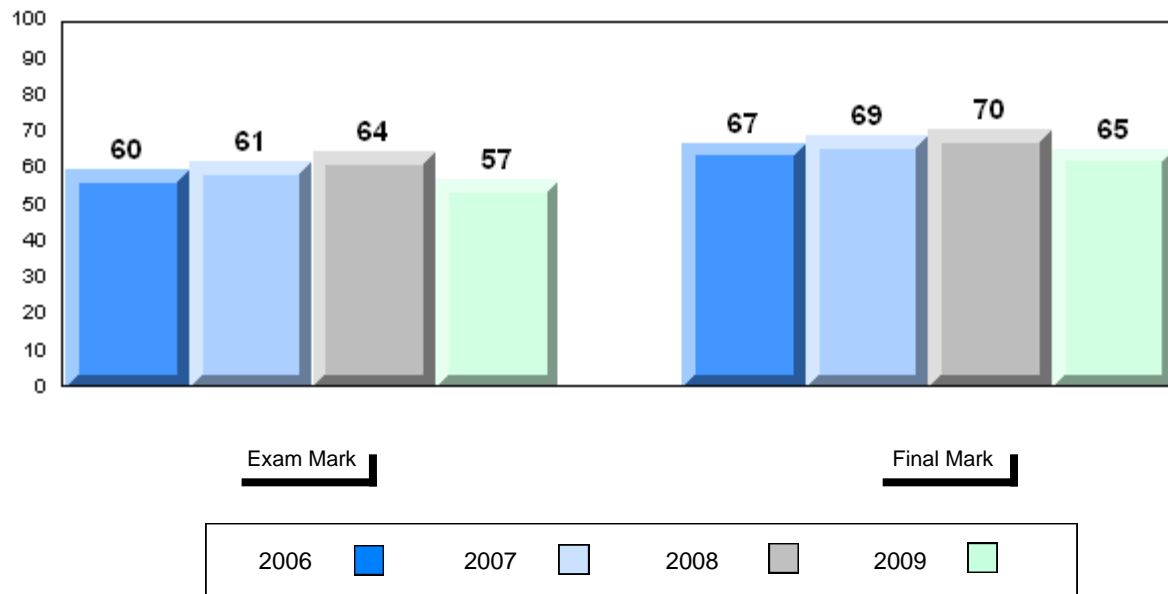
District 4 - Eastern

#340 - Holy Heart of Mary Regional High, St. John's

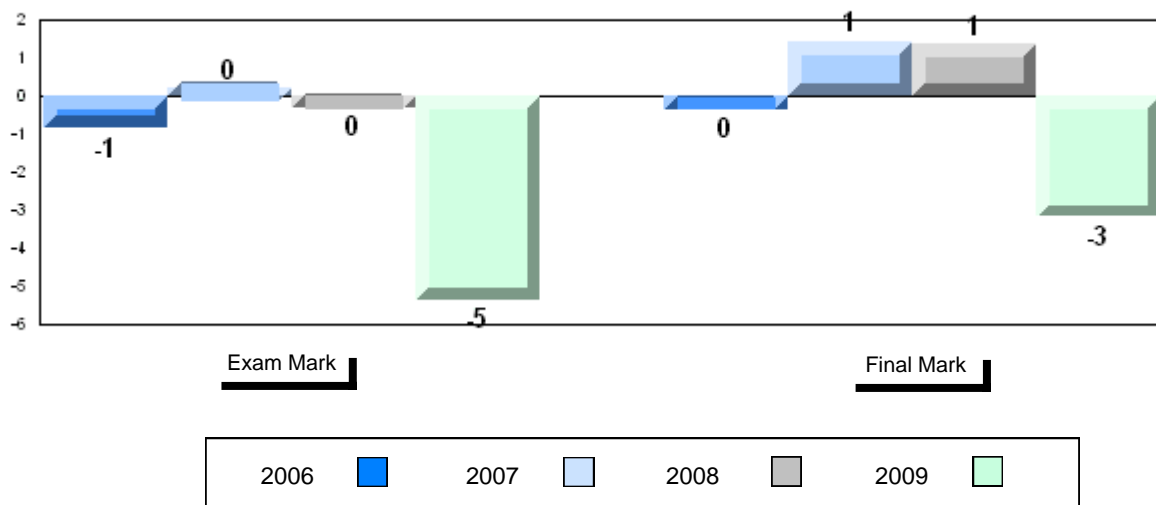
Grades: 10-12

Number of Students	94					
		Public Exam Mark	School vs District	School vs Province	Final Mark	School vs District / School vs Province
Chemistry 3202	School	56.8	q	q	65.1	q / q
	District	63.4			69.2	
	Province	62.2			68.3	
Subtest						
Kinetics/ Equilibrium	School	63.8	q	q		
	District	69.2				
	Province	68.5				
Acids/Bases	School	50.9	q	q		
	District	60.7				
	Province	59.6				
Thermochem	School	60.9	q	q		
	District	64.2				
	Province	63.6				
Electrochem	School	55.3	q	q		
	District	58.6				
	Province	55.6				

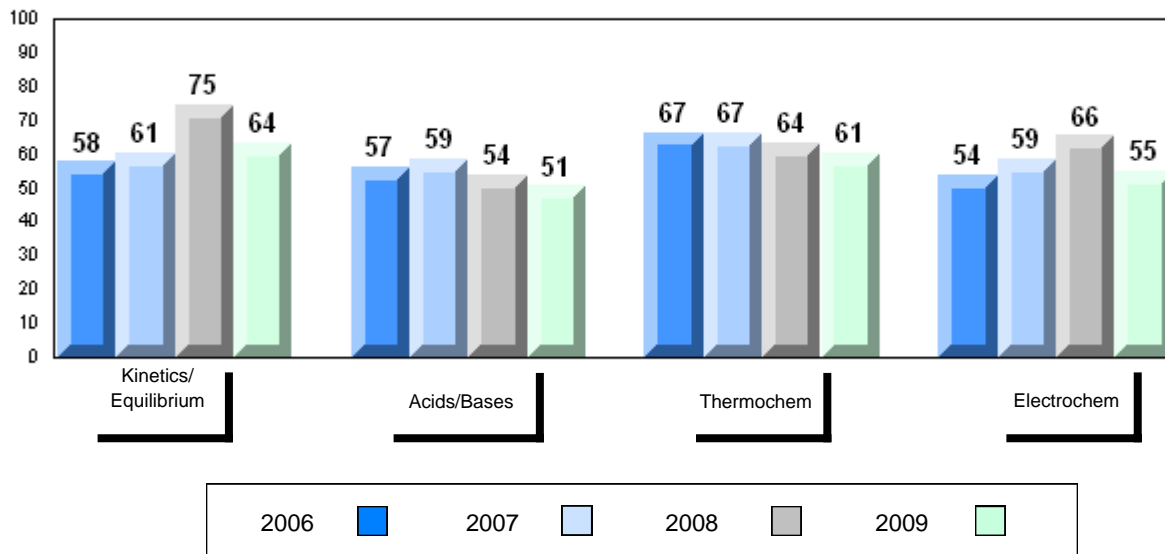
Average Mark, 2006-2009



Difference from Provincial Mean, 2006-2009



4 Year Public Exam (Subtest) Mark Trend 2006-2009



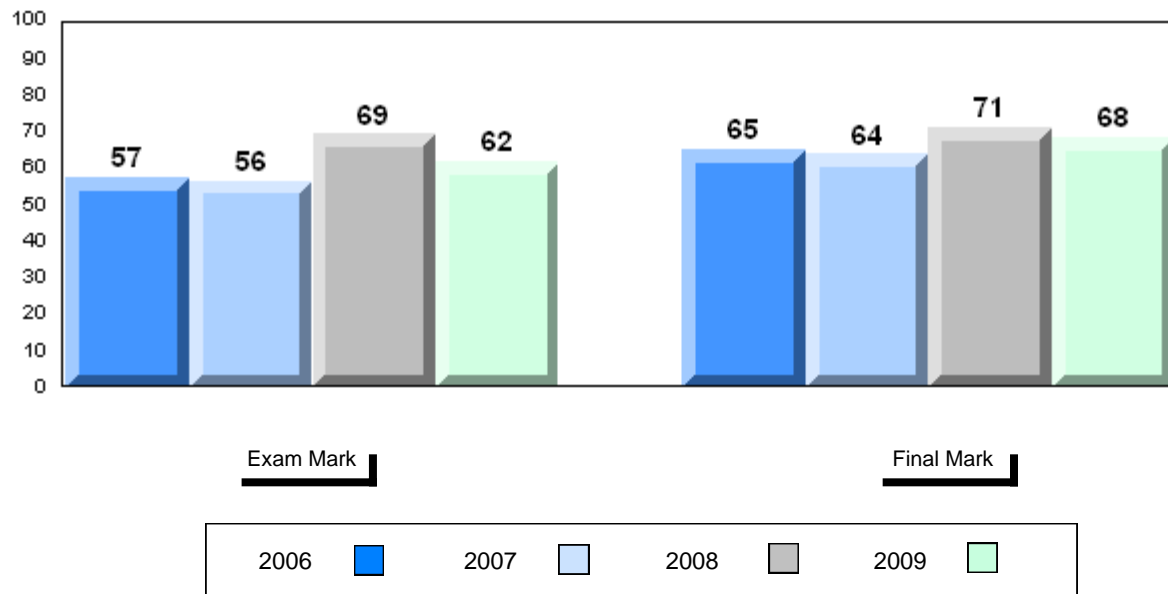
District 4 - Eastern

#347 - Prince of Wales Collegiate, St. John's

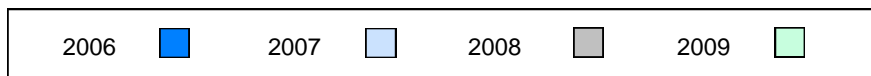
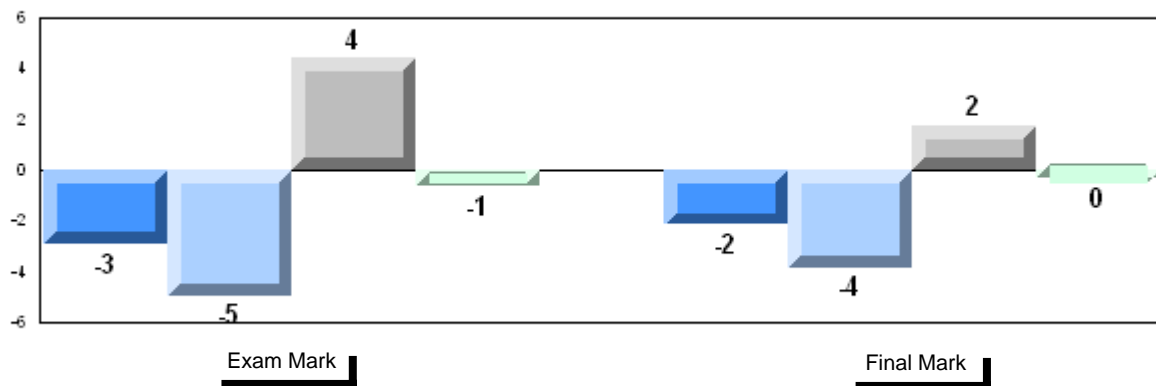
Grades: 10-12

Number of Students	101						
		Public Exam Mark	School vs District	School vs Province	Final Mark	School vs District	School vs Province
Chemistry 3202	School	61.5	q	q	68.0	q	q
	District	63.4			69.2		
	Province	62.2			68.3		
<u>Subtest</u>							
Kinetics/Equilibrium	School	64.8	q	q			
	District	69.2					
	Province	68.5					
Acids/Bases	School	60.3	q	p			
	District	60.7					
	Province	59.6					
Thermochem	School	63.0	q	q			
	District	64.2					
	Province	63.6					
Electrochem	School	57.7	q	p			
	District	58.6					
	Province	55.6					

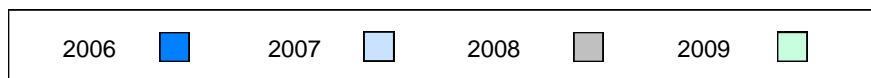
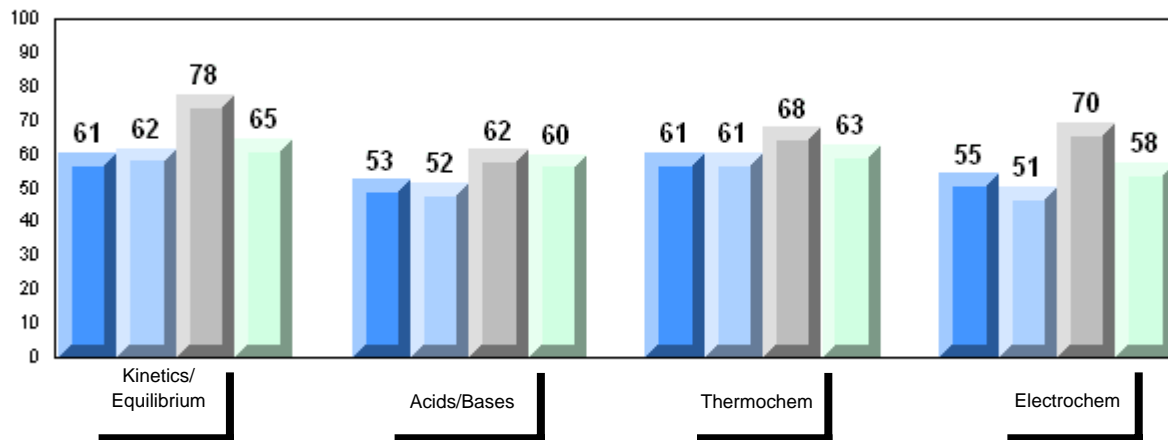
Average Mark, 2006-2009



Difference from Provincial Mean, 2006-2009



4 Year Public Exam (Subtest) Mark Trend 2006-2009



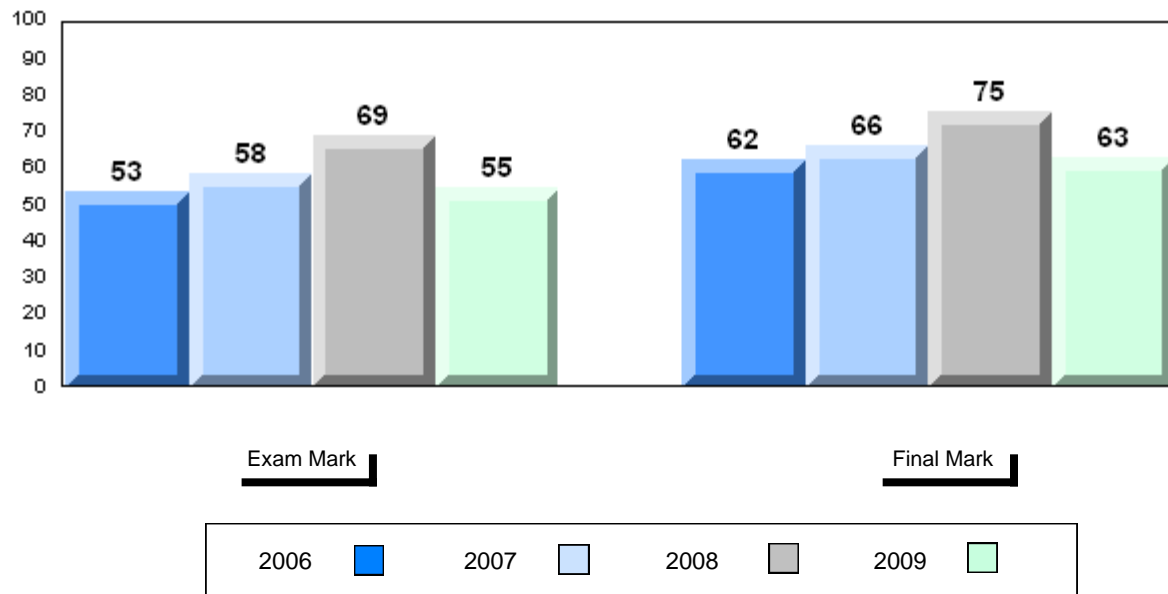
District 4 - Eastern

#354 - St. Kevin's High, St. John's (Goulds)

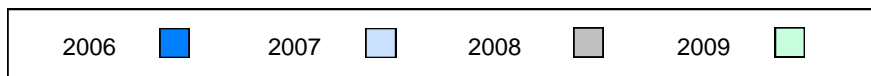
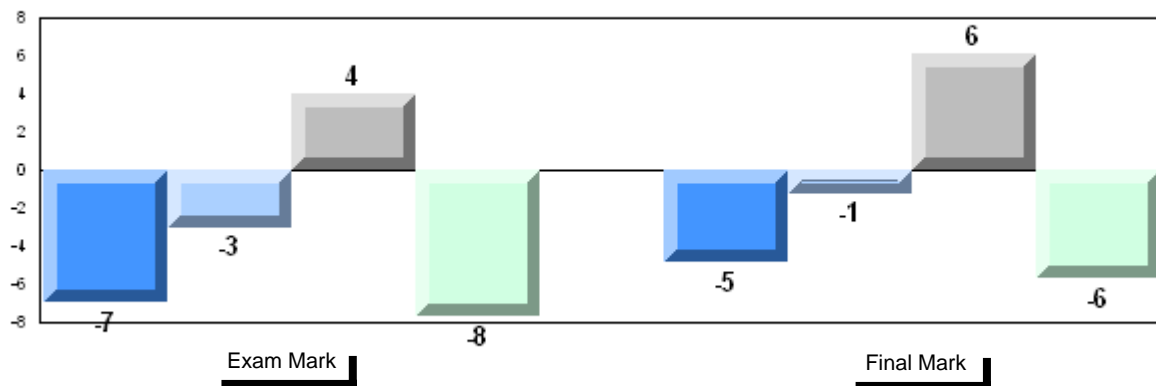
Grades: 10-12

Number of Students	8						
		Public Exam Mark	School vs District	School vs Province	Final Mark	School vs District	School vs Province
Chemistry 3202	School	54.5	q	q	62.6	q	q
	District	63.4			69.2		
	Province	62.2			68.3		
<u>Subtest</u>							
Kinetics/Equilibrium	School	58.3	q	q			
	District	69.2					
	Province	68.5					
Acids/Bases	School	49.0	q	q			
	District	60.7					
	Province	59.6					
Thermochem	School	63.3	q	q			
	District	64.2					
	Province	63.6					
Electrochem	School	45.9	q	q			
	District	58.6					
	Province	55.6					

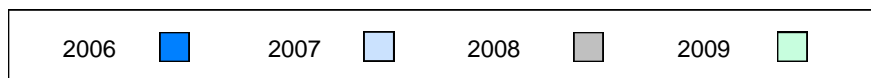
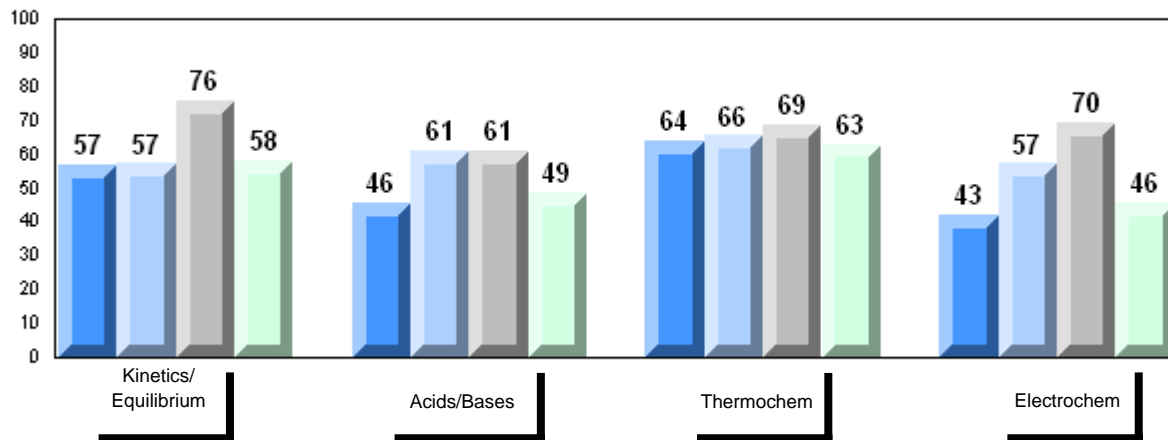
Average Mark, 2006-2009



Difference from Provincial Mean, 2006-2009



4 Year Public Exam (Subtest) Mark Trend 2006-2009



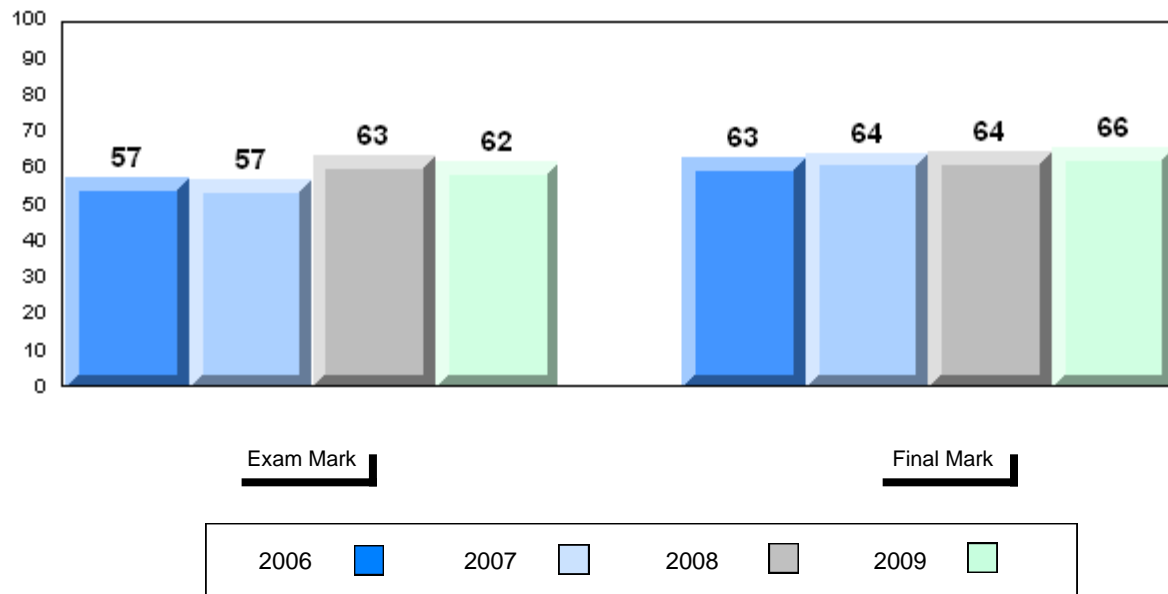
District 4 - Eastern

#368 - Holy Trinity High, Torbay

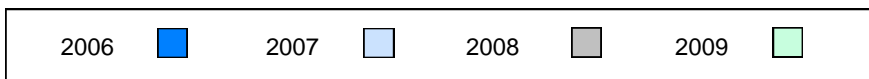
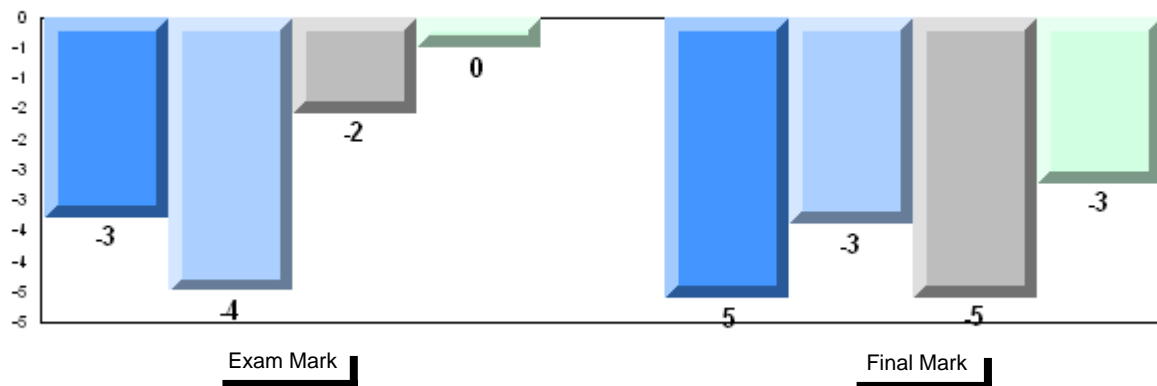
Grades: 7-12

Number of Students	39						
		Public Exam Mark	School vs District	School vs Province	Final Mark	School vs District	School vs Province
Chemistry 3202	School	61.7	q	q	65.6	q	q
	District	63.4			69.2		
	Province	62.2			68.3		
<u>Subtest</u>							
Kinetics/Equilibrium	School	68.9	q	P			
	District	69.2					
	Province	68.5					
Acids/Bases	School	62.2	P	P			
	District	60.7					
	Province	59.6					
Thermochem	School	58.8	q	q			
	District	64.2					
	Province	63.6					
Electrochem	School	56.6	q	P			
	District	58.6					
	Province	55.6					

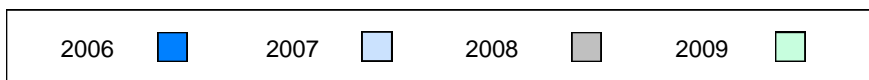
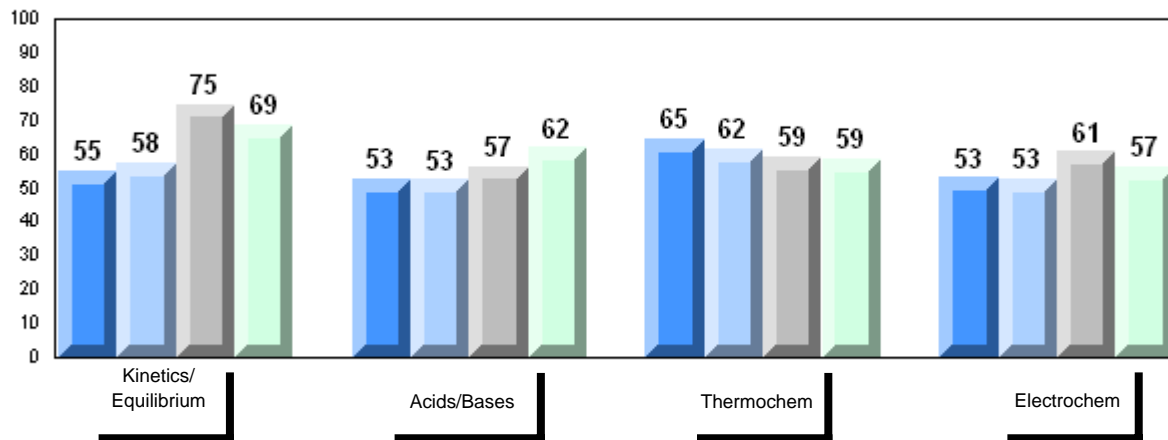
Average Mark, 2006-2009



Difference from Provincial Mean, 2006-2009



4 Year Public Exam (Subtest) Mark Trend 2006-2009



District 4 - Eastern

#370 - Stella Maris Academy, Trepassey

Grades: K-12

Number of Students 4

Chemistry 3202 School
 District
 Province

Subtest

**Kinetics/
 Equilibrium** School
 District
 Province

Acids/Bases School
 District
 Province

Thermochem School
 District
 Province

Electrochem School
 District
 Province

Public Exam Mark	School vs District	School vs Province
School data with 5 or fewer students withheld for reasons of confidentiality		

Final Mark	School vs District	School vs Province
School data with 5 or fewer students withheld for reasons of confidentiality		

Average Mark, 2006-2009

School data with 5 or fewer students withheld for reasons of confidentiality

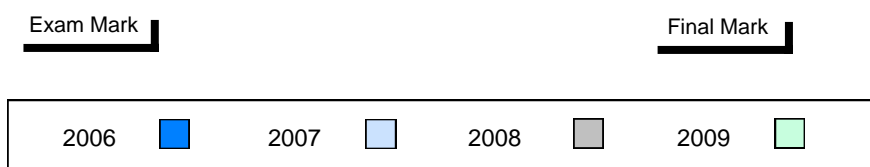
Exam Mark

Final Mark



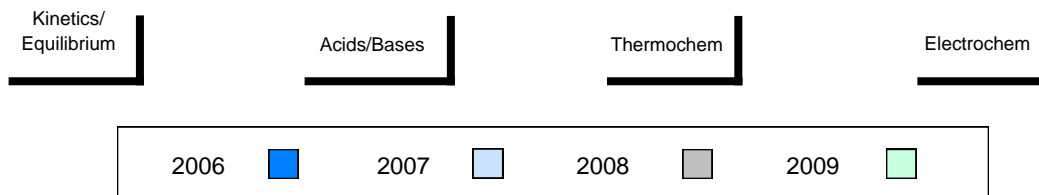
Difference from Provincial Mean, 2006-2009

School data with 5 or fewer students withheld for reasons of confidentiality



4 Year Public Exam (Subtest) Mark Trend 2006-2009

School data with 5 or fewer students withheld for reasons of confidentiality



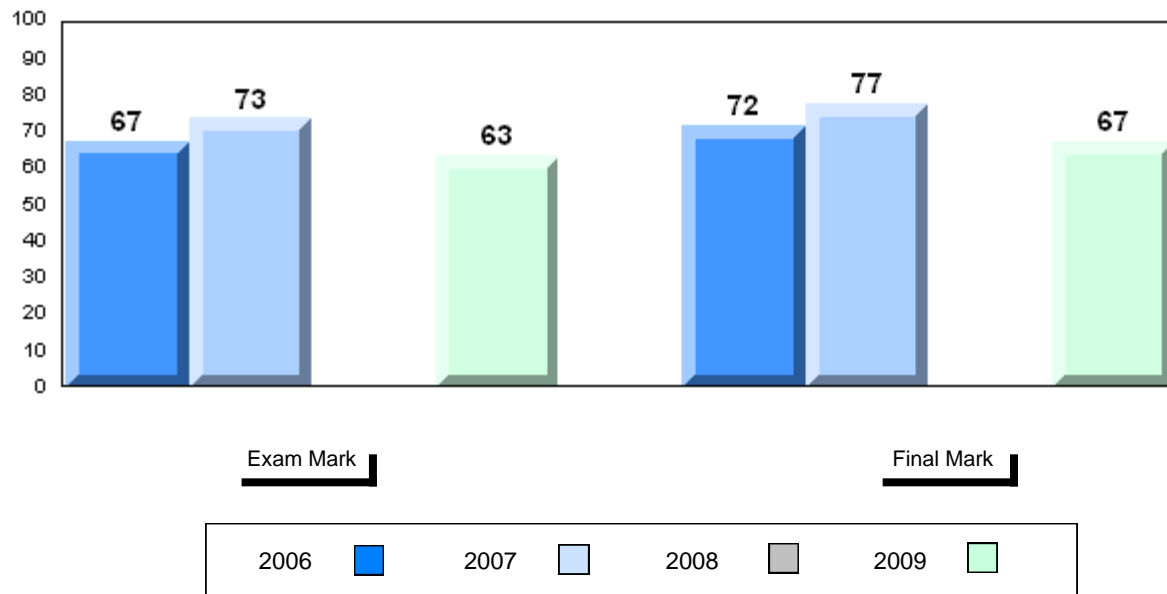
District 4 - Eastern

#427 - Holy Name of Mary Academy, Lawn

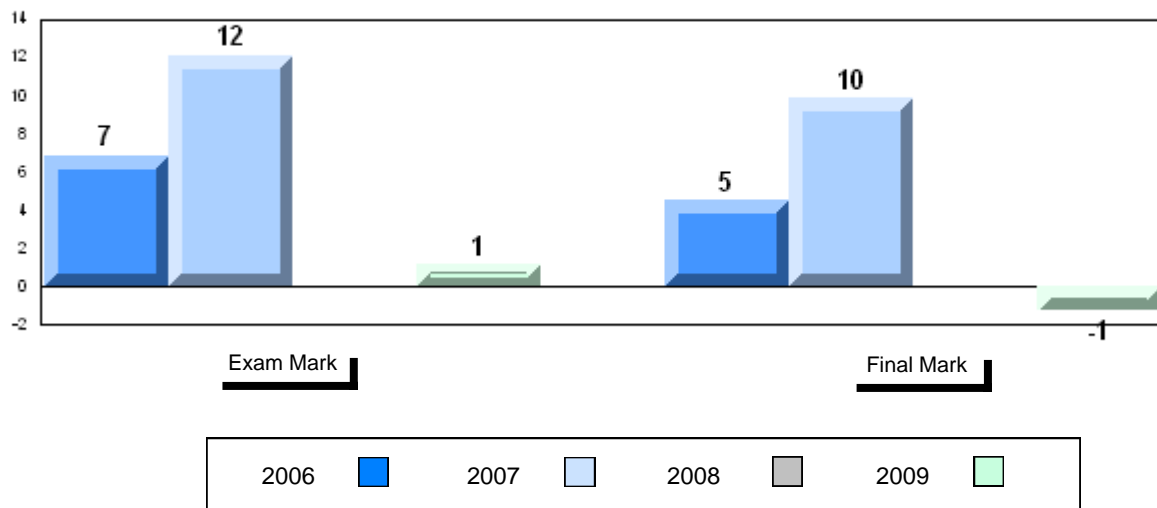
Grades: K-12

Number of Students	6						
		Public Exam Mark	School vs District	School vs Province	Final Mark	School vs District	School vs Province
Chemistry 3202	School	63.3	q	p	67.0	q	q
	District	63.4			69.2		
	Province	62.2			68.3		
<u>Subtest</u>							
Kinetics/ Equilibrium	School	65.7	q	q			
	District	69.2					
	Province	68.5					
Acids/Bases	School	60.6	q	p			
	District	60.7					
	Province	59.6					
Thermochem	School	66.7	p	p			
	District	64.2					
	Province	63.6					
Electrochem	School	59.2	p	p			
	District	58.6					
	Province	55.6					

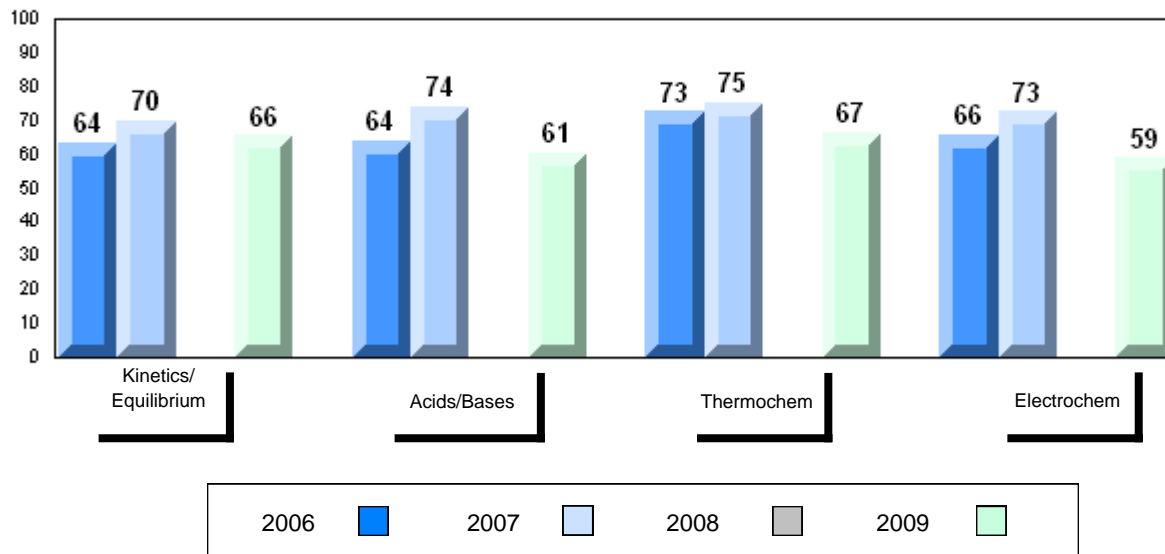
Average Mark, 2006-2009



Difference from Provincial Mean, 2006-2009



4 Year Public Exam (Subtest) Mark Trend 2006-2009



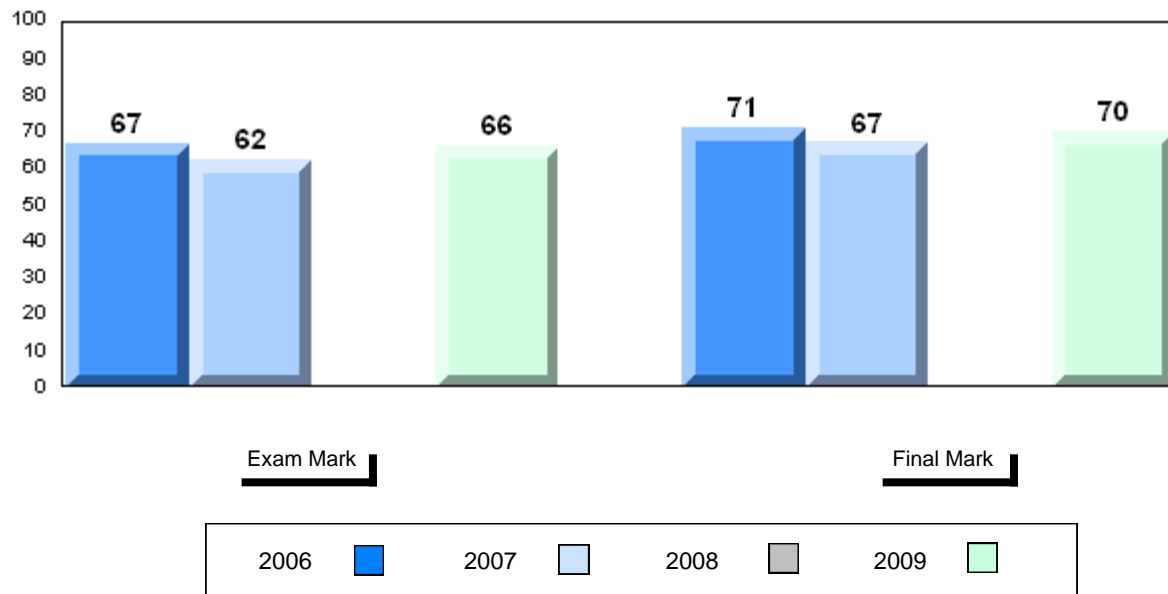
District 4 - Eastern

#430 - St. Mark's School, King's Cove

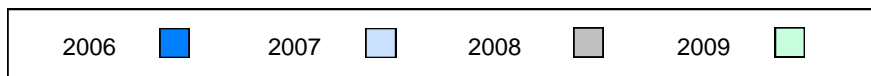
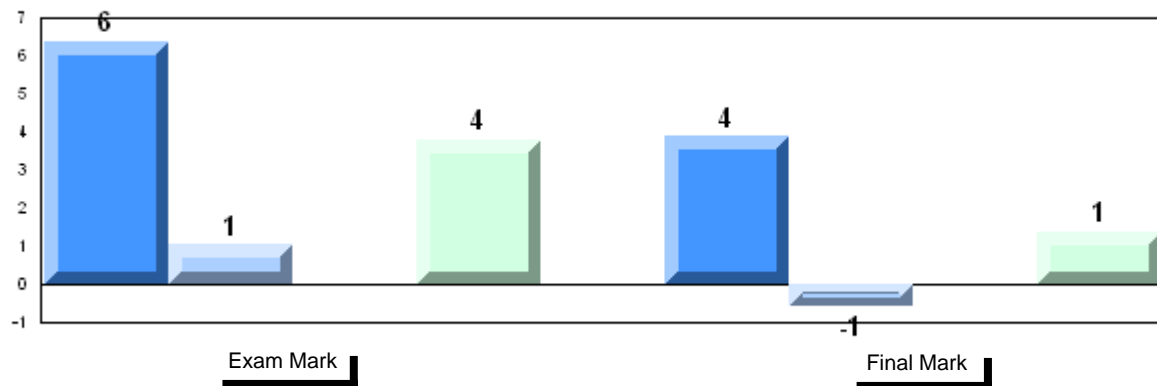
Grades: K-12

Number of Students	9						
		Public Exam Mark	School vs District	School vs Province	Final Mark	School vs District	School vs Province
Chemistry 3202	School	66.0	P	P	69.7	P	P
	District	63.4			69.2		
	Province	62.2			68.3		
<u>Subtest</u>							
Kinetics/Equilibrium	School	72.4	P	P			
	District	69.2					
	Province	68.5					
Acids/Bases	School	67.4	P	P			
	District	60.7					
	Province	59.6					
Thermochem	School	65.3	P	P			
	District	64.2					
	Province	63.6					
Electrochem	School	55.8	P	P			
	District	58.6					
	Province	55.6					

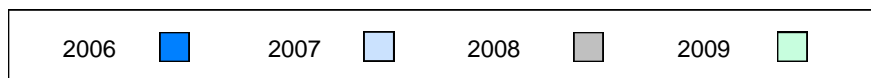
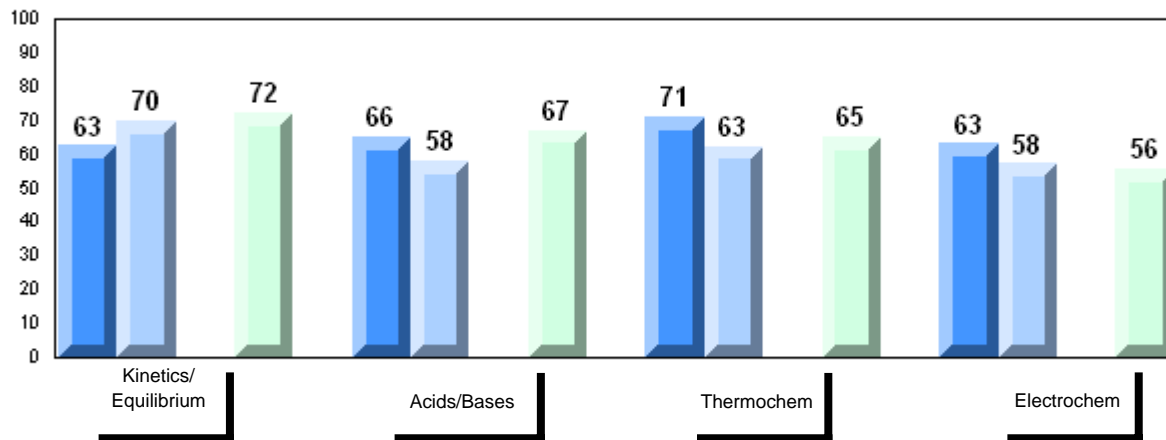
Average Mark, 2006-2009



Difference from Provincial Mean, 2006-2009



4 Year Public Exam (Subtest) Mark Trend 2006-2009



District 4 - Eastern

#431 - Southwest Arm Academy, Little Heart's Ease

Grades: K-12

Number of Students 12

Chemistry 3202

School
 District
 Province

Public Exam Mark

School vs District

School vs Province

53.3
 63.4
 62.2

q

q

Final Mark

School vs District

School vs Province

58.2
 69.2
 68.3

q

q

Subtest

Kinetics/ Equilibrium

School
 District
 Province

59.7
 69.2
 68.5

q

q

Acids/Bases

School
 District
 Province

48.1
 60.7
 59.6

q

q

Thermochem

School
 District
 Province

58.3
 64.2
 63.6

q

q

Electrochem

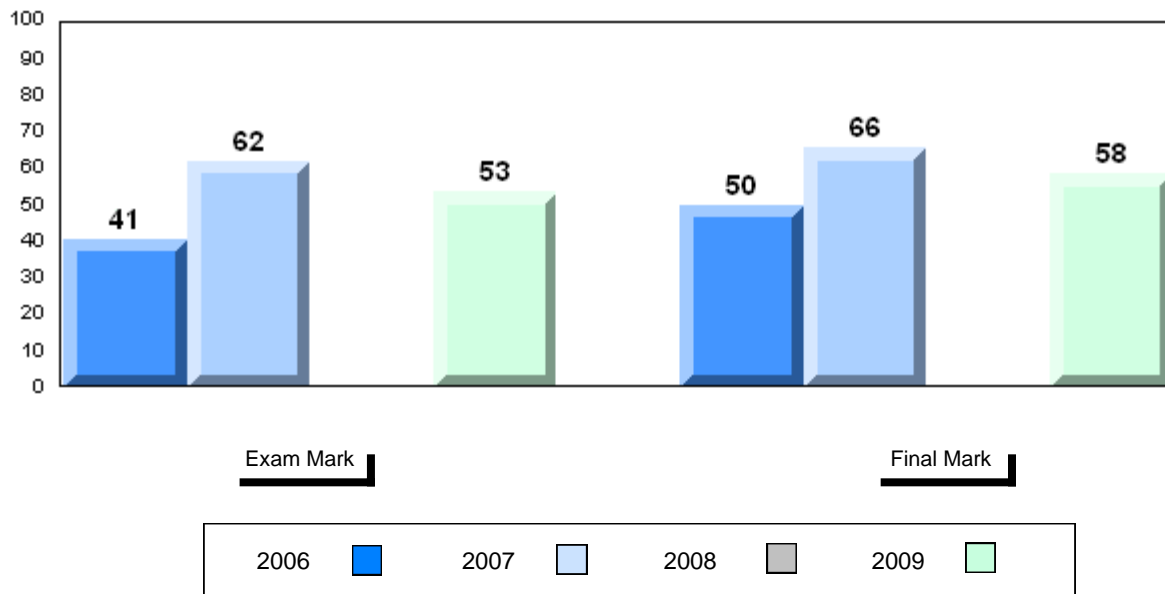
School
 District
 Province

45.2
 58.6
 55.6

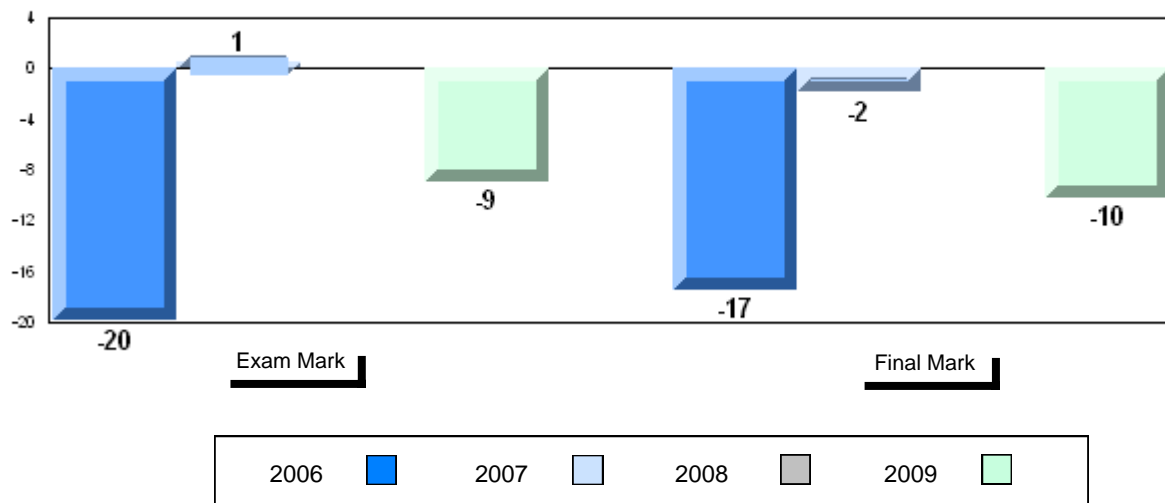
q

q

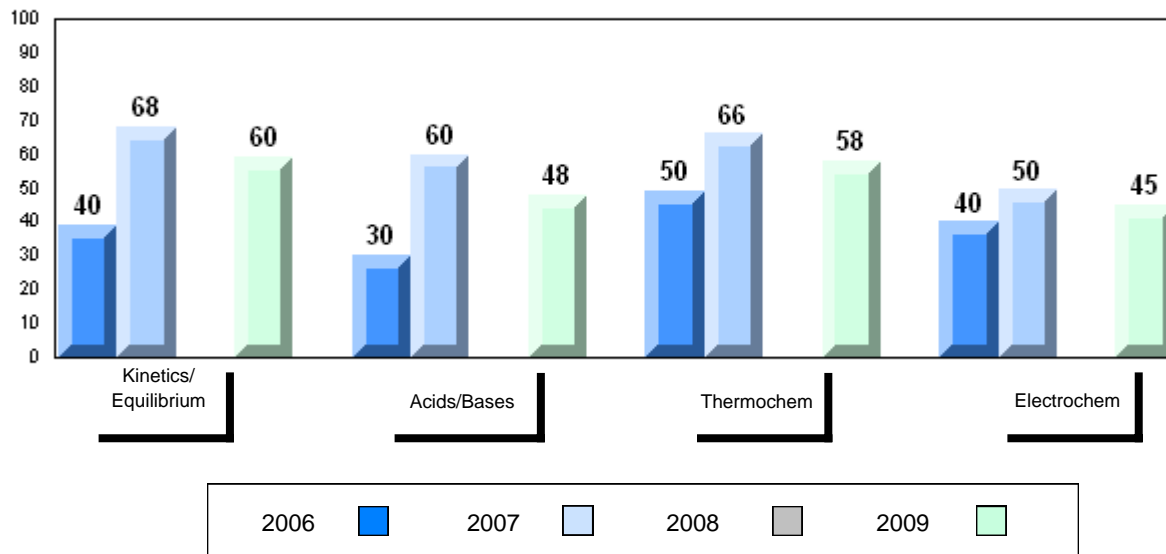
Average Mark, 2006-2009



Difference from Provincial Mean, 2006-2009



4 Year Public Exam (Subtest) Mark Trend 2006-2009



District 4 - Eastern

#447 - Baltimore School Complex, Ferryland

Grades: K-12

Number of Students 3

Chemistry 3202 School
 District
 Province

Subtest

**Kinetics/
 Equilibrium** School
 District
 Province

Acids/Bases School
 District
 Province

Thermochem School
 District
 Province

Electrochem School
 District
 Province

Public Exam Mark	School vs District	School vs Province
School data with 5 or fewer students withheld for reasons of confidentiality		

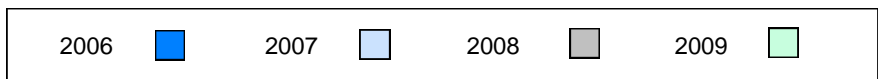
Final Mark	School vs District	School vs Province
School data with 5 or fewer students withheld for reasons of confidentiality		

Average Mark, 2006-2009

School data with 5 or fewer students withheld for reasons of confidentiality

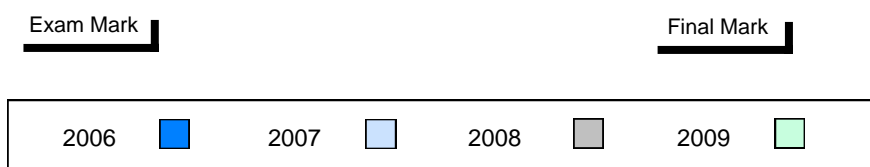
Exam Mark

Final Mark



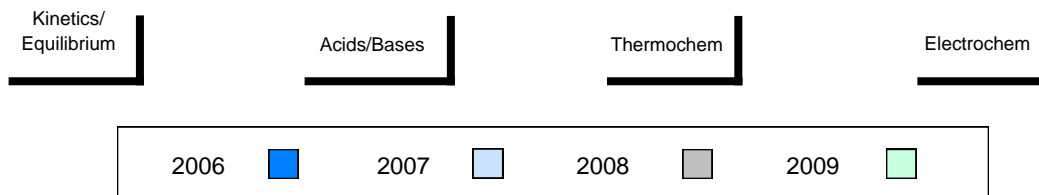
Difference from Provincial Mean, 2006-2009

School data with 5 or fewer students withheld for reasons of confidentiality



4 Year Public Exam (Subtest) Mark Trend 2006-2009

School data with 5 or fewer students withheld for reasons of confidentiality



District 4 - Eastern

#464 - Crescent Collegiate, Blaketown

Grades: 7-12

Number of Students 18

Chemistry 3202

School
 District
 Province

Public Exam Mark

School vs District

School vs Province

55.8
 63.4
 62.2

q

q

Final Mark

School vs District

School vs Province

63.4
 69.2
 68.3

q

q

Subtest

**Kinetics/
 Equilibrium**

School
 District
 Province

63.2
 69.2
 68.5

q

q

Acids/Bases

School
 District
 Province

49.1
 60.7
 59.6

q

q

Thermochem

School
 District
 Province

57.9
 64.2
 63.6

q

q

Electrochem

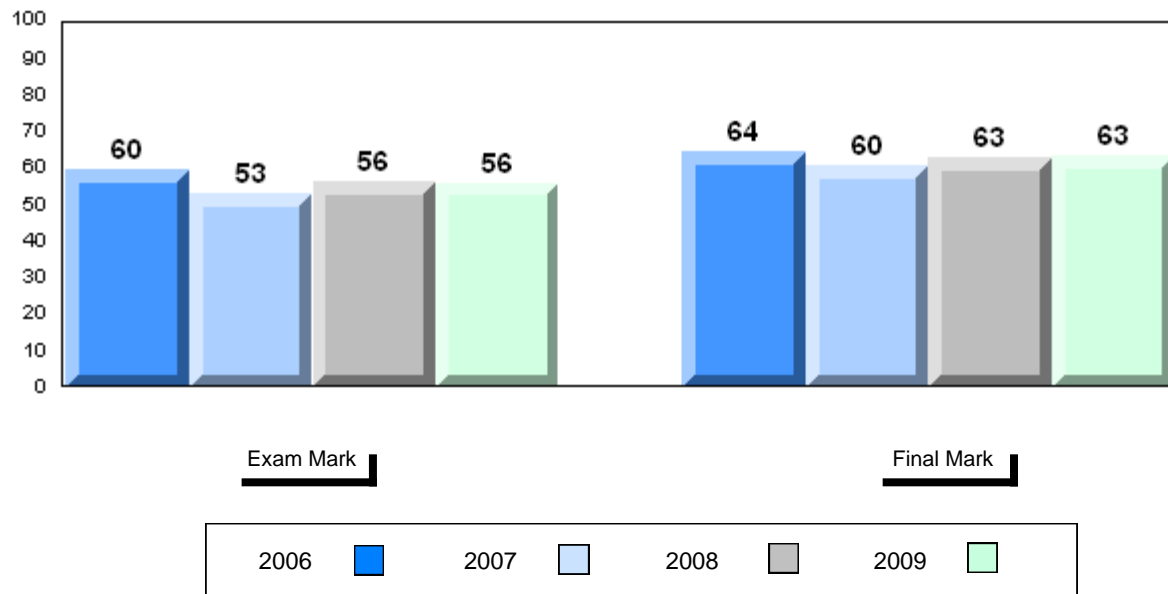
School
 District
 Province

53.3
 58.6
 55.6

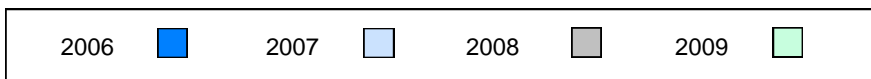
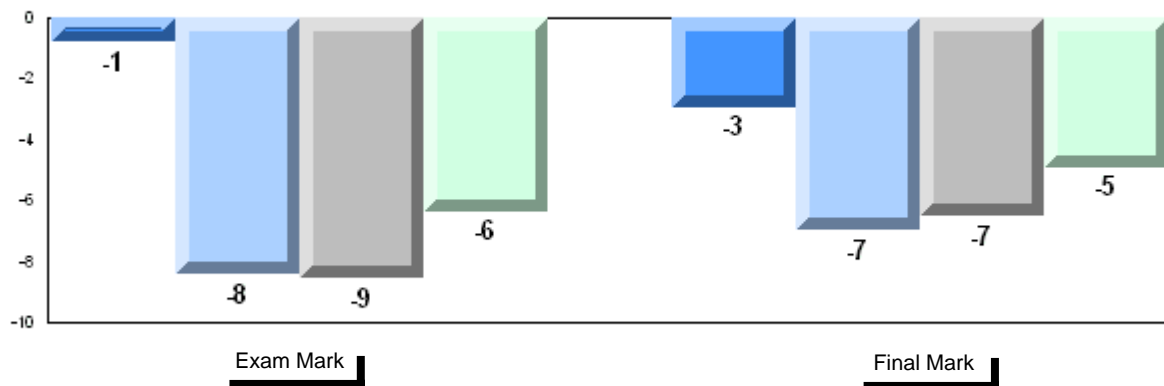
q

q

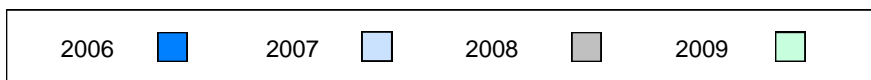
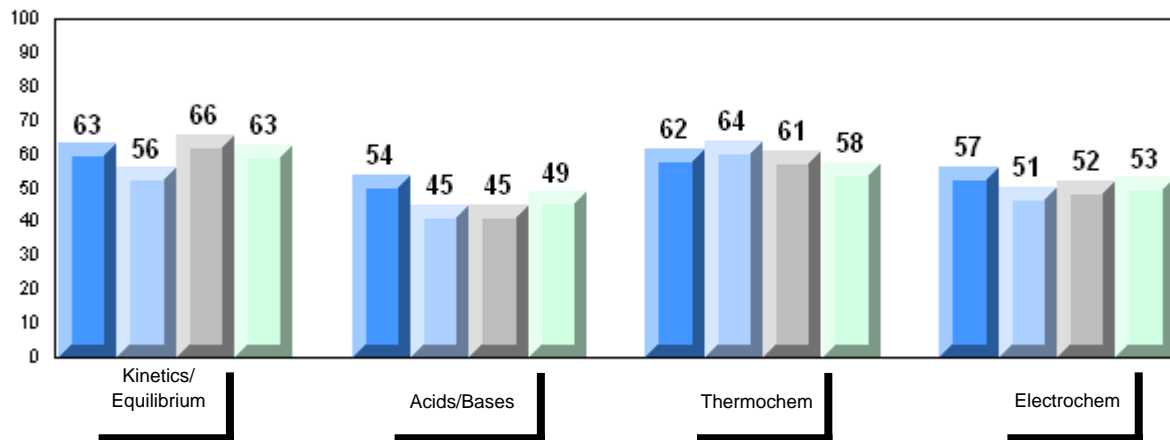
Average Mark, 2006-2009



Difference from Provincial Mean, 2006-2009



4 Year Public Exam (Subtest) Mark Trend 2006-2009



District 4 - Eastern

#471 - Heritage Collegiate, Lethbridge

Grades: 7-12

Number of Students 23

Chemistry 3202

School
 District
 Province

Public Exam Mark

School vs District School vs Province

59.4
 63.4
 62.2

q

q

Final Mark

School vs District School vs Province

64.1
 69.2
 68.3

q

q

Subtest

**Kinetics/
 Equilibrium**

School
 District
 Province

66.6
 69.2
 68.5

q

q

Acids/Bases

School
 District
 Province

53.5
 60.7
 59.6

q

q

Thermochem

School
 District
 Province

60.9
 64.2
 63.6

q

q

Electrochem

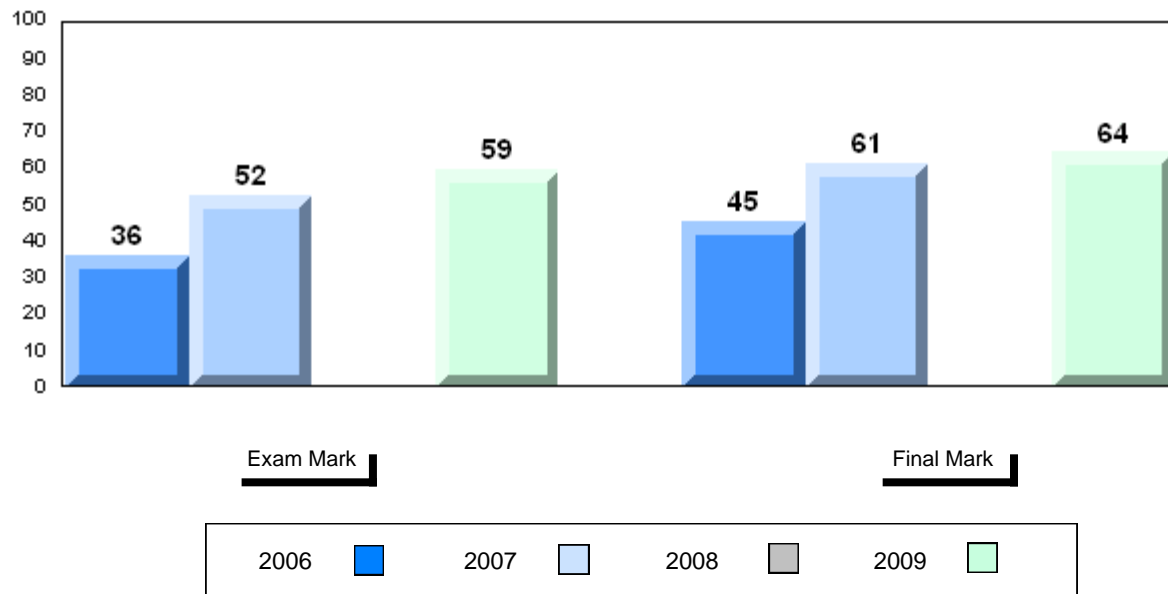
School
 District
 Province

56.6
 58.6
 55.6

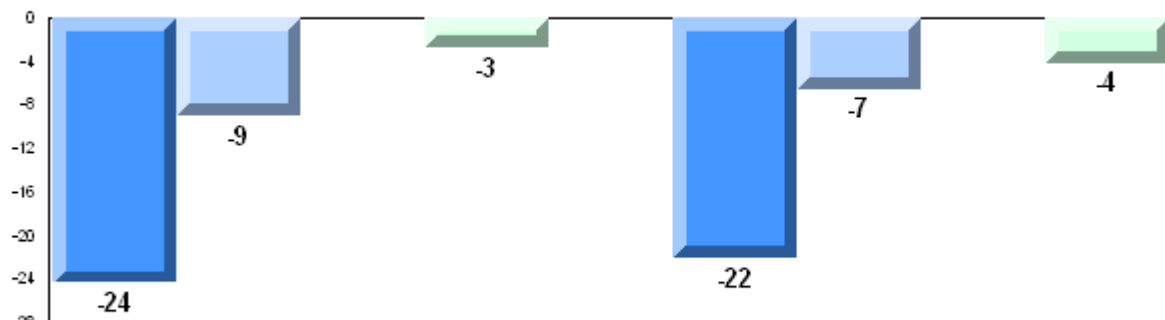
q

p

Average Mark, 2006-2009

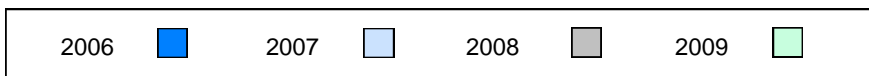


Difference from Provincial Mean, 2006-2009

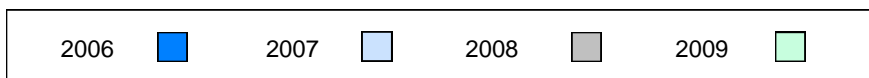
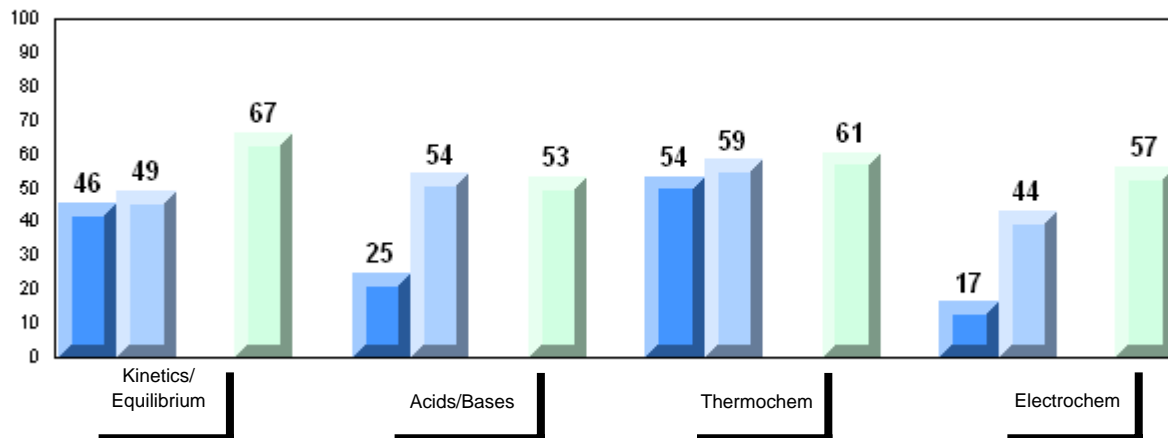


Exam Mark

Final Mark



4 Year Public Exam (Subtest) Mark Trend 2006-2009



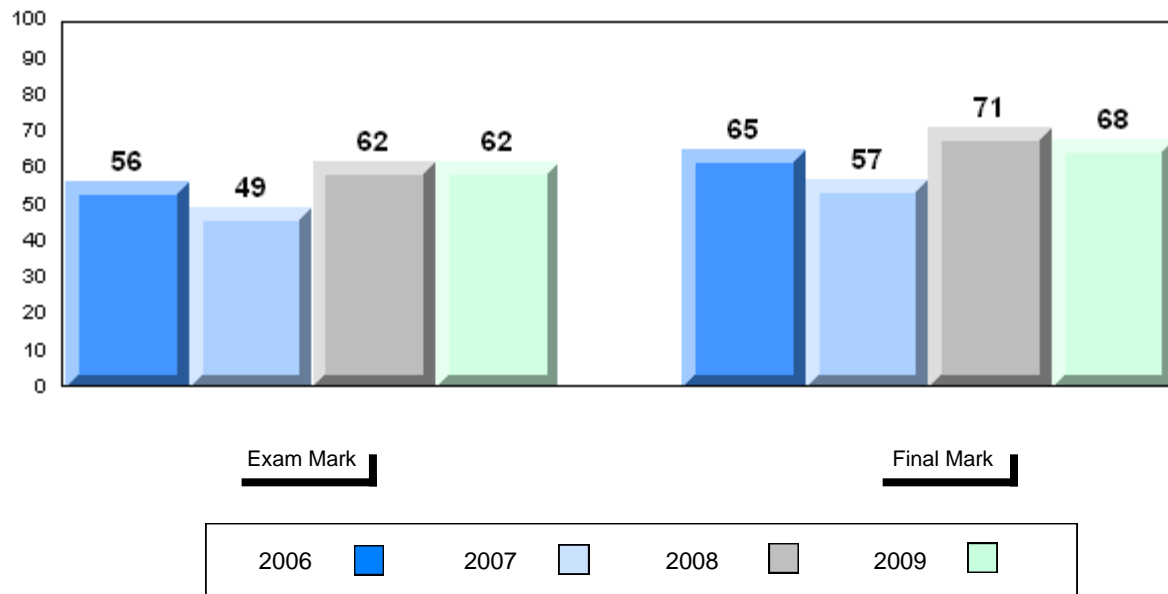
District 4 - Eastern

#476 - Baccalieu Collegiate, Old Perlican

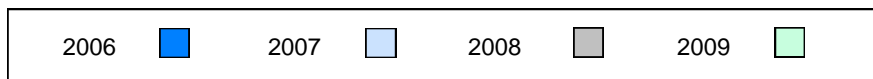
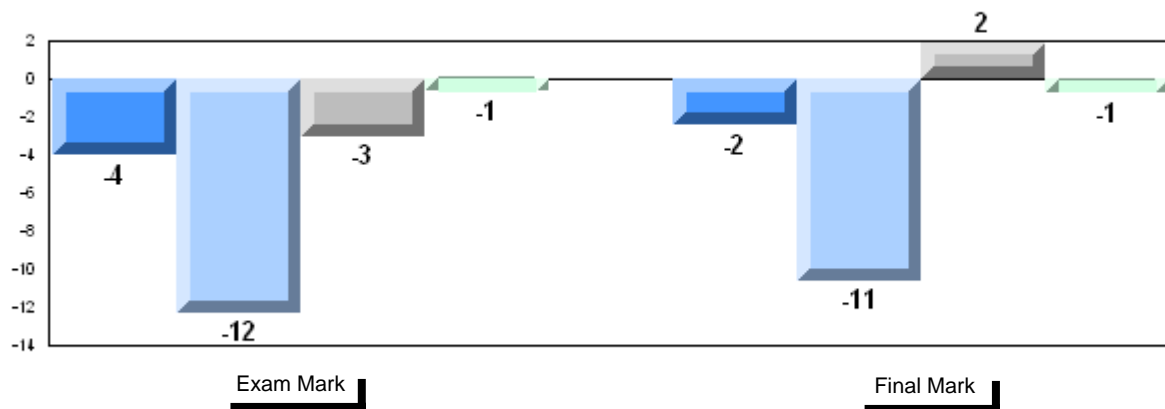
Grades: 7-12

Number of Students		9	Public Exam Mark			Final Mark		
			School vs District	School vs Province	School vs District	School vs Province		
Chemistry 3202	School		61.6	q	q	67.6	q	q
	District		63.4			69.2		
	Province		62.2			68.3		
Subtest								
Kinetics/ Equilibrium	School		62.0	q	q			
	District		69.2					
	Province		68.5					
Acids/Bases	School		53.2	q	q			
	District		60.7					
	Province		59.6					
Thermochem	School		66.4	p	p			
	District		64.2					
	Province		63.6					
Electrochem	School		65.8	p	p			
	District		58.6					
	Province		55.6					

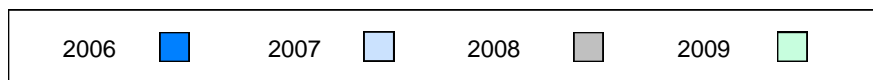
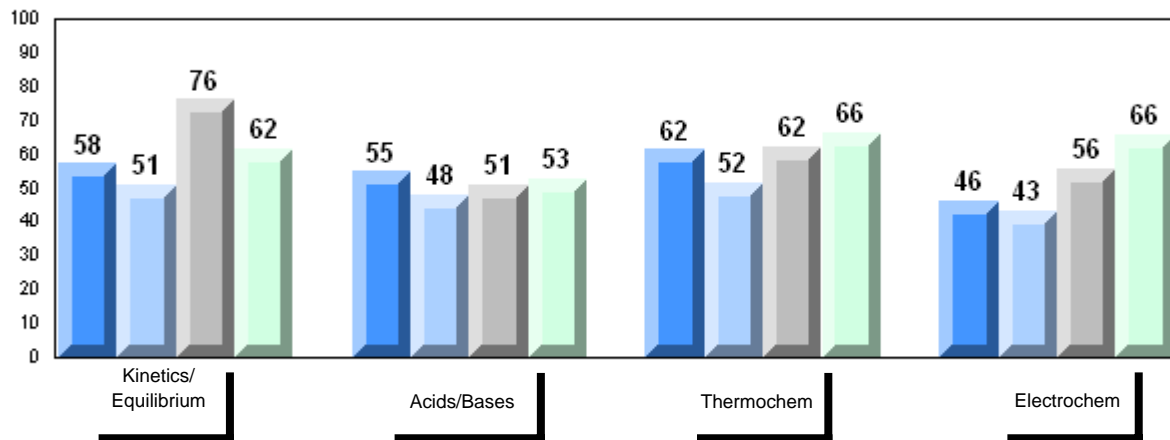
Average Mark, 2006-2009



Difference from Provincial Mean, 2006-2009



4 Year Public Exam (Subtest) Mark Trend 2006-2009



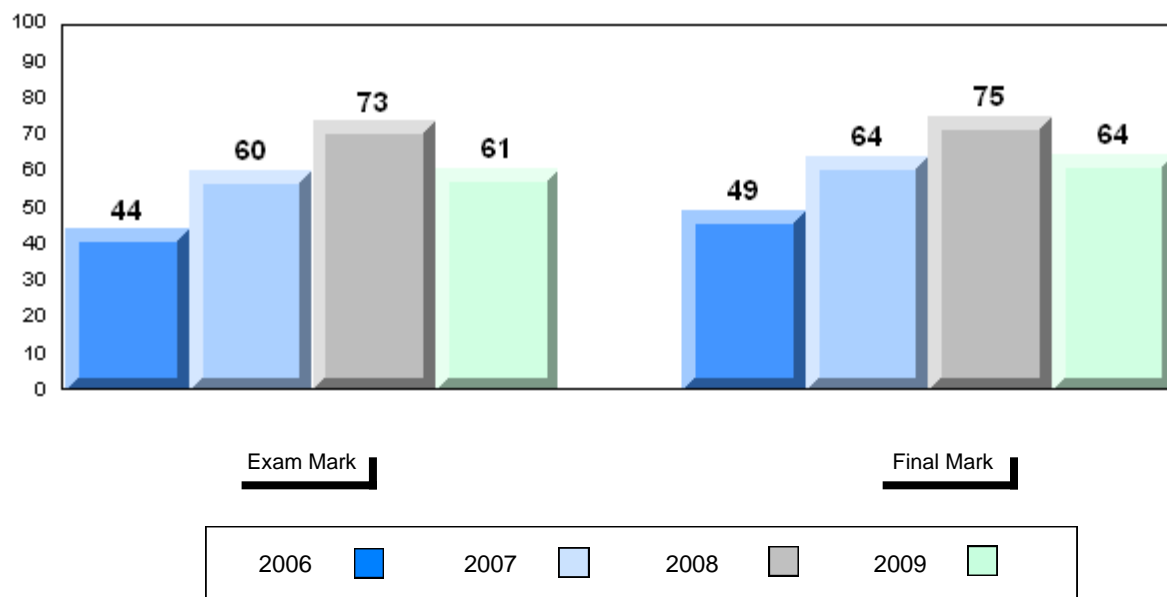
District 4 - Eastern

#924 - Tricentia Academy, Arnold's Cove

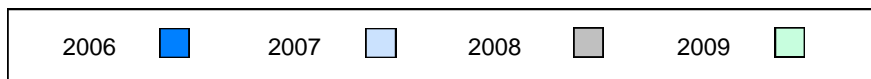
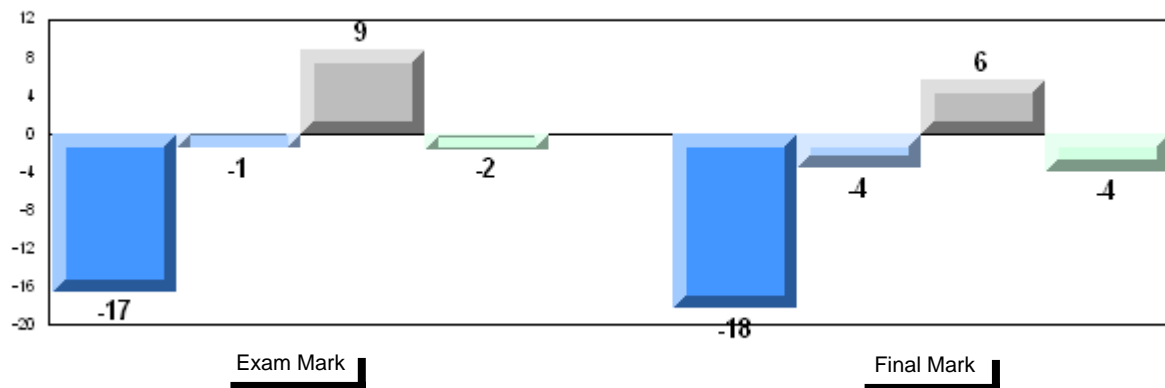
Grades: K-12

Number of Students		7	Public Exam Mark			Final Mark		
			School vs District	School vs Province	School vs District	School vs Province		
Chemistry 3202	School		60.6	q	q	64.4	q	q
	District		63.4			69.2		
	Province		62.2			68.3		
Subtest								
Kinetics/Equilibrium	School		59.4	q	q			
	District		69.2					
	Province		68.5					
Acids/Bases	School		58.3	q	q			
	District		60.7					
	Province		59.6					
Thermochem	School		61.7	q	q			
	District		64.2					
	Province		63.6					
Electrochem	School		62.5	p	p			
	District		58.6					
	Province		55.6					

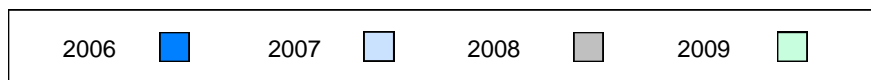
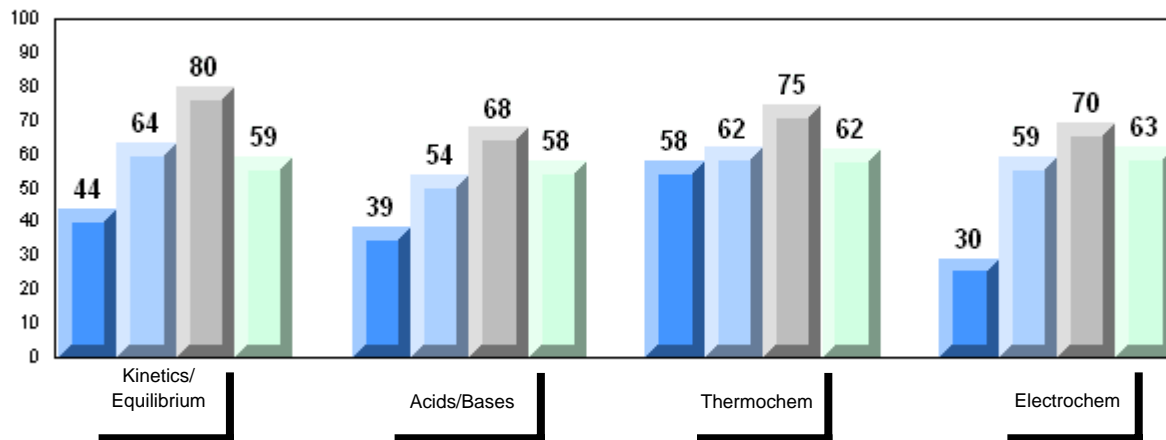
Average Mark, 2006-2009



Difference from Provincial Mean, 2006-2009



4 Year Public Exam (Subtest) Mark Trend 2006-2009



District 803 - Private

#450 - St. Bonaventure's College, St. John's

Grades: K-12

Number of Students 29

Chemistry 3202

School
 District
 Province

Public Exam Mark

School vs District School vs Province

67.2
 64.4
 62.2

P

P

Final Mark

School vs District School vs Province

70.7
 69.2
 68.3

P

P

Subtest

**Kinetics/
 Equilibrium**

School
 District
 Province

71.9
 70.1
 68.5

P

P

Acids/Bases

School
 District
 Province

63.9
 60.4
 59.6

P

P

Thermochem

School
 District
 Province

69.9
 66.7
 63.6

P

P

Electrochem

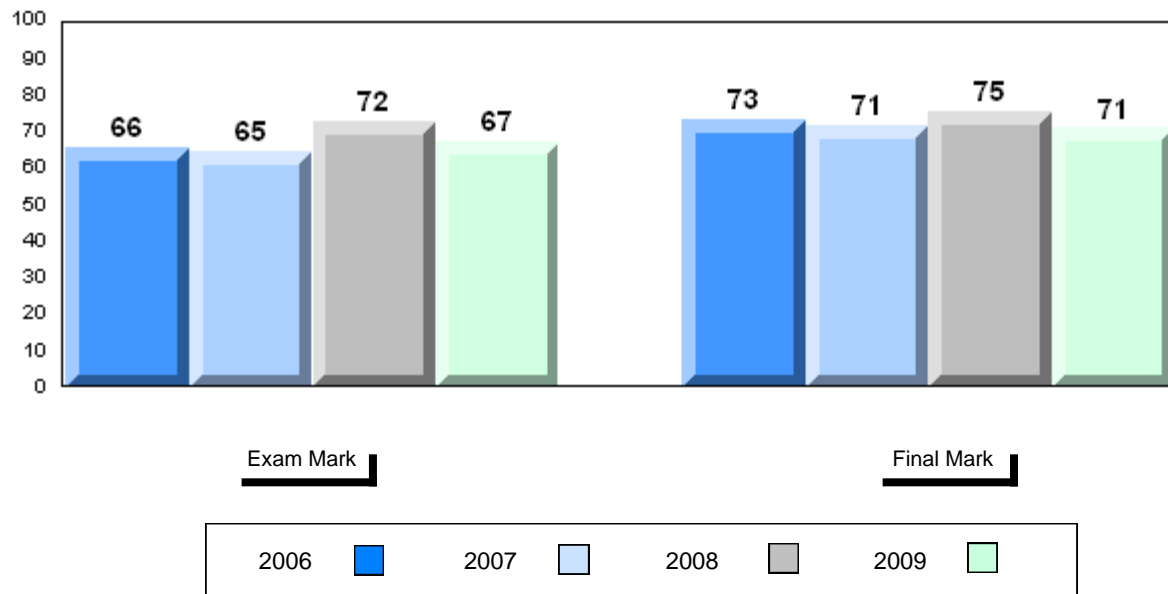
School
 District
 Province

62.1
 59.3
 55.6

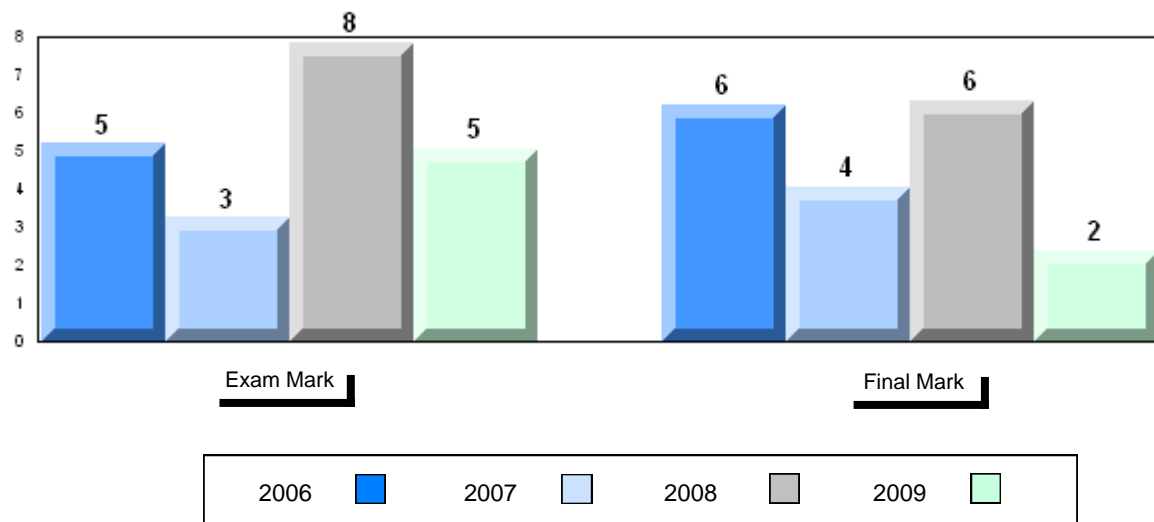
P

P

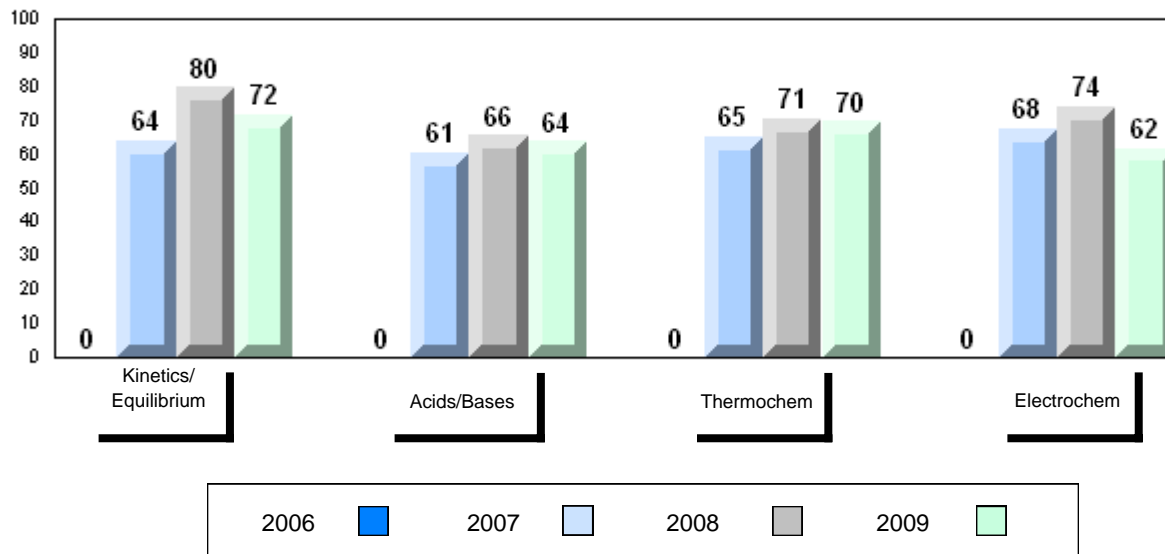
Average Mark, 2006-2009



Difference from Provincial Mean, 2006-2009



4 Year Public Exam (Subtest) Mark Trend 2006-2009



District 803 - Private

#453 - Eric G. Lambert All-Grade, Churchill Falls

Grades: K-12

Number of Students 11

Chemistry 3202

School
 District
 Province

Public Exam Mark

School vs District

School vs Province

56.8
 64.4
 62.2

q

q

Final Mark

School vs District

School vs Province

65.5
 69.2
 68.3

q

q

Subtest

**Kinetics/
 Equilibrium**

School
 District
 Province

65.1
 70.1
 68.5

q

q

Acids/Bases

School
 District
 Province

51.2
 60.4
 59.6

q

q

Thermochem

School
 District
 Province

58.2
 66.7
 63.6

q

q

Electrochem

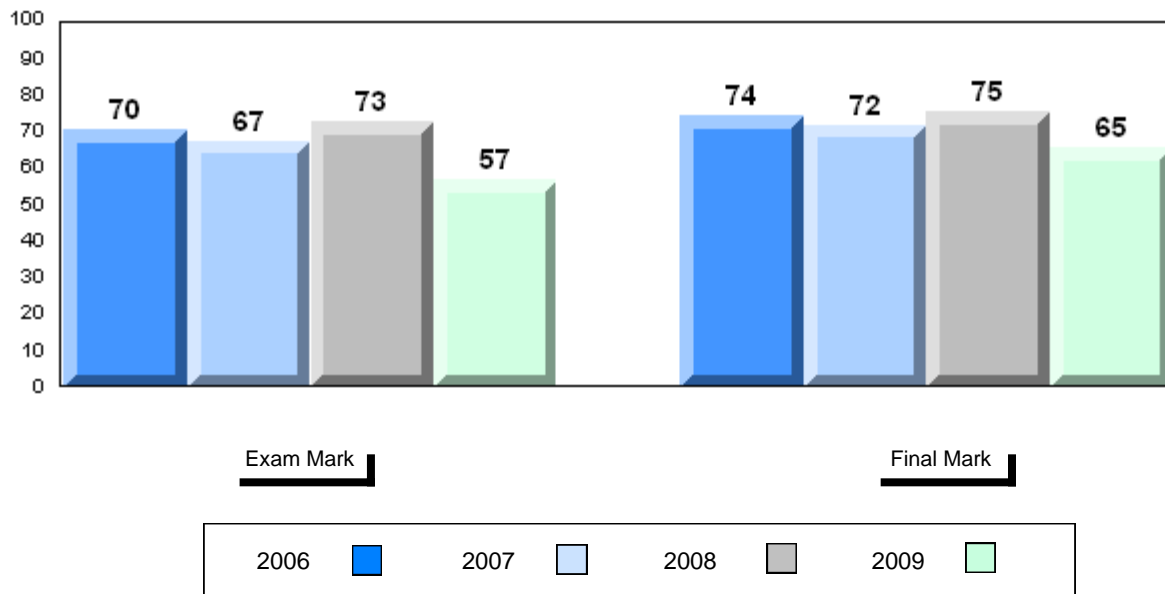
School
 District
 Province

52.1
 59.3
 55.6

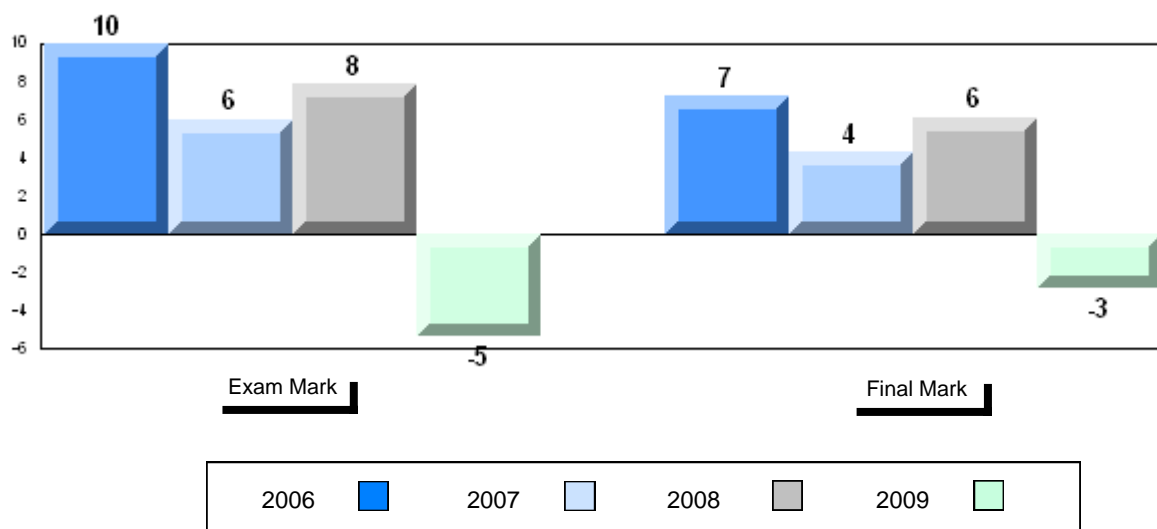
q

q

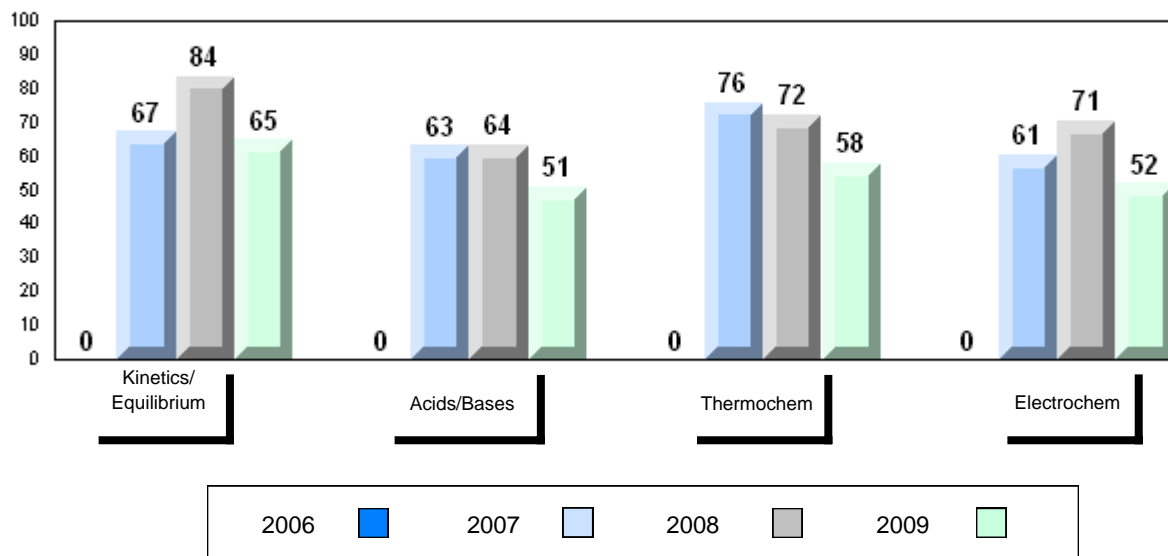
Average Mark, 2006-2009



Difference from Provincial Mean, 2006-2009



4 Year Public Exam (Subtest) Mark Trend 2006-2009



District 804 - Native Federal

#376 - St. Anneway Kegnamogwom, Conne River

Grades: K-12

Number of Students 1

Chemistry 3202 School
 District
 Province

Subtest

**Kinetics/
 Equilibrium** School
 District
 Province

Acids/Bases School
 District
 Province

Thermochem School
 District
 Province

Electrochem School
 District
 Province

Public Exam Mark	School vs District	School vs Province
School data with 5 or fewer students withheld for reasons of confidentiality		

Final Mark	School vs District	School vs Province
School data with 5 or fewer students withheld for reasons of confidentiality		

Average Mark, 2006-2009

School data with 5 or fewer students withheld for reasons of confidentiality

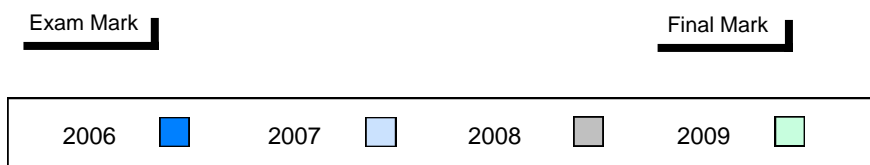
Exam Mark

Final Mark

2006		2007		2008		2009	
------	---	------	---	------	---	------	---

Difference from Provincial Mean, 2006-2009

School data with 5 or fewer students withheld for reasons of confidentiality



4 Year Public Exam (Subtest) Mark Trend 2006-2009

School data with 5 or fewer students withheld for reasons of confidentiality

