

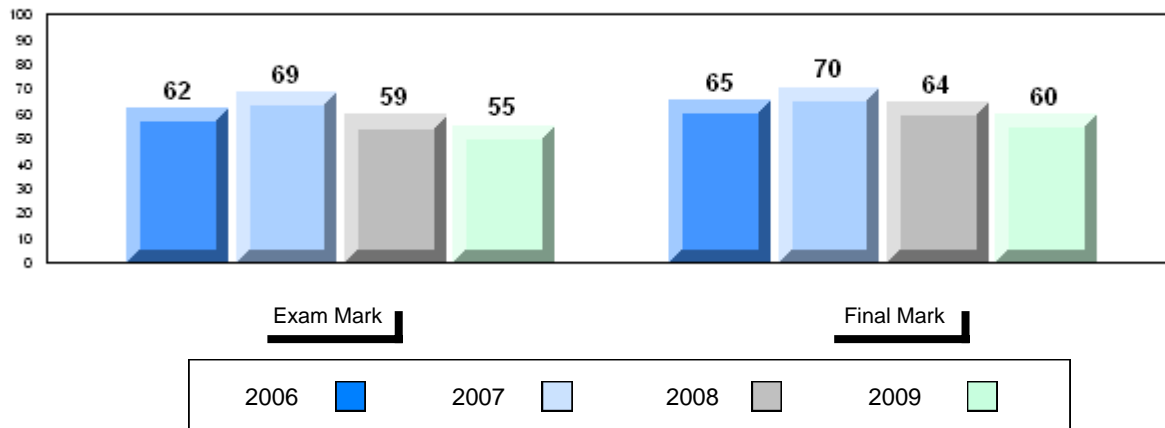
District 1 - Labrador

#010 - Menihek High School, Labrador City

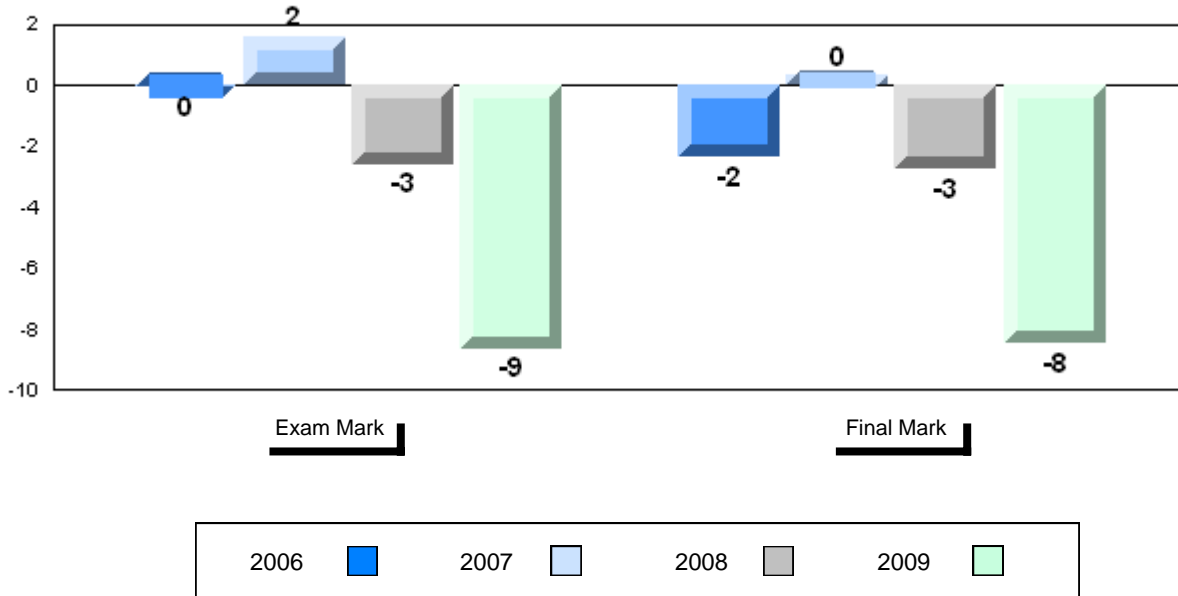
Grades: 8-12

Number of Students	40	<b>Public Exam Mark</b>	School vs District	School vs Province	<b>Final Mark</b>	School vs District	School vs Province
<b>World History 3201</b>	School	55.0	q	q	59.6	q	q
	District	59.3			63.2		
	Province	63.7			68.0		
<b>Subtest</b>							
<b>WWI</b>	School	62.2	q	q			
	District	66.2					
	Province	71.2					
<b>Challenges and Changes</b>	School	55.1	q	q			
	District	58.9					
	Province	62.8					
<b>International Tensions (1930's and WWII)</b>	School	62.7	q	q			
	District	64.6					
	Province	67.6					
<b>Cold War</b>	School	35.1	q	q			
	District	44.2					
	Province	52.0					
<b>Regional Developments in Post WWII (5.1)</b>	School	36.9	q	q			
	District	45.9					
	Province	49.3					
<b>Regional Developments in Post WWII (5.2)</b>	School	42.9	p	q			
	District	42.9					
	Province	55.1					
<b>Challenges of the Modern Era</b>	School	56.1	q	q			
	District	58.7					
	Province	59.8					

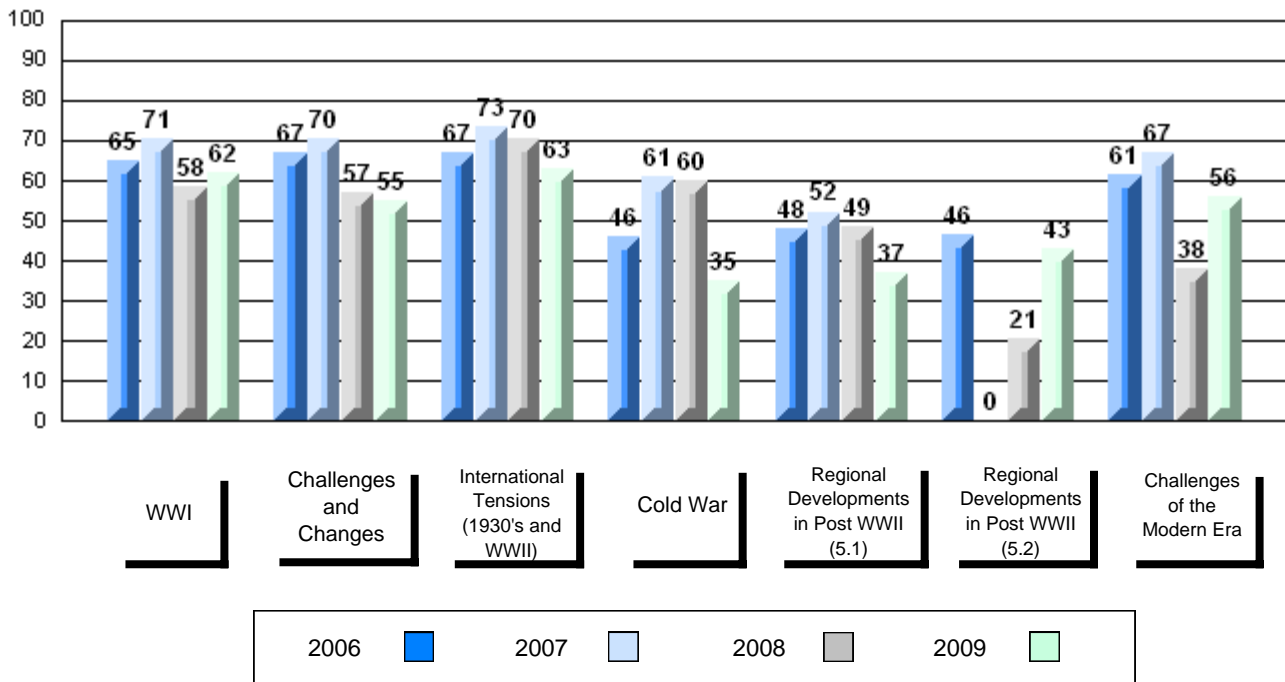
**Average Score, 2006-2009**



Difference from Provincial Mean, 2006-2009



4 Year Public Exam (Subtest) Mark Trend 2006-2009



District 1 - Labrador

#014 - Jens Haven Memorial, Nain

Grades: K-12

Number of Students

1

**Public Exam Mark**

School vs District      School vs Province

**Final Mark**

School vs District      School vs Province

**World History 3201**

School  
District  
Province

School data with 5 or fewer students withheld for reasons of confidentiality

School data with 5 or fewer students withheld for reasons of confidentiality

Subtest

**WWI**

School  
District  
Province

**Challenges and Changes**

School  
District  
Province

**International Tensions (1930's and WWII)**

School  
District  
Province

**Cold War**

School  
District  
Province

**Regional Developments in Post WWII (5.1)**

School  
District  
Province

**Regional Developments in Post WWII (5.2)**

School  
District  
Province

**Challenges of the Modern Era**

School  
District  
Province

**Average Score, 2006-2009**

School data with 5 or fewer students withheld for reasons of confidentiality

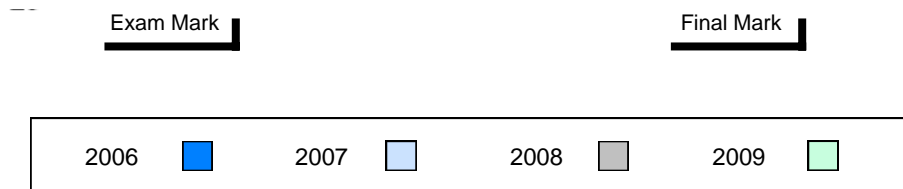
Exam Mark

Final Mark



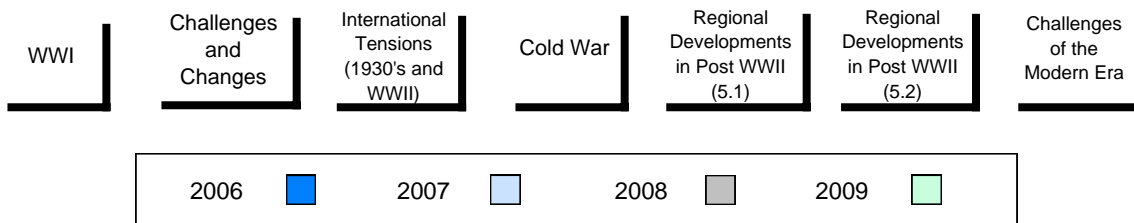
**Difference from Provincial Mean, 2006-2009**

School data with 5 or fewer students withheld for reasons of confidentiality



**4 Year Public Exam (Subtest) Mark Trend 2006-2009**

School data with 5 or fewer students withheld for reasons of confidentiality



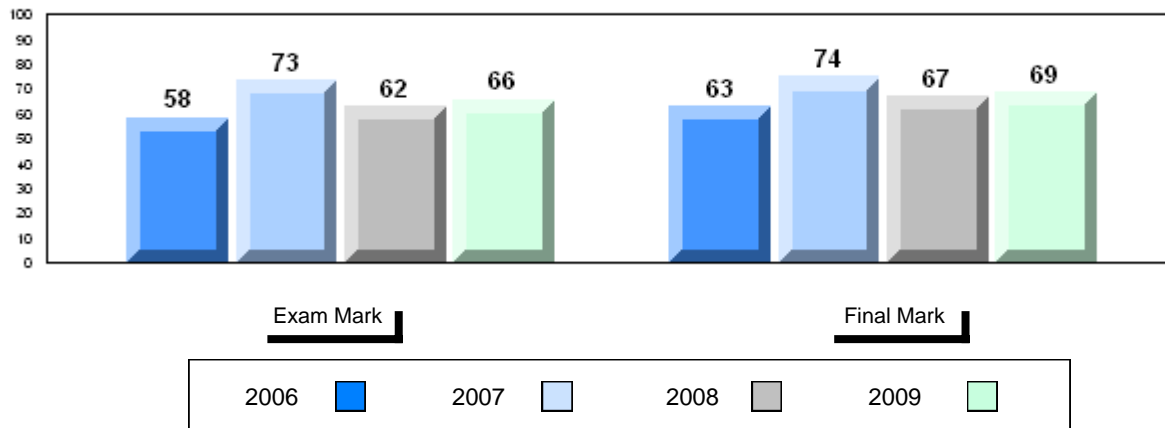
District 1 - Labrador

#477 - Mealy Mountain Collegiate, Happy Valley-Goose Bay

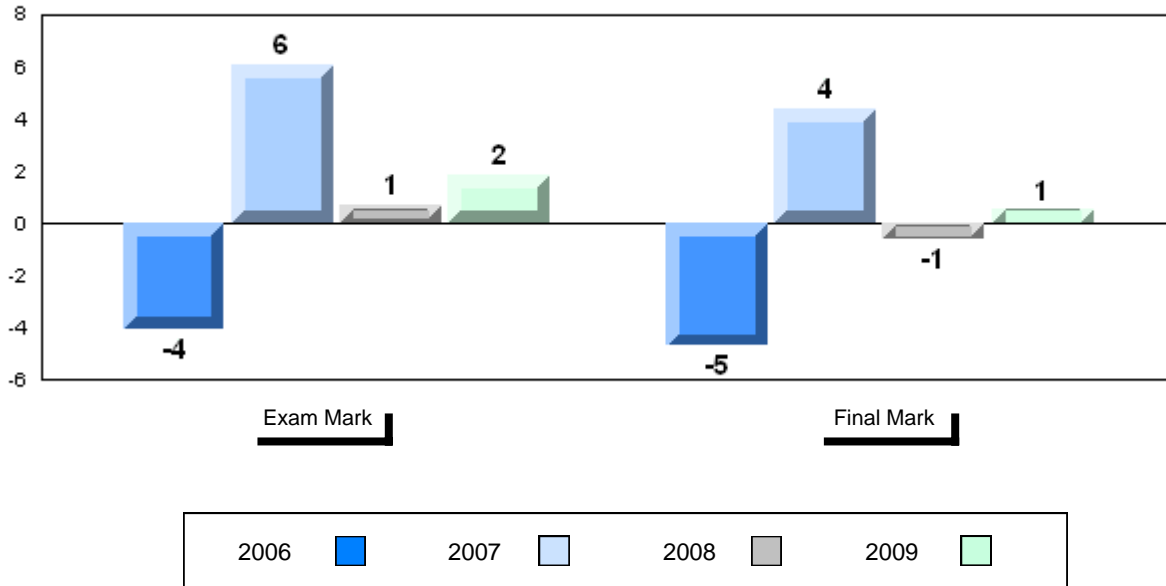
Grades: 8-12

Number of Students	25	<b>Public Exam Mark</b>	School vs District	School vs Province	<b>Final Mark</b>	School vs District	School vs Province
<b>World History 3201</b>	School	65.5	P	P	68.6	P	P
	District	59.3			63.2		
	Province	63.7			68.0		
<b>Subtest</b>							
<b>WWI</b>	School	71.6	P	P			
	District	66.2					
	Province	71.2					
<b>Challenges and Changes</b>	School	65.0	P	P			
	District	58.9					
	Province	62.8					
<b>International Tensions (1930's and WWII)</b>	School	66.9	P	Q			
	District	64.6					
	Province	67.6					
<b>Cold War</b>	School	57.7	P	P			
	District	44.2					
	Province	52.0					
<b>Regional Developments in Post WWII (5.1)</b>	School	58.0	P	P			
	District	45.9					
	Province	49.3					
<b>Regional Developments in Post WWII (5.2)</b>	School	0.0	Q	Q			
	District	42.9					
	Province	55.1					
<b>Challenges of the Modern Era</b>	School	61.7	P	P			
	District	58.7					
	Province	59.8					

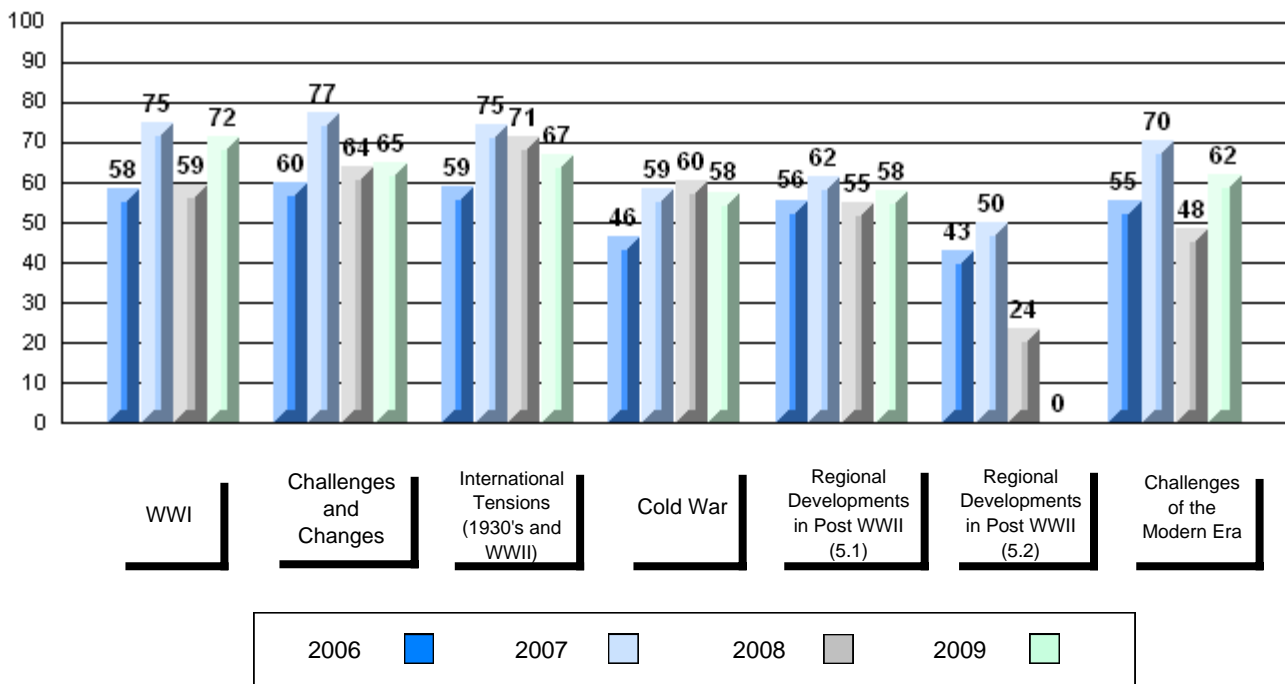
**Average Score, 2006-2009**



Difference from Provincial Mean, 2006-2009



4 Year Public Exam (Subtest) Mark Trend 2006-2009



District 2 - Western

#039 - Mary Simms All-Grade, Main Brook

Grades: K-3,5,7-12

Number of Students                    3

**World History 3201**

Subtest

**WWI**                                    School  
     District  
     Province

**Challenges and Changes**        School  
     District  
     Province

**International Tensions (1930's and WWII)**    School  
     District  
     Province

**Cold War**                                School  
     District  
     Province

**Regional Developments in Post WWII (5.1)**    School  
     District  
     Province

**Regional Developments in Post WWII (5.2)**    School  
     District  
     Province

**Challenges of the Modern Era**        School  
     District  
     Province

<b>Public Exam Mark</b>	School vs District	School vs Province
School data with 5 or fewer students withheld for reasons of confidentiality		

<b>Final Mark</b>	School vs District	School vs Province
School data with 5 or fewer students withheld for reasons of confidentiality		

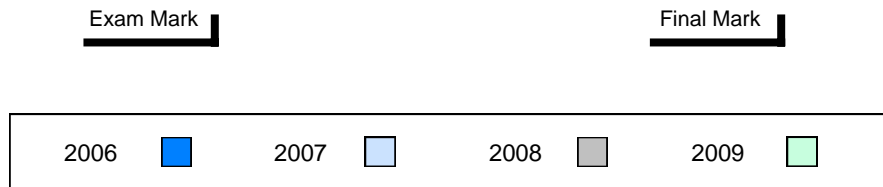
**Average Score, 2006-2009**

School data with 5 or fewer students withheld for reasons of confidentiality



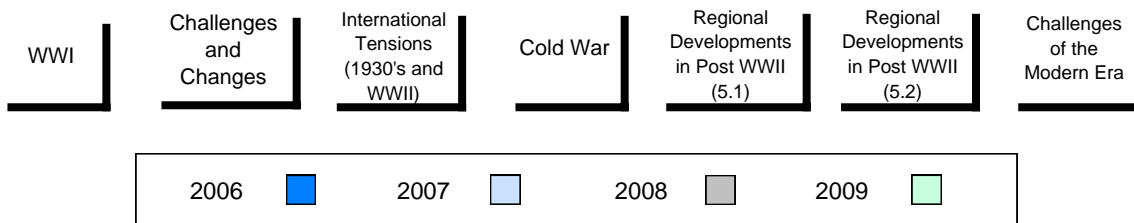
**Difference from Provincial Mean, 2006-2009**

School data with 5 or fewer students withheld for reasons of confidentiality



**4 Year Public Exam (Subtest) Mark Trend 2006-2009**

School data with 5 or fewer students withheld for reasons of confidentiality





Number of Students                      3

**World History 3201**

**Subtest**

**WWI**

**Challenges and Changes**

**International Tensions (1930's and WWII)**

**Cold War**

**Regional Developments in Post WWII (5.1)**

**Regional Developments in Post WWII (5.2)**

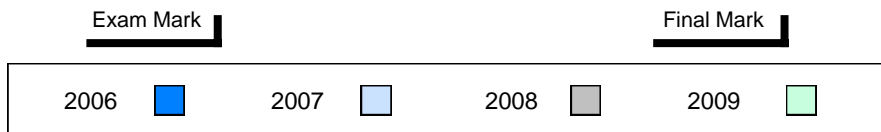
**Challenges of the Modern Era**

<b>Public Exam Mark</b>	School vs District	School vs Province
School data with 5 or fewer students withheld for reasons of confidentiality		

<b>Final Mark</b>	School vs District	School vs Province
School data with 5 or fewer students withheld for reasons of confidentiality		

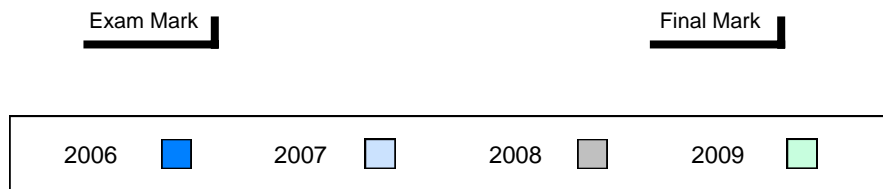
**Average Score, 2006-2009**

School data with 5 or fewer students withheld for reasons of confidentiality



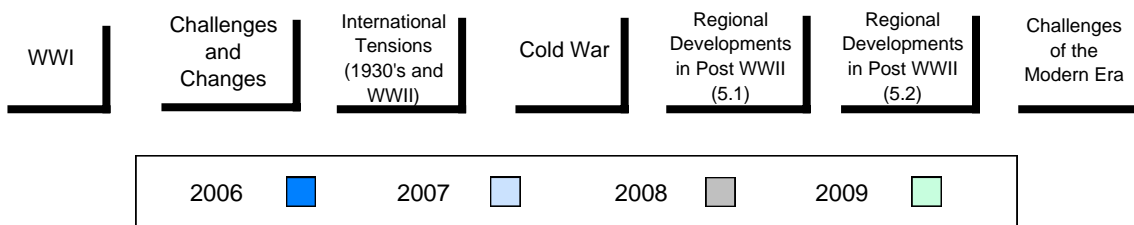
**Difference from Provincial Mean, 2006-2009**

School data with 5 or fewer students withheld for reasons of confidentiality



**4 Year Public Exam (Subtest) Mark Trend 2006-2009**

School data with 5 or fewer students withheld for reasons of confidentiality



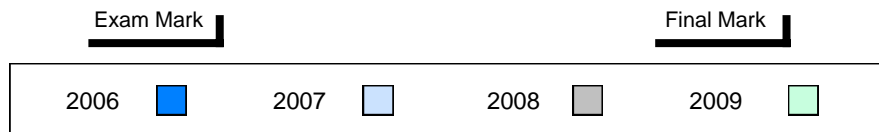
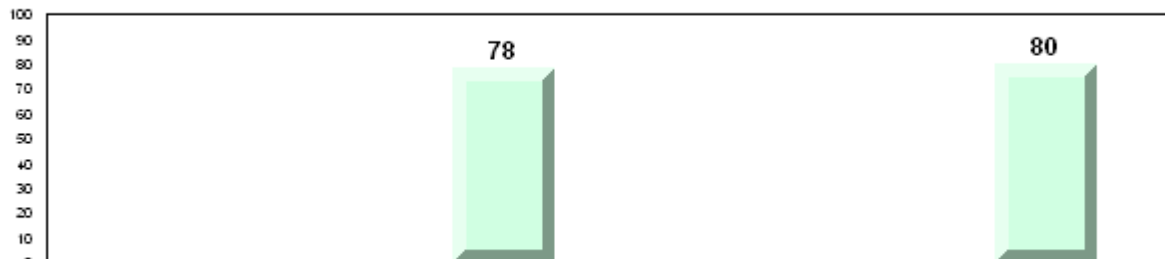
District 2 - Western

#083 - Pasadena Academy, Pasadena

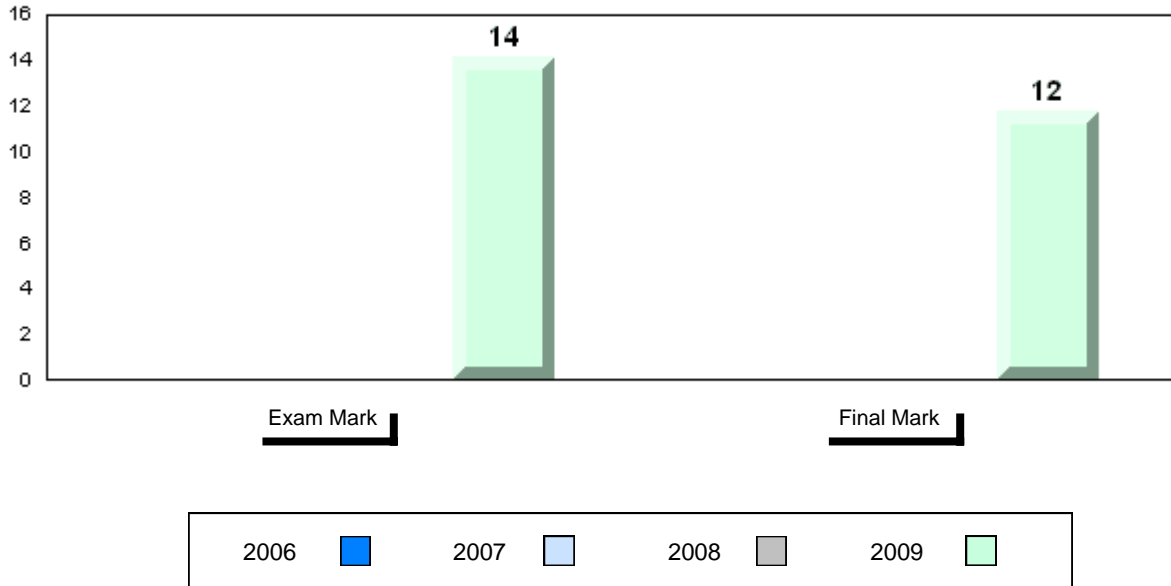
Grades: 7-12

Number of Students	5	<b>Public Exam Mark</b>	School vs District	School vs Province	<b>Final Mark</b>	School vs District	School vs Province
<b>World History 3201</b>	School	77.8	P	P	79.8	P	P
	District	63.6			69.0		
	Province	63.7			68.0		
<u><b>Subtest</b></u>							
<b>WWI</b>	School	77.0	P	P			
	District	70.2					
	Province	71.2					
<b>Challenges and Changes</b>	School	70.0	P	P			
	District	63.9					
	Province	62.8					
<b>International Tensions (1930's and WWII)</b>	School	81.2	P	P			
	District	67.6					
	Province	67.6					
<b>Cold War</b>	School	80.7	P	P			
	District	52.5					
	Province	52.0					
<b>Regional Developments in Post WWII (5.1)</b>	School	88.6	P	P			
	District	56.0					
	Province	49.3					
<b>Regional Developments in Post WWII (5.2)</b>	School	0.0	Q	Q			
	District	36.7					
	Province	55.1					
<b>Challenges of the Modern Era</b>	School	71.4	P	P			
	District	54.0					
	Province	59.8					

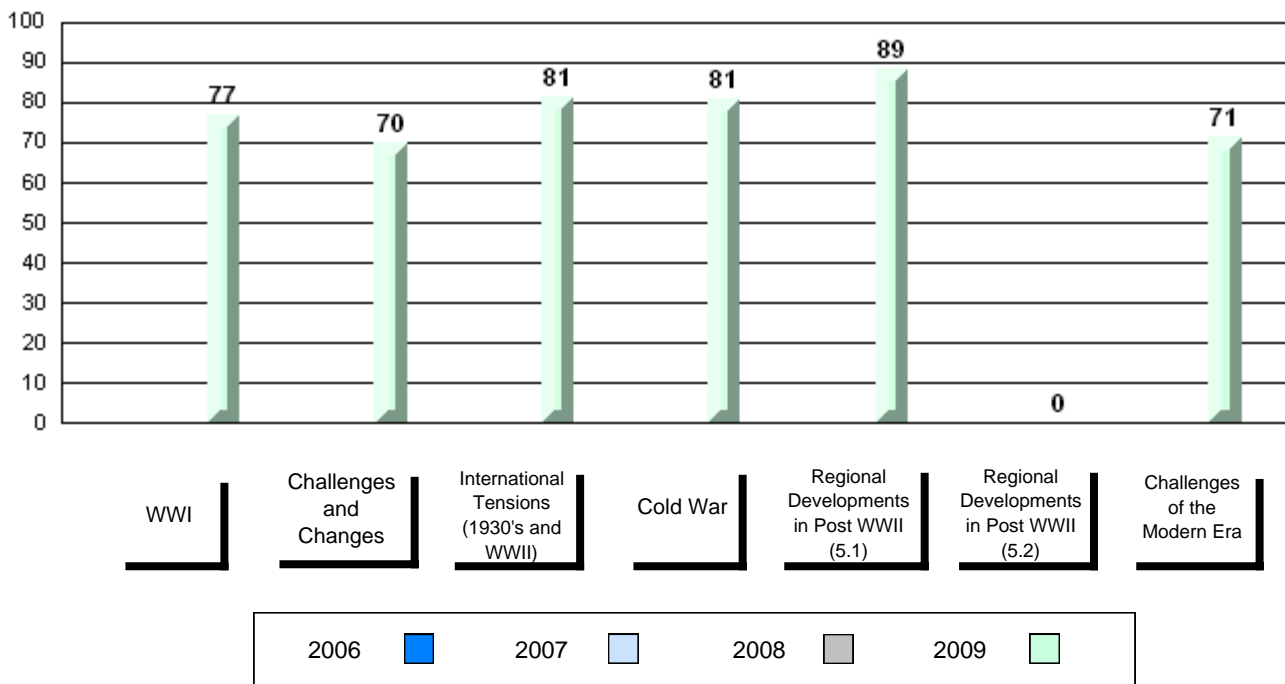
**Average Score, 2006-2009**



Difference from Provincial Mean, 2006-2009



4 Year Public Exam (Subtest) Mark Trend 2006-2009



District 2 - Western

#089 - Jakeman All Grade, Trout River

Grades: K-12

Number of Students

1

**Public Exam Mark**

School	vs	School
District		Province

**Final Mark**

School	vs	School
District		Province

**World History 3201**

School  
District  
Province

School data with 5 or fewer students withheld for reasons of confidentiality

School data with 5 or fewer students withheld for reasons of confidentiality

Subtest

**WWI**

School  
District  
Province

**Challenges and Changes**

School  
District  
Province

**International Tensions (1930's and WWII)**

School  
District  
Province

**Cold War**

School  
District  
Province

**Regional Developments in Post WWII (5.1)**

School  
District  
Province

**Regional Developments in Post WWII (5.2)**

School  
District  
Province

**Challenges of the Modern Era**

School  
District  
Province

**Average Score, 2006-2009**

School data with 5 or fewer students withheld for reasons of confidentiality

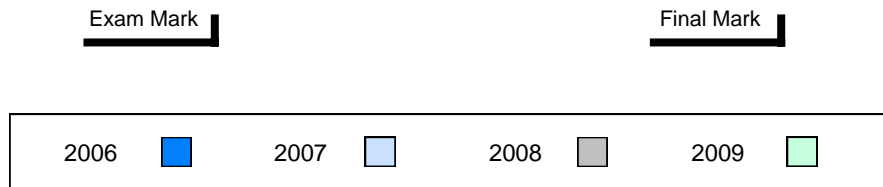
Exam Mark

Final Mark



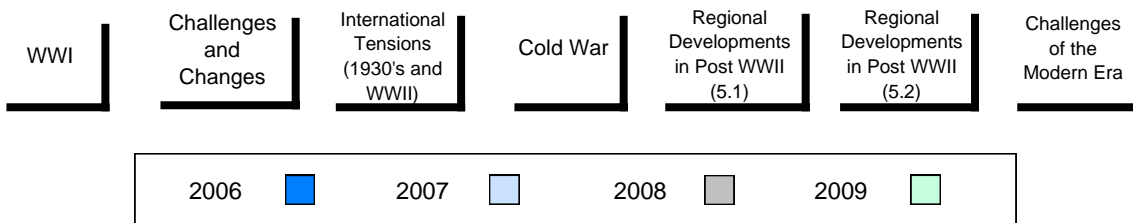
**Difference from Provincial Mean, 2006-2009**

School data with 5 or fewer students withheld for reasons of confidentiality



**4 Year Public Exam (Subtest) Mark Trend 2006-2009**

School data with 5 or fewer students withheld for reasons of confidentiality



District 2 - Western

#102 - All Saints All-Grade, Grey River

Grades: 4-6,9-12

Number of Students

2

**Public Exam Mark**

School	vs	School
District		Province

**Final Mark**

School	vs	School
District		Province

**World History 3201**

School  
District  
Province

School data with 5 or fewer students withheld for reasons of confidentiality

School data with 5 or fewer students withheld for reasons of confidentiality

Subtest

**WWI**

School  
District  
Province

**Challenges and Changes**

School  
District  
Province

**International Tensions (1930's and WWII)**

School  
District  
Province

**Cold War**

School  
District  
Province

**Regional Developments in Post WWII (5.1)**

School  
District  
Province

**Regional Developments in Post WWII (5.2)**

School  
District  
Province

**Challenges of the Modern Era**

School  
District  
Province

**Average Score, 2006-2009**

School data with 5 or fewer students withheld for reasons of confidentiality

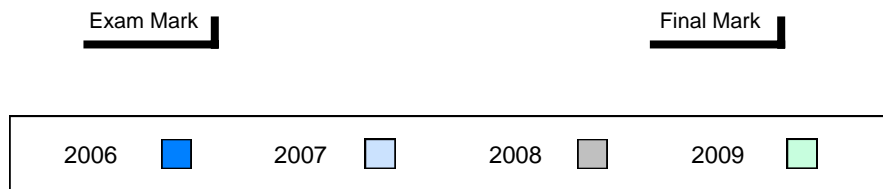
Exam Mark

Final Mark



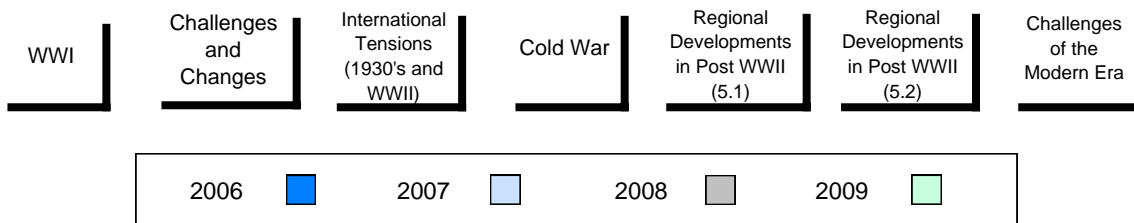
**Difference from Provincial Mean, 2006-2009**

School data with 5 or fewer students withheld for reasons of confidentiality



**4 Year Public Exam (Subtest) Mark Trend 2006-2009**

School data with 5 or fewer students withheld for reasons of confidentiality





District 2 - Western

#113 - St. Boniface All Grade, Ramea

Grades: K-9,11-12

Number of Students

1

**World History 3201**

School  
District  
Province

**Public  
Exam  
Mark**

School vs District      School vs Province

School data with 5 or fewer  
students withheld for reasons of  
confidentiality

**Final  
Mark**

School vs District      School vs Province

School data with 5 or fewer  
students withheld for reasons of  
confidentiality

Subtest

**WWI**

School  
District  
Province

**Challenges  
and Changes**

School  
District  
Province

**International  
Tensions (1930's  
and WWII)**

School  
District  
Province

**Cold War**

School  
District  
Province

**Regional  
Developments  
in Post WWII (5.1)**

School  
District  
Province

**Regional  
Developments  
in Post WWII (5.2)**

School  
District  
Province

**Challenges of the  
Modern Era**

School  
District  
Province

**Average Score, 2006-2009**

School data with 5 or fewer students withheld for reasons of confidentiality

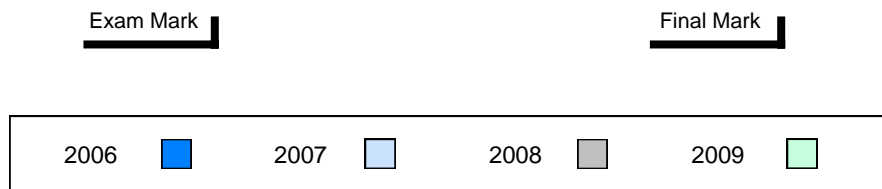
Exam Mark

Final Mark



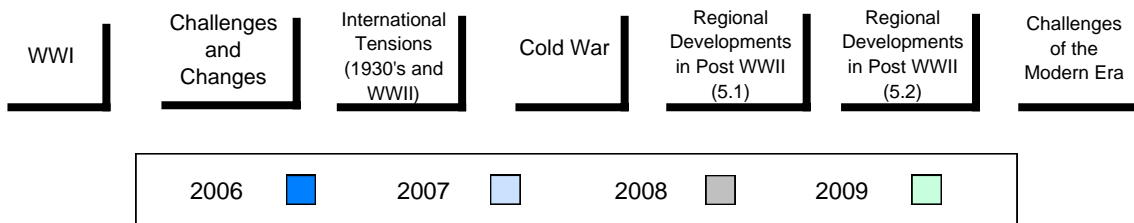
**Difference from Provincial Mean, 2006-2009**

School data with 5 or fewer students withheld for reasons of confidentiality



**4 Year Public Exam (Subtest) Mark Trend 2006-2009**

School data with 5 or fewer students withheld for reasons of confidentiality



District 2 - Western

#119 - Stephenville High, Stephenville

Grades: 9-12

Number of Students

24

**World History 3201**

Subtest

**WWI**

**Challenges and Changes**

**International Tensions (1930's and WWII)**

**Cold War**

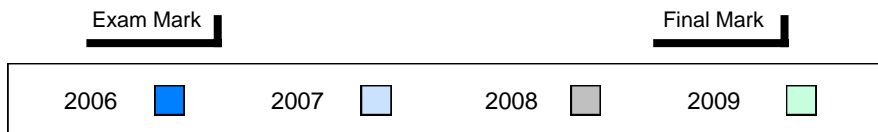
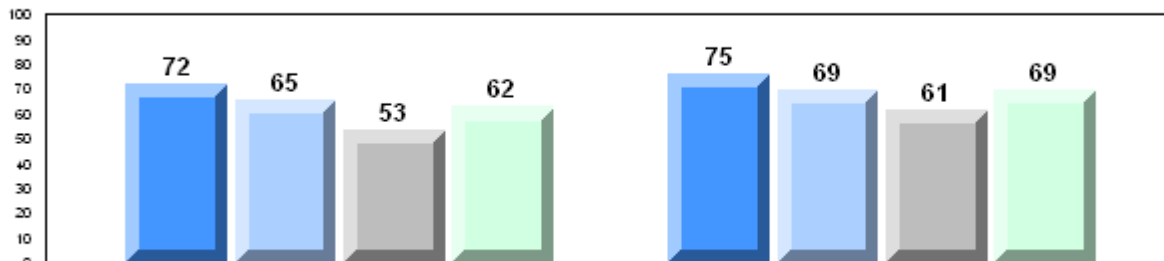
**Regional Developments in Post WWII (5.1)**

**Regional Developments in Post WWII (5.2)**

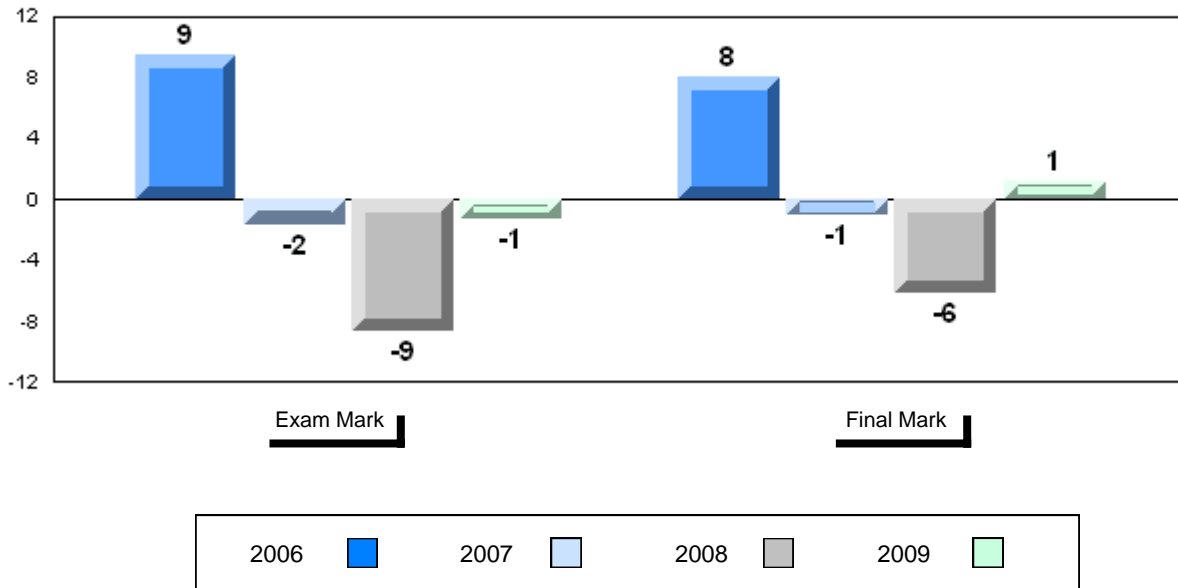
**Challenges of the Modern Era**

		<b>Public Exam Mark</b>	School vs District	School vs Province	<b>Final Mark</b>	School vs District	School vs Province
	School	62.3	q	q	69.2	p	p
	District	63.6			69.0		
	Province	63.7			68.0		
<b>WWI</b>	School	68.9	q	q			
	District	70.2					
	Province	71.2					
<b>Challenges and Changes</b>	School	65.8	p	p			
	District	63.9					
	Province	62.8					
<b>International Tensions (1930's and WWII)</b>	School	65.0	q	q			
	District	67.6					
	Province	67.6					
<b>Cold War</b>	School	47.0	q	q			
	District	52.5					
	Province	52.0					
<b>Regional Developments in Post WWII (5.1)</b>	School	53.9	q	p			
	District	56.0					
	Province	49.3					
<b>Regional Developments in Post WWII (5.2)</b>	School	0.0	q	q			
	District	36.7					
	Province	55.1					
<b>Challenges of the Modern Era</b>	School	54.8	p	q			
	District	54.0					
	Province	59.8					

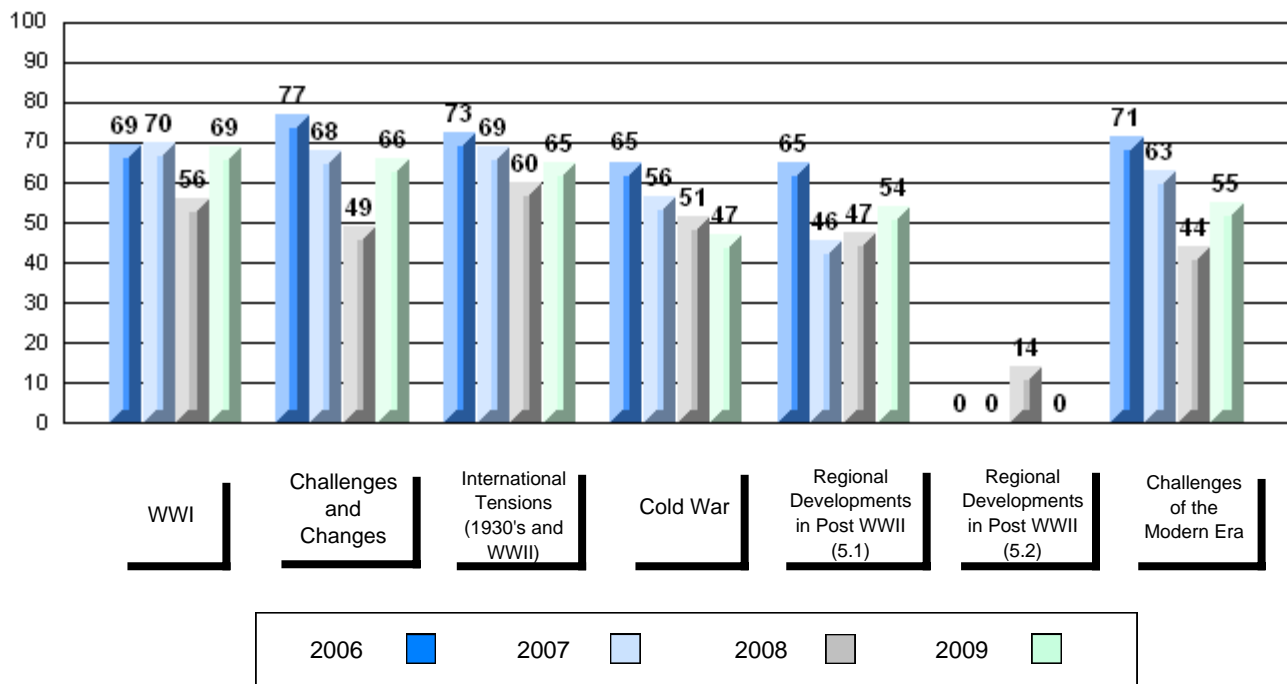
**Average Score, 2006-2009**



Difference from Provincial Mean, 2006-2009



4 Year Public Exam (Subtest) Mark Trend 2006-2009



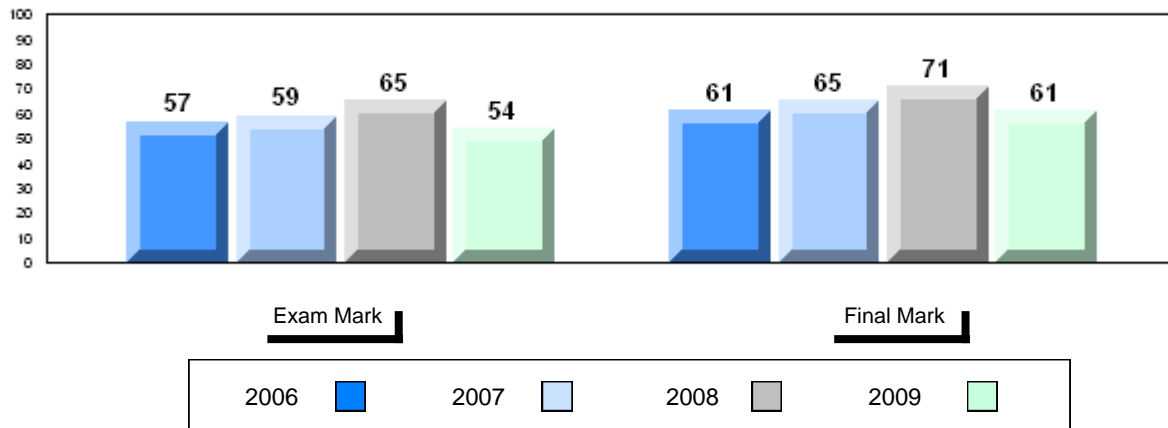
District 2 - Western

#390 - Elwood High School, Deer Lake

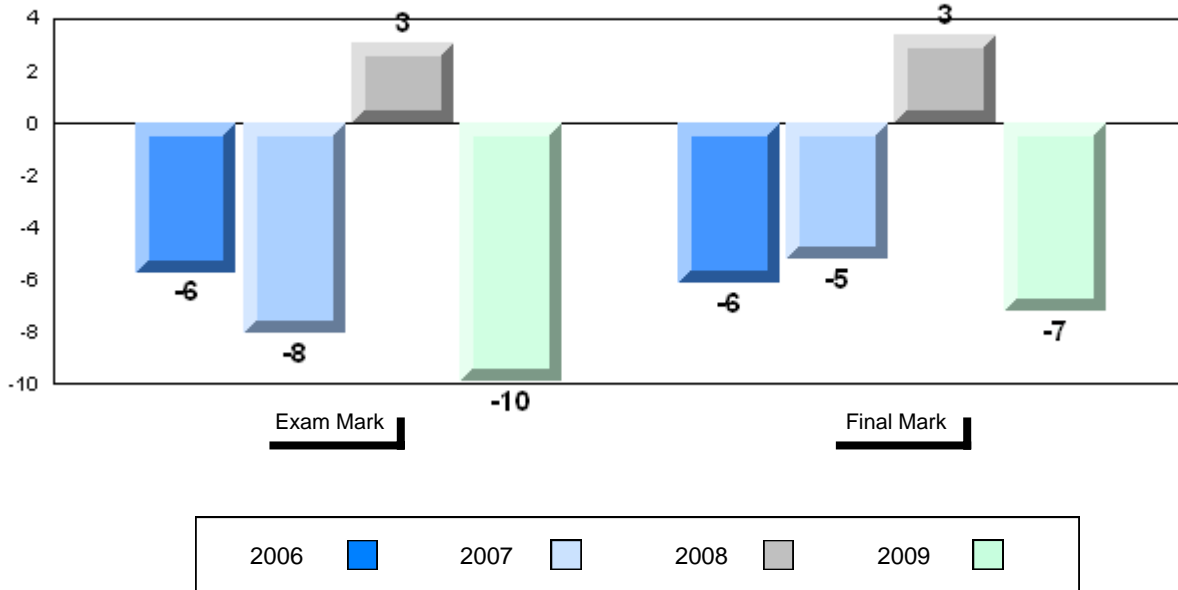
Grades: 10-12

Number of Students	21	<b>Public Exam Mark</b>	School vs District	School vs Province	<b>Final Mark</b>	School vs District	School vs Province
<b>World History 3201</b>	School	53.8	q	q	60.9	q	q
	District	63.6			69.0		
	Province	63.7			68.0		
<b>Subtest</b>							
<b>WWI</b>	School	61.3	q	q			
	District	70.2					
	Province	71.2					
<b>Challenges and Changes</b>	School	55.4	q	q			
	District	63.9					
	Province	62.8					
<b>International Tensions (1930's and WWII)</b>	School	58.1	q	q			
	District	67.6					
	Province	67.6					
<b>Cold War</b>	School	40.3	q	q			
	District	52.5					
	Province	52.0					
<b>Regional Developments in Post WWII (5.1)</b>	School	39.5	q	q			
	District	56.0					
	Province	49.3					
<b>Regional Developments in Post WWII (5.2)</b>	School	40.5	p	q			
	District	36.7					
	Province	55.1					
<b>Challenges of the Modern Era</b>	School	44.9	q	q			
	District	54.0					
	Province	59.8					

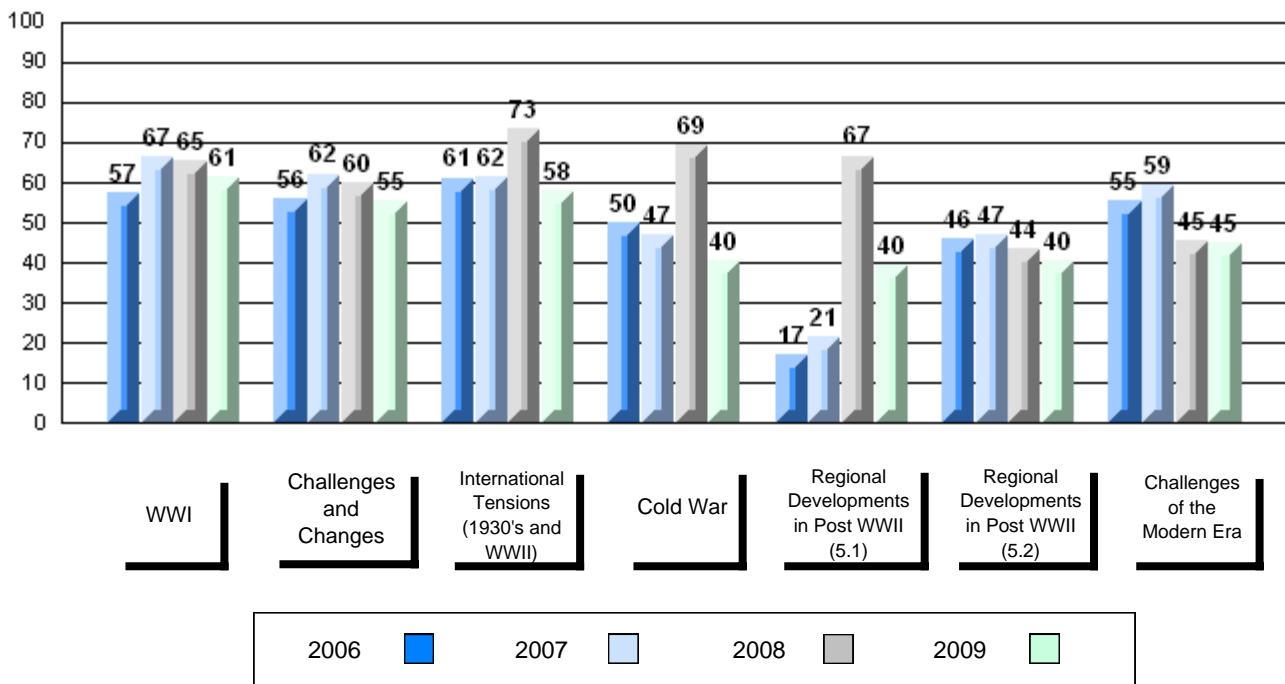
**Average Score, 2006-2009**



Difference from Provincial Mean, 2006-2009



4 Year Public Exam (Subtest) Mark Trend 2006-2009



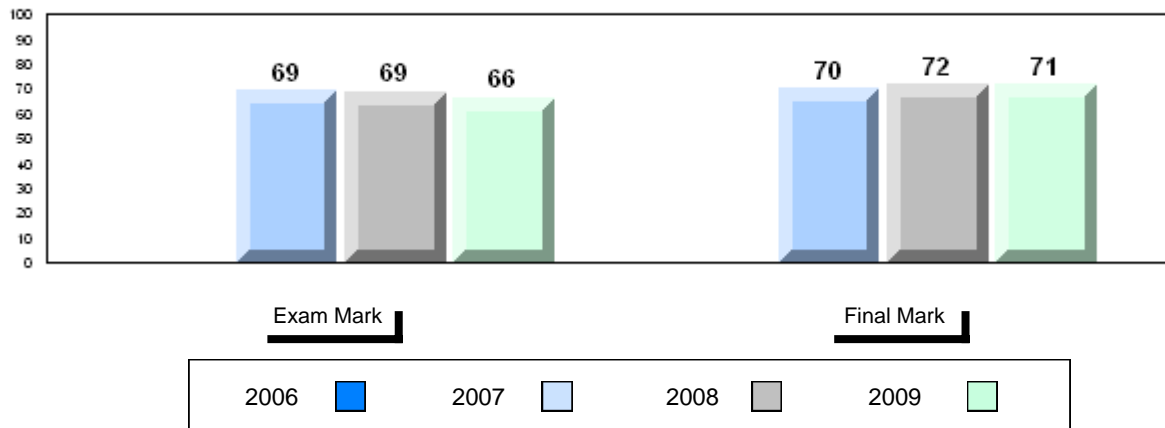
District 2 - Western

#485 - Corner Brook Regional High, Corner Brook

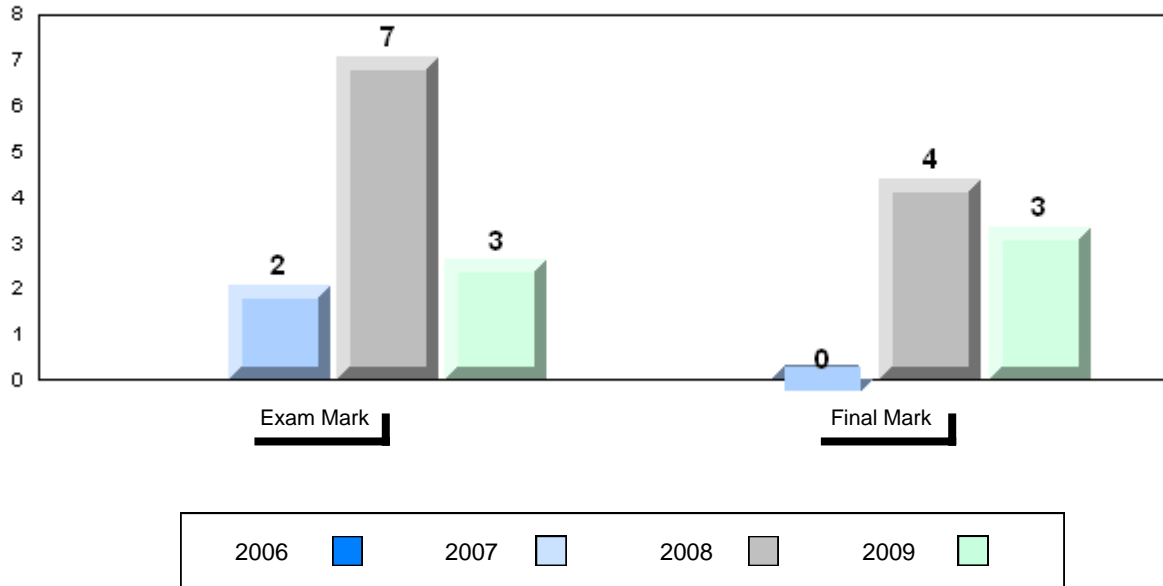
Grades: 10-12

Number of Students		Public Exam Mark			Final Mark			
			School vs District	School vs Province		School vs District	School vs Province	
<b>World History 3201</b>	School	57	66.3	P	P	71.4	P	P
	District		63.6			69.0		
	Province		63.7			68.0		
<b>Subtest</b>								
<b>WWI</b>	School		73.8	P	P			
	District		70.2					
	Province		71.2					
<b>Challenges and Changes</b>	School		66.3	P	P			
	District		63.9					
	Province		62.8					
<b>International Tensions (1930's and WWII)</b>	School		70.5	P	P			
	District		67.6					
	Province		67.6					
<b>Cold War</b>	School		56.1	P	P			
	District		52.5					
	Province		52.0					
<b>Regional Developments in Post WWII (5.1)</b>	School		55.6	Q	P			
	District		56.0					
	Province		49.3					
<b>Regional Developments in Post WWII (5.2)</b>	School		14.3	Q	Q			
	District		36.7					
	Province		55.1					
<b>Challenges of the Modern Era</b>	School		54.4	P	Q			
	District		54.0					
	Province		59.8					

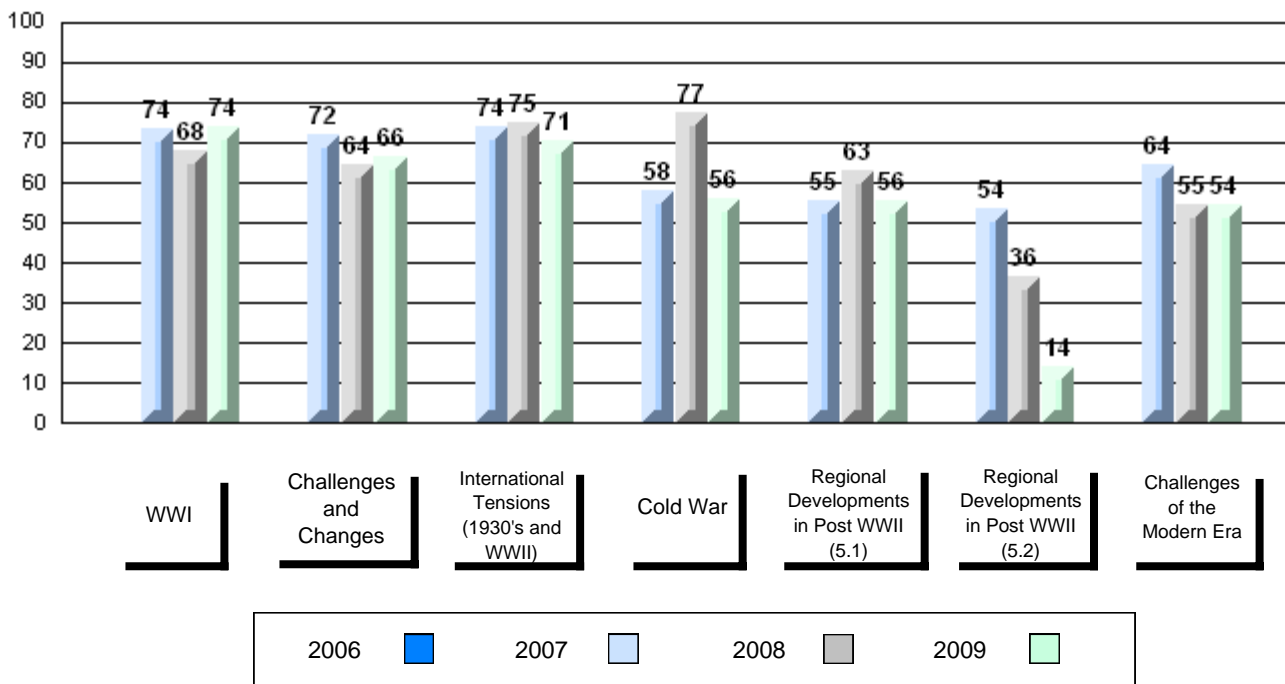
**Average Score, 2006-2009**



Difference from Provincial Mean, 2006-2009



4 Year Public Exam (Subtest) Mark Trend 2006-2009





District 3 - Nova Central

#162 - Dorset Collegiate, Pilley's Island

Grades: 7-12

Number of Students

15

<b>Public Exam Mark</b>	School vs District	School vs Province
-------------------------	--------------------	--------------------

<b>Final Mark</b>	School vs District	School vs Province
-------------------	--------------------	--------------------

**World History 3201**

School  
District  
Province

53.5  
63.7  
63.7

q

q

61.2  
69.6  
68.0

q

q

Subtest

**WWI**

School  
District  
Province

63.8  
71.6  
71.2

q

q

**Challenges and Changes**

School  
District  
Province

53.3  
61.8  
62.8

q

q

**International Tensions (1930's and WWII)**

School  
District  
Province

57.4  
67.6  
67.6

q

q

**Cold War**

School  
District  
Province

32.1  
52.5  
52.0

q

q

**Regional Developments in Post WWII (5.1)**

School  
District  
Province

19.1  
49.2  
49.3

q

q

**Regional Developments in Post WWII (5.2)**

School  
District  
Province

53.6  
52.1  
55.1

p

q

**Challenges of the Modern Era**

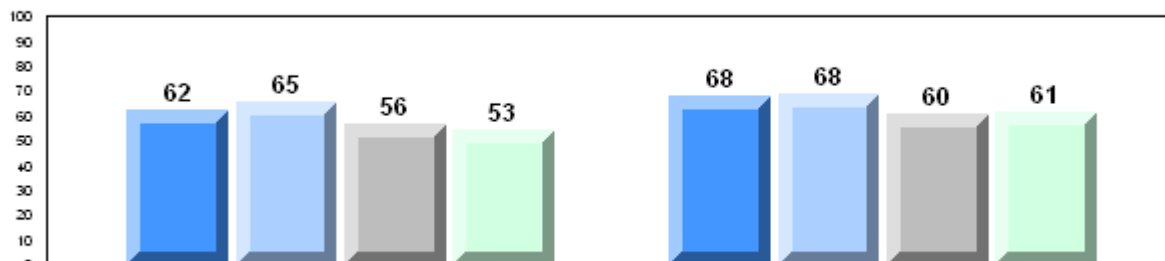
School  
District  
Province

51.9  
61.8  
59.8

q

q

**Average Score, 2006-2009**

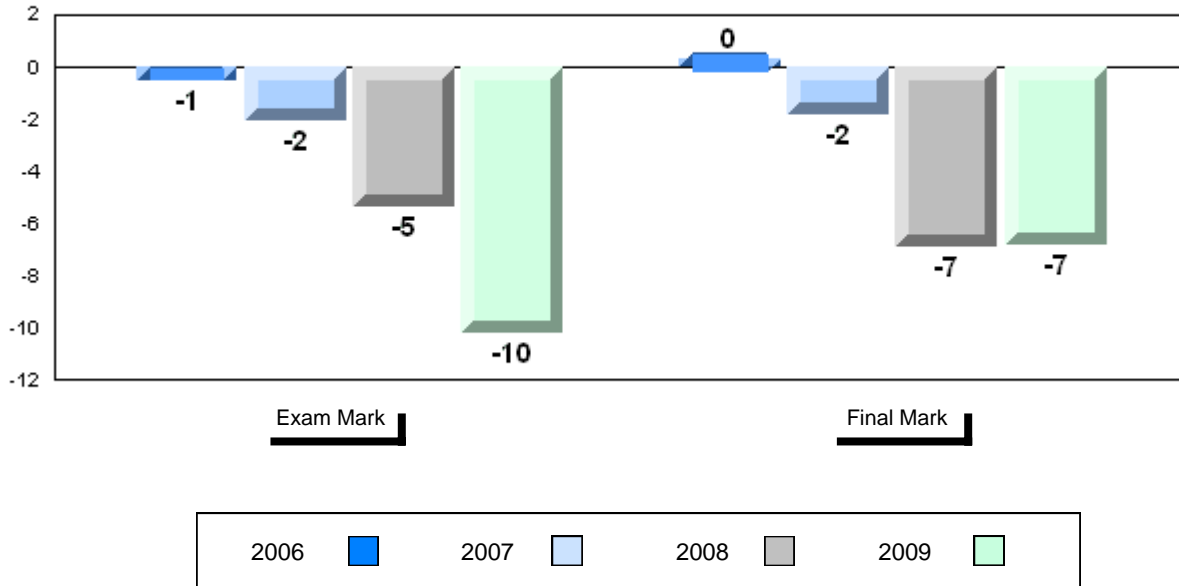


**Exam Mark**

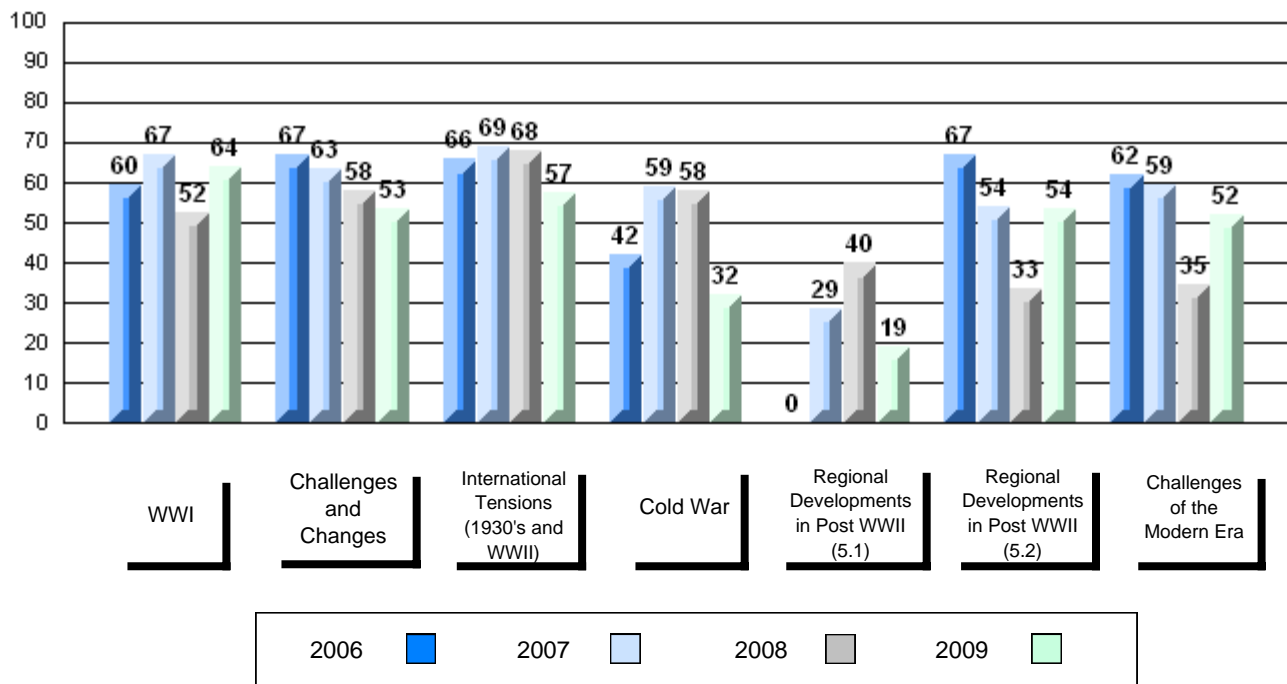
**Final Mark**



Difference from Provincial Mean, 2006-2009



4 Year Public Exam (Subtest) Mark Trend 2006-2009



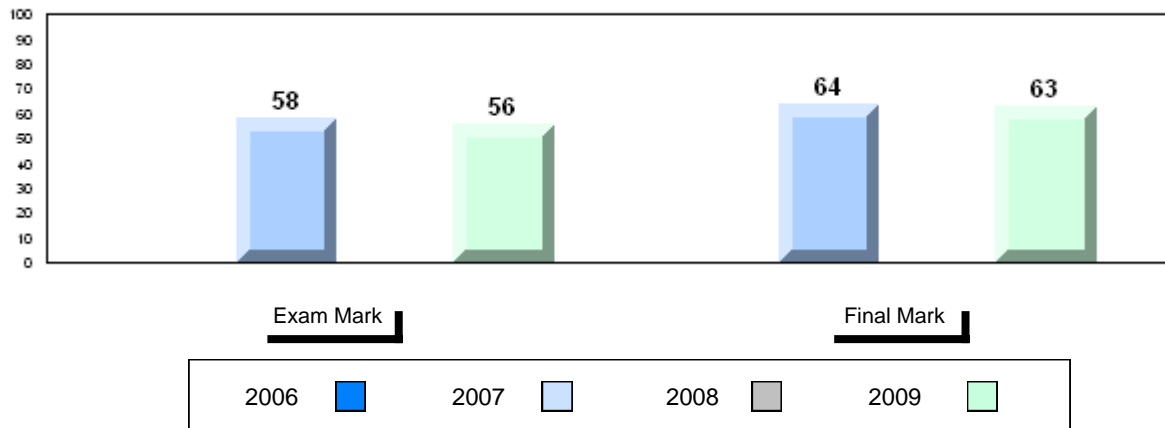
District 3 - Nova Central

#180 - A. R. Scammell Academy, Change Islands

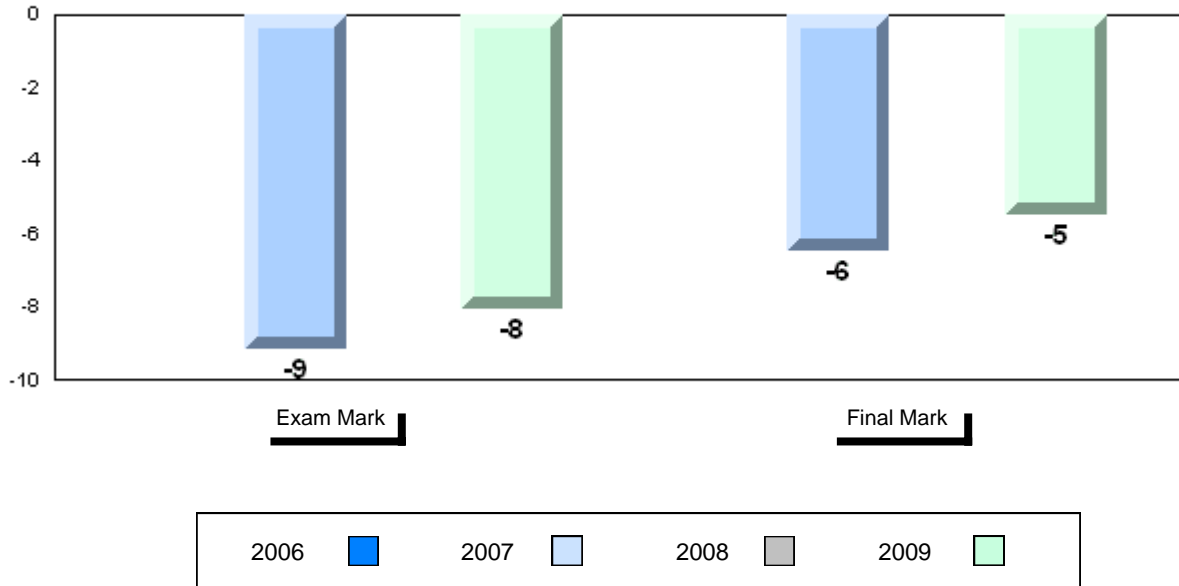
Grades: K-12

Number of Students	7	<b>Public Exam Mark</b>	School vs District	School vs Province	<b>Final Mark</b>	School vs District	School vs Province
<b>World History 3201</b>	School	55.6	q	q	62.6	q	q
	District	63.7			69.6		
	Province	63.7			68.0		
<b>Subtest</b>							
<b>WWI</b>	School	64.9	q	q			
	District	71.6					
	Province	71.2					
<b>Challenges and Changes</b>	School	49.7	q	q			
	District	61.8					
	Province	62.8					
<b>International Tensions (1930's and WWII)</b>	School	57.7	q	q			
	District	67.6					
	Province	67.6					
<b>Cold War</b>	School	44.9	q	q			
	District	52.5					
	Province	52.0					
<b>Regional Developments in Post WWII (5.1)</b>	School	0.0	q	q			
	District	49.2					
	Province	49.3					
<b>Regional Developments in Post WWII (5.2)</b>	School	49.0	q	q			
	District	52.1					
	Province	55.1					
<b>Challenges of the Modern Era</b>	School	62.2	P	P			
	District	61.8					
	Province	59.8					

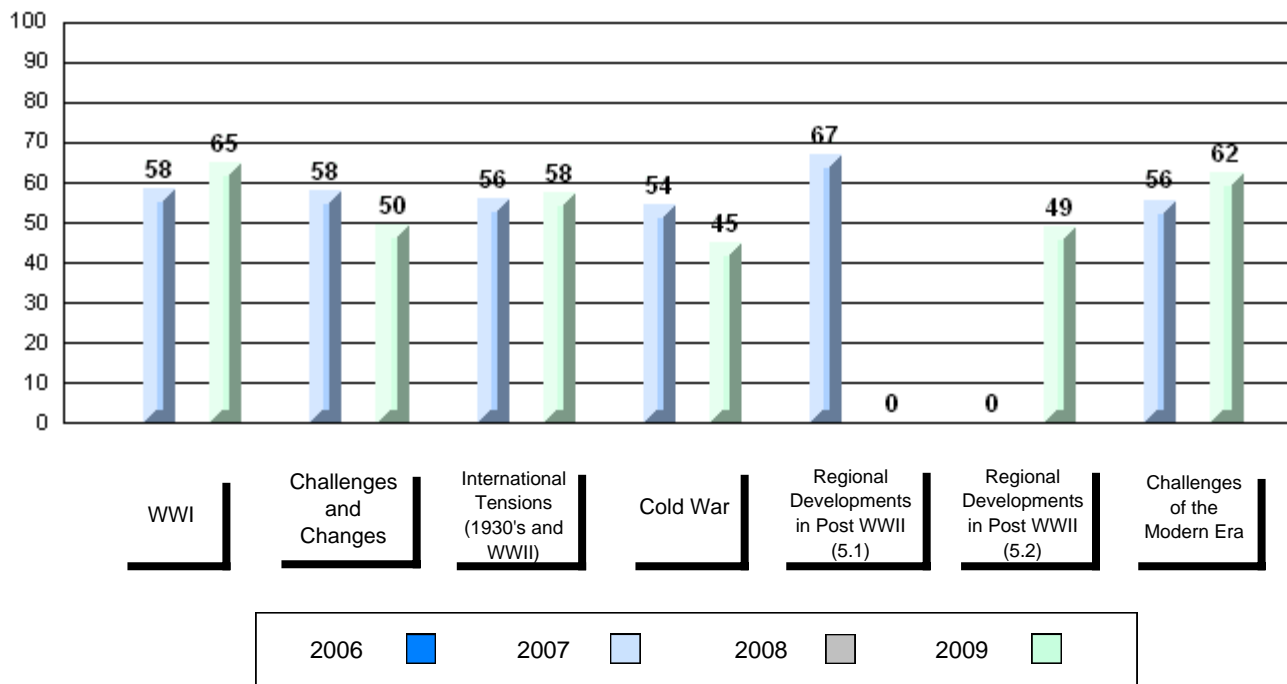
**Average Score, 2006-2009**



Difference from Provincial Mean, 2006-2009



4 Year Public Exam (Subtest) Mark Trend 2006-2009



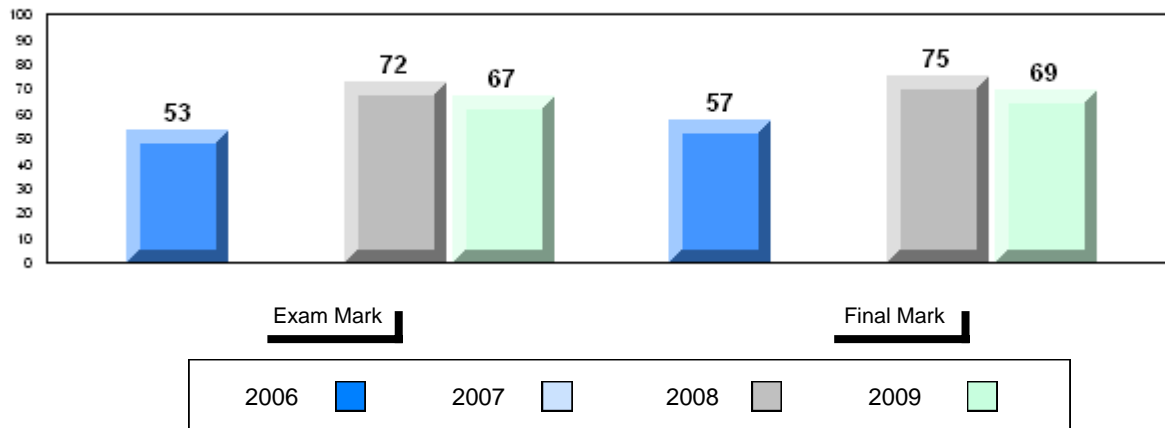
District 3 - Nova Central

#187 - Jane Collins Academy, Hare Bay

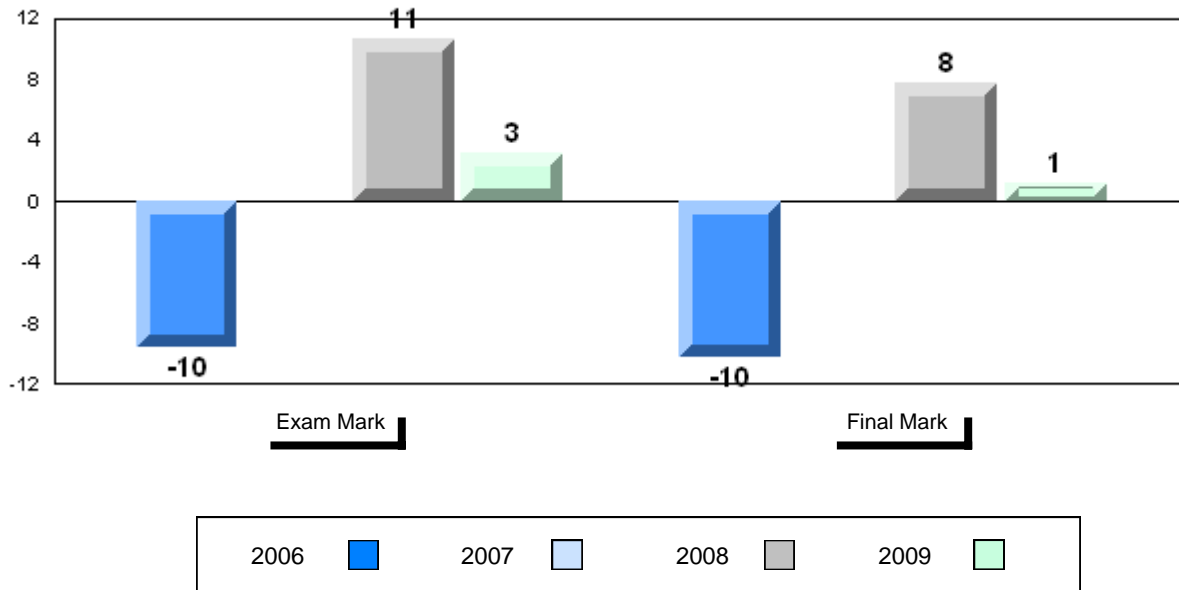
Grades: 9-12

Number of Students		11	<b>Public Exam Mark</b>			<b>Final Mark</b>		
			School vs District	School vs Province	School vs District	School vs Province		
<b>World History 3201</b>	School		66.8	P	P	69.3	Q	P
	District		63.7			69.6		
	Province		63.7			68.0		
<b>Subtest</b>								
<b>WWI</b>	School		70.0	Q	Q			
	District		71.6					
	Province		71.2					
<b>Challenges and Changes</b>	School		61.9	P	Q			
	District		61.8					
	Province		62.8					
<b>International Tensions (1930's and WWII)</b>	School		76.8	P	P			
	District		67.6					
	Province		67.6					
<b>Cold War</b>	School		53.3	P	P			
	District		52.5					
	Province		52.0					
<b>Regional Developments in Post WWII (5.1)</b>	School		54.6	P	P			
	District		49.2					
	Province		49.3					
<b>Regional Developments in Post WWII (5.2)</b>	School		0.0	Q	Q			
	District		52.1					
	Province		55.1					
<b>Challenges of the Modern Era</b>	School		70.8	P	P			
	District		61.8					
	Province		59.8					

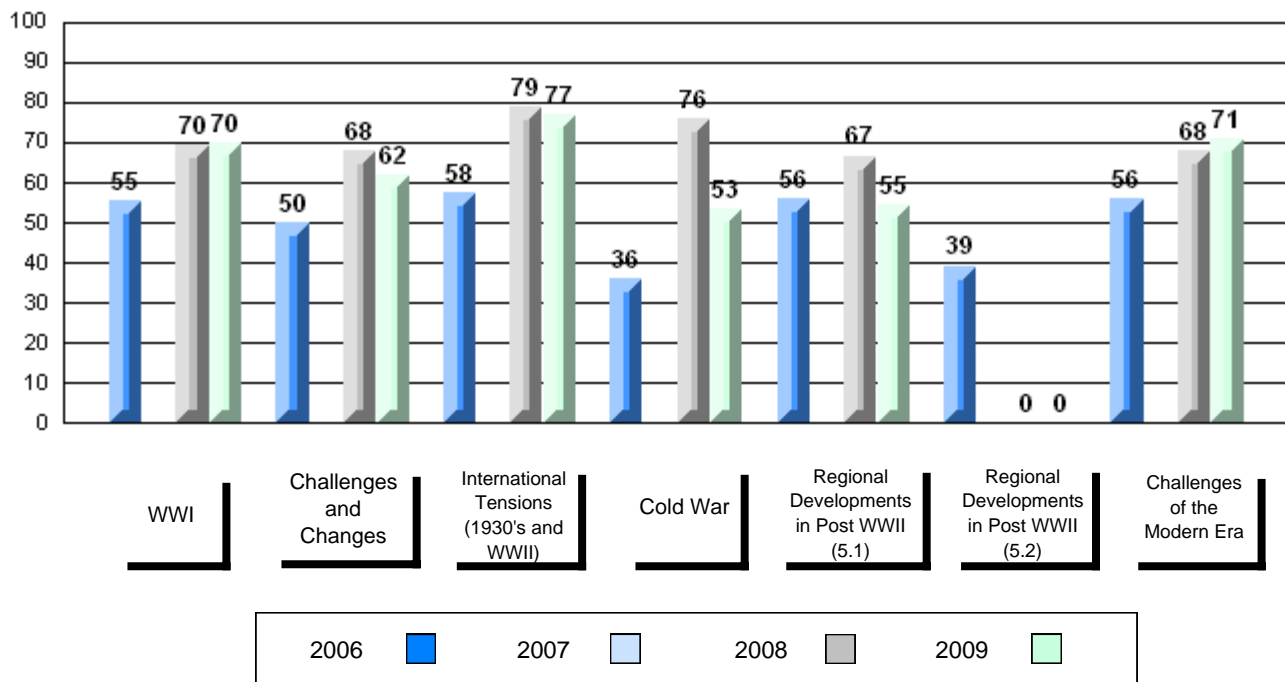
**Average Score, 2006-2009**



Difference from Provincial Mean, 2006-2009



4 Year Public Exam (Subtest) Mark Trend 2006-2009



District 3 - Nova Central

#402 - Leo Burke Academy, Bishop's Falls

Grades: 7-12

Number of Students

17

**World History 3201**

Subtest

**WWI**

**Challenges and Changes**

**International Tensions (1930's and WWII)**

**Cold War**

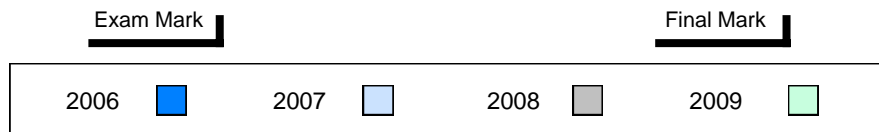
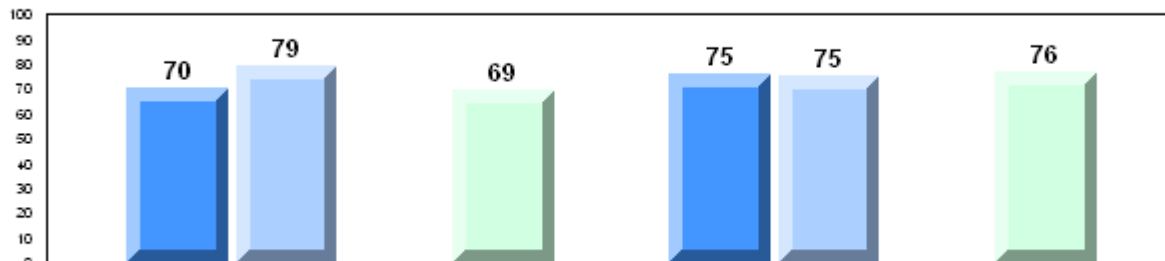
**Regional Developments in Post WWII (5.1)**

**Regional Developments in Post WWII (5.2)**

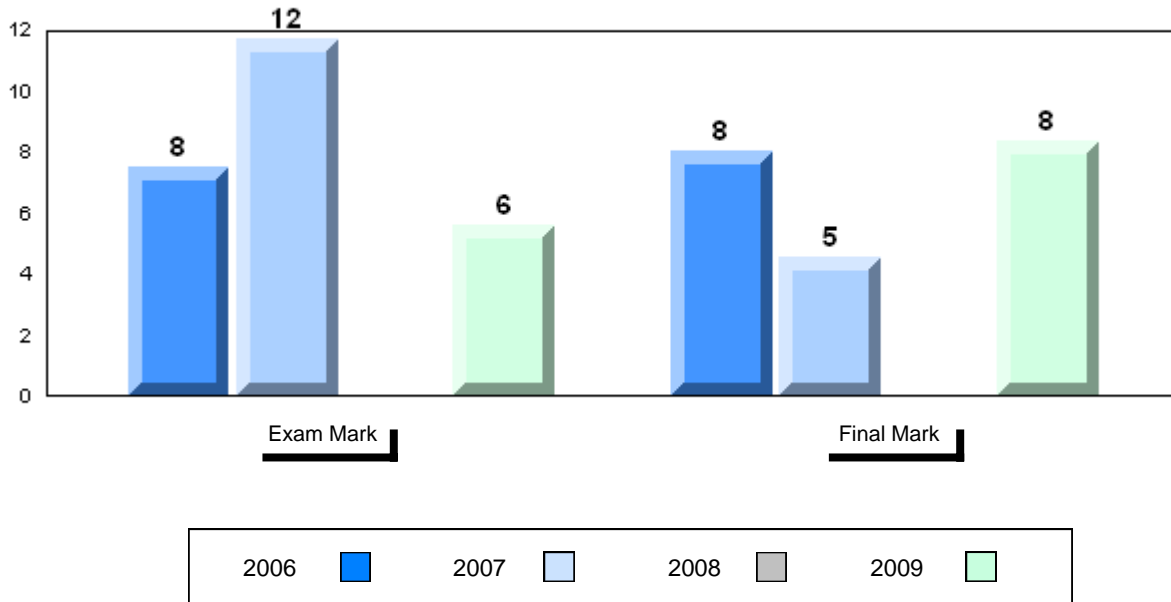
**Challenges of the Modern Era**

		<b>Public Exam Mark</b>	School vs District	School vs Province	<b>Final Mark</b>	School vs District	School vs Province
	School	69.3	P	P	76.4	P	P
	District	63.7					
	Province	63.7					
	School	78.3	P	P	68.0		
	District	71.6					
	Province	71.2					
	School	67.4	P	P			
	District	61.8					
	Province	62.8					
	School	75.6	P	P			
	District	67.6					
	Province	67.6					
	School	56.5	P	P			
	District	52.5					
	Province	52.0					
	School	14.3	Q	Q			
	District	49.2					
	Province	49.3					
	School	53.3	P	Q			
	District	52.1					
	Province	55.1					
	School	65.6	P	P			
	District	61.8					
	Province	59.8					

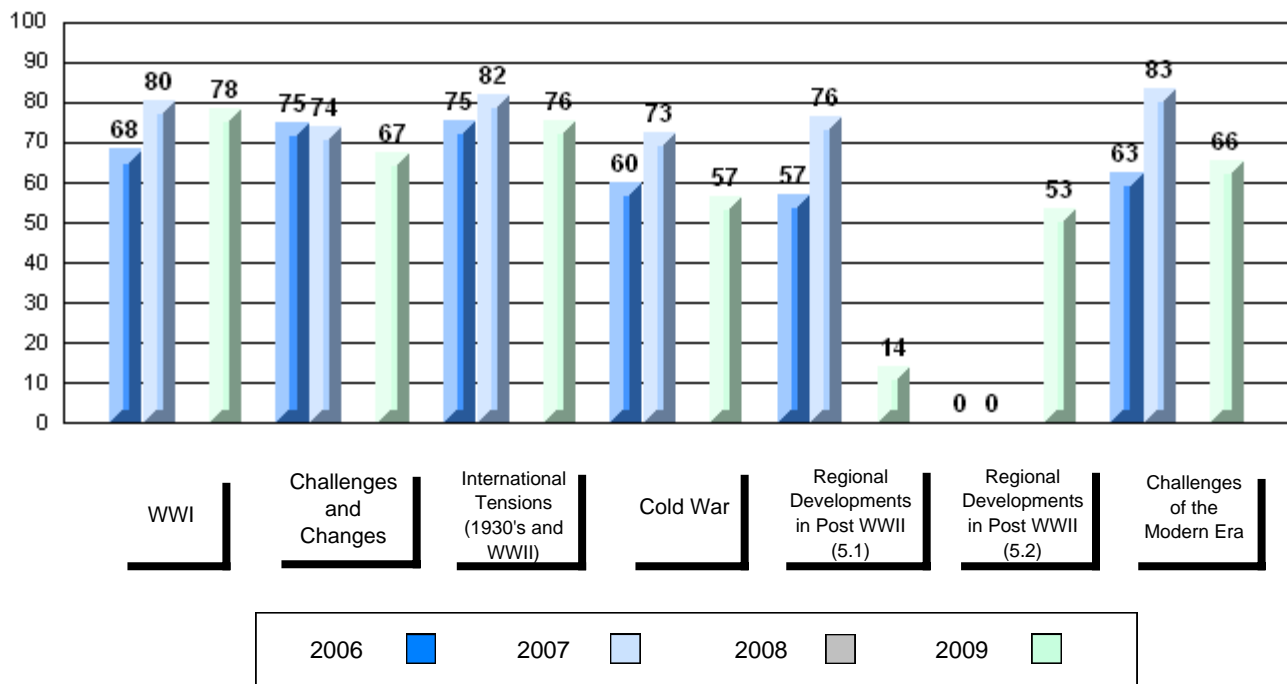
**Average Score, 2006-2009**



Difference from Provincial Mean, 2006-2009



4 Year Public Exam (Subtest) Mark Trend 2006-2009





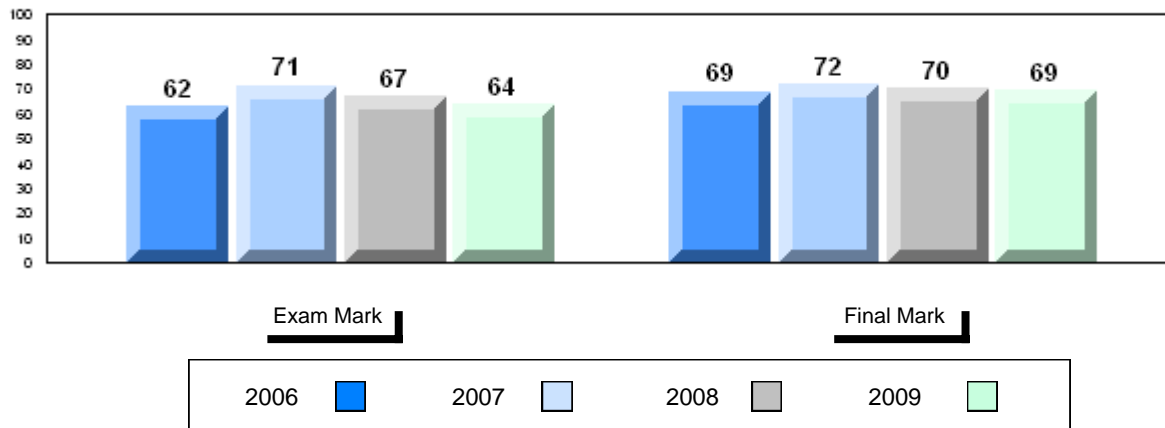
District 3 - Nova Central

#418 - Gander Collegiate, Gander

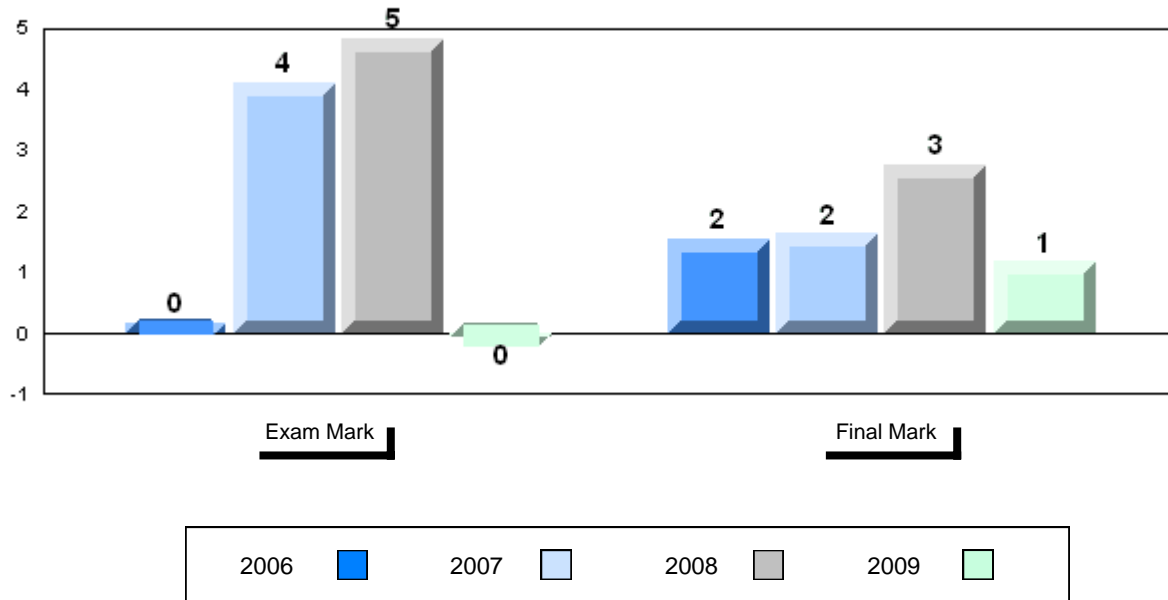
Grades: 10-12

Number of Students		Public Exam Mark			Final Mark			
			School vs District	School vs Province		School vs District	School vs Province	
<b>World History 3201</b>	School	43	63.6	q	q	69.2	q	p
	District		63.7			69.6		
	Province		63.7			68.0		
<b>Subtest</b>								
<b>WWI</b>	School		73.6	p	p			
	District		71.6					
	Province		71.2					
<b>Challenges and Changes</b>	School		61.6	q	q			
	District		61.8					
	Province		62.8					
<b>International Tensions (1930's and WWII)</b>	School		64.8	q	q			
	District		67.6					
	Province		67.6					
<b>Cold War</b>	School		52.4	q	p			
	District		52.5					
	Province		52.0					
<b>Regional Developments in Post WWII (5.1)</b>	School		50.9	p	p			
	District		49.2					
	Province		49.3					
<b>Regional Developments in Post WWII (5.2)</b>	School		38.1	q	q			
	District		52.1					
	Province		55.1					
<b>Challenges of the Modern Era</b>	School		65.8	p	p			
	District		61.8					
	Province		59.8					

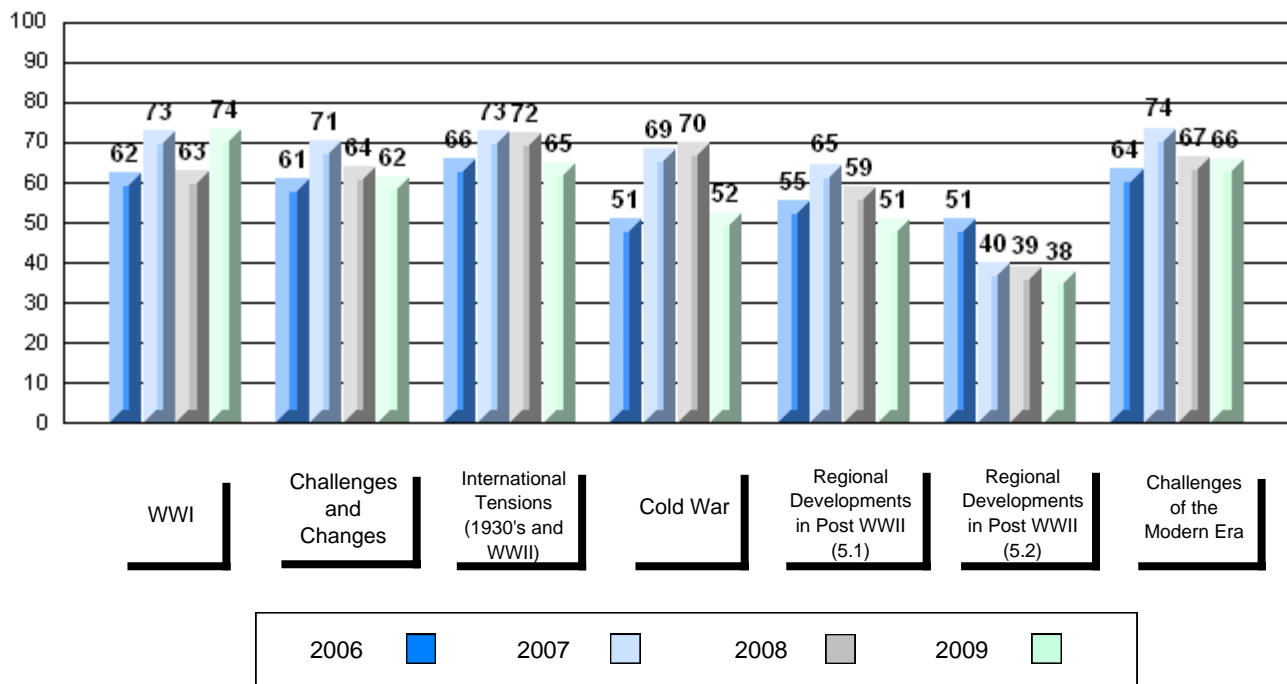
**Average Score, 2006-2009**



Difference from Provincial Mean, 2006-2009



4 Year Public Exam (Subtest) Mark Trend 2006-2009



District 3 - Nova Central

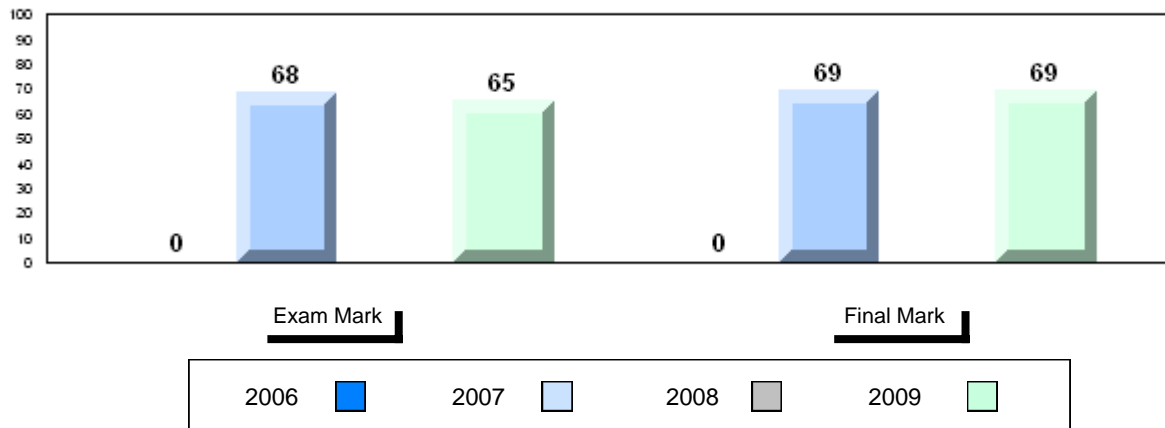
#421 - Lakewood Academy, Glenwood

Grades: K-12

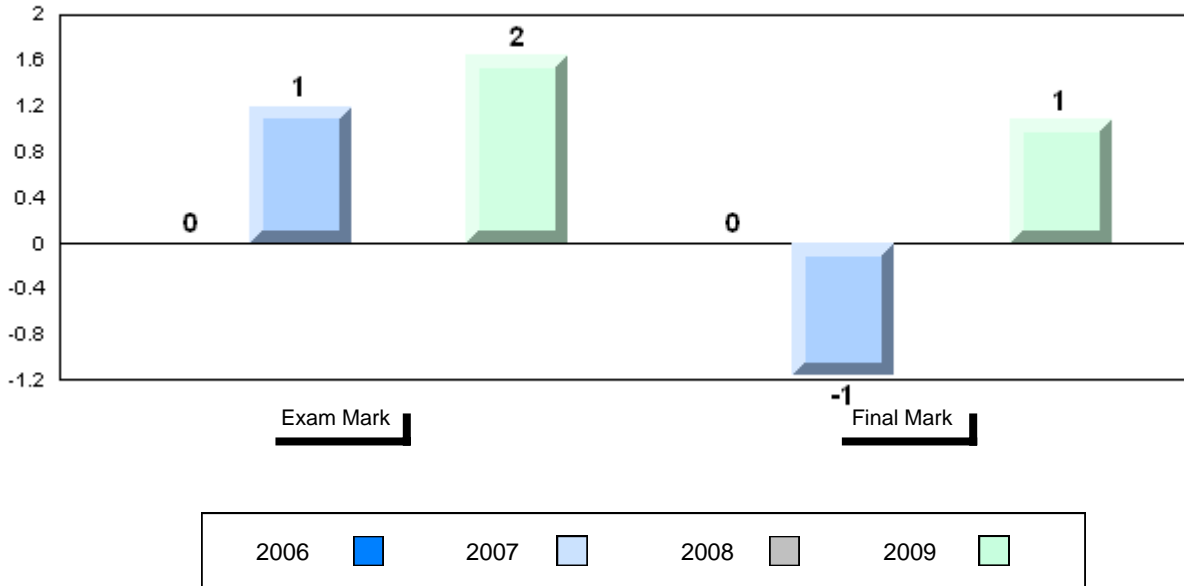
Number of Students 17

		<b>Public Exam Mark</b>	School vs District	School vs Province	<b>Final Mark</b>	School vs District	School vs Province
<b>World History 3201</b>	School	65.3	P	P	69.1	Q	P
	District	63.7					
	Province	63.7					
<u>Subtest</u>	School	68.5	Q	Q	68.0		
	District	71.6					
	Province	71.2					
<b>WWI</b>	School	65.4	P	P			
	District	61.8					
	Province	62.8					
<b>Challenges and Changes</b>	School	70.0	P	P			
	District	67.6					
	Province	67.6					
<b>International Tensions (1930's and WWII)</b>	School	59.2	P	P			
	District	52.5					
	Province	52.0					
<b>Cold War</b>	School	53.4	P	P			
	District	49.2					
	Province	49.3					
<b>Regional Developments in Post WWII (5.1)</b>	School	0.0	Q	Q			
	District	52.1					
	Province	55.1					
<b>Regional Developments in Post WWII (5.2)</b>	School	57.1	Q	Q			
	District	61.8					
	Province	59.8					

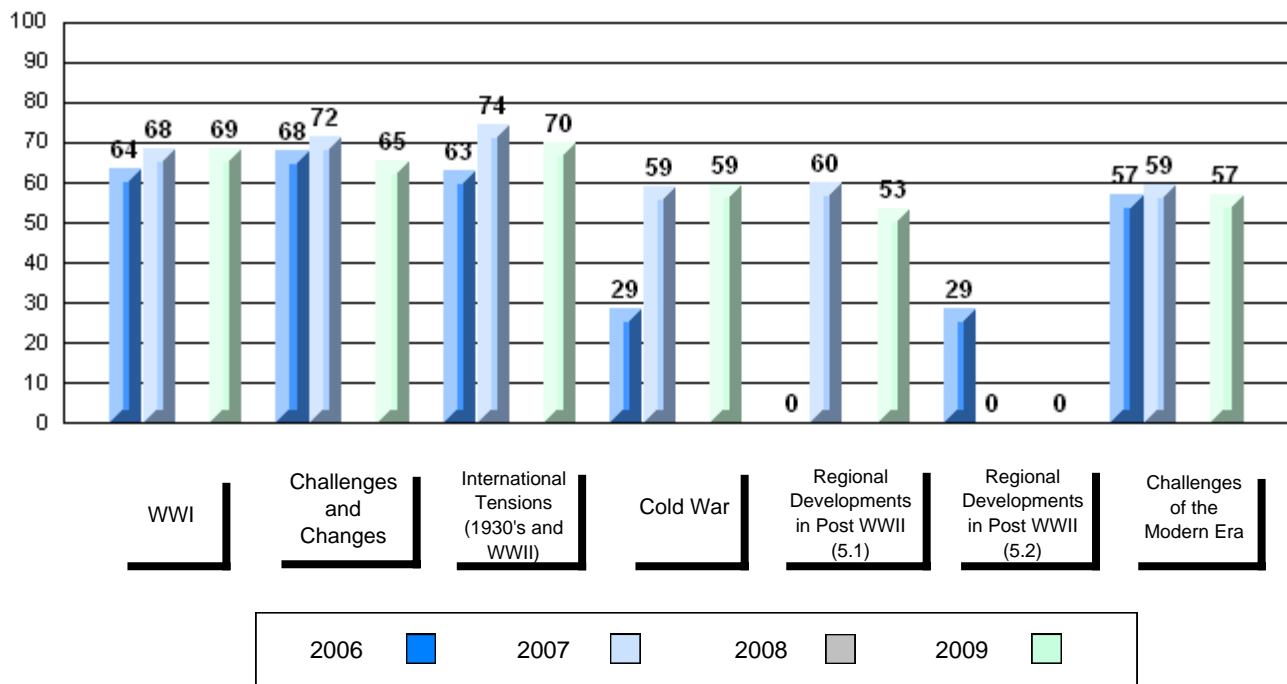
**Average Score, 2006-2009**



Difference from Provincial Mean, 2006-2009



4 Year Public Exam (Subtest) Mark Trend 2006-2009



District 3 - Nova Central

#422 - Glovertown Academy, Glovertown

Grades: K-12

Number of Students

1

**Public Exam Mark**

School vs District      School vs Province

**Final Mark**

School vs District      School vs Province

**World History 3201**

School  
District  
Province

School data with 5 or fewer students withheld for reasons of confidentiality

School data with 5 or fewer students withheld for reasons of confidentiality

Subtest

**WWI**

School  
District  
Province

**Challenges and Changes**

School  
District  
Province

**International Tensions (1930's and WWII)**

School  
District  
Province

**Cold War**

School  
District  
Province

**Regional Developments in Post WWII (5.1)**

School  
District  
Province

**Regional Developments in Post WWII (5.2)**

School  
District  
Province

**Challenges of the Modern Era**

School  
District  
Province

**Average Score, 2006-2009**

School data with 5 or fewer students withheld for reasons of confidentiality

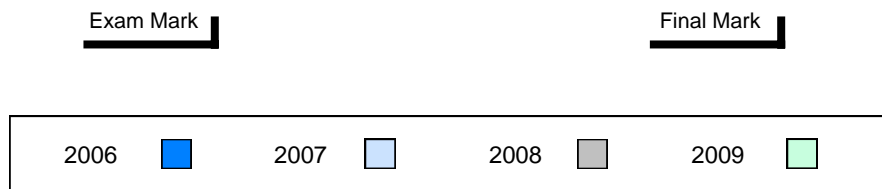
Exam Mark

Final Mark



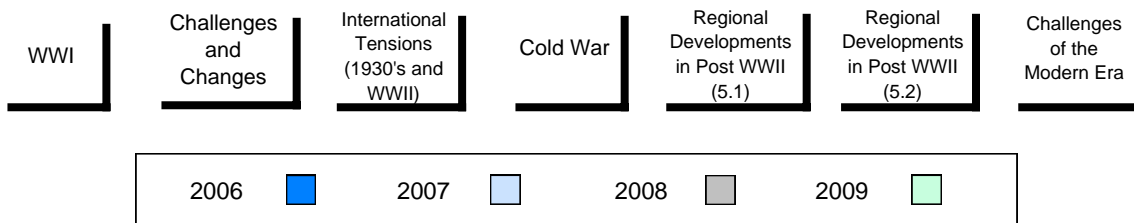
**Difference from Provincial Mean, 2006-2009**

School data with 5 or fewer students withheld for reasons of confidentiality



**4 Year Public Exam (Subtest) Mark Trend 2006-2009**

School data with 5 or fewer students withheld for reasons of confidentiality



District 3 - Nova Central

#480 - Exploits Valley High, Grand Falls-Windsor

Grades: 10-12

Number of Students 29

**World History 3201**

Subtest

**WWI**

**Challenges and Changes**

**International Tensions (1930's and WWII)**

**Cold War**

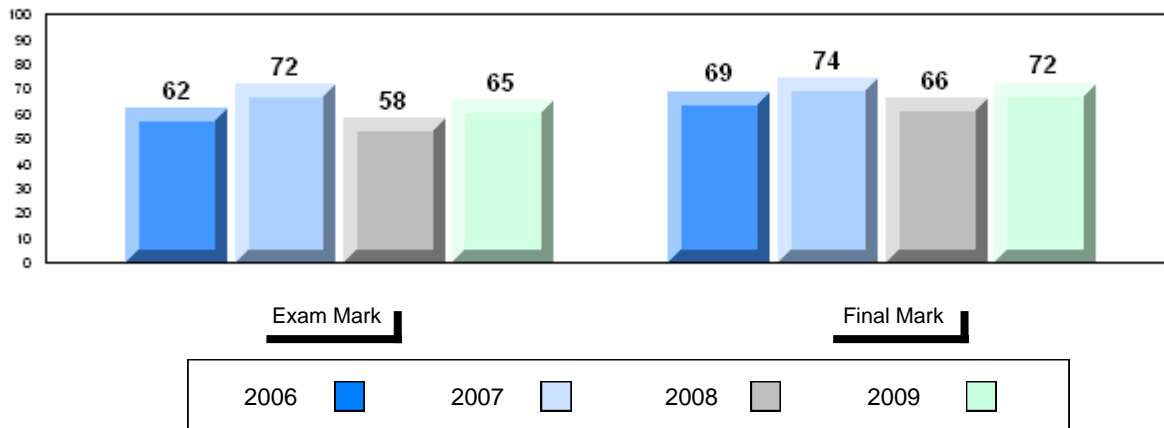
**Regional Developments in Post WWII (5.1)**

**Regional Developments in Post WWII (5.2)**

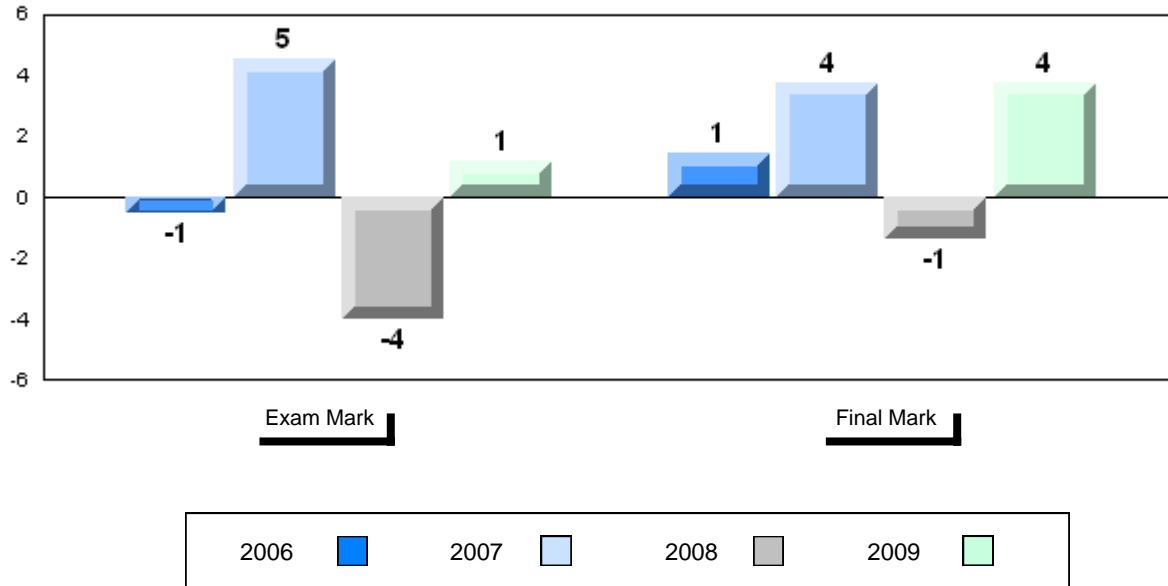
**Challenges of the Modern Era**

		<b>Public Exam Mark</b>	School vs District	School vs Province	<b>Final Mark</b>	School vs District	School vs Province
	School	64.9	P	P	71.8	P	P
	District	63.7			69.6		
	Province	63.7			68.0		
<b>WWI</b>	School	72.3	P	P			
	District	71.6					
	Province	71.2					
<b>Challenges and Changes</b>	School	63.2	P	P			
	District	61.8					
	Province	62.8					
<b>International Tensions (1930's and WWII)</b>	School	69.0	P	P			
	District	67.6					
	Province	67.6					
<b>Cold War</b>	School	57.8	P	P			
	District	52.5					
	Province	52.0					
<b>Regional Developments in Post WWII (5.1)</b>	School	41.7	Q	Q			
	District	49.2					
	Province	49.3					
<b>Regional Developments in Post WWII (5.2)</b>	School	53.8	P	Q			
	District	52.1					
	Province	55.1					
<b>Challenges of the Modern Era</b>	School	57.4	Q	Q			
	District	61.8					
	Province	59.8					

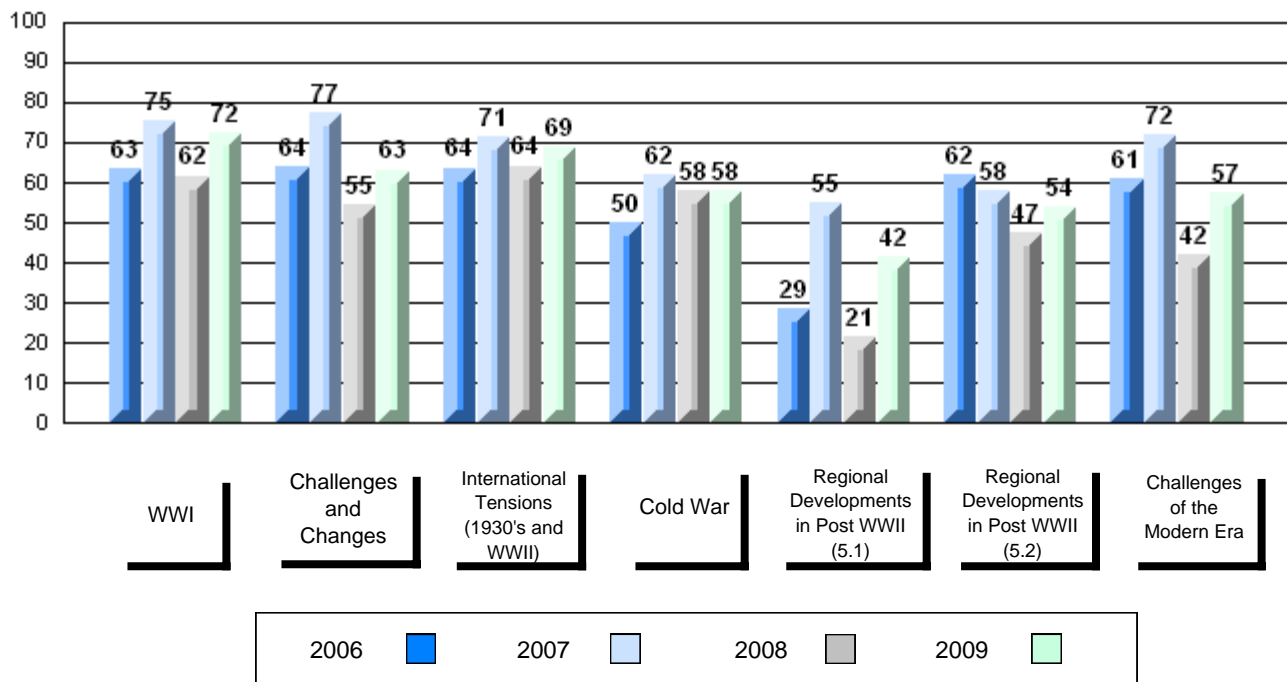
**Average Score, 2006-2009**



Difference from Provincial Mean, 2006-2009



4 Year Public Exam (Subtest) Mark Trend 2006-2009





District 4 - Eastern

#218 - St. Joseph's Academy, Lamaline

Grades: K-12

Number of Students

1

**World History 3201**

School  
District  
Province

**Public  
Exam  
Mark**

School vs District  
School vs Province

School data with 5 or fewer  
students withheld for reasons of  
confidentiality

**Final  
Mark**

School vs District  
School vs Province

School data with 5 or fewer  
students withheld for reasons of  
confidentiality

Subtest

**WWI**

School  
District  
Province

**Challenges  
and Changes**

School  
District  
Province

**International  
Tensions (1930's  
and WWII)**

School  
District  
Province

**Cold War**

School  
District  
Province

**Regional  
Developments  
in Post WWII (5.1)**

School  
District  
Province

**Regional  
Developments  
in Post WWII (5.2)**

School  
District  
Province

**Challenges of the  
Modern Era**

School  
District  
Province

**Average Score, 2006-2009**

School data with 5 or fewer students withheld for reasons of confidentiality

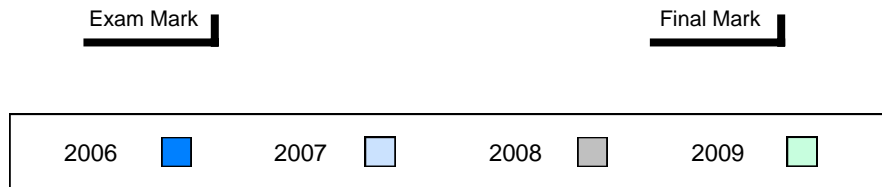
Exam Mark

Final Mark



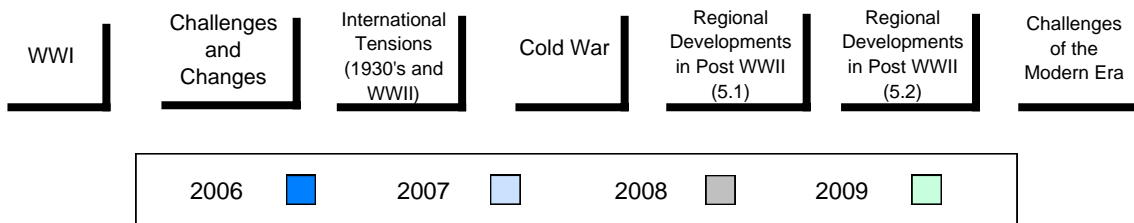
**Difference from Provincial Mean, 2006-2009**

School data with 5 or fewer students withheld for reasons of confidentiality



**4 Year Public Exam (Subtest) Mark Trend 2006-2009**

School data with 5 or fewer students withheld for reasons of confidentiality



District 4 - Eastern

#219 - Marystown Central High School, Marystown

Grades: 10-12

Number of Students

91

**World History 3201**

Subtest

**WWI**

**Challenges and Changes**

**International Tensions (1930's and WWII)**

**Cold War**

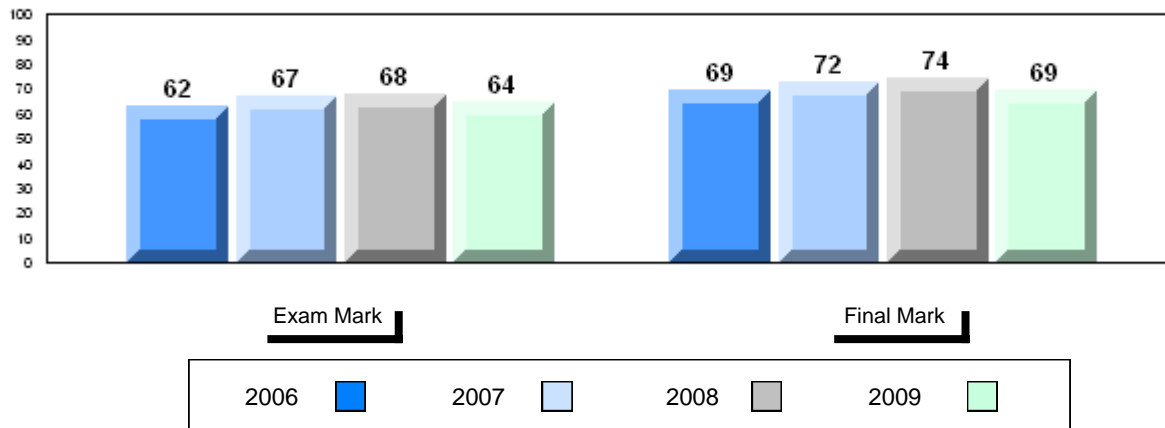
**Regional Developments in Post WWII (5.1)**

**Regional Developments in Post WWII (5.2)**

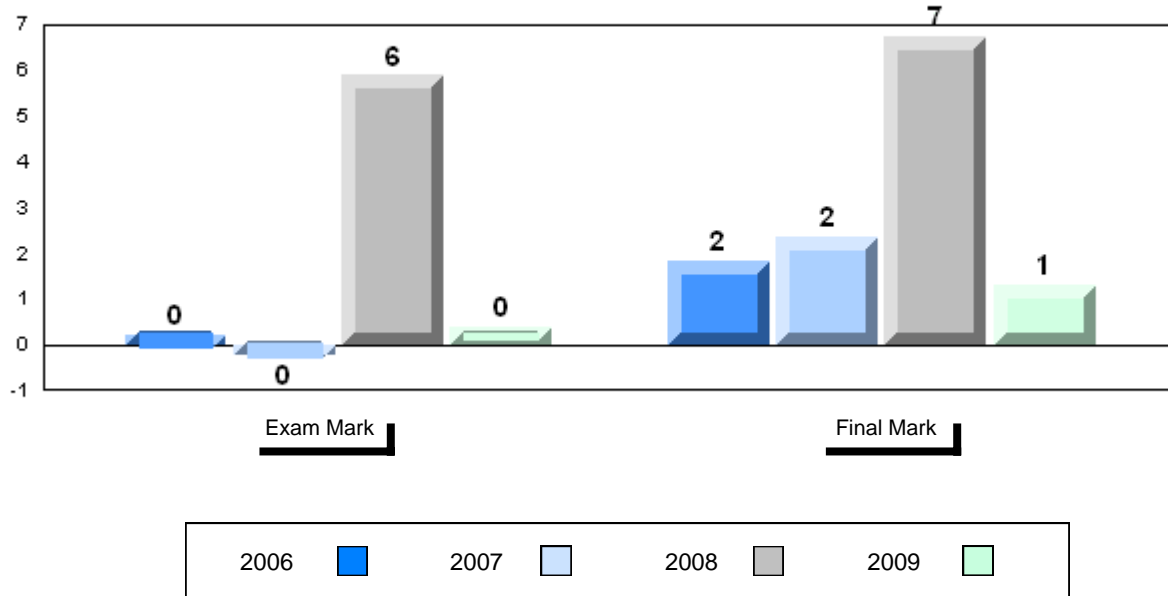
**Challenges of the Modern Era**

		<b>Public Exam Mark</b>	School vs District	School vs Province	<b>Final Mark</b>	School vs District	School vs Province
	School	64.0	P	P	69.4	P	P
	District	63.5			67.7		
	Province	63.7			68.0		
<b>WWI</b>	School	73.1	P	P			
	District	71.2					
	Province	71.2					
<b>Challenges and Changes</b>	School	62.5	q	q			
	District	62.6					
	Province	62.8					
<b>International Tensions (1930's and WWII)</b>	School	65.8	q	q			
	District	67.4					
	Province	67.6					
<b>Cold War</b>	School	49.7	q	q			
	District	52.0					
	Province	52.0					
<b>Regional Developments in Post WWII (5.1)</b>	School	29.7	q	q			
	District	48.6					
	Province	49.3					
<b>Regional Developments in Post WWII (5.2)</b>	School	64.1	P	P			
	District	53.8					
	Province	55.1					
<b>Challenges of the Modern Era</b>	School	62.6	P	P			
	District	59.9					
	Province	59.8					

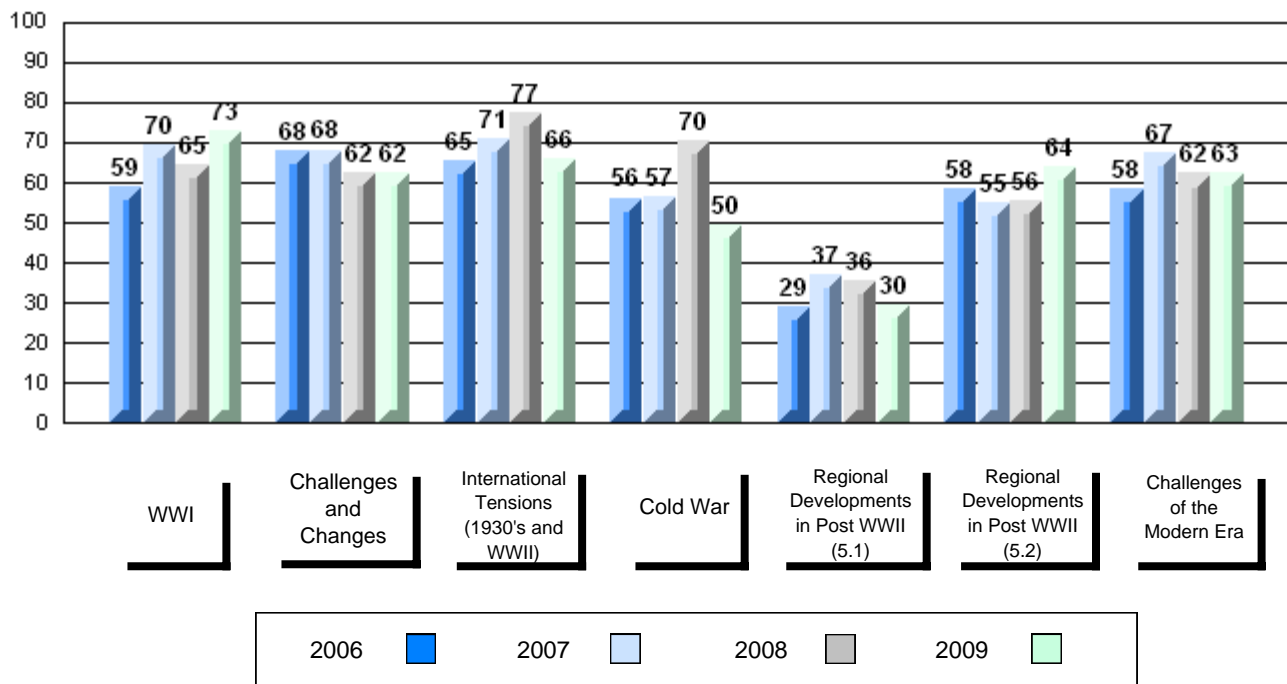
**Average Score, 2006-2009**



Difference from Provincial Mean, 2006-2009



4 Year Public Exam (Subtest) Mark Trend 2006-2009



District 4 - Eastern

#231 - Discovery Collegiate, Bonavista

Grades: 9-12

Number of Students

30

**World History 3201**

Subtest

**WWI**

**Challenges and Changes**

**International Tensions (1930's and WWII)**

**Cold War**

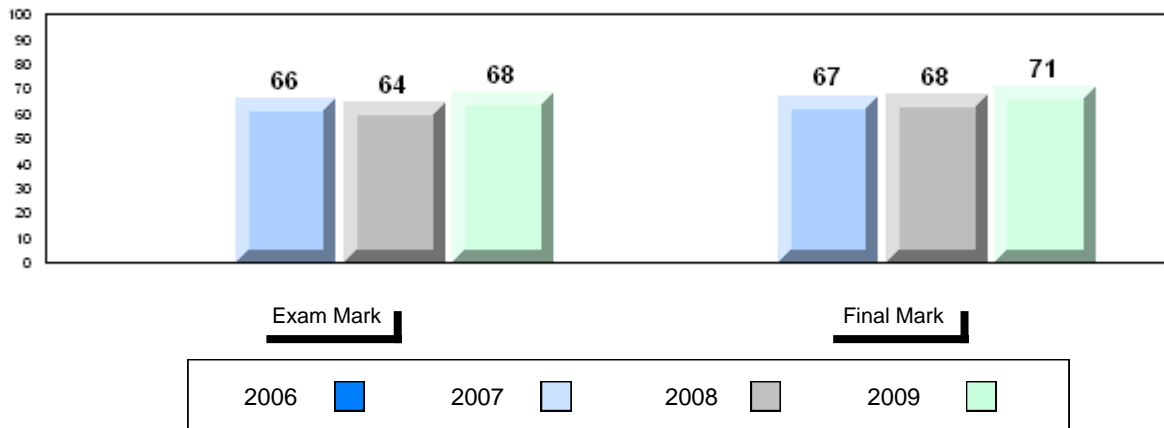
**Regional Developments in Post WWII (5.1)**

**Regional Developments in Post WWII (5.2)**

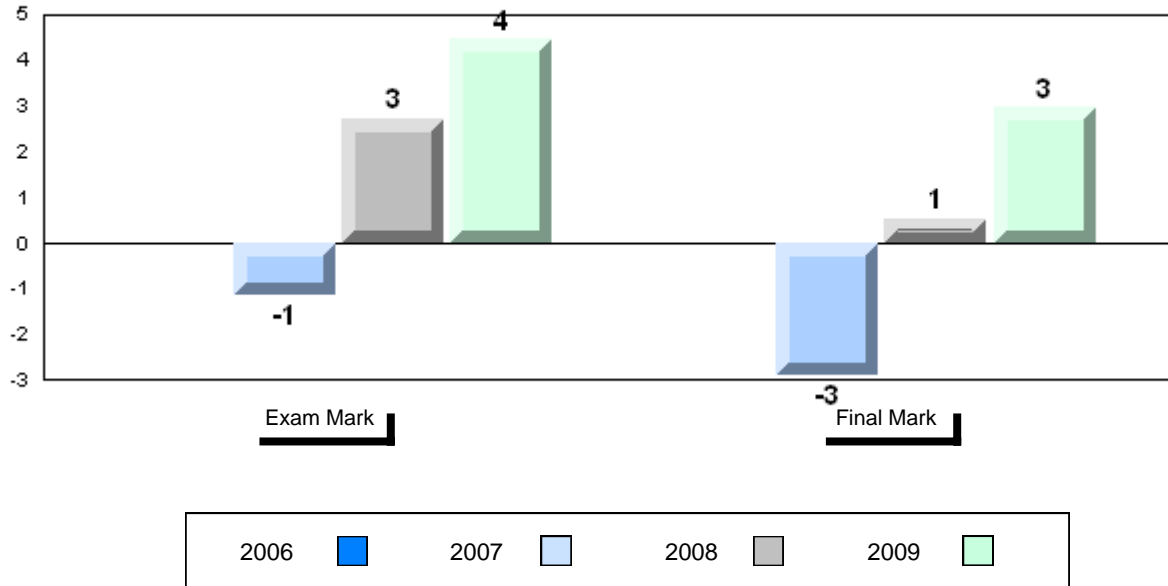
**Challenges of the Modern Era**

		<b>Public Exam Mark</b>	School vs District	School vs Province	<b>Final Mark</b>	School vs District	School vs Province
	School	68.1	P	P	71.0	P	P
	District	63.5			67.7		
	Province	63.7			68.0		
<b>WWI</b>	School	71.7	P	P			
	District	71.2					
	Province	71.2					
<b>Challenges and Changes</b>	School	69.2	P	P			
	District	62.6					
	Province	62.8					
<b>International Tensions (1930's and WWII)</b>	School	72.5	P	P			
	District	67.4					
	Province	67.6					
<b>Cold War</b>	School	54.8	P	P			
	District	52.0					
	Province	52.0					
<b>Regional Developments in Post WWII (5.1)</b>	School	60.2	P	P			
	District	48.6					
	Province	49.3					
<b>Regional Developments in Post WWII (5.2)</b>	School	0.0	Q	Q			
	District	53.8					
	Province	55.1					
<b>Challenges of the Modern Era</b>	School	67.4	P	P			
	District	59.9					
	Province	59.8					

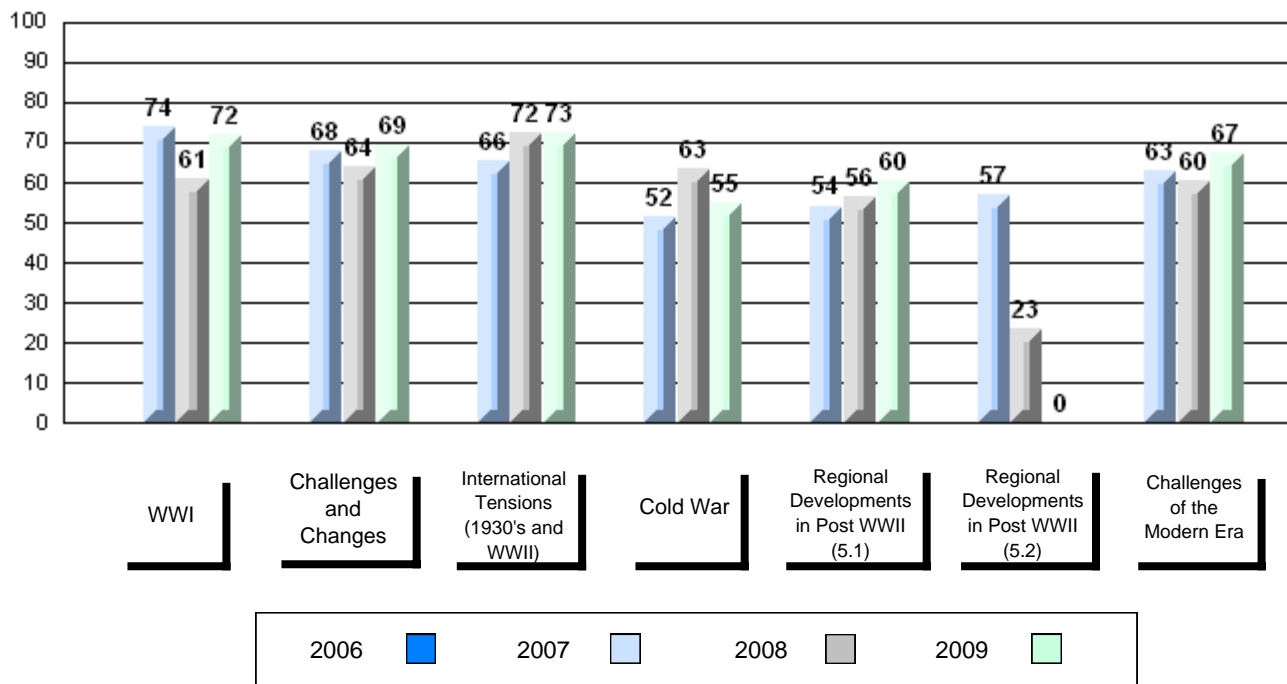
**Average Score, 2006-2009**



Difference from Provincial Mean, 2006-2009



4 Year Public Exam (Subtest) Mark Trend 2006-2009



District 4 - Eastern

#247 - Roncalli Central High, Avondale

Grades: 7-12

Number of Students

12

**Public Exam Mark**

School vs District

School vs Province

**Final Mark**

School vs District

School vs Province

**World History 3201**

School  
District  
Province

70.4  
63.5  
63.7

P

P

71.8  
67.7  
68.0

P

P

Subtest

**WWI**

School  
District  
Province

76.3  
71.2  
71.2

P

P

**Challenges and Changes**

School  
District  
Province

67.0  
62.6  
62.8

P

P

**International Tensions (1930's and WWII)**

School  
District  
Province

75.3  
67.4  
67.6

P

P

**Cold War**

School  
District  
Province

64.0  
52.0  
52.0

P

P

**Regional Developments in Post WWII (5.1)**

School  
District  
Province

63.1  
48.6  
49.3

P

P

**Regional Developments in Post WWII (5.2)**

School  
District  
Province

0.0  
53.8  
55.1

Q

Q

**Challenges of the Modern Era**

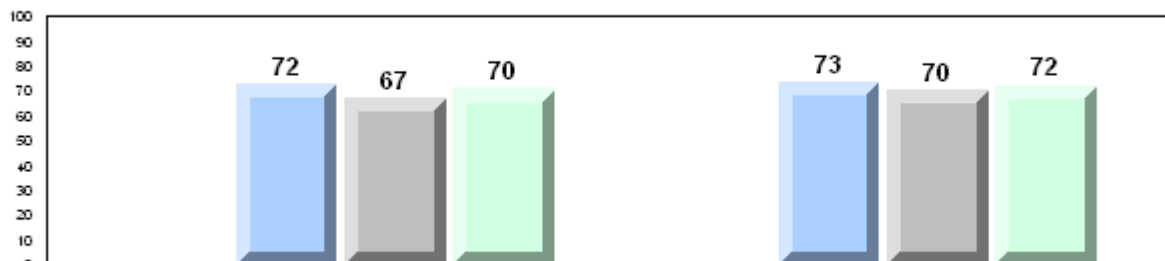
School  
District  
Province

61.9  
59.9  
59.8

P

P

**Average Score, 2006-2009**

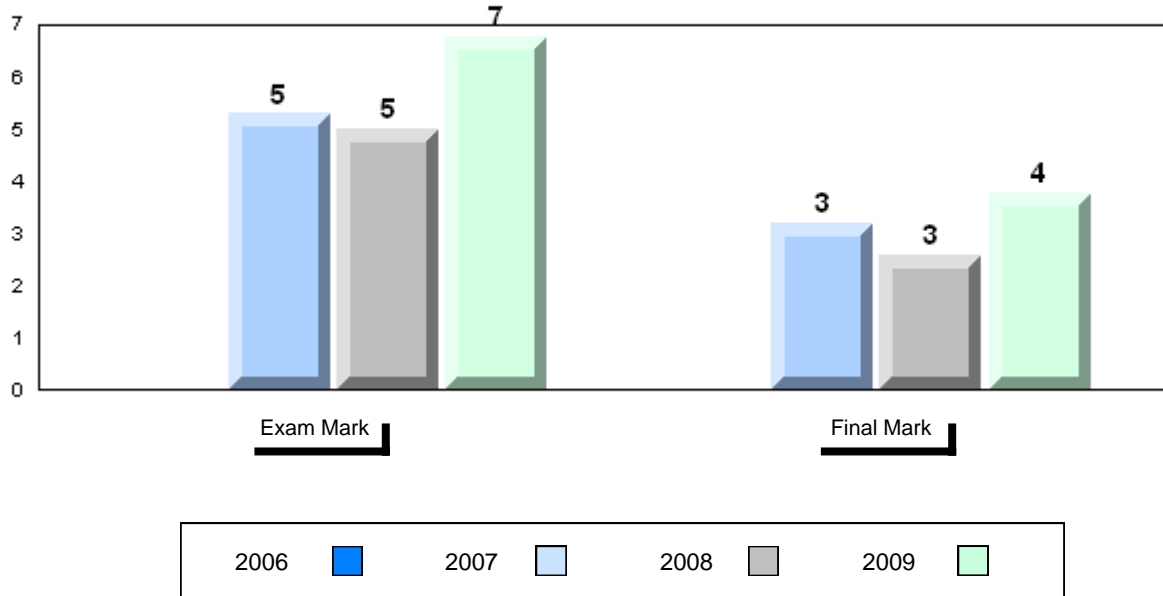


**Exam Mark**

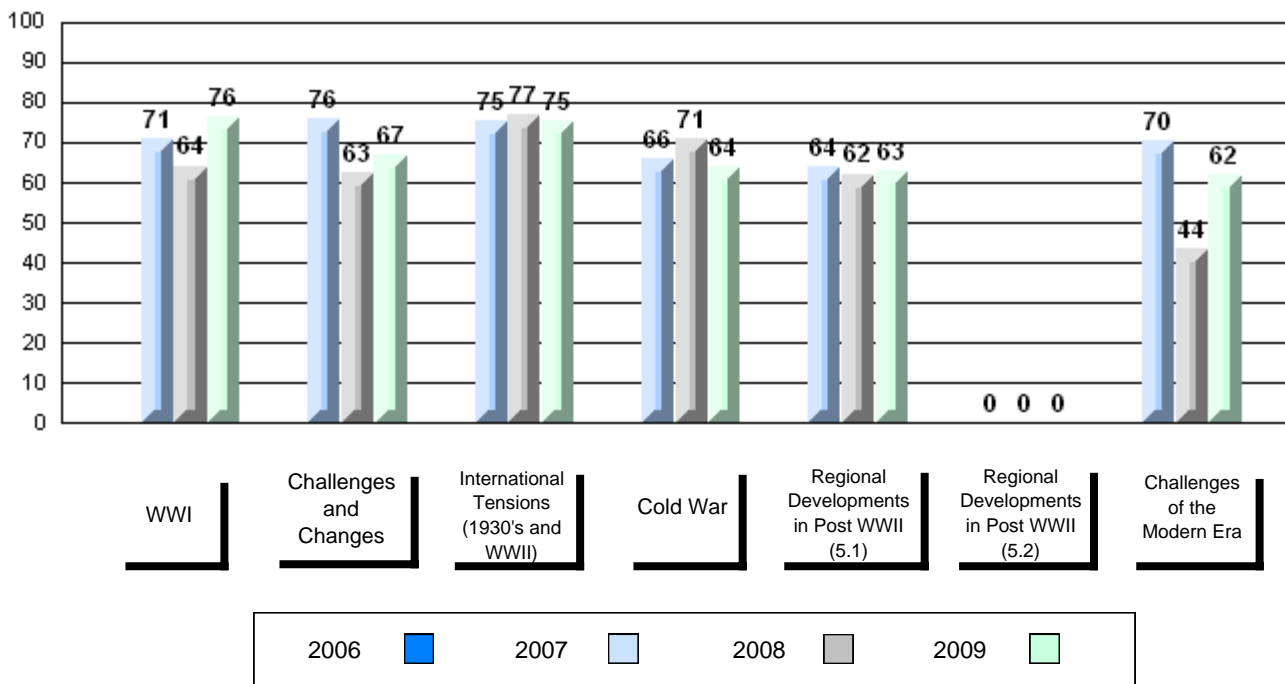
**Final Mark**



Difference from Provincial Mean, 2006-2009



4 Year Public Exam (Subtest) Mark Trend 2006-2009





District 4 - Eastern

#249 - Ascension Collegiate, Bay Roberts

Grades: 10-12

Number of Students

63

**Public Exam Mark**

School vs District

School vs Province

**Final Mark**

School vs District

School vs Province

**World History 3201**

School  
District  
Province

58.7  
63.5  
63.7

q

q

63.7  
67.7  
68.0

q

q

Subtest

**WWI**

School  
District  
Province

66.9  
71.2  
71.2

q

q

**Challenges and Changes**

School  
District  
Province

59.8  
62.6  
62.8

q

q

**International Tensions (1930's and WWII)**

School  
District  
Province

61.6  
67.4  
67.6

q

q

**Cold War**

School  
District  
Province

48.6  
52.0  
52.0

q

q

**Regional Developments in Post WWII (5.1)**

School  
District  
Province

42.9  
48.6  
49.3

q

q

**Regional Developments in Post WWII (5.2)**

School  
District  
Province

14.3  
53.8  
55.1

q

q

**Challenges of the Modern Era**

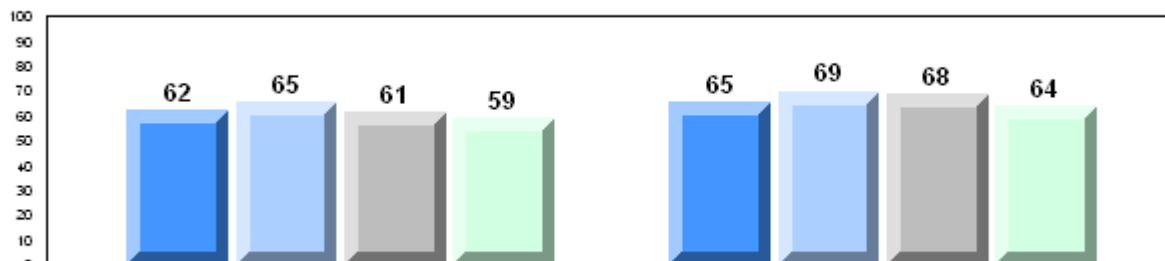
School  
District  
Province

50.8  
59.9  
59.8

q

q

**Average Score, 2006-2009**

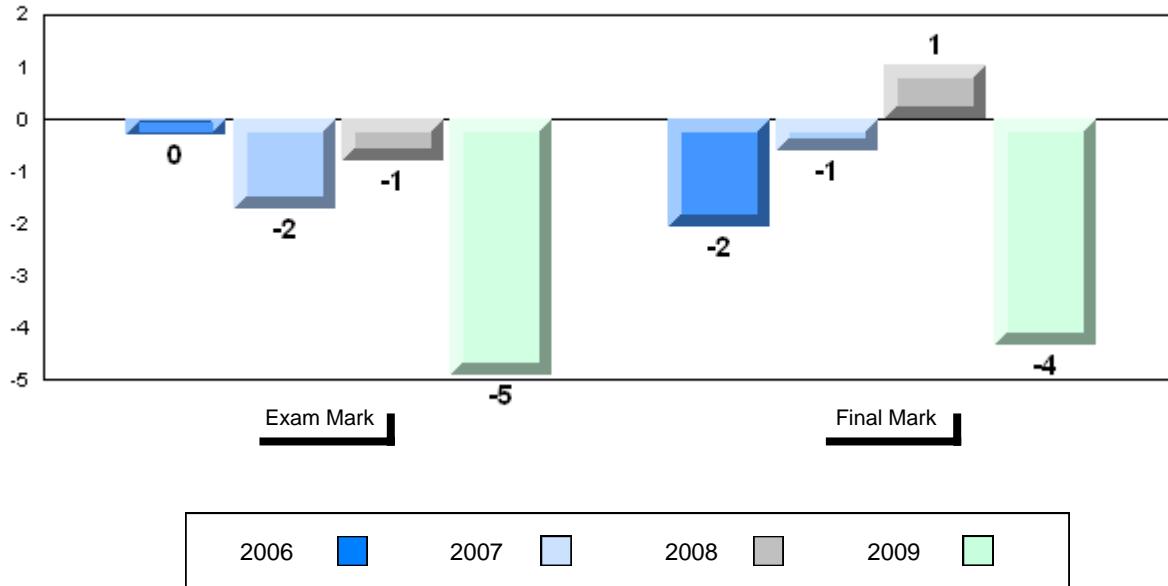


**Exam Mark**

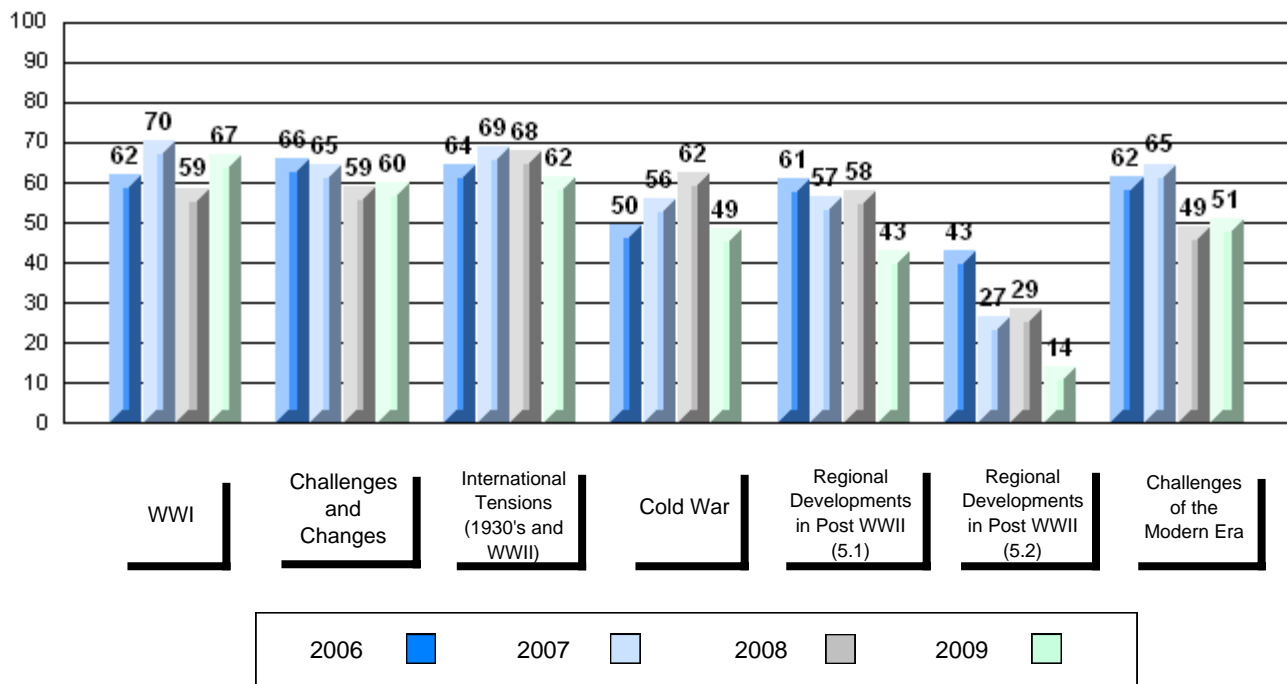
**Final Mark**



Difference from Provincial Mean, 2006-2009



4 Year Public Exam (Subtest) Mark Trend 2006-2009



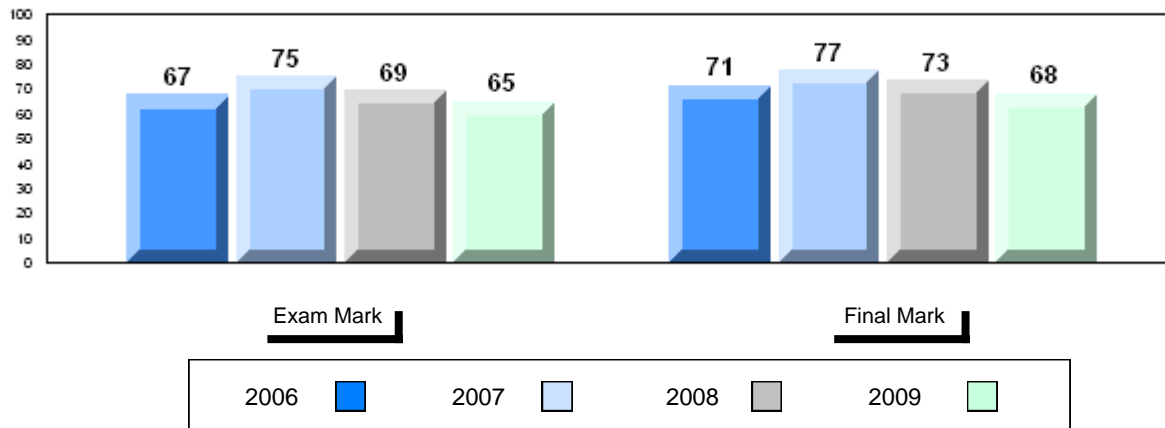
District 4 - Eastern

#253 - Carbonear Collegiate, Carbonear

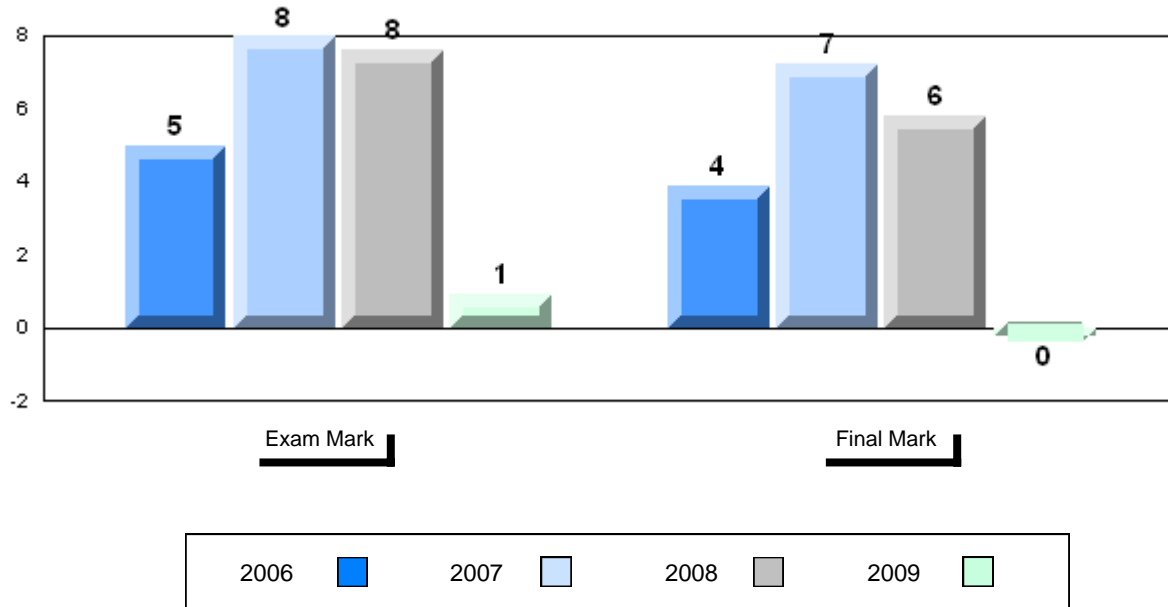
Grades: 10-12

Number of Students	50	<b>Public Exam Mark</b>	School vs District	School vs Province	<b>Final Mark</b>	School vs District	School vs Province
<b>World History 3201</b>	School	64.6	P	P	67.8	P	Q
	District	63.5					
	Province	63.7					
<u>Subtest</u>							
<b>WWI</b>	School	73.2	P	P	68.0		
	District	71.2					
	Province	71.2					
<b>Challenges and Changes</b>	School	61.2	Q	Q			
	District	62.6					
	Province	62.8					
<b>International Tensions (1930's and WWII)</b>	School	67.7	P	P			
	District	67.4					
	Province	67.6					
<b>Cold War</b>	School	59.4	P	P			
	District	52.0					
	Province	52.0					
<b>Regional Developments in Post WWII (5.1)</b>	School	46.3	Q	Q			
	District	48.6					
	Province	49.3					
<b>Regional Developments in Post WWII (5.2)</b>	School	0.0	Q	Q			
	District	53.8					
	Province	55.1					
<b>Challenges of the Modern Era</b>	School	61.4	P	P			
	District	59.9					
	Province	59.8					

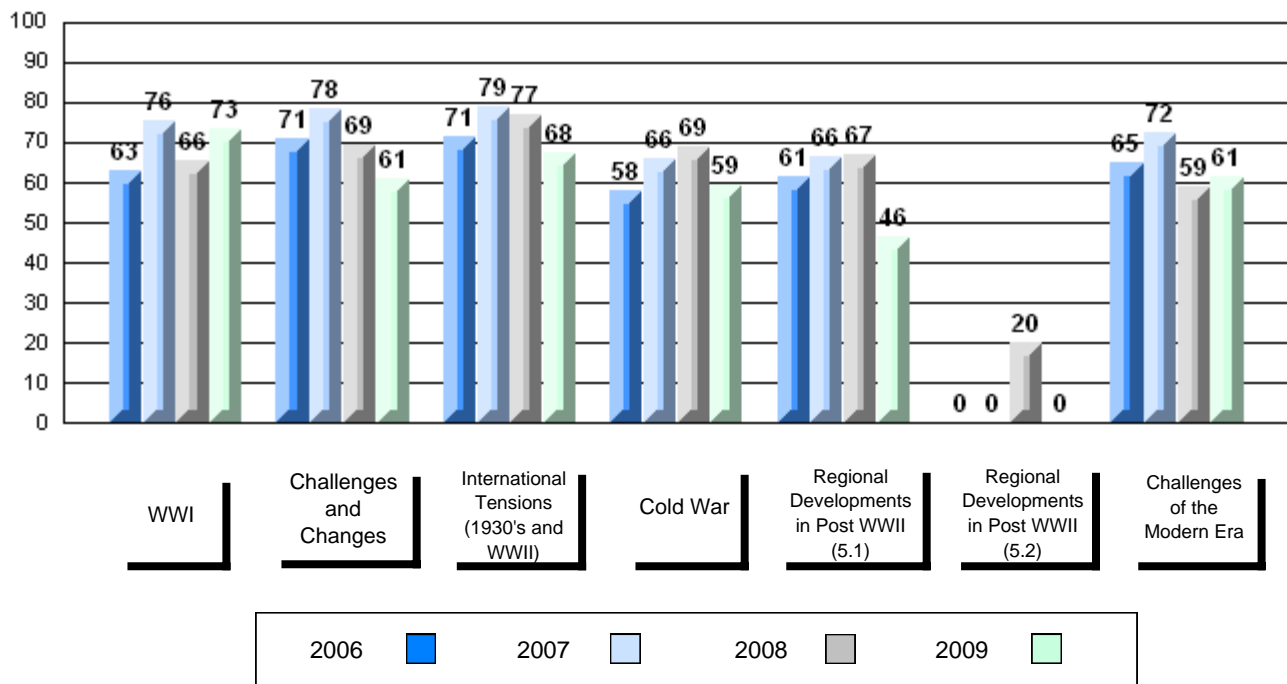
**Average Score, 2006-2009**



Difference from Provincial Mean, 2006-2009



4 Year Public Exam (Subtest) Mark Trend 2006-2009



District 4 - Eastern

#280 - Laval High School, Placentia

Grades: 9-12

Number of Students

15

**Public Exam Mark**

School vs District

School vs Province

**Final Mark**

School vs District

School vs Province

**World History 3201**

School  
District  
Province

71.4  
63.5  
63.7

P

P

76.1  
67.7  
68.0

P

P

Subtest

**WWI**

School  
District  
Province

73.2  
71.2  
71.2

P

P

**Challenges and Changes**

School  
District  
Province

73.6  
62.6  
62.8

P

P

**International Tensions (1930's and WWII)**

School  
District  
Province

75.9  
67.4  
67.6

P

P

**Cold War**

School  
District  
Province

61.0  
52.0  
52.0

P

P

**Regional Developments in Post WWII (5.1)**

School  
District  
Province

62.4  
48.6  
49.3

P

P

**Regional Developments in Post WWII (5.2)**

School  
District  
Province

0.0  
53.8  
55.1

Q

Q

**Challenges of the Modern Era**

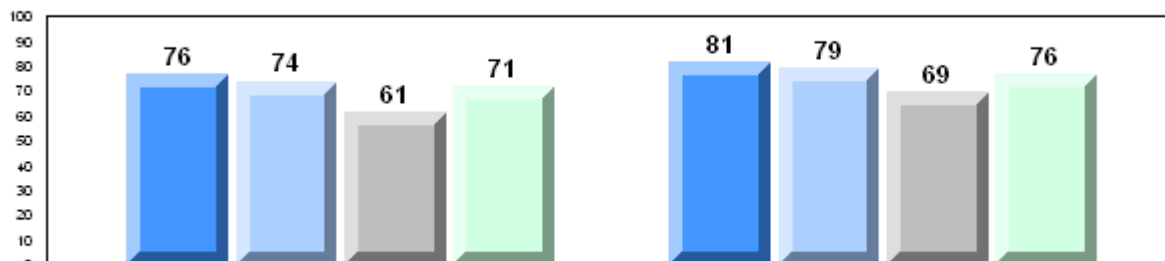
School  
District  
Province

66.7  
59.9  
59.8

P

P

**Average Score, 2006-2009**

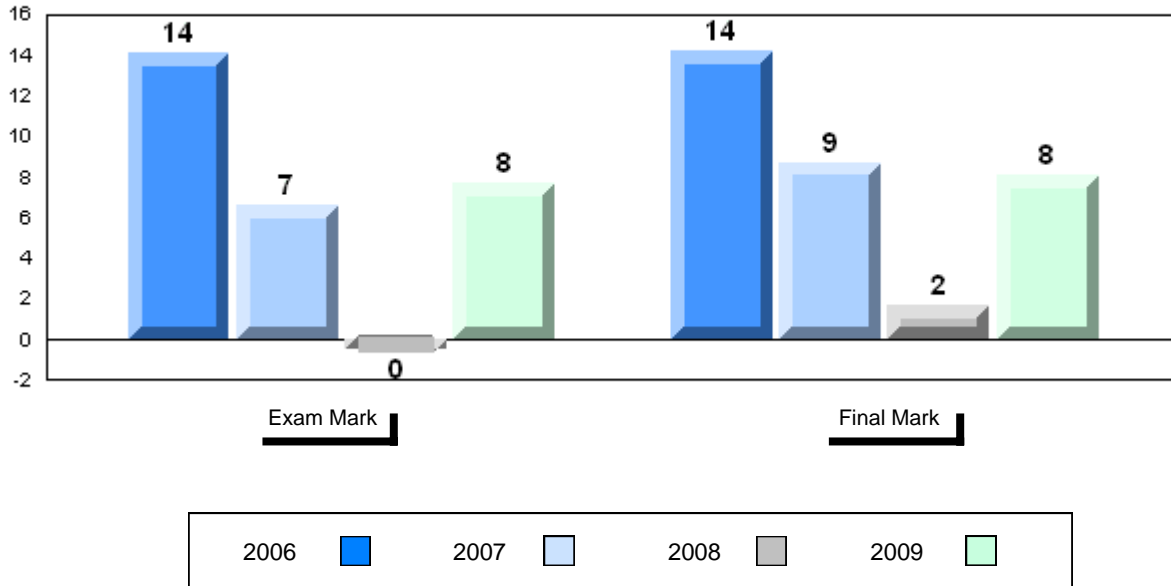


**Exam Mark**

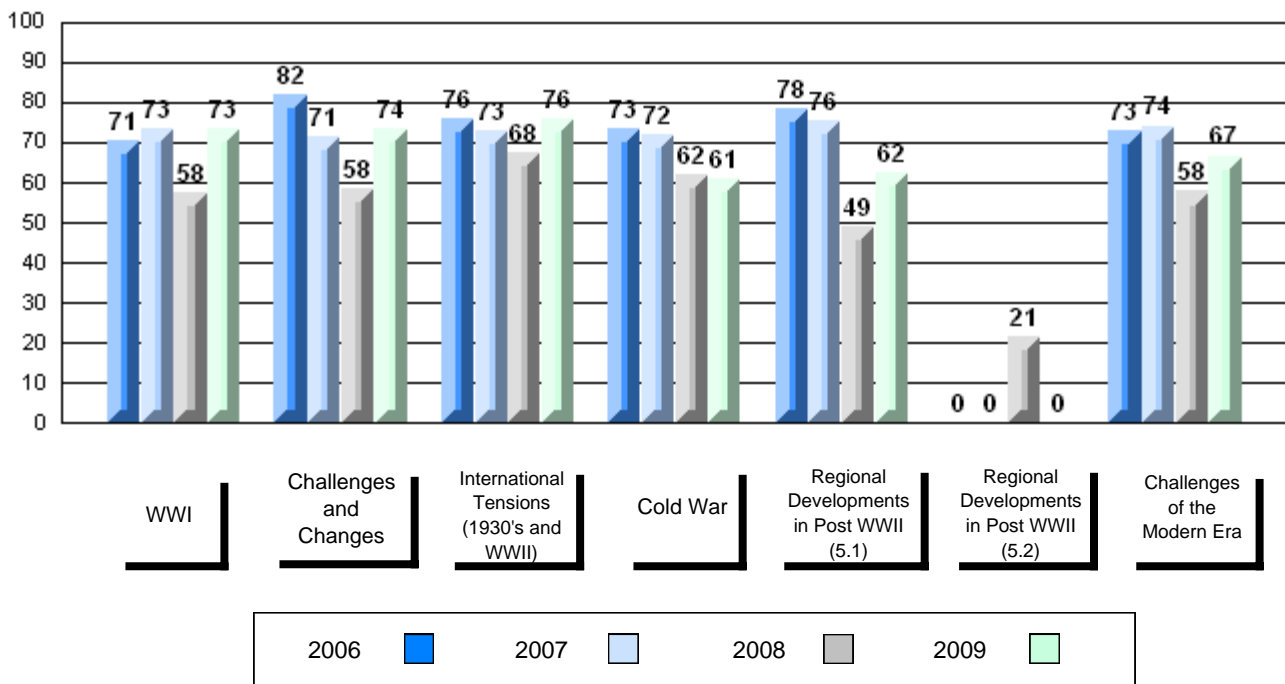
**Final Mark**



Difference from Provincial Mean, 2006-2009



4 Year Public Exam (Subtest) Mark Trend 2006-2009



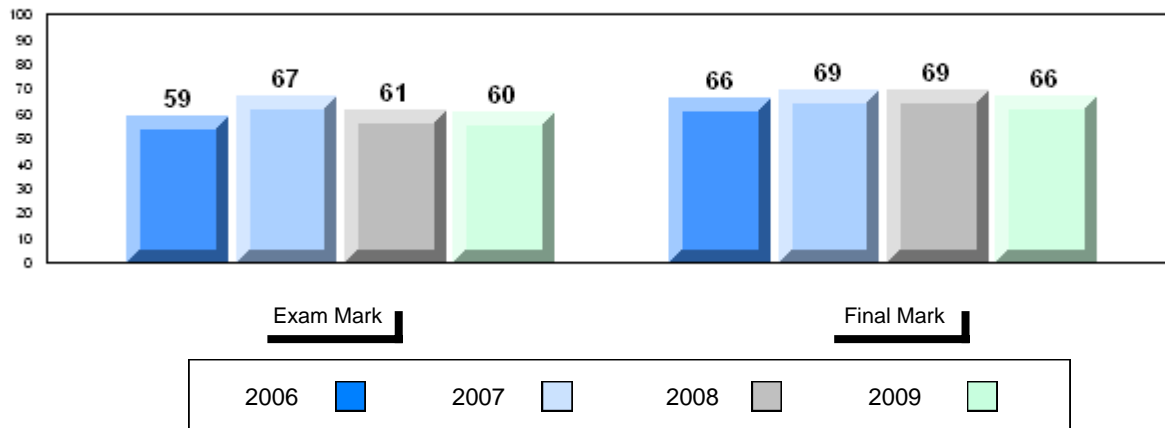
District 4 - Eastern

#296 - St. Michael's High, Bell Island

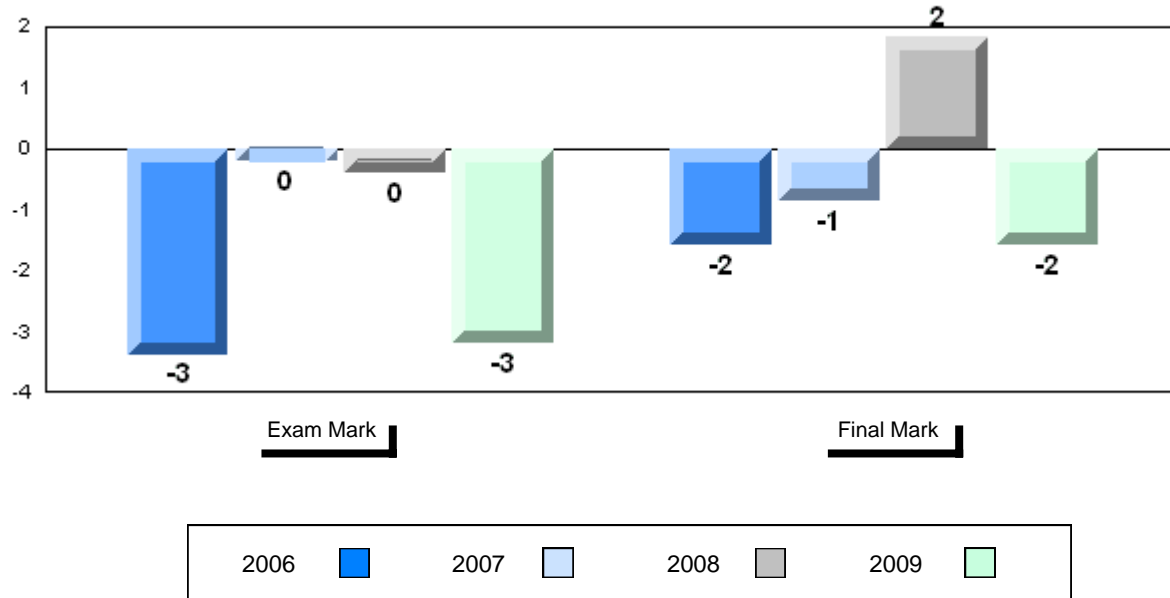
Grades: 7-12

Number of Students	13	<b>Public Exam Mark</b>	School vs District	School vs Province	<b>Final Mark</b>	School vs District	School vs Province
<b>World History 3201</b>	School	60.5	q	q	66.5	q	q
	District	63.5					
	Province	63.7					
<u>Subtest</u>							
<b>WWI</b>	School	73.1	P	P	68.0		
	District	71.2					
	Province	71.2					
<b>Challenges and Changes</b>	School	57.7	q	q			
	District	62.6					
	Province	62.8					
<b>International Tensions (1930's and WWII)</b>	School	62.7	q	q			
	District	67.4					
	Province	67.6					
<b>Cold War</b>	School	44.2	q	q			
	District	52.0					
	Province	52.0					
<b>Regional Developments in Post WWII (5.1)</b>	School	54.4	P	P			
	District	48.6					
	Province	49.3					
<b>Regional Developments in Post WWII (5.2)</b>	School	0.0	q	q			
	District	53.8					
	Province	55.1					
<b>Challenges of the Modern Era</b>	School	55.0	q	q			
	District	59.9					
	Province	59.8					

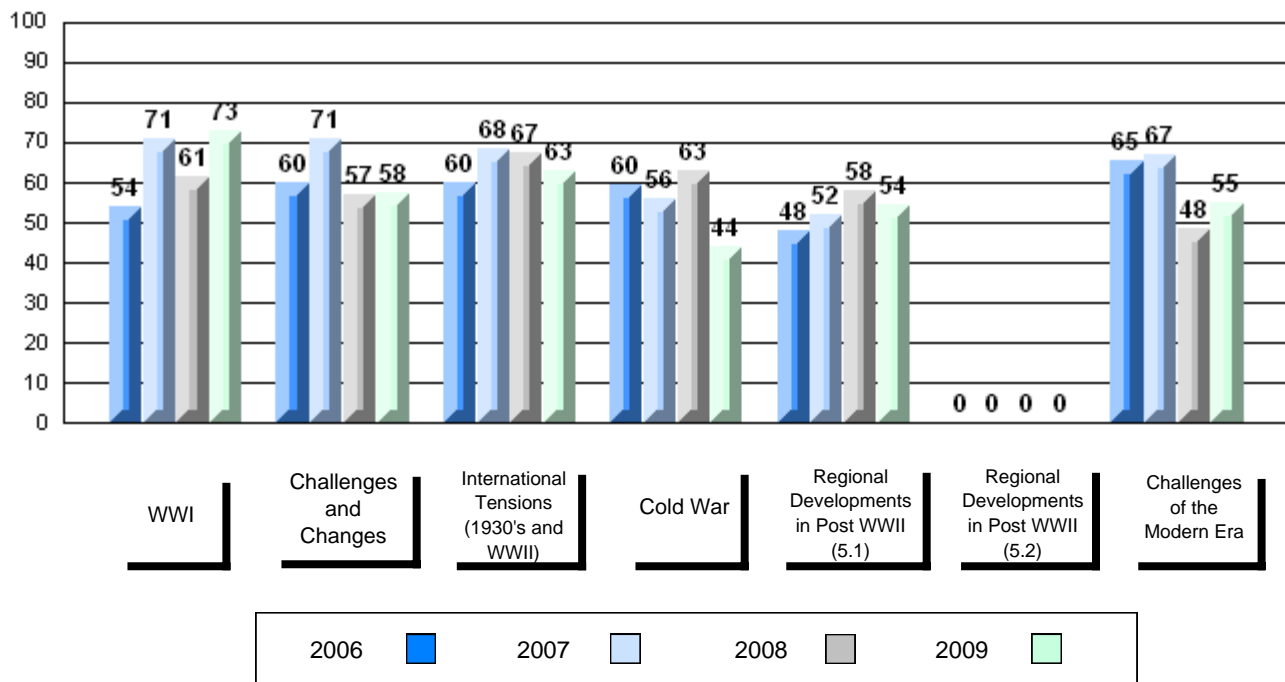
**Average Score, 2006-2009**



Difference from Provincial Mean, 2006-2009



4 Year Public Exam (Subtest) Mark Trend 2006-2009





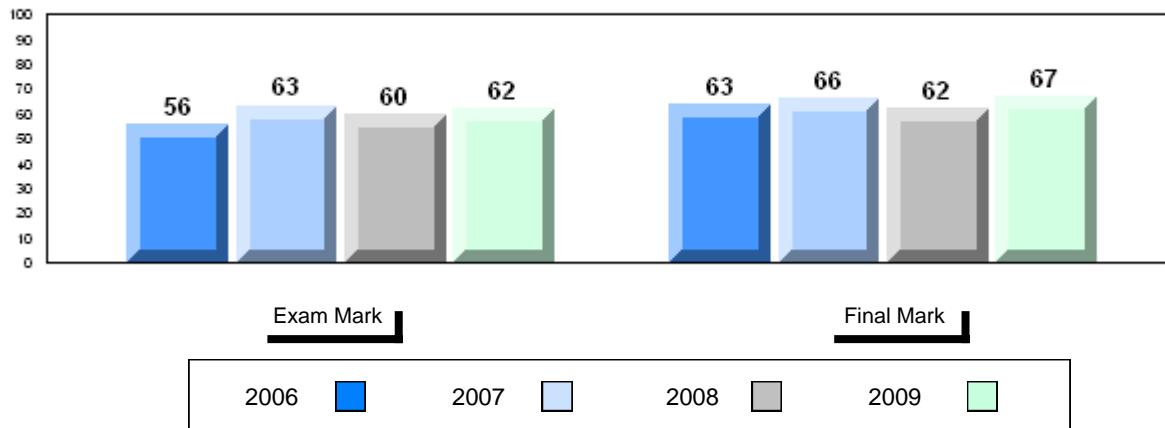
District 4 - Eastern

#302 - Queen Elizabeth Regional High, Conception Bay South (Foxtrap)

Grades: 10-12

Number of Students	38	<b>Public Exam Mark</b>	School vs District	School vs Province	<b>Final Mark</b>	School vs District	School vs Province
<b>World History 3201</b>	School	61.8	q	q	66.8	q	q
	District	63.5					
	Province	63.7					
<u>Subtest</u>							
<b>WWI</b>	School	70.7	q	q	68.0		
	District	71.2					
	Province	71.2					
<b>Challenges and Changes</b>	School	61.2	q	q			
	District	62.6					
	Province	62.8					
<b>International Tensions (1930's and WWII)</b>	School	67.2	q	q			
	District	67.4					
	Province	67.6					
<b>Cold War</b>	School	48.6	q	q			
	District	52.0					
	Province	52.0					
<b>Regional Developments in Post WWII (5.1)</b>	School	38.0	q	q			
	District	48.6					
	Province	49.3					
<b>Regional Developments in Post WWII (5.2)</b>	School	50.0	q	q			
	District	53.8					
	Province	55.1					
<b>Challenges of the Modern Era</b>	School	59.0	q	q			
	District	59.9					
	Province	59.8					

**Average Score, 2006-2009**

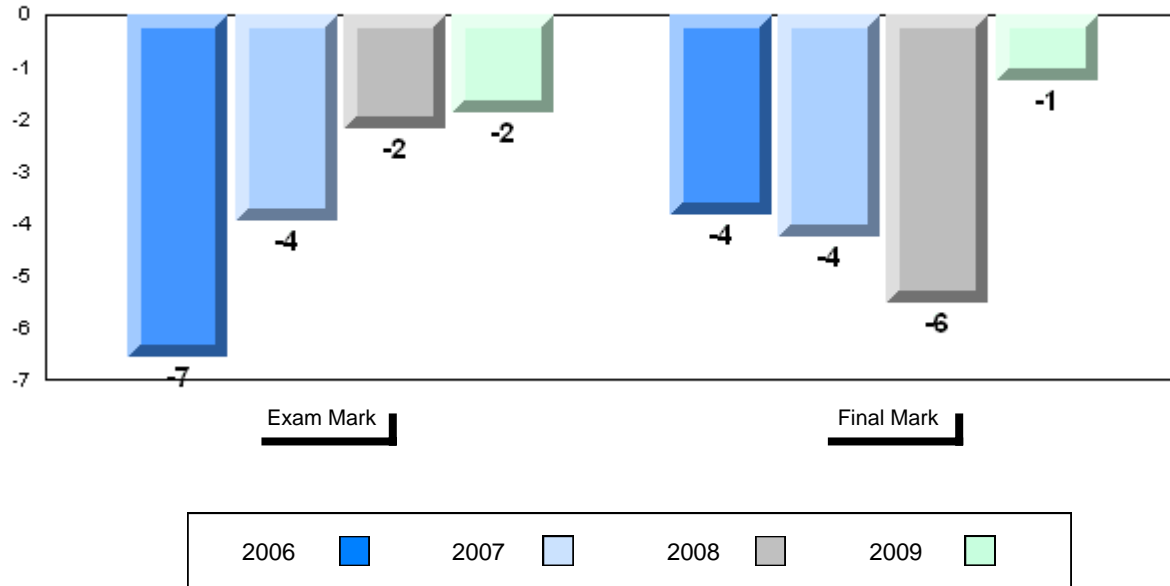


District 4 - Eastern

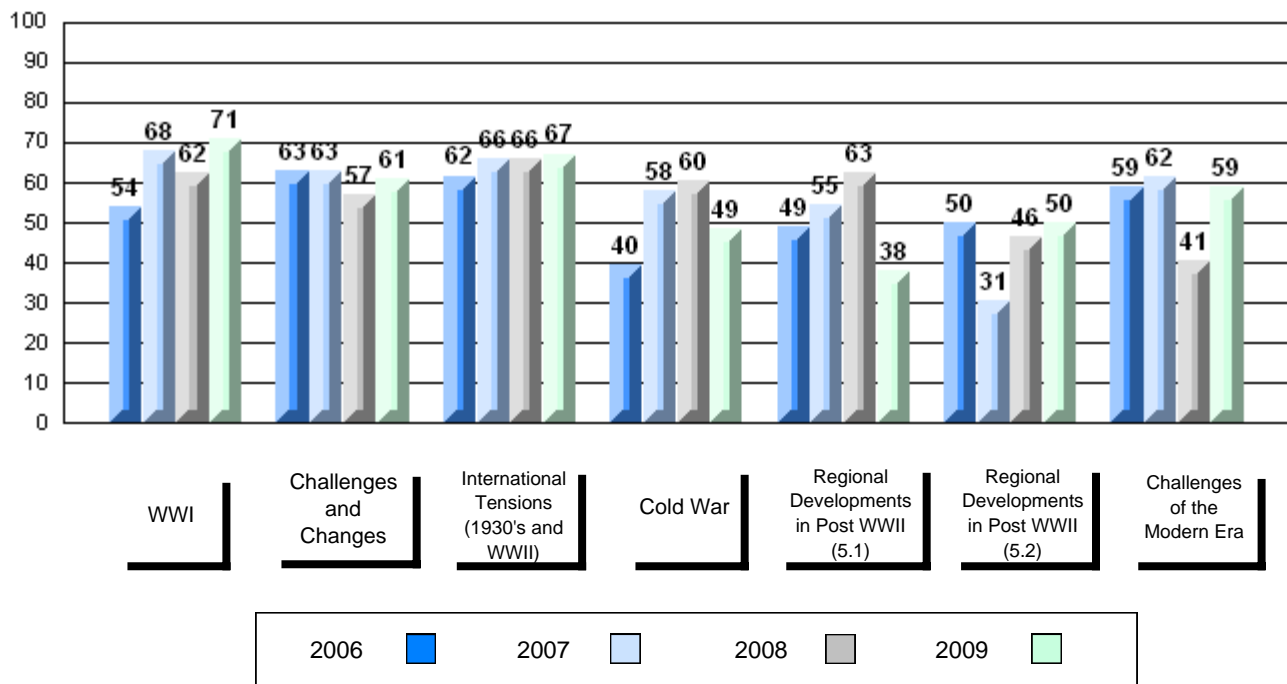
#302 - Queen Elizabeth Regional High, Conception Bay South (Foxtrap)

Grades: 10-12

Difference from Provincial Mean, 2006-2009



4 Year Public Exam (Subtest) Mark Trend 2006-2009



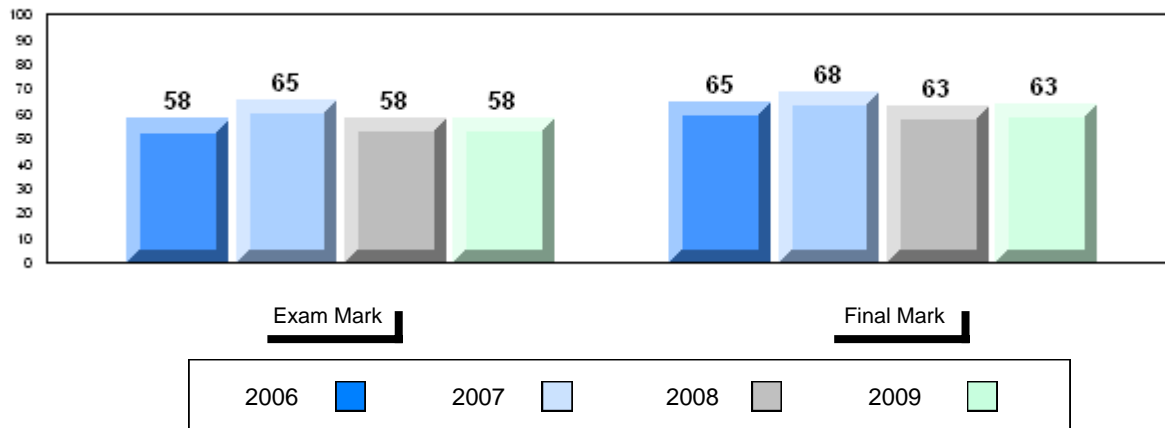
District 4 - Eastern

#304 - Holy Spirit High, Conception Bay South (Manuels)

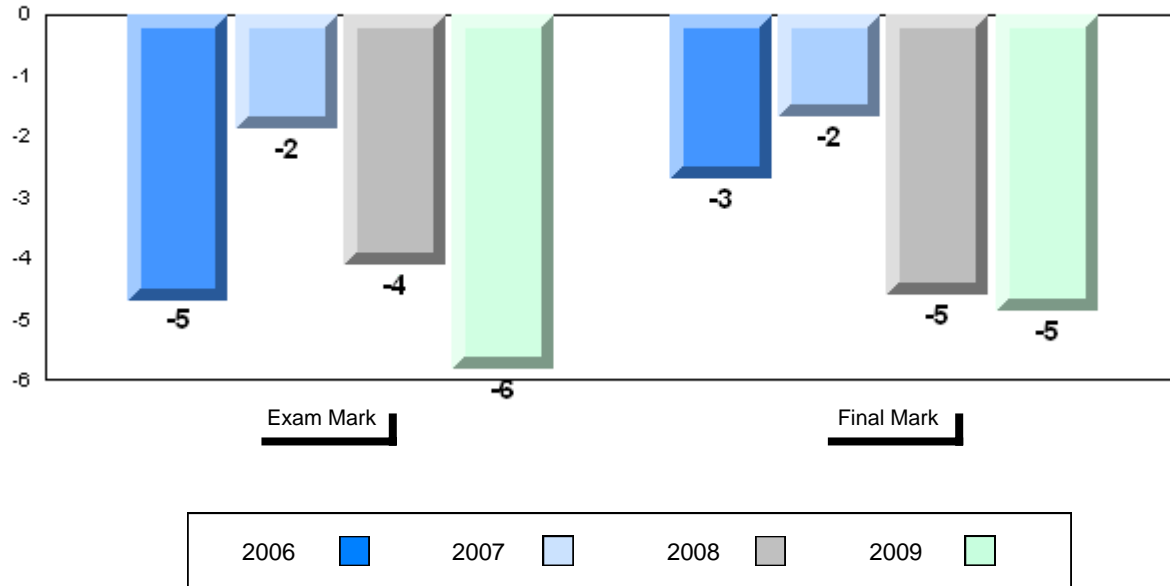
Grades: 9-12

Number of Students	49	<b>Public Exam Mark</b>	School vs District	School vs Province	<b>Final Mark</b>	School vs District	School vs Province
<b>World History 3201</b>	School	57.8	q	q	63.2	q	q
	District	63.5			67.7		
	Province	63.7			68.0		
<b>Subtest</b>							
<b>WWI</b>	School	67.1	q	q			
	District	71.2					
	Province	71.2					
<b>Challenges and Changes</b>	School	57.0	q	q			
	District	62.6					
	Province	62.8					
<b>International Tensions (1930's and WWII)</b>	School	60.8	q	q			
	District	67.4					
	Province	67.6					
<b>Cold War</b>	School	40.7	q	q			
	District	52.0					
	Province	52.0					
<b>Regional Developments in Post WWII (5.1)</b>	School	50.5	p	p			
	District	48.6					
	Province	49.3					
<b>Regional Developments in Post WWII (5.2)</b>	School	28.6	q	q			
	District	53.8					
	Province	55.1					
<b>Challenges of the Modern Era</b>	School	58.0	q	q			
	District	59.9					
	Province	59.8					

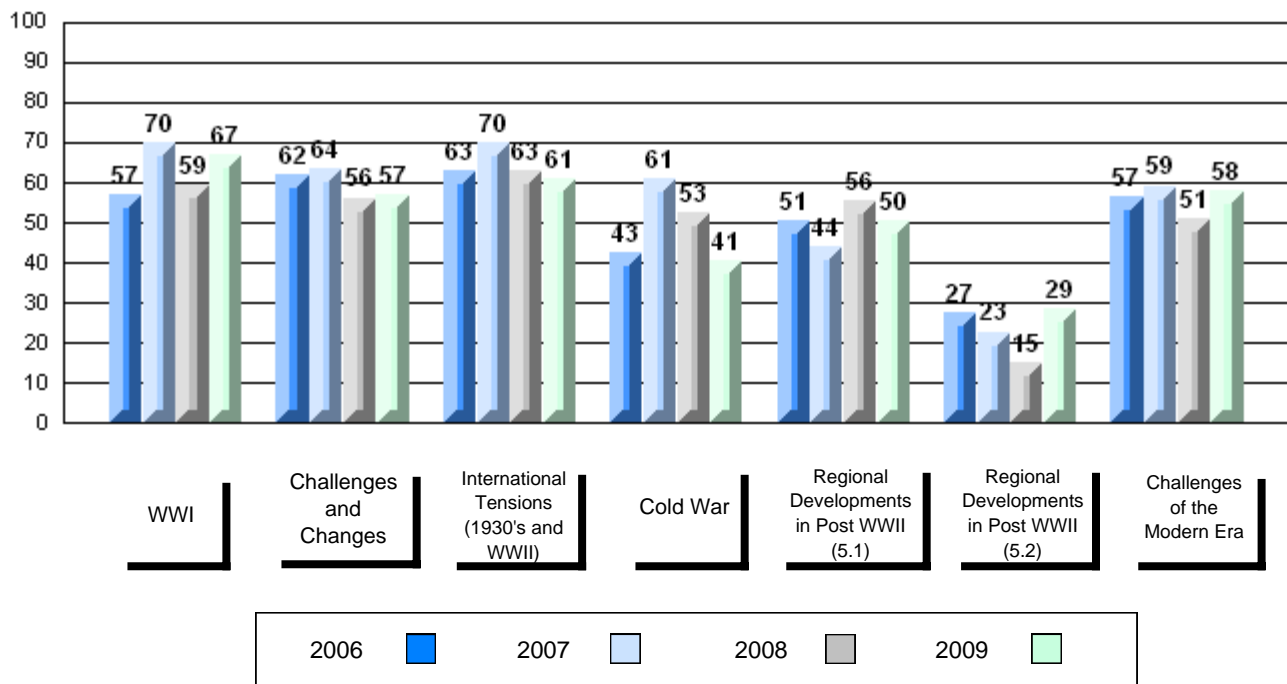
**Average Score, 2006-2009**



Difference from Provincial Mean, 2006-2009



4 Year Public Exam (Subtest) Mark Trend 2006-2009



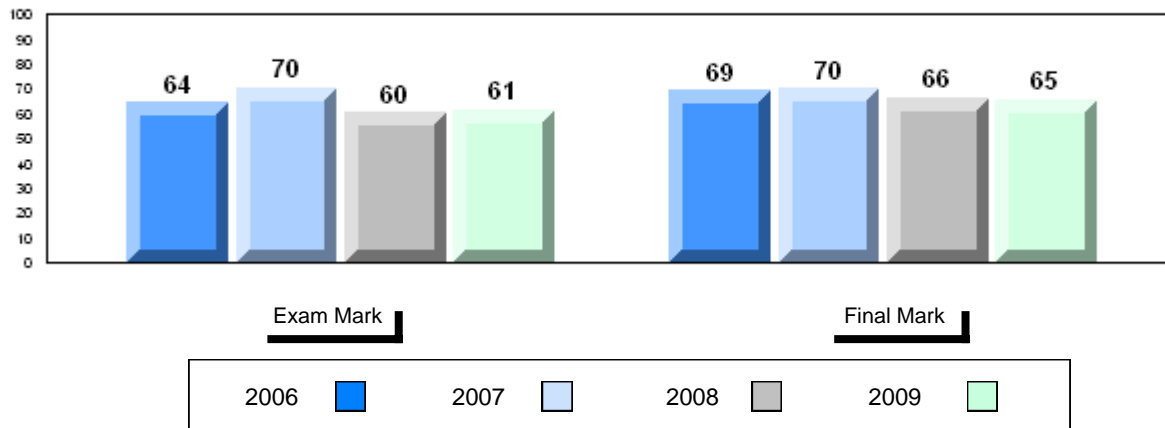
District 4 - Eastern

#307 - Mobile Central High, Mobile

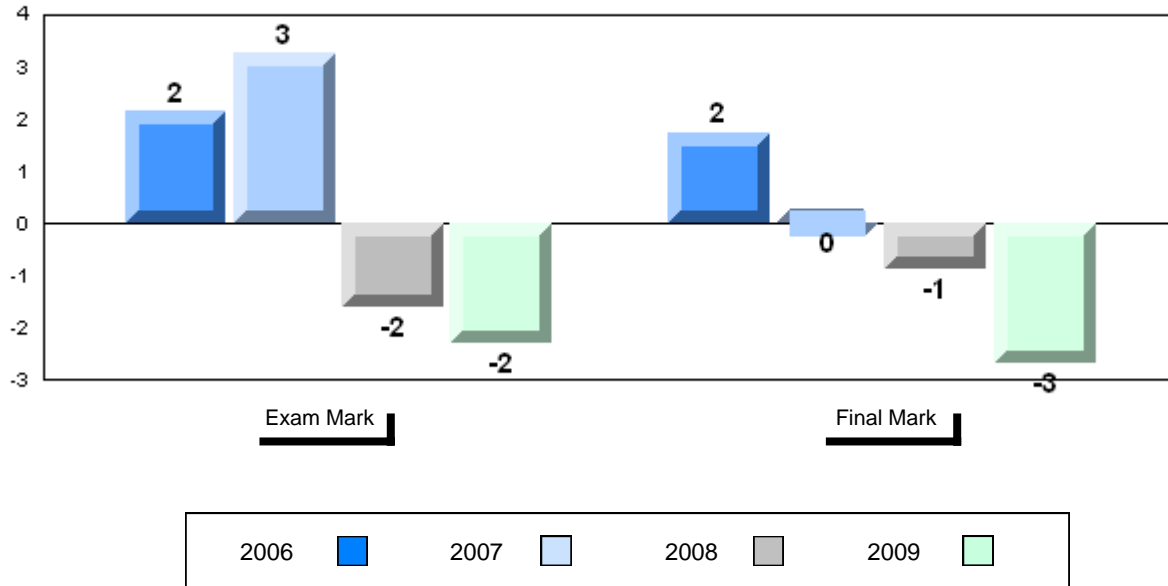
Grades: 7-12

Number of Students	19	<b>Public Exam Mark</b>	School vs District	School vs Province	<b>Final Mark</b>	School vs District	School vs Province
<b>World History 3201</b>	School	61.4	q	q	65.4	q	q
	District	63.5					
	Province	63.7					
<b>Subtest</b>							
<b>WWI</b>	School	68.8	q	q	68.0		
	District	71.2					
	Province	71.2					
<b>Challenges and Changes</b>	School	59.8	q	q			
	District	62.6					
	Province	62.8					
<b>International Tensions (1930's and WWII)</b>	School	71.3	p	p			
	District	67.4					
	Province	67.6					
<b>Cold War</b>	School	44.9	q	q			
	District	52.0					
	Province	52.0					
<b>Regional Developments in Post WWII (5.1)</b>	School	39.5	q	q			
	District	48.6					
	Province	49.3					
<b>Regional Developments in Post WWII (5.2)</b>	School	0.0	q	q			
	District	53.8					
	Province	55.1					
<b>Challenges of the Modern Era</b>	School	57.1	q	q			
	District	59.9					
	Province	59.8					

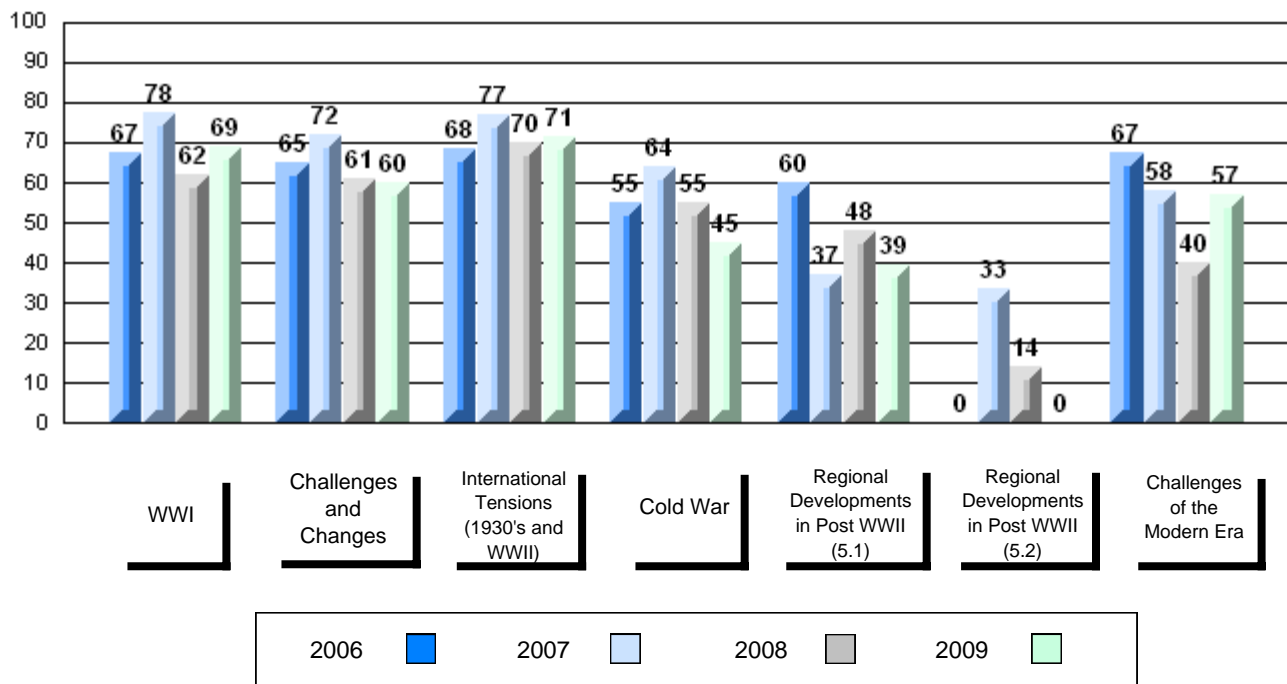
**Average Score, 2006-2009**



Difference from Provincial Mean, 2006-2009



4 Year Public Exam (Subtest) Mark Trend 2006-2009



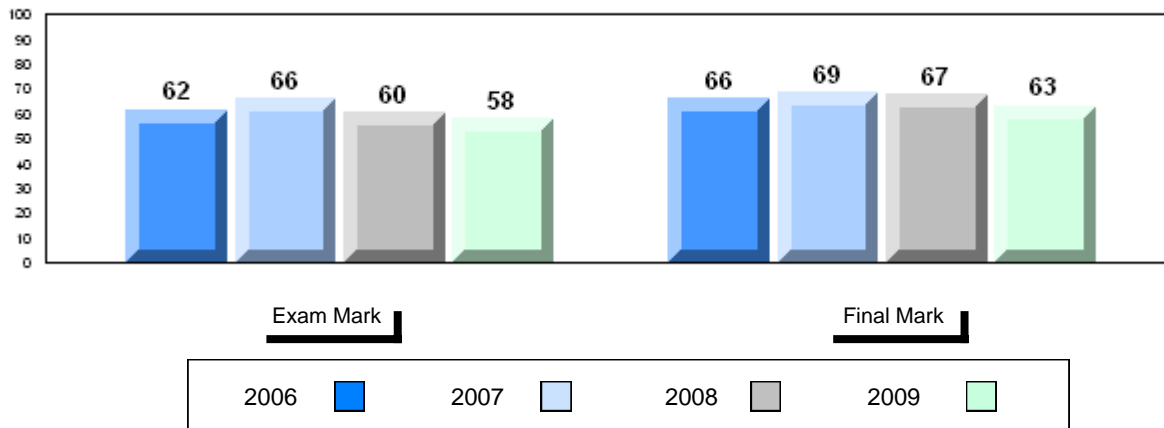
District 4 - Eastern

#311 - Mount Pearl Senior High, Mount Pearl

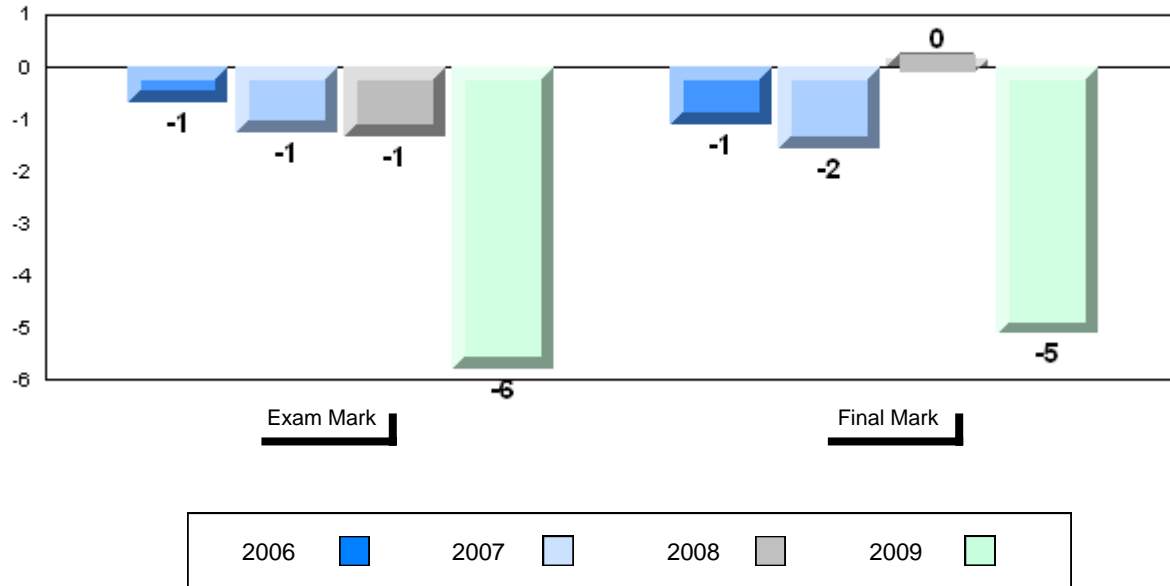
Grades: 10-12

Number of Students	63	<b>Public Exam Mark</b>	School vs District	School vs Province	<b>Final Mark</b>	School vs District	School vs Province
<b>World History 3201</b>	School	57.9	q	q	62.9	q	q
	District	63.5			67.7		
	Province	63.7			68.0		
<b>Subtest</b>							
<b>WWI</b>	School	69.0	q	q			
	District	71.2					
	Province	71.2					
<b>Challenges and Changes</b>	School	57.6	q	q			
	District	62.6					
	Province	62.8					
<b>International Tensions (1930's and WWII)</b>	School	62.4	q	q			
	District	67.4					
	Province	67.6					
<b>Cold War</b>	School	41.8	q	q			
	District	52.0					
	Province	52.0					
<b>Regional Developments in Post WWII (5.1)</b>	School	38.1	q	q			
	District	48.6					
	Province	49.3					
<b>Regional Developments in Post WWII (5.2)</b>	School	25.7	q	q			
	District	53.8					
	Province	55.1					
<b>Challenges of the Modern Era</b>	School	55.4	q	q			
	District	59.9					
	Province	59.8					

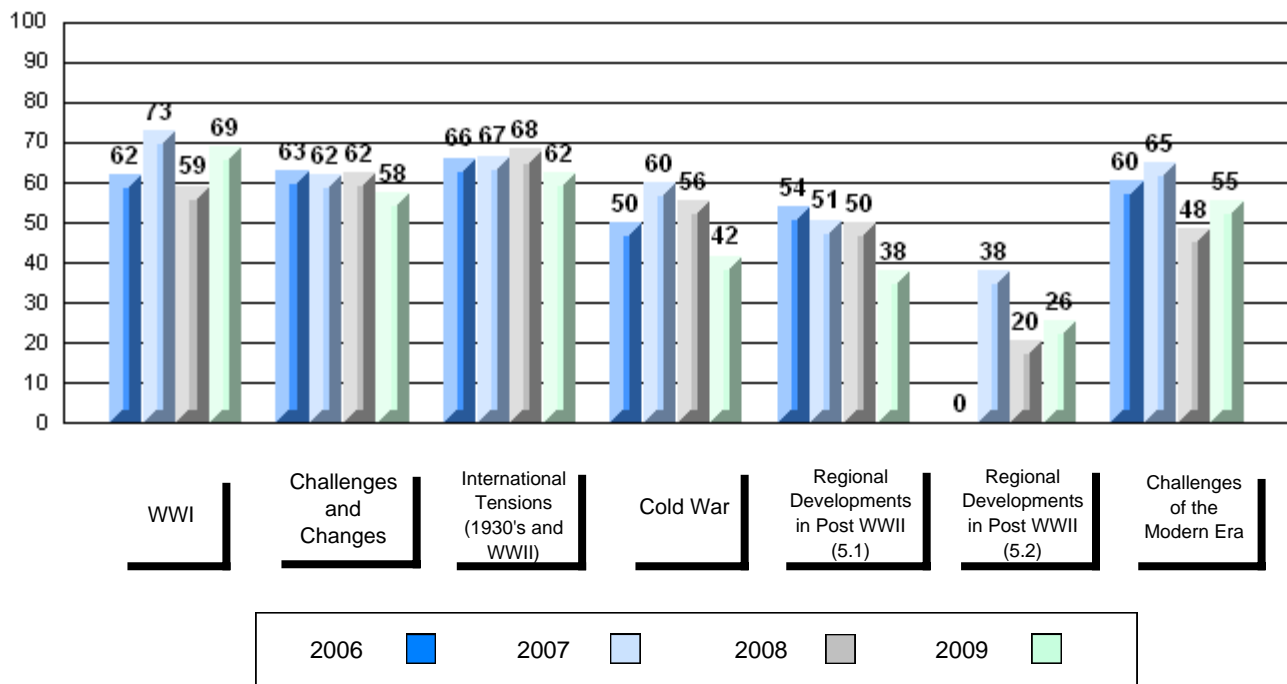
**Average Score, 2006-2009**



Difference from Provincial Mean, 2006-2009



4 Year Public Exam (Subtest) Mark Trend 2006-2009





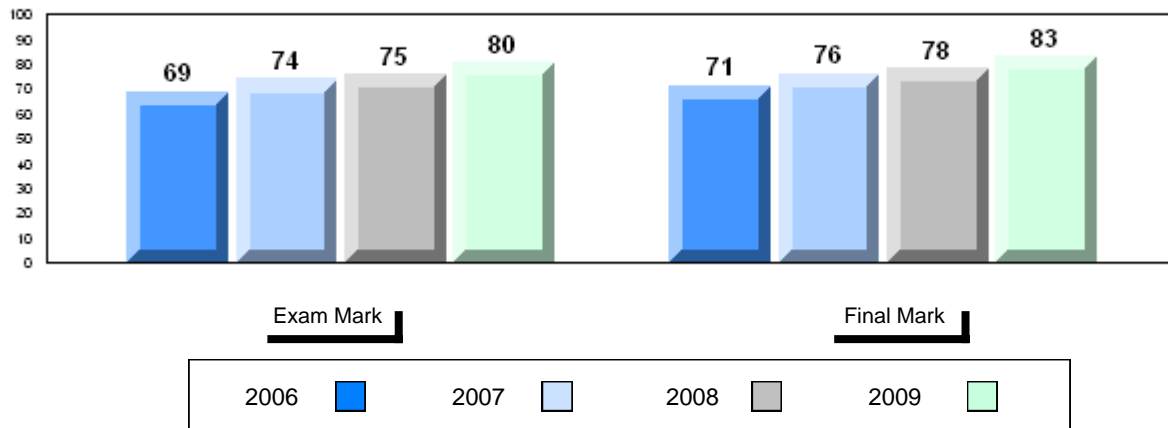
District 4 - Eastern

#313 - O'Donel High School, Mount Pearl

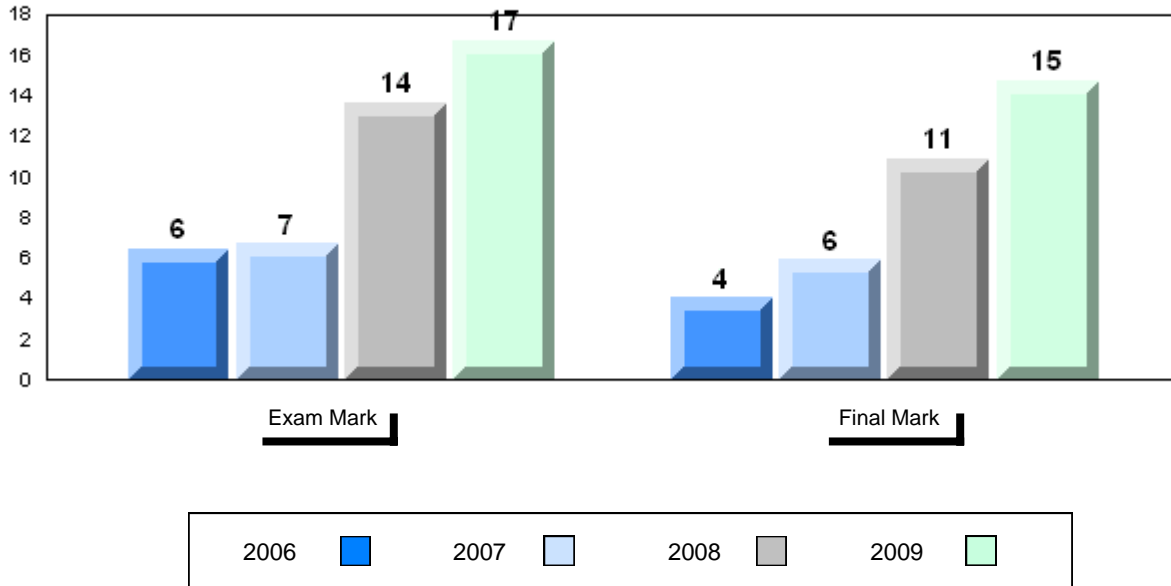
Grades: 10-12

Number of Students		27	<b>Public Exam Mark</b>			<b>Final Mark</b>		
			School vs District	School vs Province	School vs District	School vs Province		
<b>World History 3201</b>	School		80.3	P	P	82.8	P	P
	District		63.5			67.7		
	Province		63.7			68.0		
<b>Subtest</b>								
<b>WWI</b>	School		81.6	P	P			
	District		71.2					
	Province		71.2					
<b>Challenges and Changes</b>	School		81.6	P	P			
	District		62.6					
	Province		62.8					
<b>International Tensions (1930's and WWII)</b>	School		81.9	P	P			
	District		67.4					
	Province		67.6					
<b>Cold War</b>	School		76.2	P	P			
	District		52.0					
	Province		52.0					
<b>Regional Developments in Post WWII (5.1)</b>	School		0.0	q	q			
	District		48.6					
	Province		49.3					
<b>Regional Developments in Post WWII (5.2)</b>	School		74.1	P	P			
	District		53.8					
	Province		55.1					
<b>Challenges of the Modern Era</b>	School		77.8	P	P			
	District		59.9					
	Province		59.8					

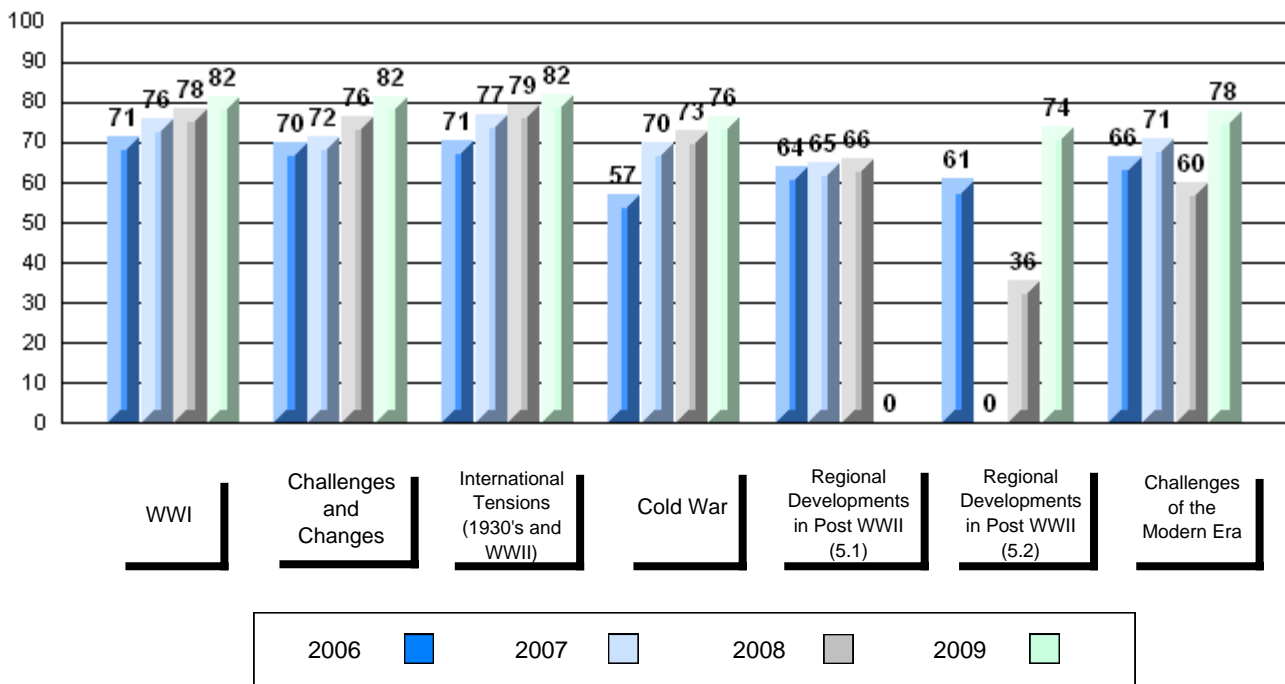
**Average Score, 2006-2009**



Difference from Provincial Mean, 2006-2009



4 Year Public Exam (Subtest) Mark Trend 2006-2009



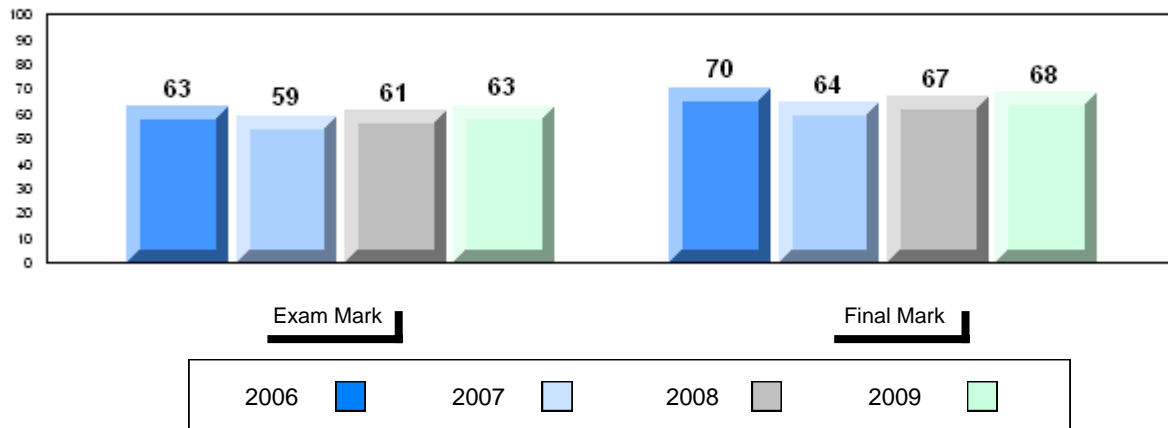
District 4 - Eastern

#327 - Bishops College High, St. John's

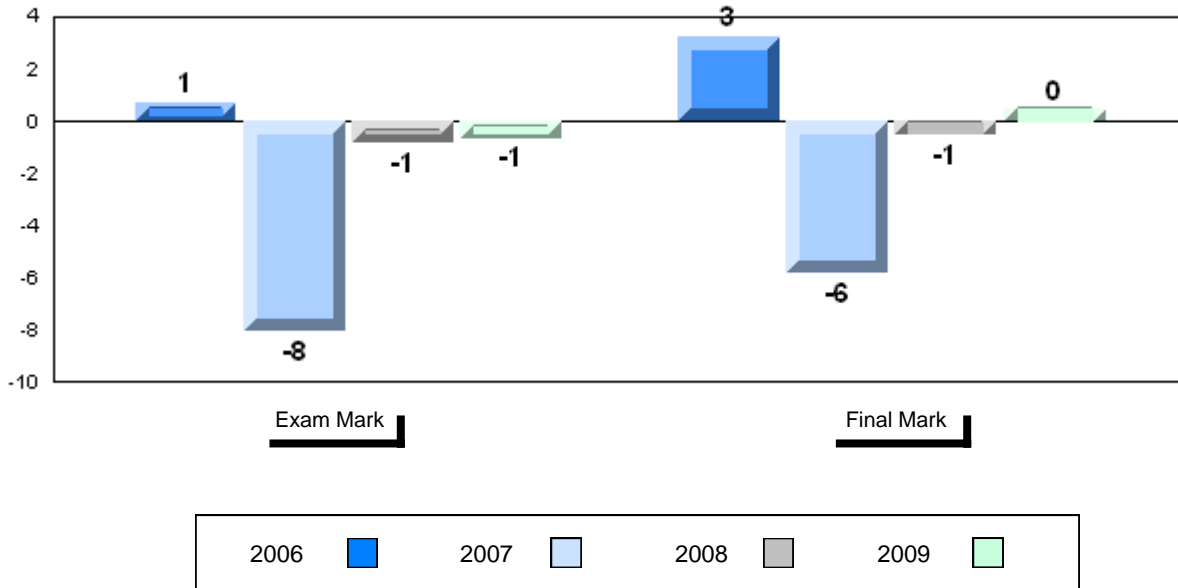
Grades: 10-12

Number of Students	53	<b>Public Exam Mark</b>	School vs District	School vs Province	<b>Final Mark</b>	School vs District	School vs Province
<b>World History 3201</b>	School	63.0	q	q	68.5	p	p
	District	63.5					
	Province	63.7					
<b>Subtest</b>							
<b>WWI</b>	School	66.2	q	q	68.0		
	District	71.2					
	Province	71.2					
<b>Challenges and Changes</b>	School	69.4	p	p			
	District	62.6					
	Province	62.8					
<b>International Tensions (1930's and WWII)</b>	School	66.4	q	q			
	District	67.4					
	Province	67.6					
<b>Cold War</b>	School	45.8	q	q			
	District	52.0					
	Province	52.0					
<b>Regional Developments in Post WWII (5.1)</b>	School	52.6	p	p			
	District	48.6					
	Province	49.3					
<b>Regional Developments in Post WWII (5.2)</b>	School	46.4	q	q			
	District	53.8					
	Province	55.1					
<b>Challenges of the Modern Era</b>	School	61.3	p	p			
	District	59.9					
	Province	59.8					

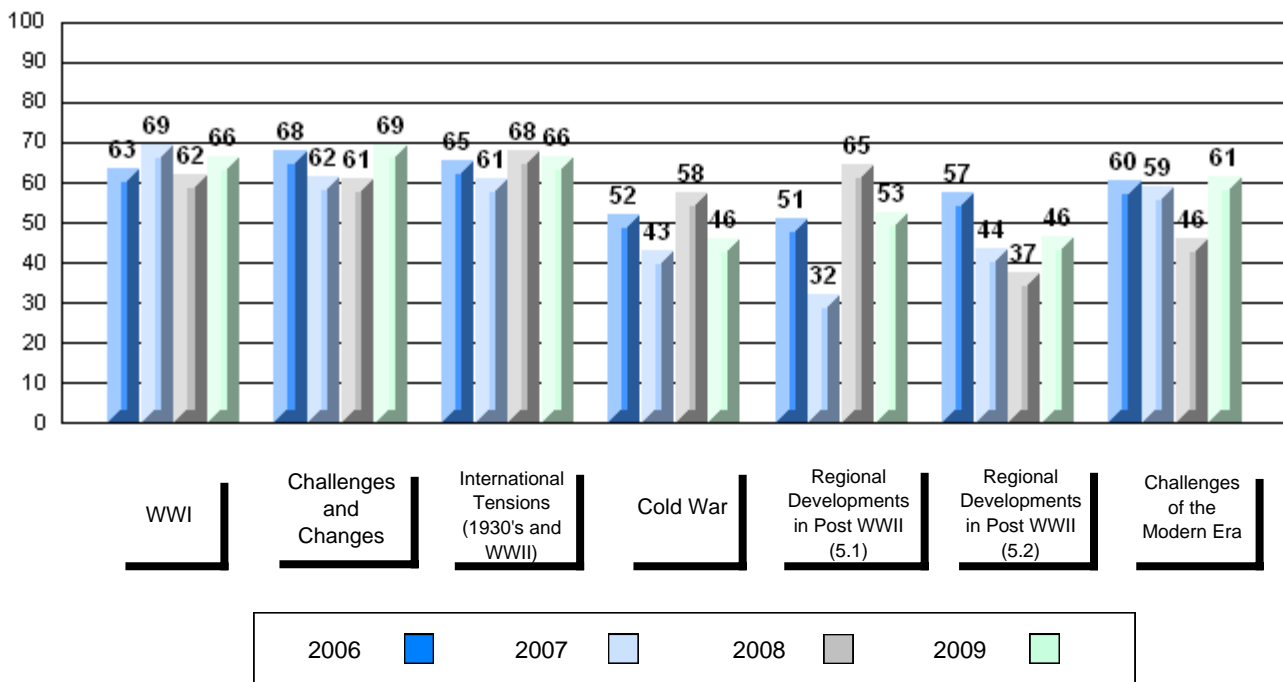
**Average Score, 2006-2009**



Difference from Provincial Mean, 2006-2009



4 Year Public Exam (Subtest) Mark Trend 2006-2009



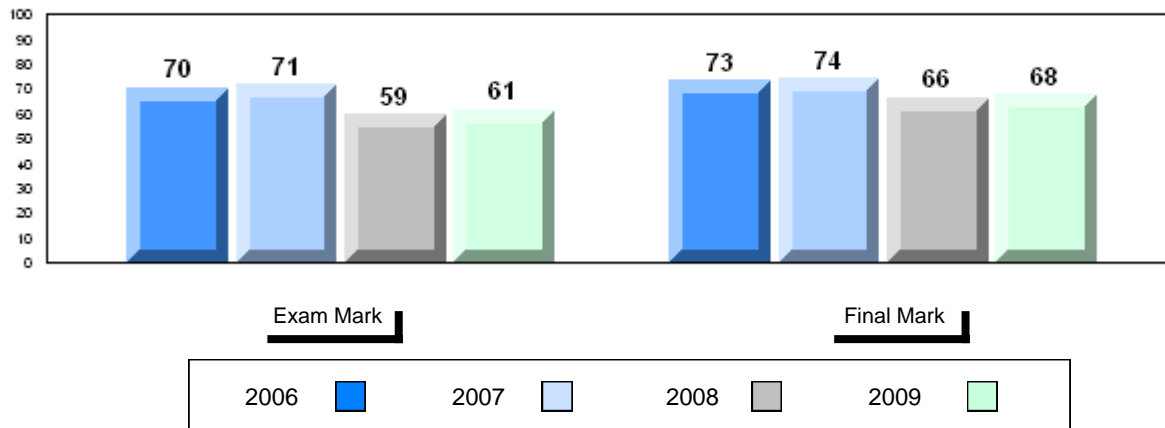
District 4 - Eastern

#328 - Booth Memorial High School, St. John's

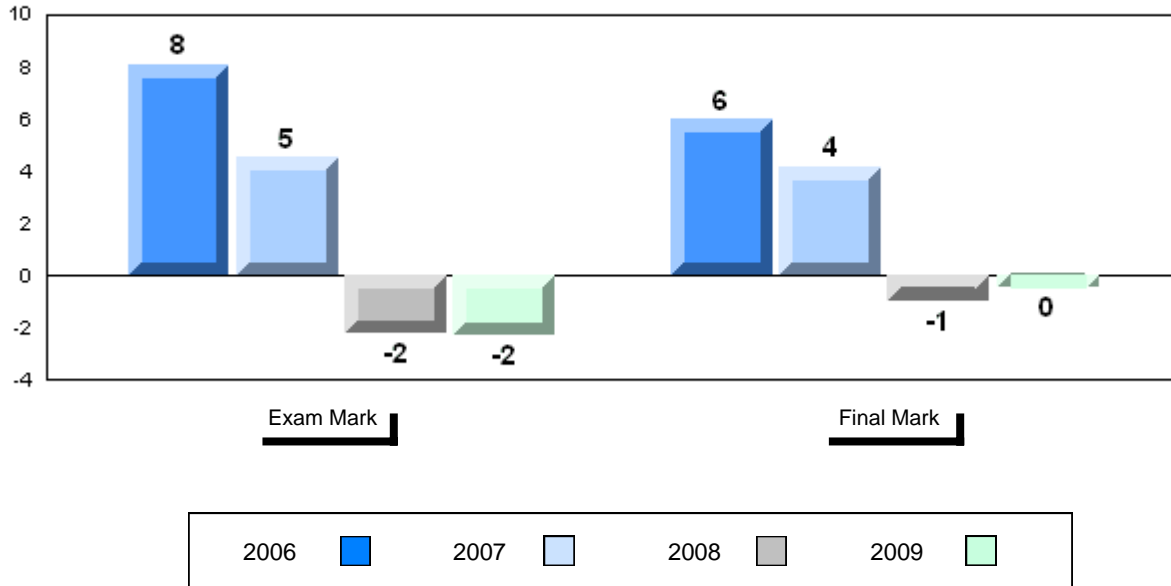
Grades: 10-12

Number of Students		42	<b>Public Exam Mark</b>			<b>Final Mark</b>		
			School vs District	School vs Province	School vs District	School vs Province		
<b>World History 3201</b>	School	61.4	q	q	67.6	q	q	
	District	63.5			67.7			
	Province	63.7			68.0			
<b>Subtest</b>								
<b>WWI</b>	School	66.3	q	q				
	District	71.2						
	Province	71.2						
<b>Challenges and Changes</b>	School	59.7	q	q				
	District	62.6						
	Province	62.8						
<b>International Tensions (1930's and WWII)</b>	School	67.0	q	q				
	District	67.4						
	Province	67.6						
<b>Cold War</b>	School	47.5	q	q				
	District	52.0						
	Province	52.0						
<b>Regional Developments in Post WWII (5.1)</b>	School	58.0	p	p				
	District	48.6						
	Province	49.3						
<b>Regional Developments in Post WWII (5.2)</b>	School	0.0	q	q				
	District	53.8						
	Province	55.1						
<b>Challenges of the Modern Era</b>	School	56.5	q	q				
	District	59.9						
	Province	59.8						

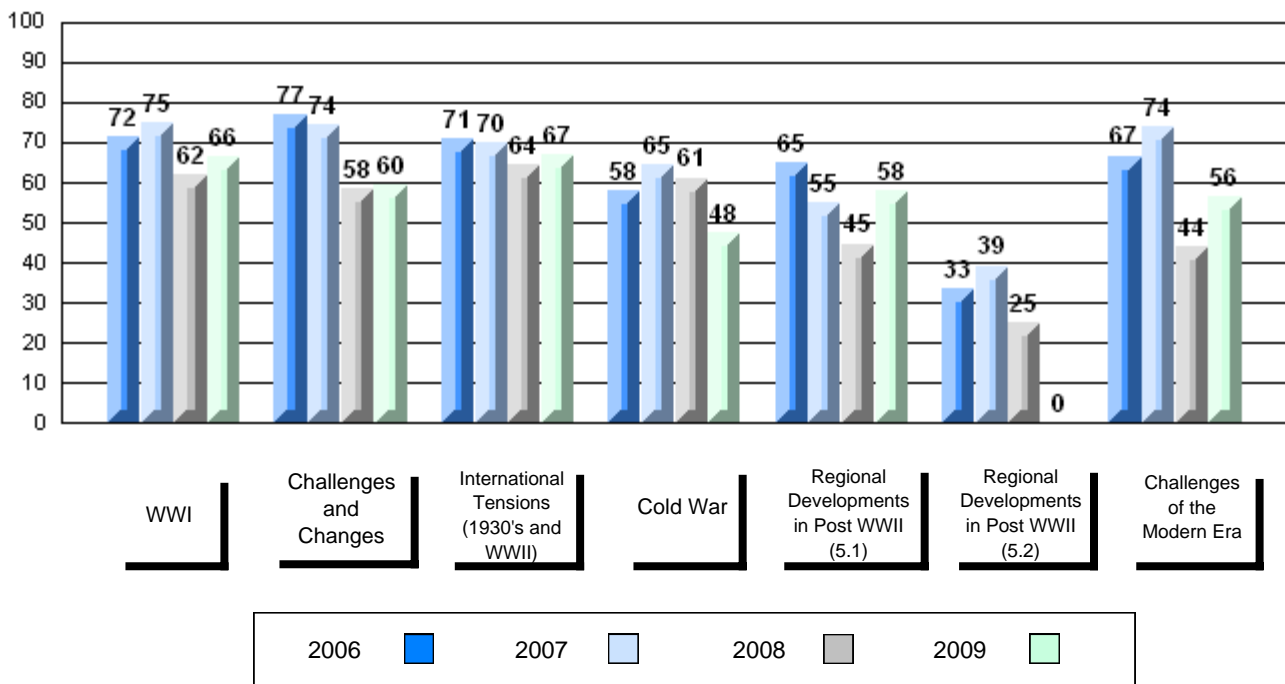
**Average Score, 2006-2009**



Difference from Provincial Mean, 2006-2009



4 Year Public Exam (Subtest) Mark Trend 2006-2009



District 4 - Eastern

#336 - Gonzaga Regional High, St. John's

Grades: 10-12

Number of Students

75

**World History 3201**

Subtest

**WWI**

**Challenges and Changes**

**International Tensions (1930's and WWII)**

**Cold War**

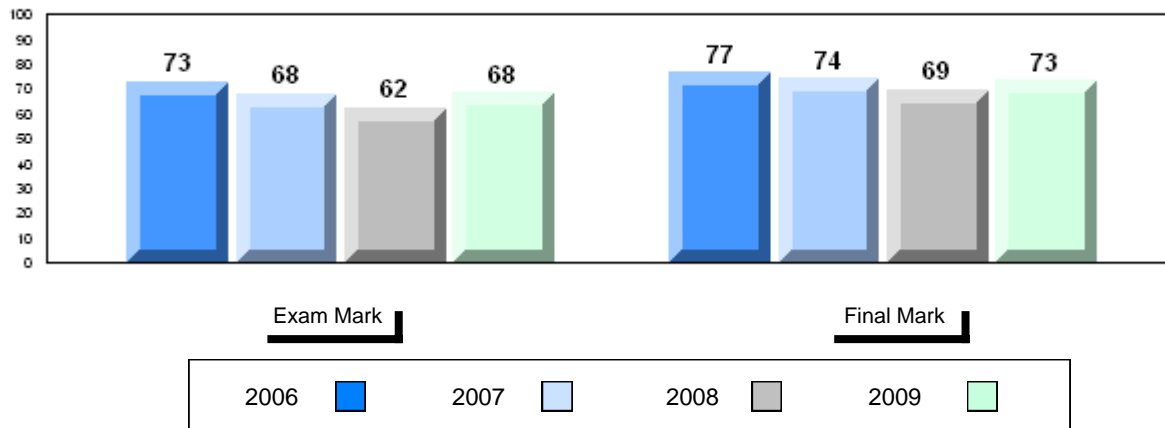
**Regional Developments in Post WWII (5.1)**

**Regional Developments in Post WWII (5.2)**

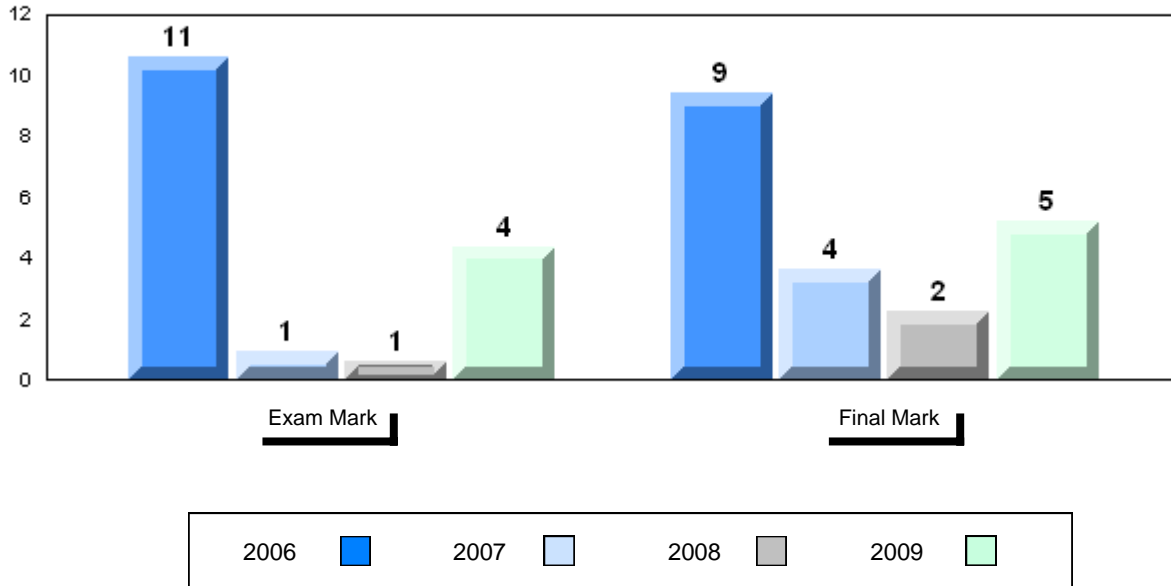
**Challenges of the Modern Era**

		<b>Public Exam Mark</b>	School vs District	School vs Province	<b>Final Mark</b>	School vs District	School vs Province
	School	68.1	P	P	73.3	P	P
	District	63.5					
	Province	63.7					
<b>WWI</b>	School	74.9	P	P	68.0		
	District	71.2					
	Province	71.2					
<b>Challenges and Changes</b>	School	67.1	P	P			
	District	62.6					
	Province	62.8					
<b>International Tensions (1930's and WWII)</b>	School	72.2	P	P			
	District	67.4					
	Province	67.6					
<b>Cold War</b>	School	56.7	P	P			
	District	52.0					
	Province	52.0					
<b>Regional Developments in Post WWII (5.1)</b>	School	58.1	P	P			
	District	48.6					
	Province	49.3					
<b>Regional Developments in Post WWII (5.2)</b>	School	45.7	Q	Q			
	District	53.8					
	Province	55.1					
<b>Challenges of the Modern Era</b>	School	64.7	P	P			
	District	59.9					
	Province	59.8					

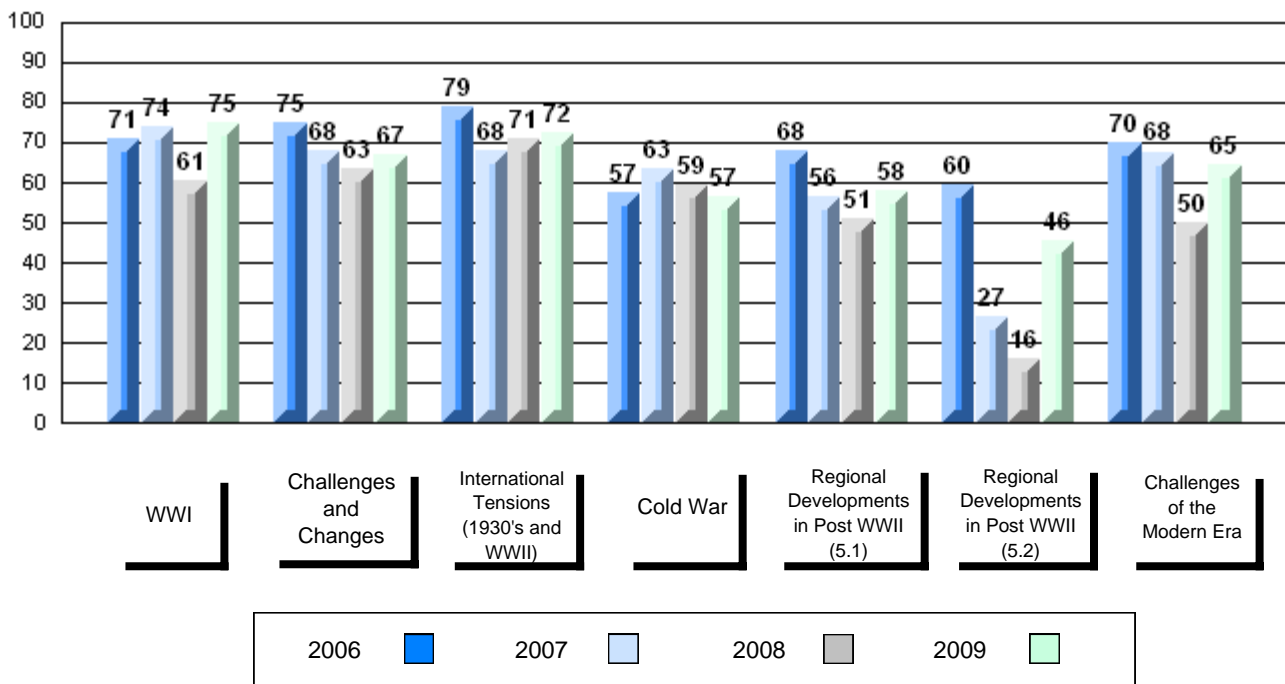
**Average Score, 2006-2009**



Difference from Provincial Mean, 2006-2009



4 Year Public Exam (Subtest) Mark Trend 2006-2009





District 4 - Eastern

#340 - Holy Heart of Mary Regional High, St. John's

Grades: 10-12

Number of Students

54

<b>Public Exam Mark</b>	School vs District	School vs Province
-------------------------	--------------------	--------------------

<b>Final Mark</b>	School vs District	School vs Province
-------------------	--------------------	--------------------

**World History 3201**

School  
 District  
 Province

60.4  
 63.5  
 63.7

q

q

62.3  
 67.7  
 68.0

q

q

Subtest

**WWI**

School  
 District  
 Province

69.9  
 71.2  
 71.2

q

q

**Challenges and Changes**

School  
 District  
 Province

55.6  
 62.6  
 62.8

q

q

**International Tensions (1930's and WWII)**

School  
 District  
 Province

63.5  
 67.4  
 67.6

q

q

**Cold War**

School  
 District  
 Province

52.5  
 52.0  
 52.0

p

p

**Regional Developments in Post WWII (5.1)**

School  
 District  
 Province

26.5  
 48.6  
 49.3

q

q

**Regional Developments in Post WWII (5.2)**

School  
 District  
 Province

56.8  
 53.8  
 55.1

p

p

**Challenges of the Modern Era**

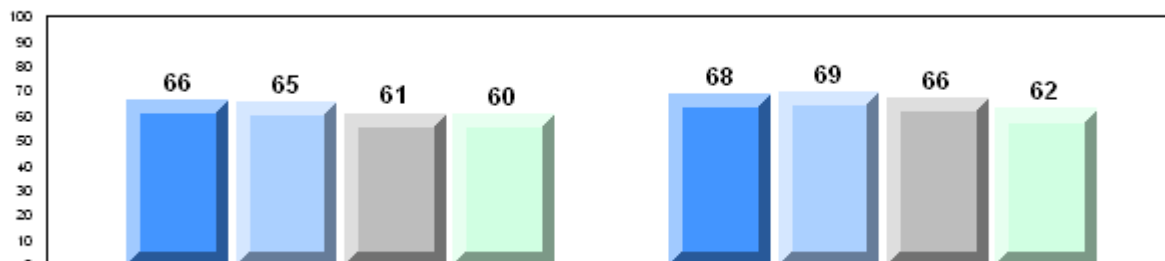
School  
 District  
 Province

57.5  
 59.9  
 59.8

q

q

**Average Score, 2006-2009**

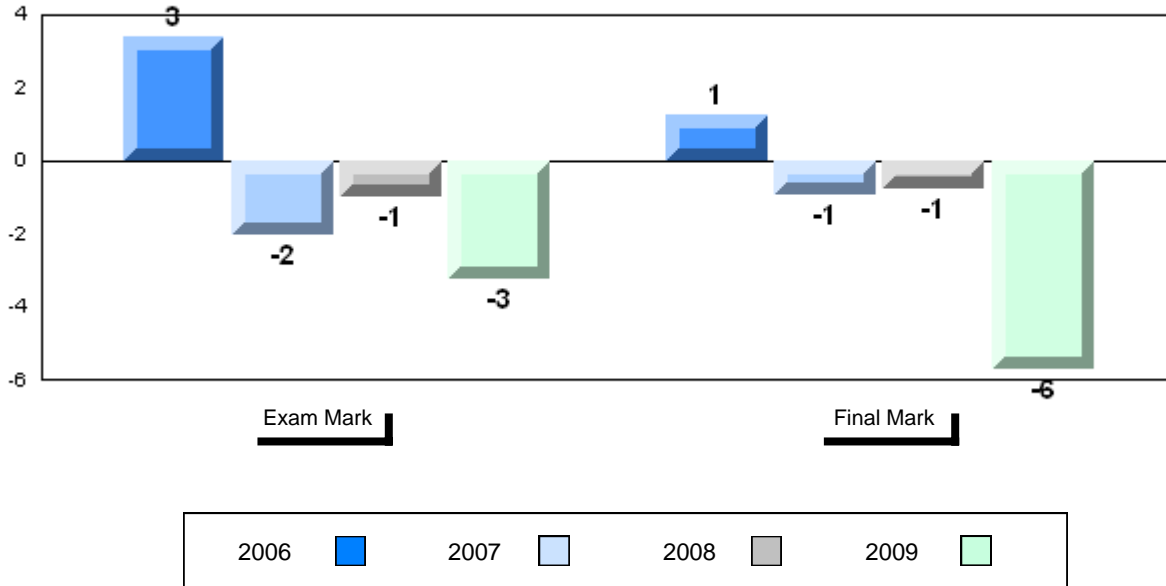


**Exam Mark**

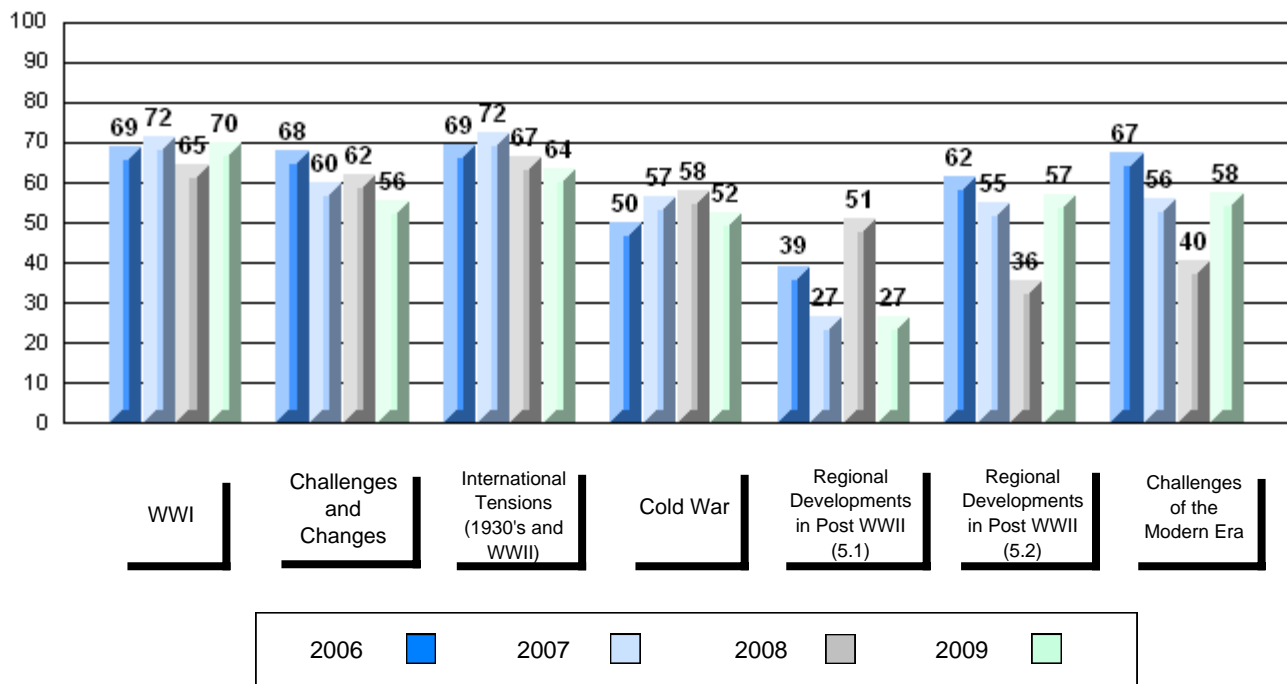
**Final Mark**



Difference from Provincial Mean, 2006-2009



4 Year Public Exam (Subtest) Mark Trend 2006-2009



District 4 - Eastern

#347 - Prince of Wales Collegiate, St. John's

Grades: 10-12

Number of Students

55

**World History 3201**

Subtest

**WWI**

**Challenges and Changes**

**International Tensions (1930's and WWII)**

**Cold War**

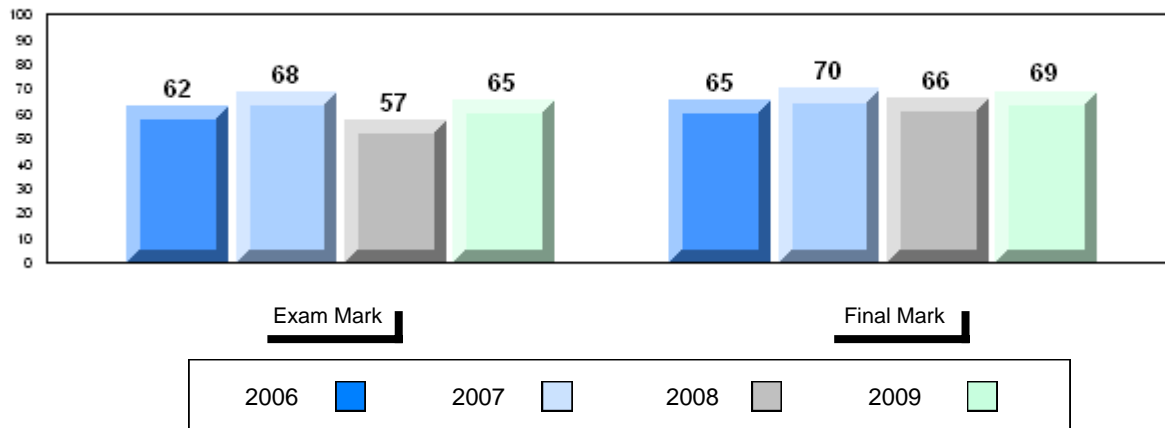
**Regional Developments in Post WWII (5.1)**

**Regional Developments in Post WWII (5.2)**

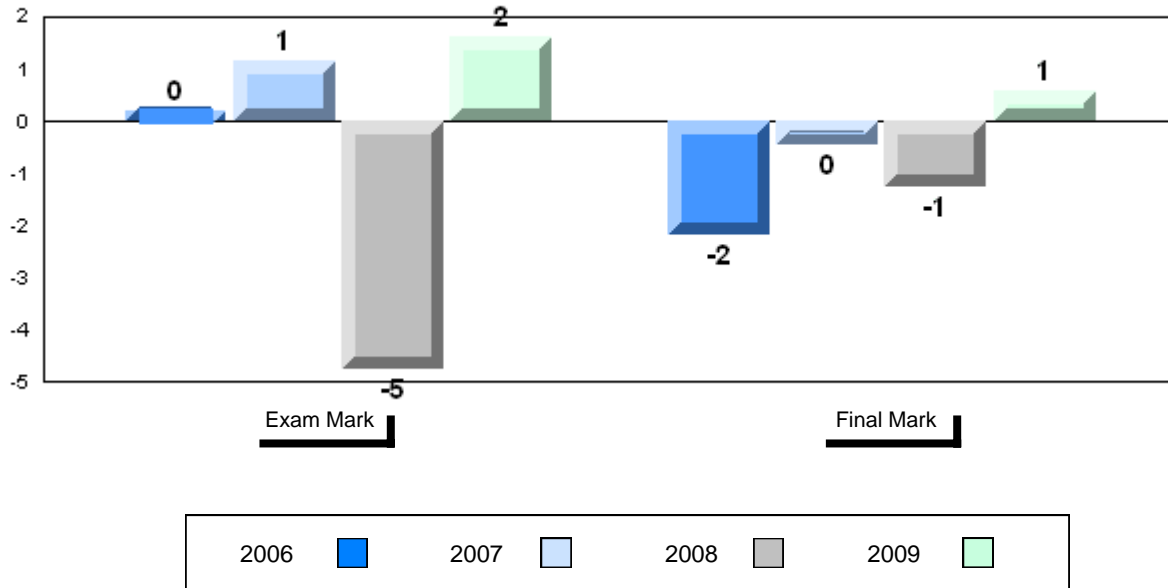
**Challenges of the Modern Era**

		<b>Public Exam Mark</b>	School vs District	School vs Province	<b>Final Mark</b>	School vs District	School vs Province
	School	65.3	P	P	68.6	P	P
	District	63.5			67.7		
	Province	63.7			68.0		
<b>WWI</b>	School	73.6	P	P			
	District	71.2					
	Province	71.2					
<b>Challenges and Changes</b>	School	59.7	Q	Q			
	District	62.6					
	Province	62.8					
<b>International Tensions (1930's and WWII)</b>	School	71.4	P	P			
	District	67.4					
	Province	67.6					
<b>Cold War</b>	School	55.9	P	P			
	District	52.0					
	Province	52.0					
<b>Regional Developments in Post WWII (5.1)</b>	School	51.3	P	P			
	District	48.6					
	Province	49.3					
<b>Regional Developments in Post WWII (5.2)</b>	School	51.4	Q	Q			
	District	53.8					
	Province	55.1					
<b>Challenges of the Modern Era</b>	School	62.1	P	P			
	District	59.9					
	Province	59.8					

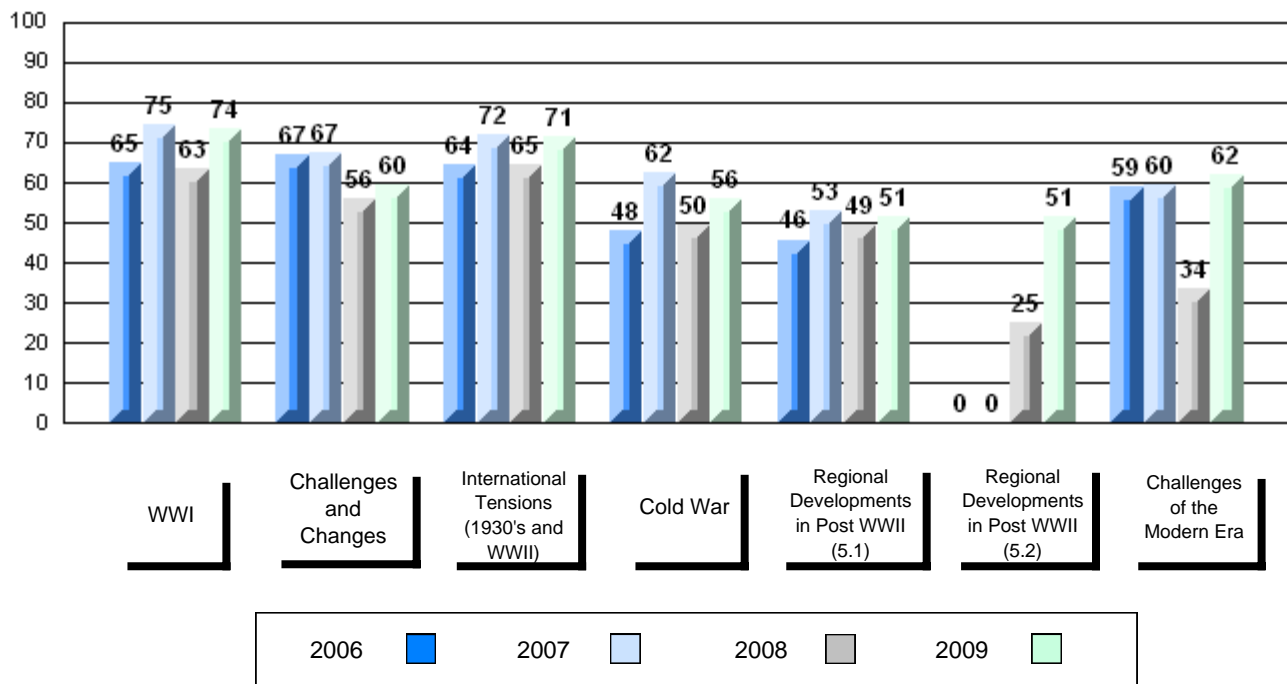
**Average Score, 2006-2009**



Difference from Provincial Mean, 2006-2009



4 Year Public Exam (Subtest) Mark Trend 2006-2009



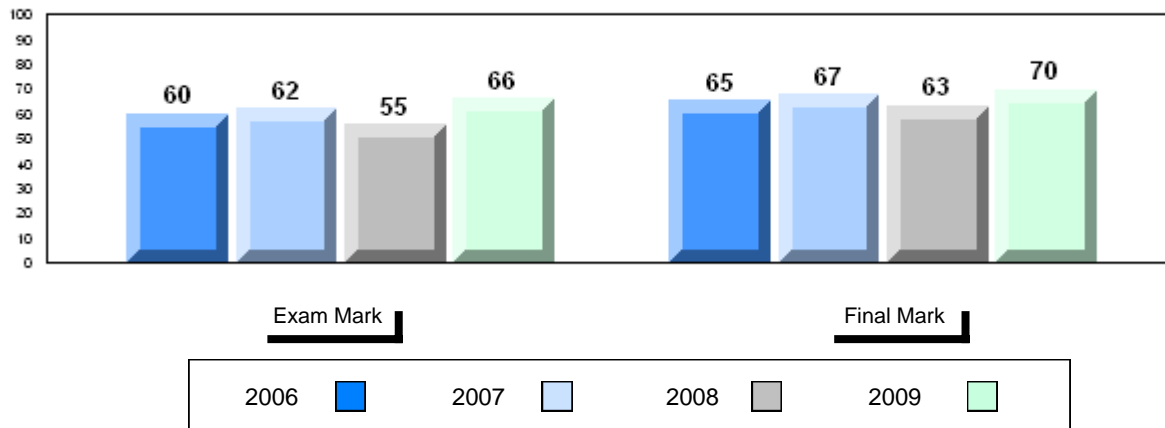
District 4 - Eastern

#354 - St. Kevin's High, St. John's (Goulds)

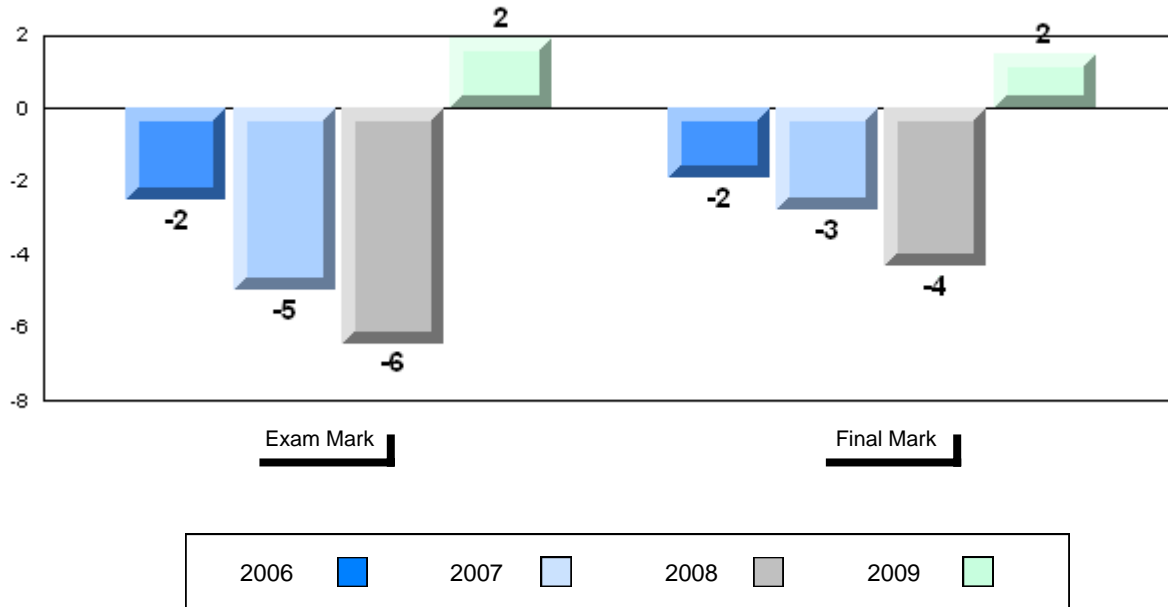
Grades: 10-12

Number of Students	20	<b>Public Exam Mark</b>	School vs District	School vs Province	<b>Final Mark</b>	School vs District	School vs Province
<b>World History 3201</b>	School	65.6	P	P	69.6	P	P
	District	63.5					
	Province	63.7					
<b>Subtest</b>							
<b>WWI</b>	School	75.3	P	P	68.0		
	District	71.2					
	Province	71.2					
<b>Challenges and Changes</b>	School	66.0	P	P			
	District	62.6					
	Province	62.8					
<b>International Tensions (1930's and WWII)</b>	School	68.3	P	P			
	District	67.4					
	Province	67.6					
<b>Cold War</b>	School	55.0	P	P			
	District	52.0					
	Province	52.0					
<b>Regional Developments in Post WWII (5.1)</b>	School	37.6	Q	Q			
	District	48.6					
	Province	49.3					
<b>Regional Developments in Post WWII (5.2)</b>	School	14.3	Q	Q			
	District	53.8					
	Province	55.1					
<b>Challenges of the Modern Era</b>	School	67.9	P	P			
	District	59.9					
	Province	59.8					

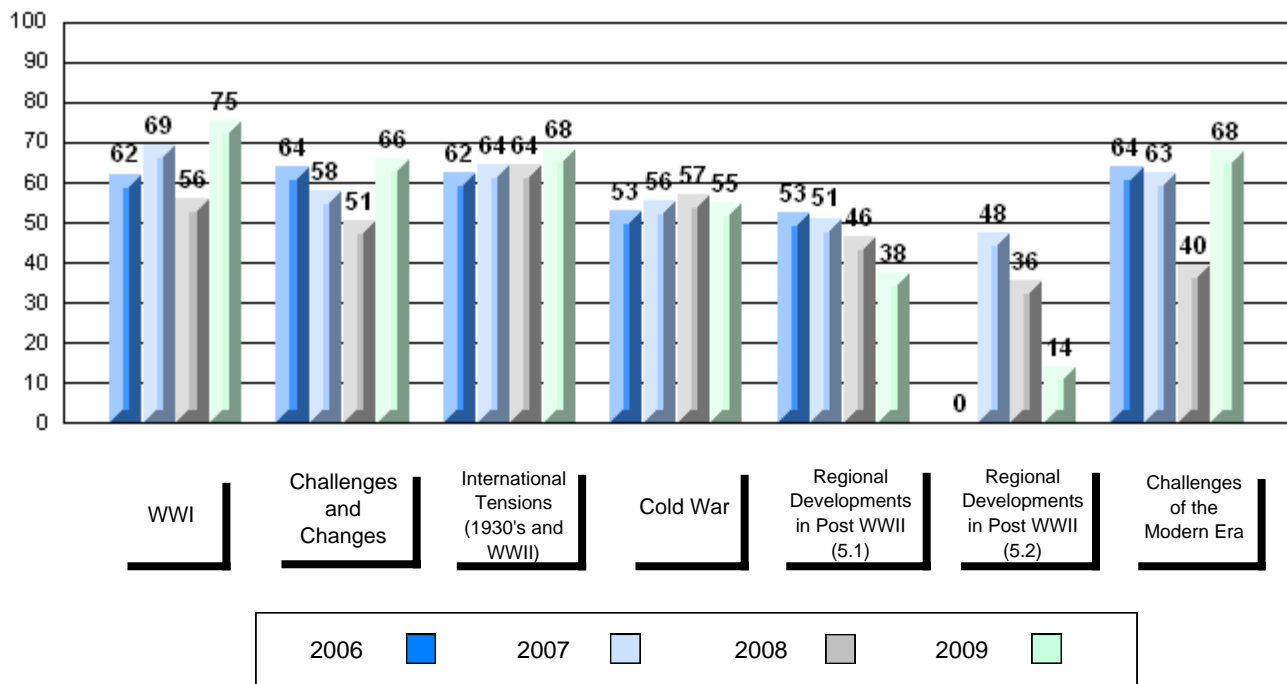
**Average Score, 2006-2009**



Difference from Provincial Mean, 2006-2009



4 Year Public Exam (Subtest) Mark Trend 2006-2009



District 4 - Eastern

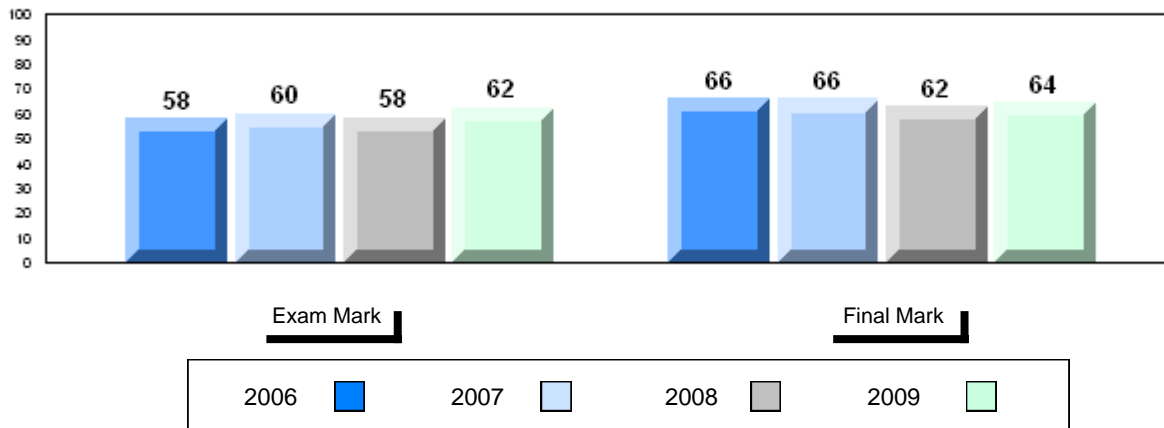
#368 - Holy Trinity High, Torbay

Grades: 7-12

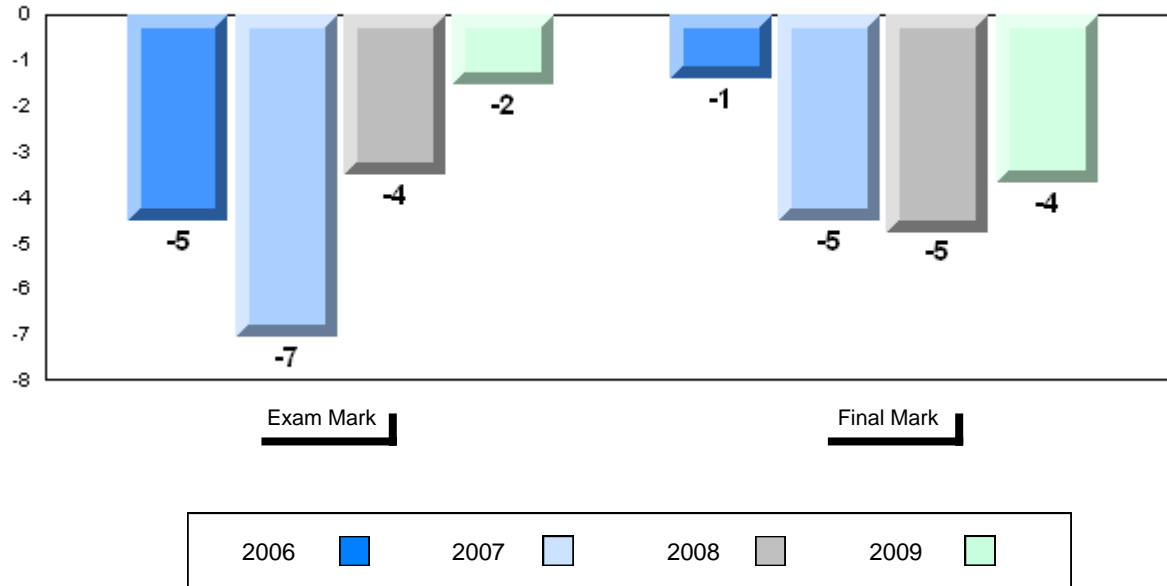
Number of Students 44

		<b>Public Exam Mark</b>	School vs District	School vs Province	<b>Final Mark</b>	School vs District	School vs Province
<b>World History 3201</b>	School	62.1	q	q	64.3	q	q
	District	63.5					
	Province	63.7					
<u>Subtest</u>	School	73.3	P	P	68.0		
	District	71.2					
	Province	71.2					
<b>WWI</b>	School	62.1	q	q			
	District	62.6					
	Province	62.8					
<b>Challenges and Changes</b>	School	65.1	q	q			
	District	67.4					
	Province	67.6					
<b>International Tensions (1930's and WWII)</b>	School	53.2	P	P			
	District	52.0					
	Province	52.0					
<b>Cold War</b>	School	42.9	q	q			
	District	48.6					
	Province	49.3					
<b>Regional Developments in Post WWII (5.1)</b>	School	34.7	q	q			
	District	53.8					
	Province	55.1					
<b>Regional Developments in Post WWII (5.2)</b>	School	56.0	q	q			
	District	59.9					
	Province	59.8					

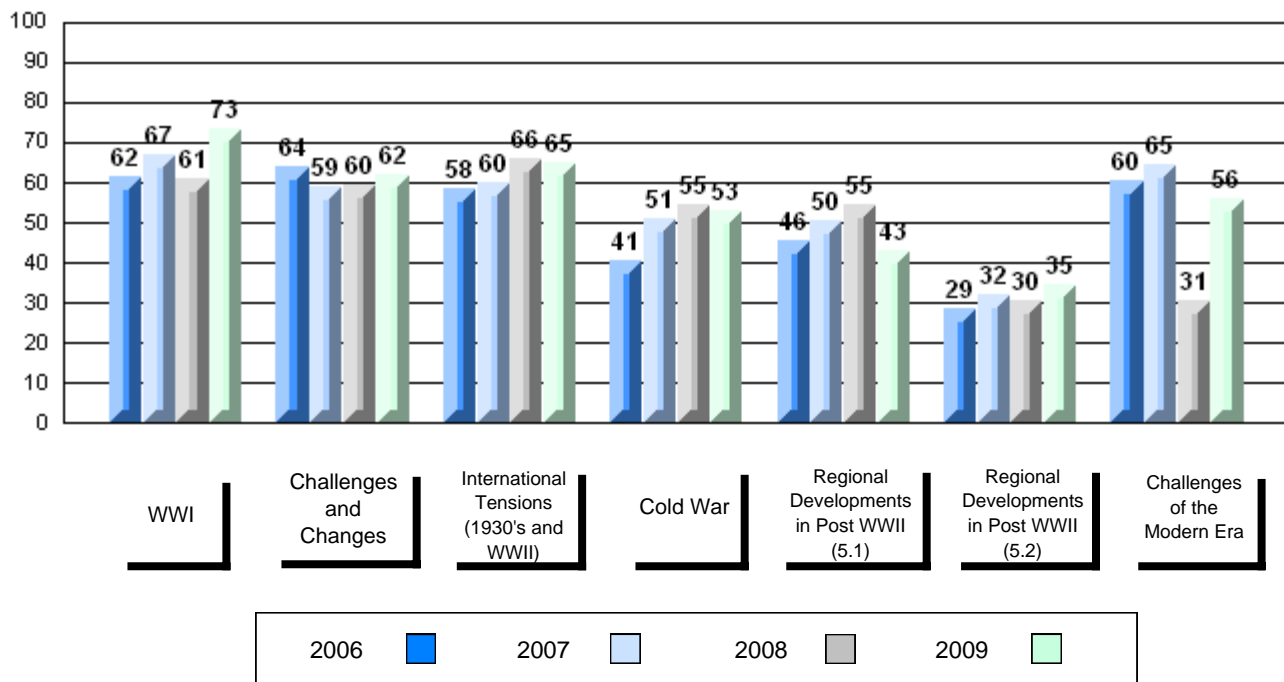
**Average Score, 2006-2009**



Difference from Provincial Mean, 2006-2009



4 Year Public Exam (Subtest) Mark Trend 2006-2009





District 4 - Eastern

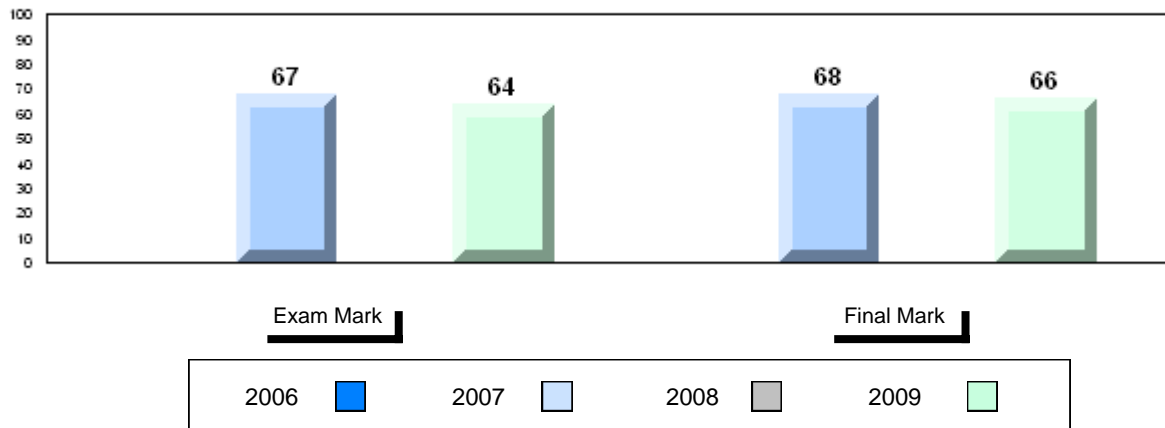
#427 - Holy Name of Mary Academy, Lawn

Grades: K-12

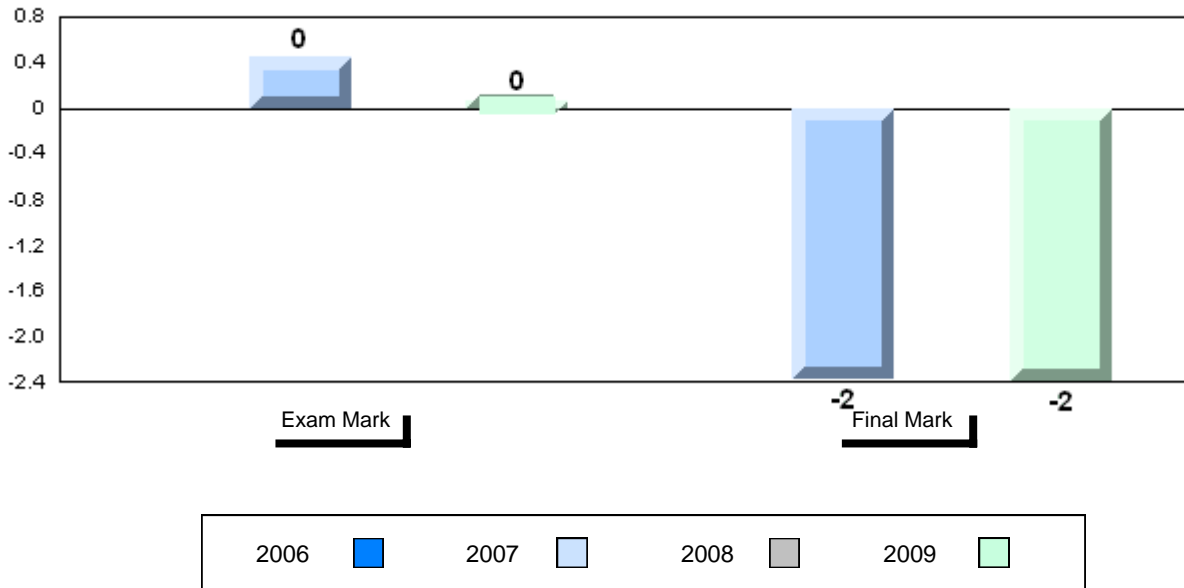
Number of Students 17

		<b>Public Exam Mark</b>	School vs District	School vs Province	<b>Final Mark</b>	School vs District	School vs Province
<b>World History 3201</b>	School	63.7	P	P	65.7	Q	Q
	District	63.5					
	Province	63.7					
<u>Subtest</u>	School	68.8	Q	Q	68.0		
	District	71.2					
	Province	71.2					
<b>WWI</b>	School	68.8	Q	Q			
	District	71.2					
	Province	71.2					
<b>Challenges and Changes</b>	School	64.1	P	P			
	District	62.6					
	Province	62.8					
<b>International Tensions (1930's and WWII)</b>	School	70.1	P	P			
	District	67.4					
	Province	67.6					
<b>Cold War</b>	School	47.9	Q	Q			
	District	52.0					
	Province	52.0					
<b>Regional Developments in Post WWII (5.1)</b>	School	48.7	P	Q			
	District	48.6					
	Province	49.3					
<b>Regional Developments in Post WWII (5.2)</b>	School	0.0	Q	Q			
	District	53.8					
	Province	55.1					
<b>Challenges of the Modern Era</b>	School	64.7	P	P			
	District	59.9					
	Province	59.8					

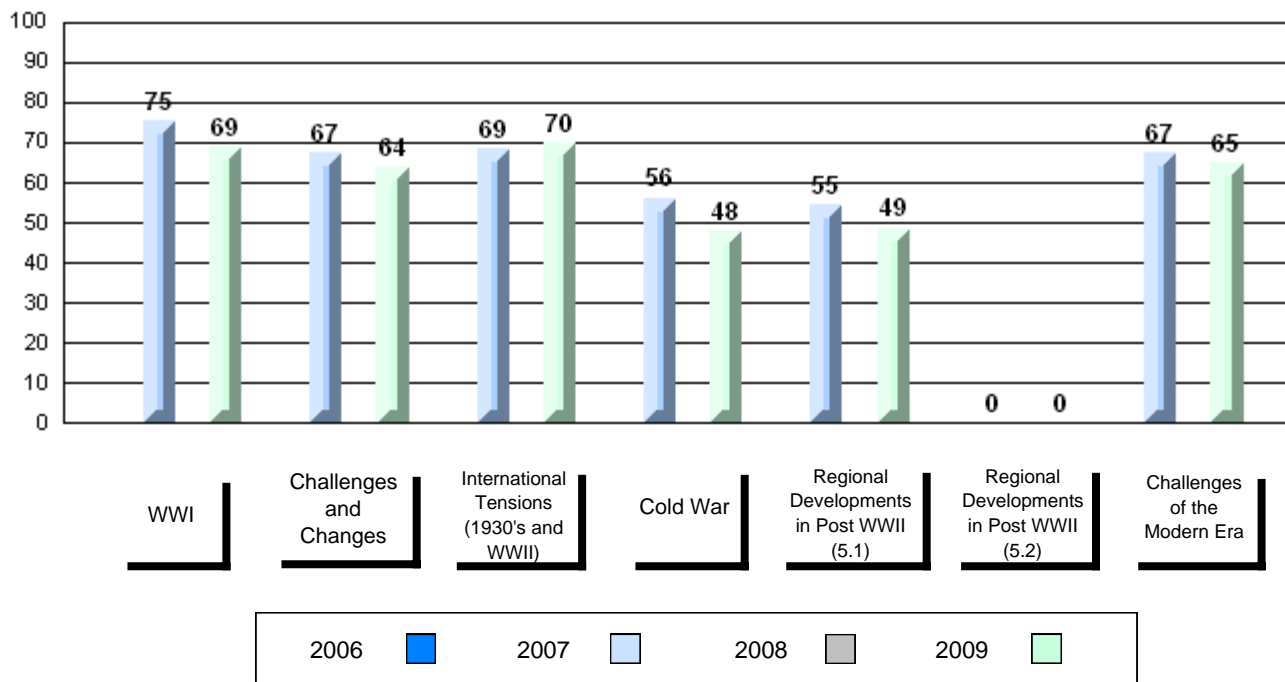
**Average Score, 2006-2009**



Difference from Provincial Mean, 2006-2009



4 Year Public Exam (Subtest) Mark Trend 2006-2009



District 4 - Eastern

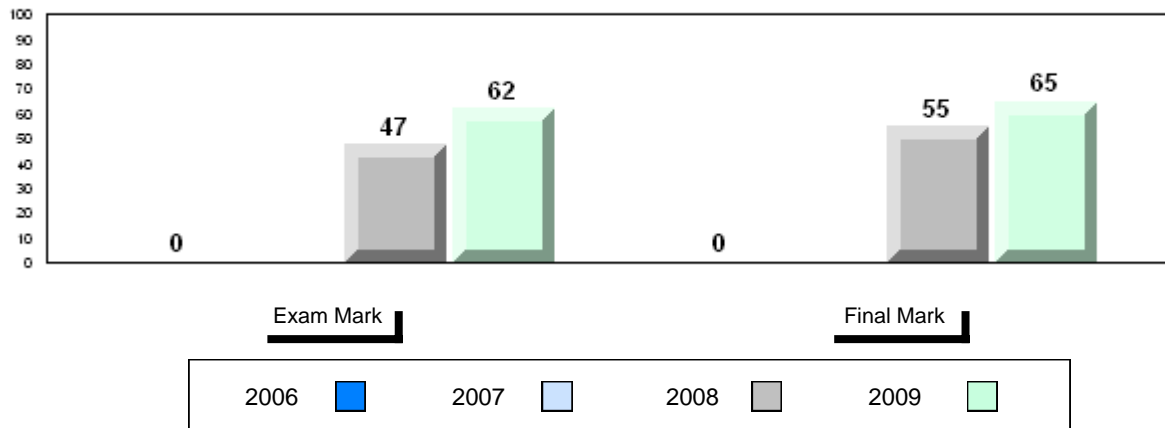
#464 - Crescent Collegiate, Blaketown

Grades: 7-12

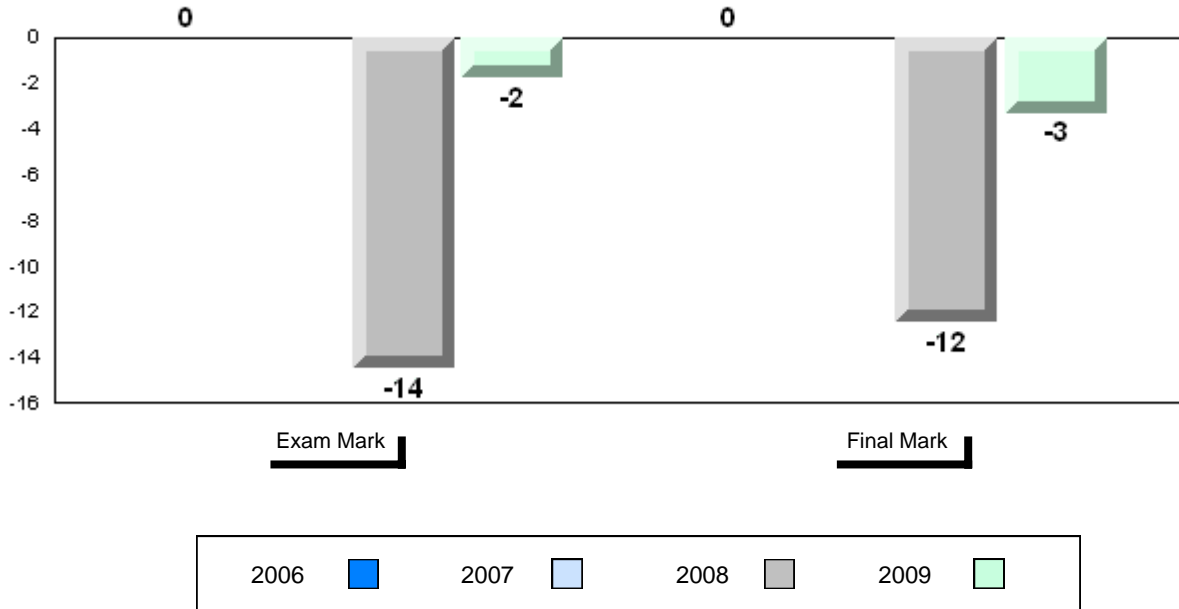
Number of Students 27

		<b>Public Exam Mark</b>	School vs District	School vs Province			
					<b>Final Mark</b>	School vs District	School vs Province
<b>World History 3201</b>	School	61.9	q	q	64.7	q	q
	District	63.5					
	Province	63.7					
				67.7			
					68.0		
<u>Subtest</u>							
<b>WWI</b>	School	70.4	q	q			
	District	71.2					
	Province	71.2					
<b>Challenges and Changes</b>	School	59.7	q	q			
	District	62.6					
	Province	62.8					
<b>International Tensions (1930's and WWII)</b>	School	62.8	q	q			
	District	67.4					
	Province	67.6					
<b>Cold War</b>	School	57.0	P	P			
	District	52.0					
	Province	52.0					
<b>Regional Developments in Post WWII (5.1)</b>	School	45.7	q	q			
	District	48.6					
	Province	49.3					
<b>Regional Developments in Post WWII (5.2)</b>	School	30.6	q	q			
	District	53.8					
	Province	55.1					
<b>Challenges of the Modern Era</b>	School	63.5	P	P			
	District	59.9					
	Province	59.8					

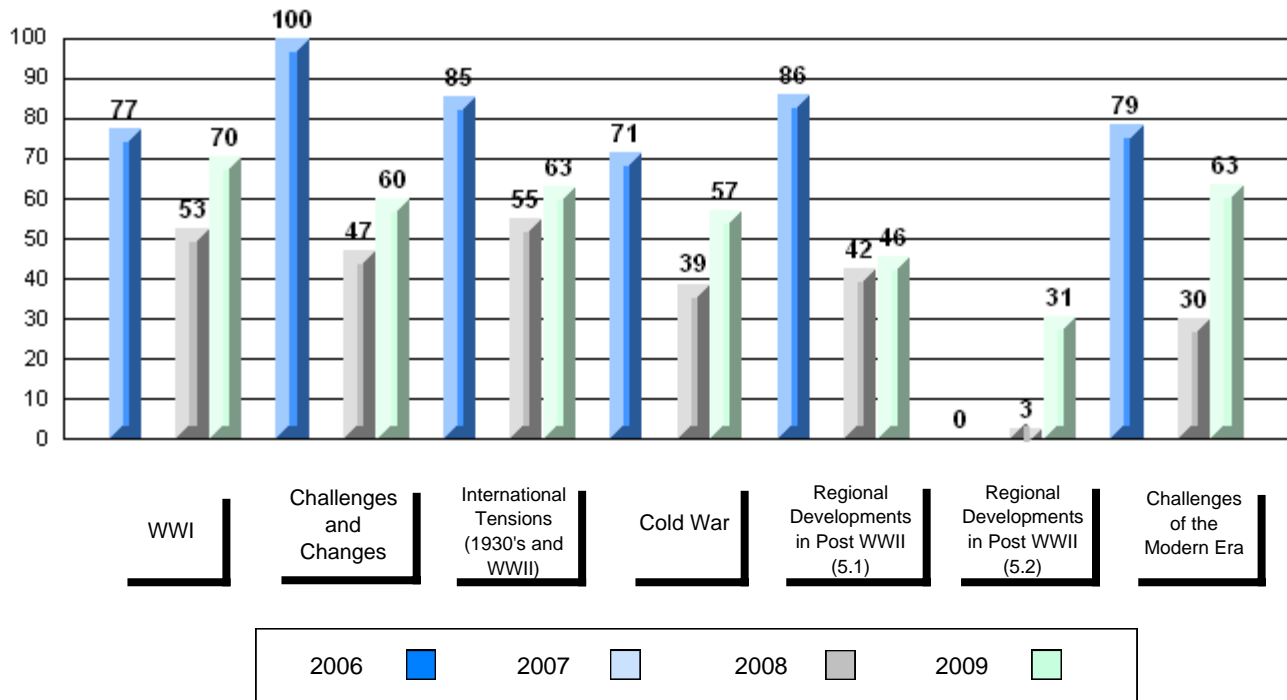
**Average Score, 2006-2009**



Difference from Provincial Mean, 2006-2009



4 Year Public Exam (Subtest) Mark Trend 2006-2009



District 4 - Eastern

#471 - Heritage Collegiate, Lethbridge

Grades: 7-12

Number of Students

21

**World History 3201**

Subtest

**WWI**

**Challenges and Changes**

**International Tensions (1930's and WWII)**

**Cold War**

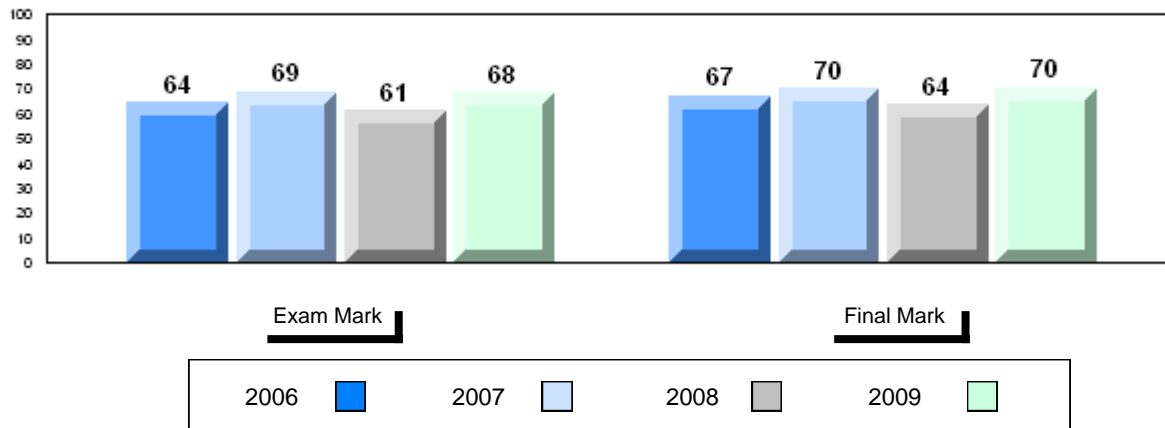
**Regional Developments in Post WWII (5.1)**

**Regional Developments in Post WWII (5.2)**

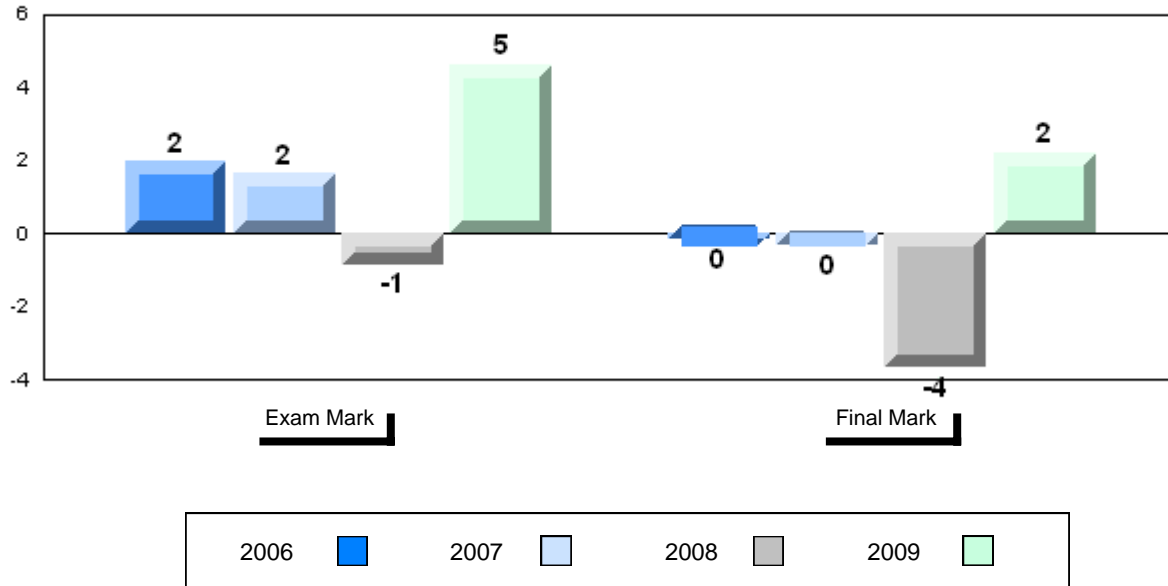
**Challenges of the Modern Era**

		<b>Public Exam Mark</b>	School vs District	School vs Province	<b>Final Mark</b>	School vs District	School vs Province
	School	68.3	P	P	70.2	P	P
	District	63.5					
	Province	63.7					
<b>WWI</b>	School	70.7	q	q			
	District	71.2					
	Province	71.2					
<b>Challenges and Changes</b>	School	66.8	P	P			
	District	62.6					
	Province	62.8					
<b>International Tensions (1930's and WWII)</b>	School	77.8	P	P			
	District	67.4					
	Province	67.6					
<b>Cold War</b>	School	61.2	P	P			
	District	52.0					
	Province	52.0					
<b>Regional Developments in Post WWII (5.1)</b>	School	58.5	P	P			
	District	48.6					
	Province	49.3					
<b>Regional Developments in Post WWII (5.2)</b>	School	0.0	q	q			
	District	53.8					
	Province	55.1					
<b>Challenges of the Modern Era</b>	School	50.3	q	q			
	District	59.9					
	Province	59.8					

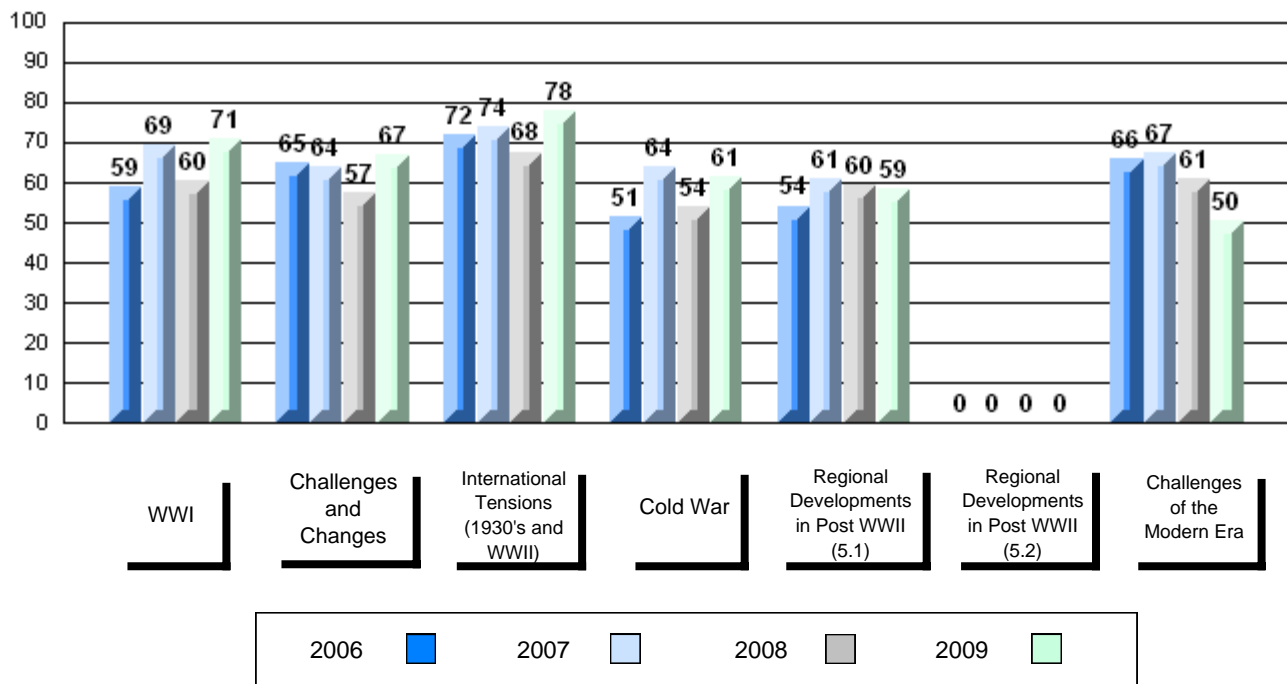
**Average Score, 2006-2009**



Difference from Provincial Mean, 2006-2009



4 Year Public Exam (Subtest) Mark Trend 2006-2009



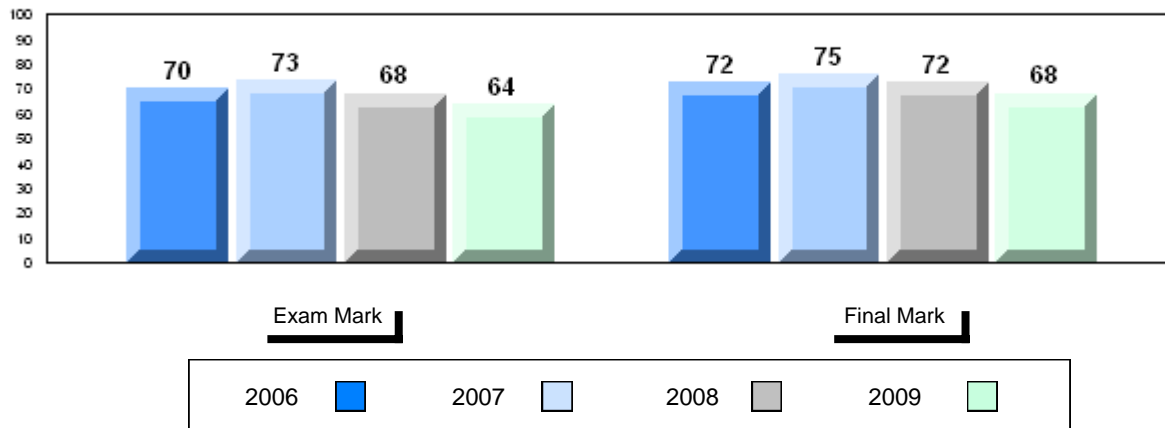
District 4 - Eastern

#476 - Baccalieu Collegiate, Old Perlican

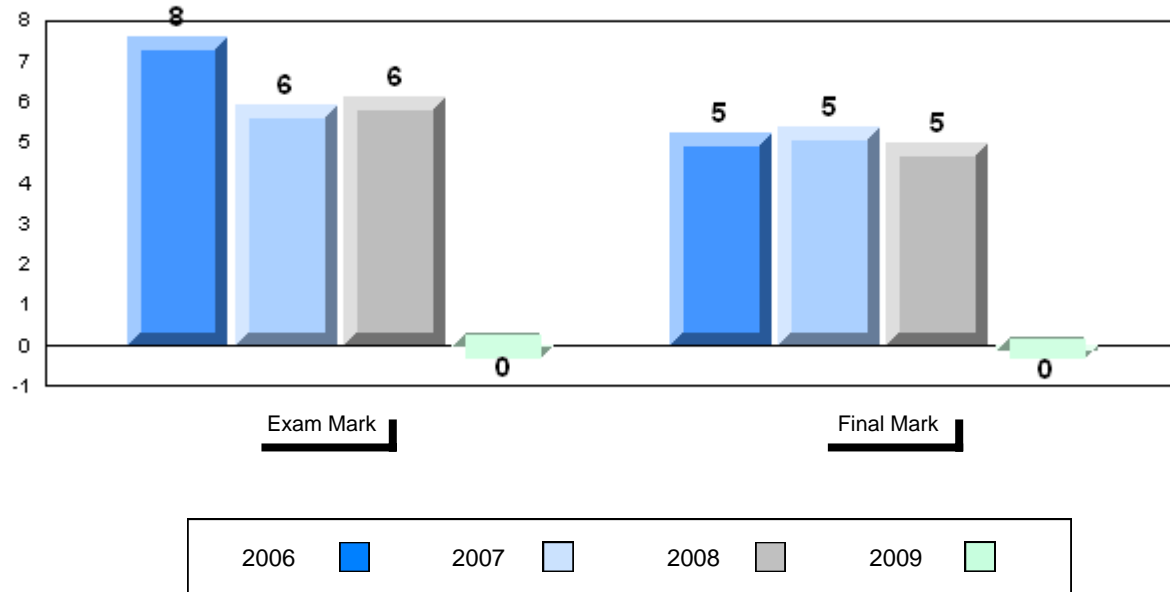
Grades: 7-12

Number of Students		13						
		<b>Public Exam Mark</b>	School vs District	School vs Province	<b>Final Mark</b>	School vs District	School vs Province	
<b>World History 3201</b>	School	63.6	P	Q	67.9	P	Q	
	District	63.5						
	Province	63.7						
<b>Subtest</b>								
<b>WWI</b>	School	71.9	P	P	68.0			
	District	71.2						
	Province	71.2						
<b>Challenges and Changes</b>	School	61.7	Q	Q				
	District	62.6						
	Province	62.8						
<b>International Tensions (1930's and WWII)</b>	School	68.9	P	P				
	District	67.4						
	Province	67.6						
<b>Cold War</b>	School	61.5	P	P				
	District	52.0						
	Province	52.0						
<b>Regional Developments in Post WWII (5.1)</b>	School	49.4	P	P				
	District	48.6						
	Province	49.3						
<b>Regional Developments in Post WWII (5.2)</b>	School	28.6	Q	Q				
	District	53.8						
	Province	55.1						
<b>Challenges of the Modern Era</b>	School	40.7	Q	Q				
	District	59.9						
	Province	59.8						

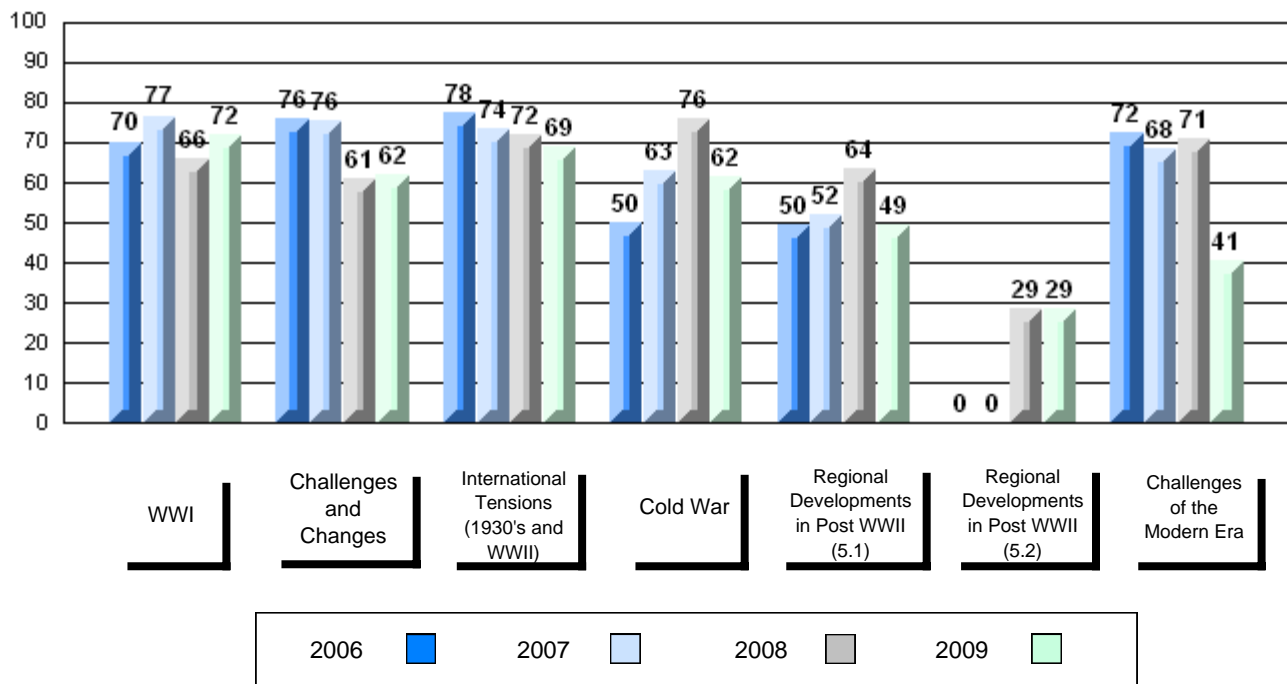
**Average Score, 2006-2009**



Difference from Provincial Mean, 2006-2009



4 Year Public Exam (Subtest) Mark Trend 2006-2009





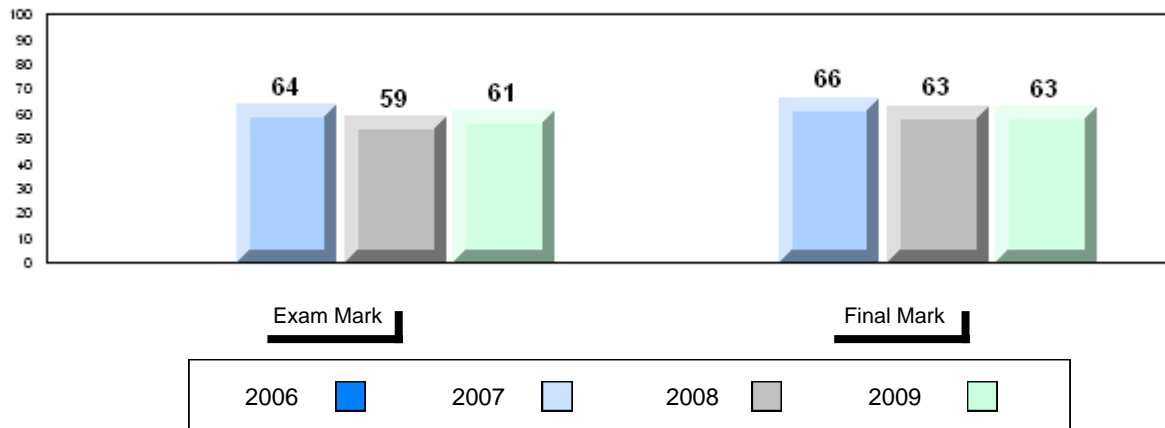
District 803 - Private

#374 - Brother T. I. Murphy, St. John's

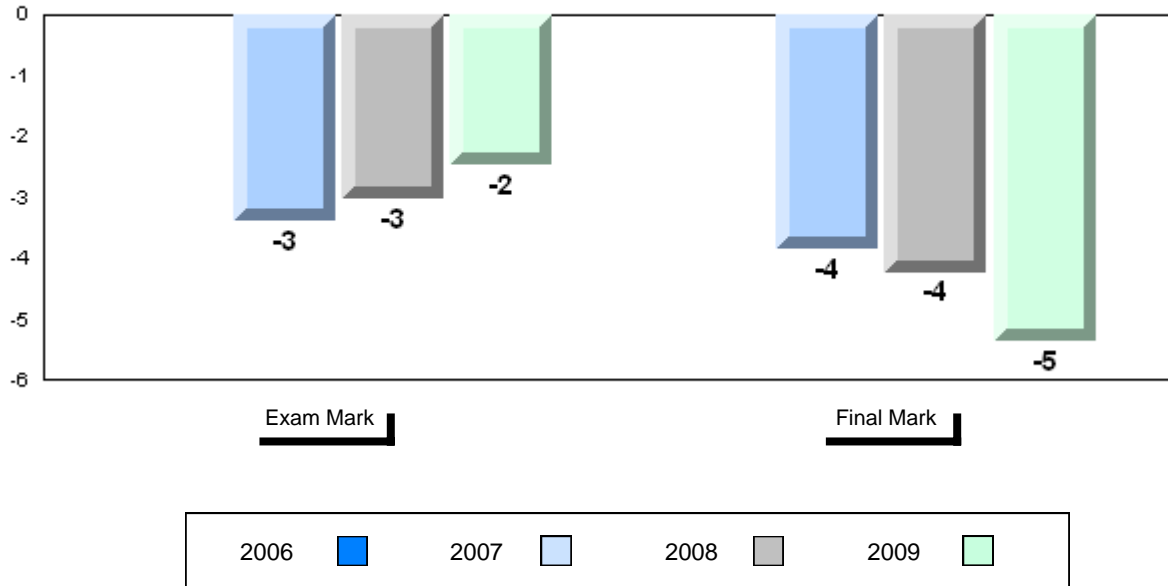
Grades: 10-12

Number of Students	12	<b>Public Exam Mark</b>	School vs District	School vs Province	<b>Final Mark</b>	School vs District	School vs Province
<b>World History 3201</b>	School	61.2	q	q	62.7	q	q
	District	72.2			74.0		
	Province	63.7			68.0		
<u><b>Subtest</b></u>							
<b>WWI</b>	School	71.6	q	P			
	District	78.6					
	Province	71.2					
<b>Challenges and Changes</b>	School	60.0	q	q			
	District	73.0					
	Province	62.8					
<b>International Tensions (1930's and WWII)</b>	School	66.7	q	q			
	District	74.2					
	Province	67.6					
<b>Cold War</b>	School	53.3	q	P			
	District	60.1					
	Province	52.0					
<b>Regional Developments in Post WWII (5.1)</b>	School	21.4	q	q			
	District	35.7					
	Province	49.3					
<b>Regional Developments in Post WWII (5.2)</b>	School	34.3	q	q			
	District	69.7					
	Province	55.1					
<b>Challenges of the Modern Era</b>	School	51.8	q	q			
	District	68.0					
	Province	59.8					

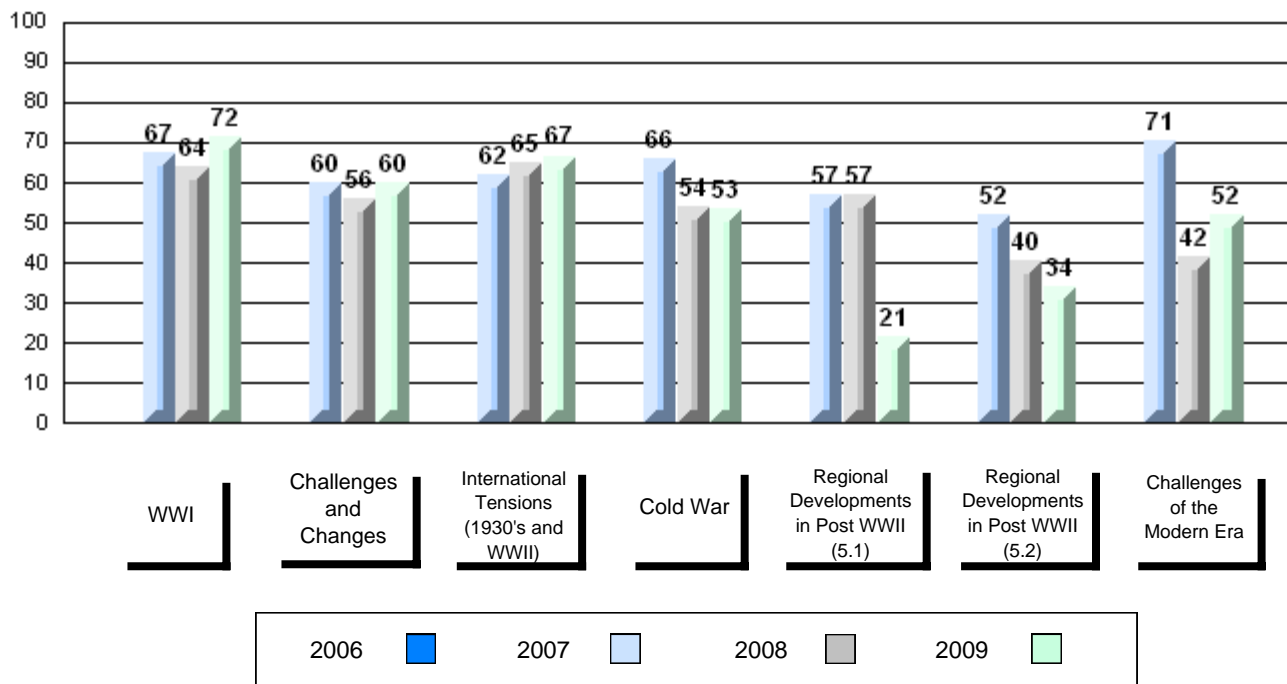
**Average Score, 2006-2009**



Difference from Provincial Mean, 2006-2009



4 Year Public Exam (Subtest) Mark Trend 2006-2009



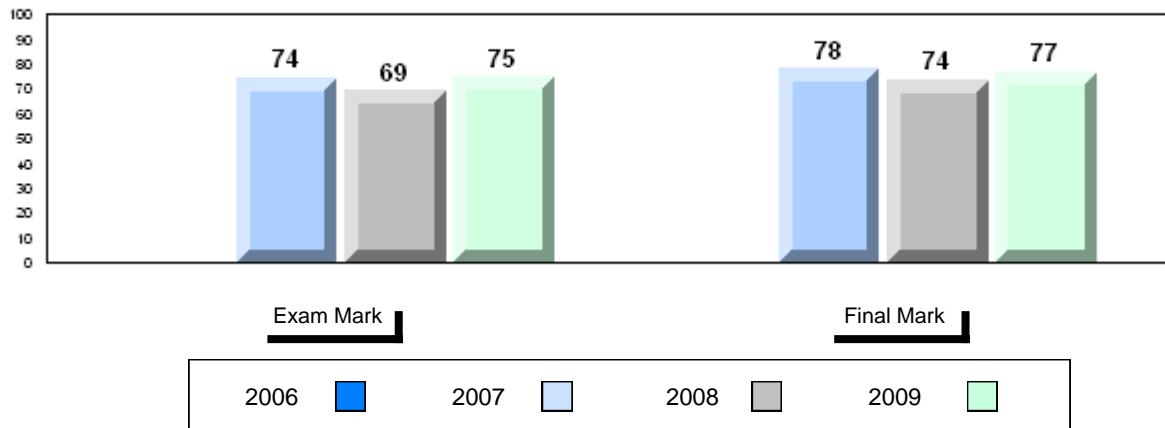
District 803 - Private

#450 - St. Bonaventure's College, St. John's

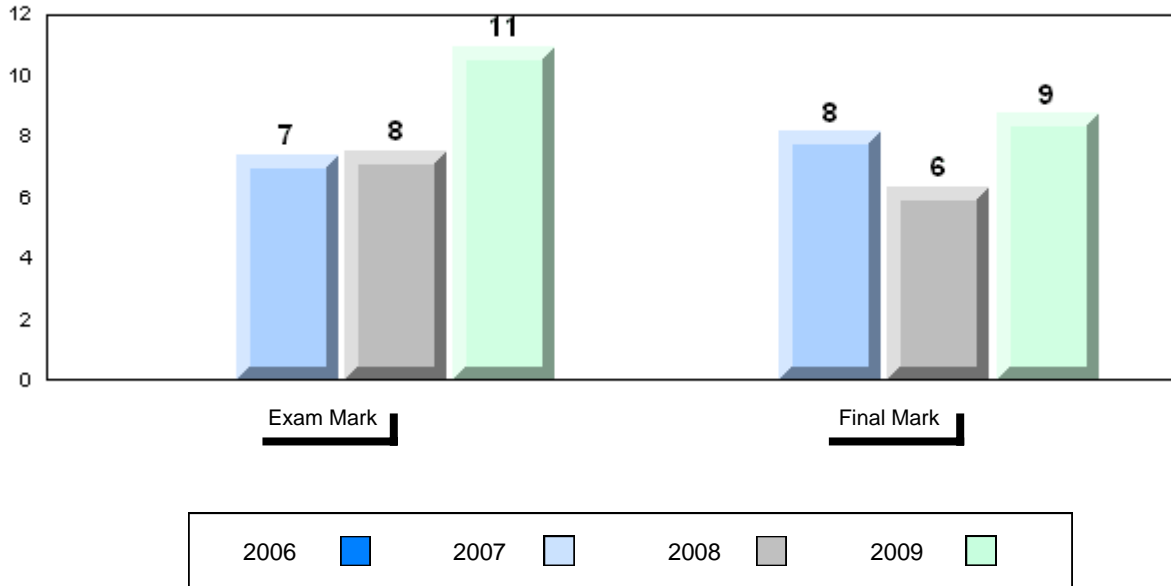
Grades: K-12

Number of Students	18	<b>Public Exam Mark</b>	School vs District	School vs Province	<b>Final Mark</b>	School vs District	School vs Province
<b>World History 3201</b>	School	74.6	P	P	76.8	P	P
	District	72.2			74.0		
	Province	63.7			68.0		
<b>Subtest</b>							
<b>WWI</b>	School	79.6	P	P			
	District	78.6					
	Province	71.2					
<b>Challenges and Changes</b>	School	77.4	P	P			
	District	73.0					
	Province	62.8					
<b>International Tensions (1930's and WWII)</b>	School	74.7	P	P			
	District	74.2					
	Province	67.6					
<b>Cold War</b>	School	65.1	P	P			
	District	60.1					
	Province	52.0					
<b>Regional Developments in Post WWII (5.1)</b>	School	53.6	P	P			
	District	35.7					
	Province	49.3					
<b>Regional Developments in Post WWII (5.2)</b>	School	77.1	P	P			
	District	69.7					
	Province	55.1					
<b>Challenges of the Modern Era</b>	School	67.5	P	P			
	District	68.0					
	Province	59.8					

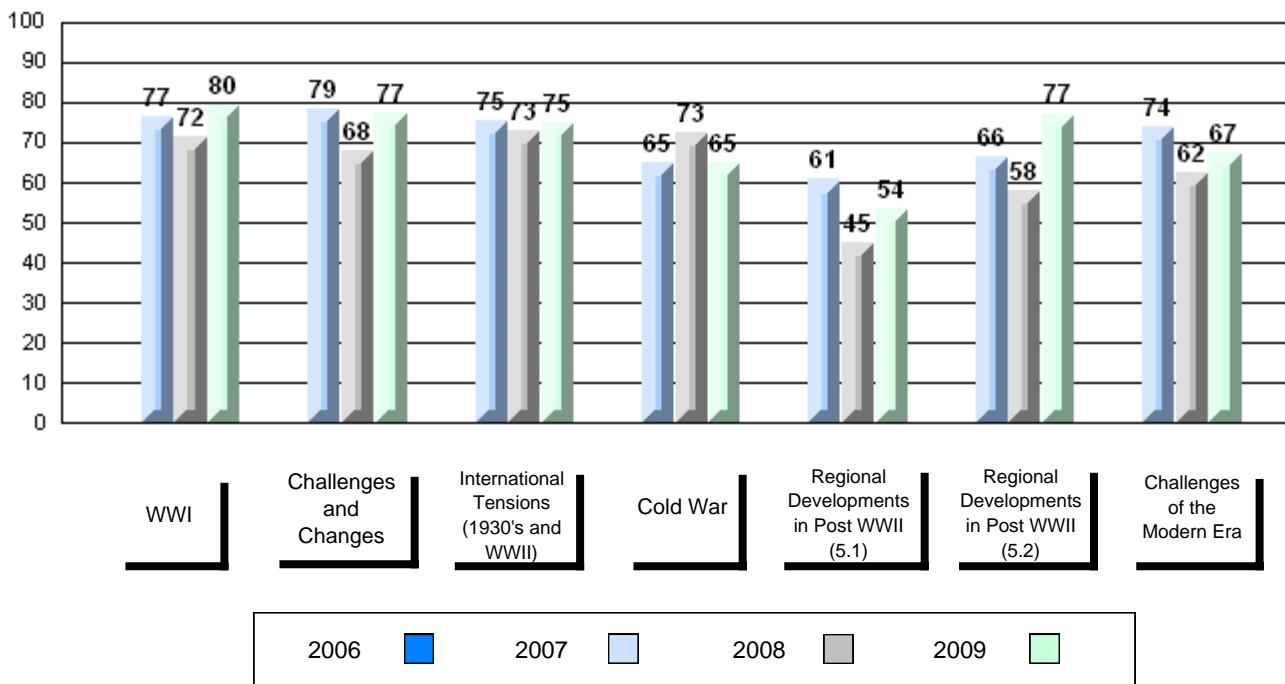
**Average Score, 2006-2009**



Difference from Provincial Mean, 2006-2009



4 Year Public Exam (Subtest) Mark Trend 2006-2009



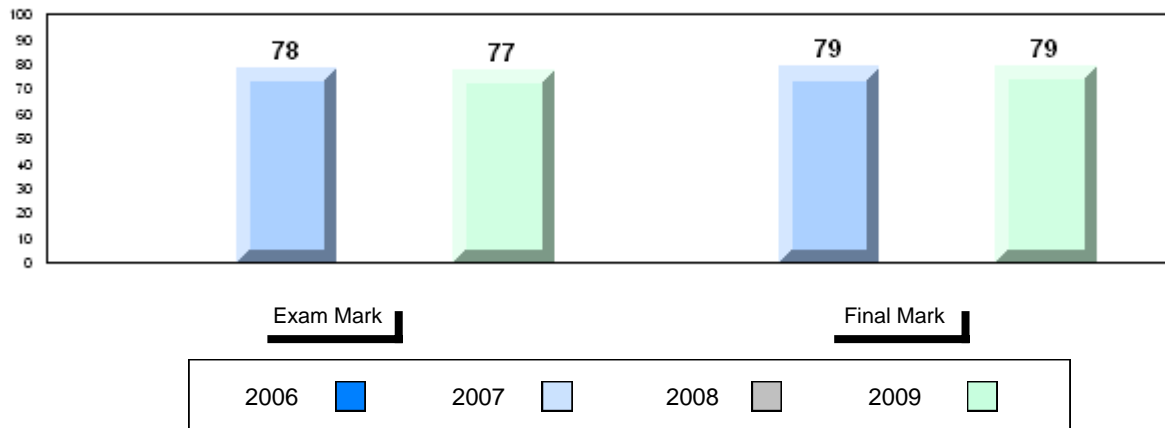
District 803 - Private

#453 - Eric G. Lambert All-Grade, Churchill Falls

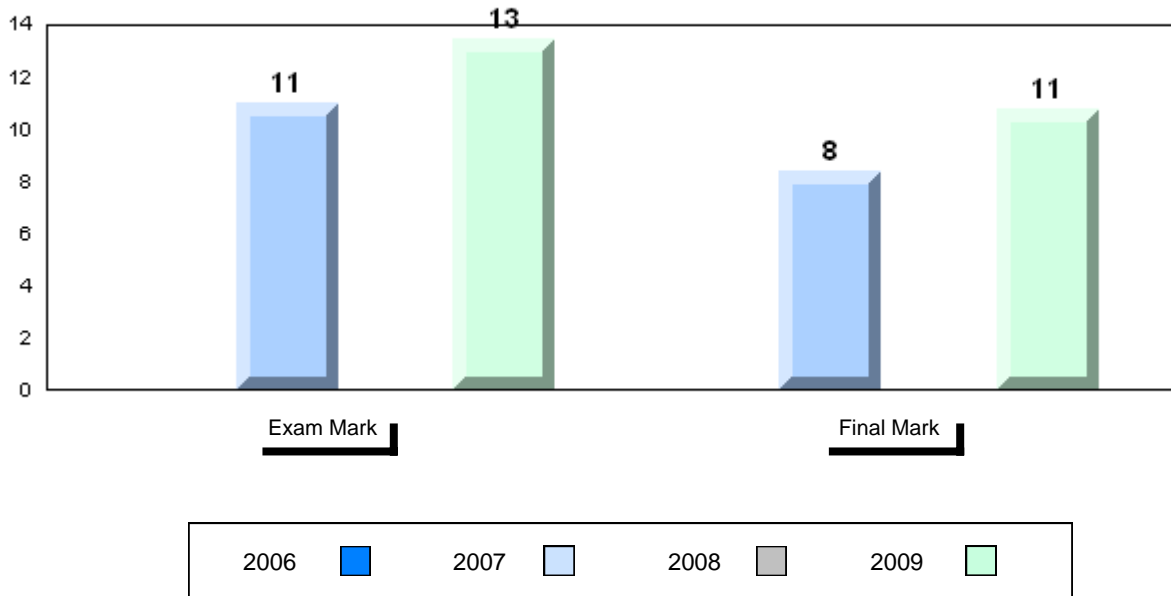
Grades: K-12

Number of Students		18						
		<b>Public Exam Mark</b>	School vs District	School vs Province	<b>Final Mark</b>	School vs District	School vs Province	
<b>World History 3201</b>	School	77.1	P	P	78.8	P	P	
	District	72.2						
	Province	63.7						
<u>Subtest</u>	School	82.4	P	P	68.0			
	District	78.6						
	Province	71.2						
<b>WWI</b>	School	82.4	P	P				
	District	78.6						
	Province	71.2						
<b>Challenges and Changes</b>	School	77.3	P	P				
	District	73.0						
	Province	62.8						
<b>International Tensions (1930's and WWII)</b>	School	78.9	P	P				
	District	74.2						
	Province	67.6						
<b>Cold War</b>	School	59.7	Q	P				
	District	60.1						
	Province	52.0						
<b>Regional Developments in Post WWII (5.1)</b>	School	28.6	Q	Q				
	District	35.7						
	Province	49.3						
<b>Regional Developments in Post WWII (5.2)</b>	School	84.0	P	P				
	District	69.7						
	Province	55.1						
<b>Challenges of the Modern Era</b>	School	79.4	P	P				
	District	68.0						
	Province	59.8						

**Average Score, 2006-2009**



Difference from Provincial Mean, 2006-2009



4 Year Public Exam (Subtest) Mark Trend 2006-2009

