

District 1 - Labrador

#001 - St. Peter's School, Black Tickle

Classification: Rural Community/Labrador Region**
Offers Distance Education: Yes

Grades: 1-12

Number of Grades: 12

[School FTE PTR : 5.2](#)

[District FTE PTR : 12.1](#)

[Provincial FTE PTR : 12.7](#)

[FTE Teachers](#) *** : 6.0

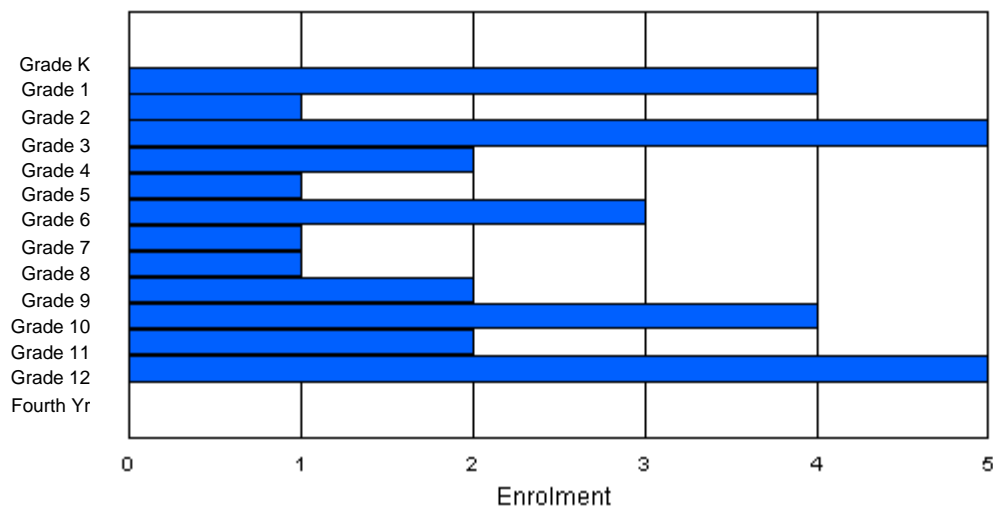
Enrolment By Age and Gender

Gender	Age																	Total
	5	6	7	8	9	10	11	12	13	14	15	16	17	18	19	20>		
Male	0	0	1	2	3	1	0	1	0	1	2	2	1	2	0	0	16	
Female	0	4	0	2	0	0	3	0	0	0	3	0	3	0	0	0	15	
Total	0	4	1	4	3	1	3	1	0	1	5	2	4	2	0	0	31	

Enrolment By Grade and Gender

Gender	Grade														Total
	K	1	2	3	4	5	6	7	8	9	10	11	12	4th	
Male	0	0	1	3	2	1	0	1	1	2	1	2	2	0	16
Female	0	4	0	2	0	0	3	0	0	0	3	0	3	0	15
Total	0	4	1	5	2	1	3	1	1	2	4	2	5	0	31

Enrolment By Grade
For 001



* Data from the 2007-2008 AGR(Enrolment/Age as of the last day in Sept./Dec.)

** Newfoundland Statistics Classification System

*** May include itinerant teachers

District 1 - Labrador

#002 - Henry Gordon Academy, Cartwright

Classification: Rural Community/Labrador Region**
Offers Distance Education: Yes

Grades: K-12

Number of Grades: 13

[School FTE PTR : 8.2](#)

[District FTE PTR : 12.1](#)

[Provincial FTE PTR : 12.7](#)

[FTE Teachers](#) *** : 11.0

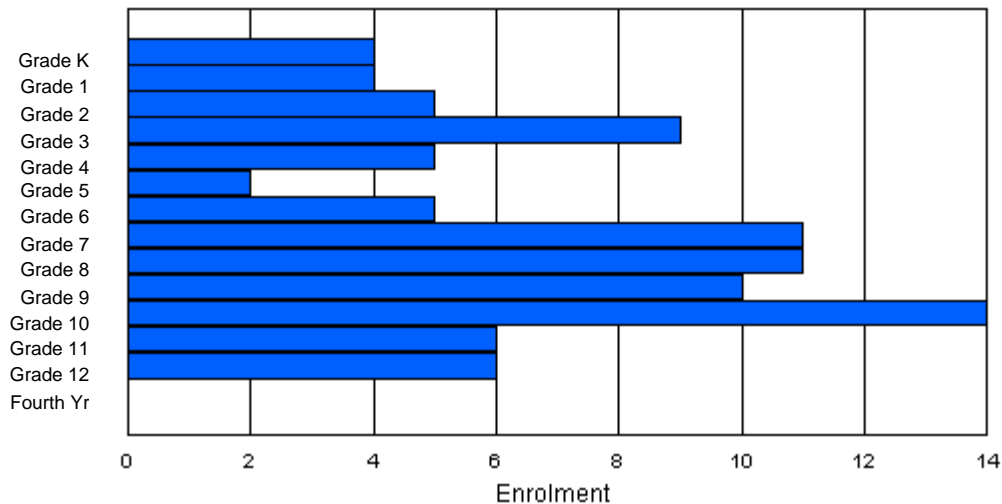
Enrolment By Age and Gender

Gender	Age																	Total
	5	6	7	8	9	10	11	12	13	14	15	16	17	18	19	20>		
Male	1	2	3	5	3	2	2	5	4	7	4	3	6	1	1	1	50	
Female	3	1	3	4	2	0	2	6	3	3	8	1	4	1	0	1	42	
Total	4	3	6	9	5	2	4	11	7	10	12	4	10	2	1	2	92	

Enrolment By Grade and Gender

Gender	Grade															Total
	K	1	2	3	4	5	6	7	8	9	10	11	12	4th		
Male	1	2	3	5	3	2	2	6	6	6	8	4	2	0	50	
Female	3	2	2	4	2	0	3	5	5	4	6	2	4	0	42	
Total	4	4	5	9	5	2	5	11	11	10	14	6	6	0	92	

Enrolment By Grade
For 002



* Data from the 2007-2008 AGR(Enrolment/Age as of the last day in Sept./Dec.)

** Newfoundland Statistics Classification System

*** May include itinerant teachers

District 1 - Labrador

#004 - Queen of Peace Middle School, Happy Valley-Goose Bay

Classification: Urban Community/Labrador Region**
Offers Distance Education: No

Grades: 4-7

Number of Grades: 4

[School FTE PTR : 14.9](#)

[District FTE PTR : 12.1](#)

[Provincial FTE PTR : 12.7](#)

[FTE Teachers](#) *** : 28.8

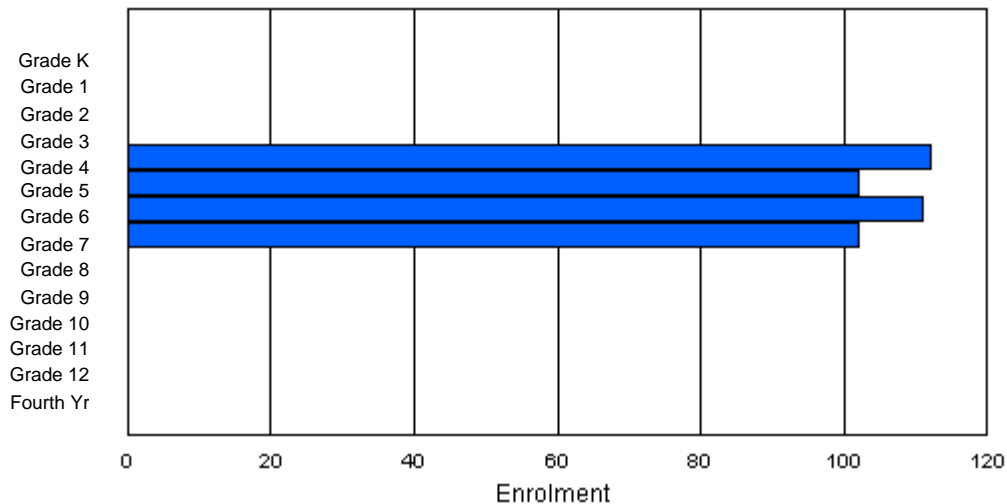
Enrolment By Age and Gender

Gender	Age																Total
	5	6	7	8	9	10	11	12	13	14	15	16	17	18	19	20>	
Male	0	0	0	1	48	50	49	51	3	0	0	0	0	0	0	0	202
Female	0	0	0	0	60	50	60	50	5	0	0	0	0	0	0	0	225
Total	0	0	0	1	108	100	109	101	8	0	0	0	0	0	0	0	427

Enrolment By Grade and Gender

Gender	Grade														Total
	K	1	2	3	4	5	6	7	8	9	10	11	12	4th	
Male	0	0	0	0	52	51	49	50	0	0	0	0	0	0	202
Female	0	0	0	0	60	51	62	52	0	0	0	0	0	0	225
Total	0	0	0	0	112	102	111	102	0	0	0	0	0	0	427

Enrolment By Grade
For 004



* Data from the 2007-2008 AGR(Enrolment/Age as of the last day in Sept./Dec.)

** Newfoundland Statistics Classification System

*** May include itinerant teachers

District 1 - Labrador

#005 - Peacock Primary School, Happy Valley-Goose Bay

Classification: Urban Community/Labrador Region**
Offers Distance Education: No

Grades: K-3

Number of Grades: 4

[School FTE PTR : 12.7](#)

[District FTE PTR : 12.1](#)

[Provincial FTE PTR : 12.7](#)

[FTE Teachers](#) *** : 25.5

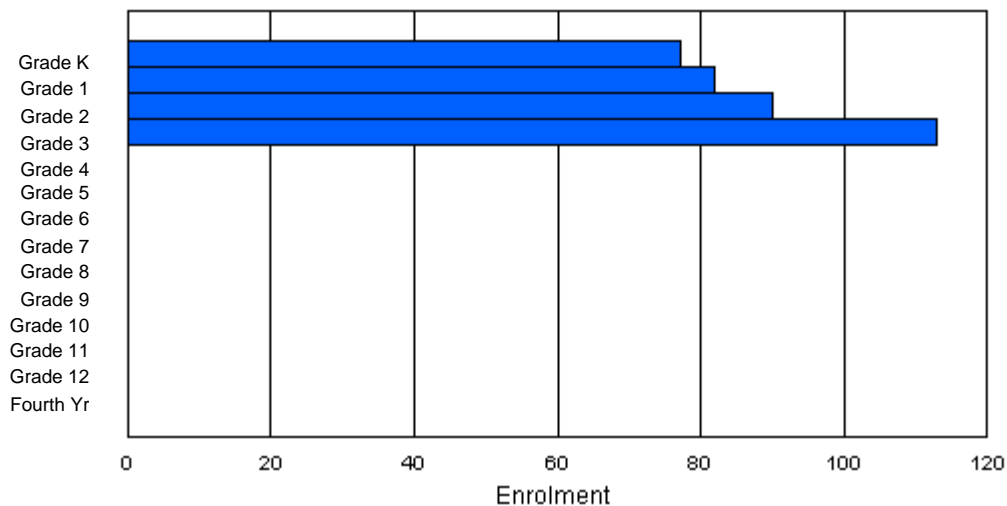
Enrolment By Age and Gender

Gender	Age																	Total
	5	6	7	8	9	10	11	12	13	14	15	16	17	18	19	20>		
Male	34	45	42	55	1	0	0	0	0	0	0	0	0	0	0	0	177	
Female	42	37	44	61	1	0	0	0	0	0	0	0	0	0	0	0	185	
Total	76	82	86	116	2	0	0	0	0	0	0	0	0	0	0	0	362	

Enrolment By Grade and Gender

Gender	Grade															Total
	K	1	2	3	4	5	6	7	8	9	10	11	12	4th		
Male	35	44	45	53	0	0	0	0	0	0	0	0	0	0	177	
Female	42	38	45	60	0	0	0	0	0	0	0	0	0	0	185	
Total	77	82	90	113	0	0	0	0	0	0	0	0	0	0	362	

Enrolment By Grade
For 005



* Data from the 2007-2008 AGR(Enrolment/Age as of the last day in Sept./Dec.)

** Newfoundland Statistics Classification System

*** May include itinerant teachers

District 1 - Labrador

#007 - Amos Comenius Memorial School, Hopedale

Classification: Rural Community/Labrador Region**
Offers Distance Education: No

Grades: K-12 Number of Grades: 13

[School FTE PTR : 8.6](#)
[District FTE PTR : 12.1](#)
[Provincial FTE PTR : 12.7](#)

[FTE Teachers](#) *** : 19.0

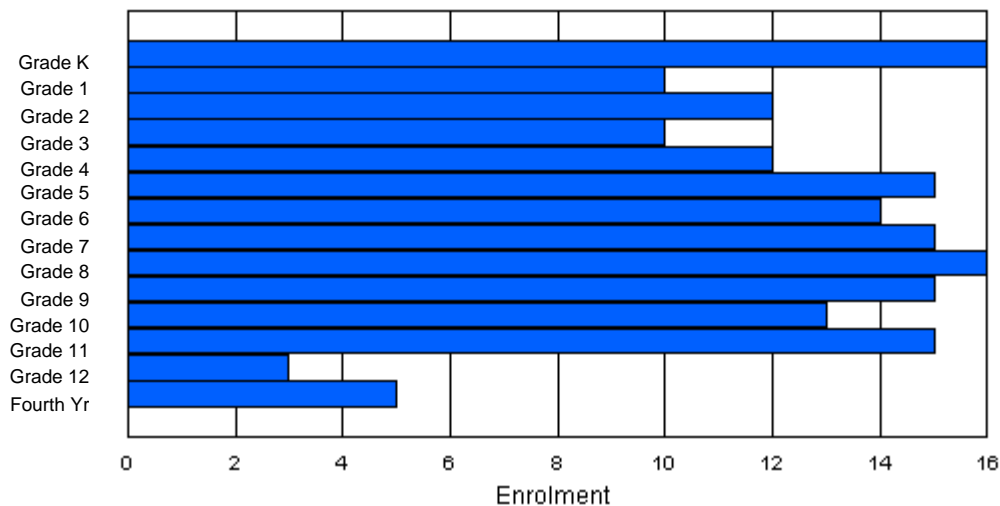
Enrolment By Age and Gender

Gender	Age																	Total
	5	6	7	8	9	10	11	12	13	14	15	16	17	18	19	20>		
Male	11	7	6	3	3	9	7	5	6	12	7	3	9	4	3	1	96	
Female	4	3	5	6	1	7	8	7	6	6	8	5	4	5	0	0	75	
Total	15	10	11	9	4	16	15	12	12	18	15	8	13	9	3	1	171	

Enrolment By Grade and Gender

Gender	Grade															Total
	K	1	2	3	4	5	6	7	8	9	10	11	12	4th		
Male	12	7	5	6	7	6	6	10	10	9	7	7	1	3	96	
Female	4	3	7	4	5	9	8	5	6	6	6	8	2	2	75	
Total	16	10	12	10	12	15	14	15	16	15	13	15	3	5	171	

Enrolment By Grade
For 007



* Data from the 2007-2008 AGR(Enrolment/Age as of the last day in Sept./Dec.)

** Newfoundland Statistics Classification System

*** May include itinerant teachers

District 1 - Labrador

#008 - A. P. Low Primary, Labrador City

Classification: Urban Community/Labrador Region**
Offers Distance Education: No

Grades: K-3

Number of Grades: 4

[School FTE PTR : 14.7](#)

[District FTE PTR : 12.1](#)

[Provincial FTE PTR : 12.7](#)

[FTE Teachers](#) *** : 24.0

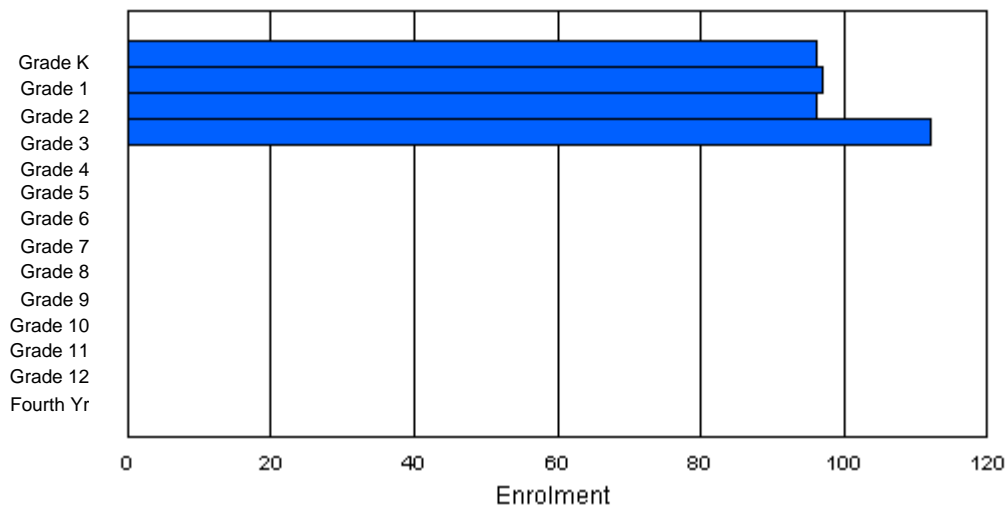
Enrolment By Age and Gender

Gender	Age																Total
	5	6	7	8	9	10	11	12	13	14	15	16	17	18	19	20>	
Male	53	44	49	57	0	0	0	0	0	0	0	0	0	0	0	0	203
Female	43	53	46	55	1	0	0	0	0	0	0	0	0	0	0	0	198
Total	96	97	95	112	1	0	0	0	0	0	0	0	0	0	0	0	401

Enrolment By Grade and Gender

Gender	Grade														Total	
	K	1	2	3	4	5	6	7	8	9	10	11	12	4th		
Male	53	44	50	56	0	0	0	0	0	0	0	0	0	0	0	203
Female	43	53	46	56	0	0	0	0	0	0	0	0	0	0	0	198
Total	96	97	96	112	0	0	0	0	0	0	0	0	0	0	0	401

Enrolment By Grade
For 008



* Data from the 2007-2008 AGR(Enrolment/Age as of the last day in Sept./Dec.)

** Newfoundland Statistics Classification System

*** May include itinerant teachers

District 1 - Labrador

#010 - Menihek High School, Labrador City

Classification: Urban Community/Labrador Region**
Offers Distance Education: No

Grades: 8-12

Number of Grades: 5

[School FTE PTR : 17.1](#)

[District FTE PTR : 12.1](#)

[Provincial FTE PTR : 12.7](#)

[FTE Teachers](#) *** : 35.5

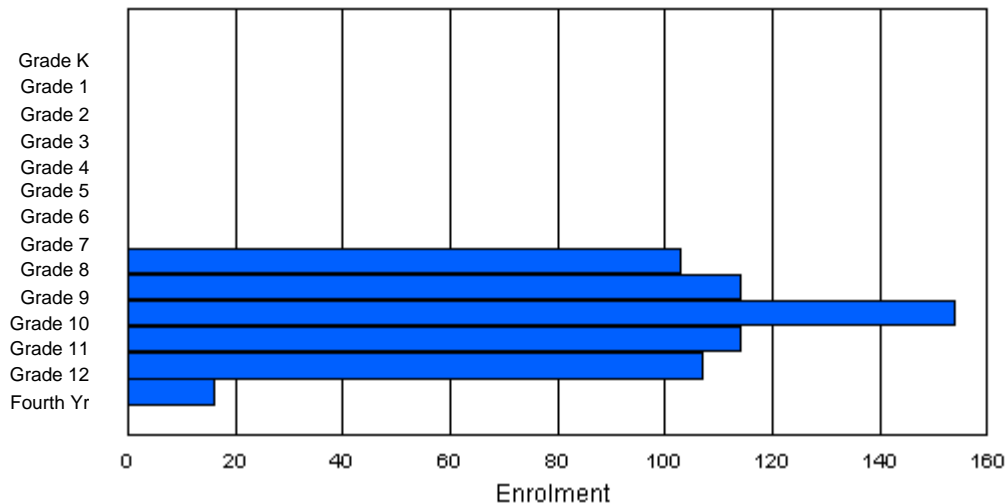
Enrolment By Age and Gender

Gender	Age																	Total
	5	6	7	8	9	10	11	12	13	14	15	16	17	18	19	20>		
Male	0	0	0	0	0	0	0	0	44	63	67	57	67	17	5	3	323	
Female	0	0	0	0	0	0	0	0	53	41	53	62	67	9	0	0	285	
Total	0	0	0	0	0	0	0	0	97	104	120	119	134	26	5	3	608	

Enrolment By Grade and Gender

Gender	Grade															Total
	K	1	2	3	4	5	6	7	8	9	10	11	12	4th		
Male	0	0	0	0	0	0	0	0	49	66	92	55	49	12	323	
Female	0	0	0	0	0	0	0	0	54	48	62	59	58	4	285	
Total	0	0	0	0	0	0	0	0	103	114	154	114	107	16	608	

Enrolment By Grade
For 010



* Data from the 2007-2008 AGR(Enrolment/Age as of the last day in Sept./Dec.)

** Newfoundland Statistics Classification System

*** May include itinerant teachers

District 1 - Labrador

#012 - J.C. Erhardt Memorial School, Makkovik

Classification: Rural Community/Labrador Region**
Offers Distance Education: Yes

Grades: K-12

Number of Grades: 13

[School FTE PTR : 7.4](#)

[District FTE PTR : 12.1](#)

[Provincial FTE PTR : 12.7](#)

[FTE Teachers](#) *** : 10.5

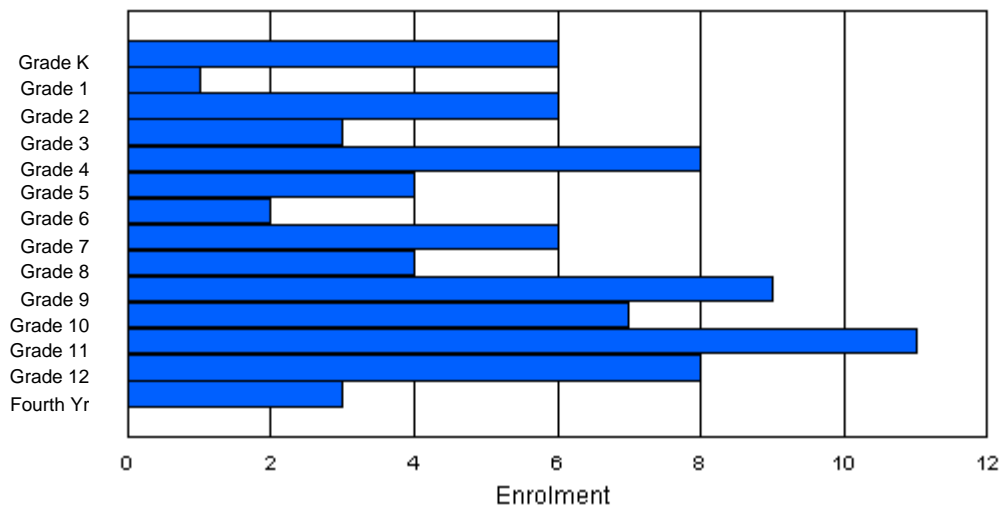
Enrolment By Age and Gender

Gender	Age																	Total
	5	6	7	8	9	10	11	12	13	14	15	16	17	18	19	20>		
Male	4	1	4	0	1	3	2	1	5	4	4	5	3	1	1	0	39	
Female	1	0	2	3	5	3	1	0	2	4	3	6	6	3	0	0	39	
Total	5	1	6	3	6	6	3	1	7	8	7	11	9	4	1	0	78	

Enrolment By Grade and Gender

Gender	K	Grade													4th	Total
		1	2	3	4	5	6	7	8	9	10	11	12			
Male	4	1	5	0	2	2	2	4	3	5	3	4	2	2	39	
Female	2	0	1	3	6	2	0	2	1	4	4	7	6	1	39	
Total	6	1	6	3	8	4	2	6	4	9	7	11	8	3	78	

Enrolment By Grade
For 012



* Data from the 2007-2008 AGR(Enrolment/Age as of the last day in Sept./Dec.)

** Newfoundland Statistics Classification System

*** May include itinerant teachers

District 1 - Labrador

#013 - Mud Lake School, Mud Lake

Classification: Rural Community/Labrador Region**
Offers Distance Education: No

Grades: 5-6,8

Number of Grades: 3

[School FTE PTR : 4.0](#)

[District FTE PTR : 12.1](#)

[Provincial FTE PTR : 12.7](#)

[FTE Teachers](#) *** : 1.0

Enrolment By Age and Gender

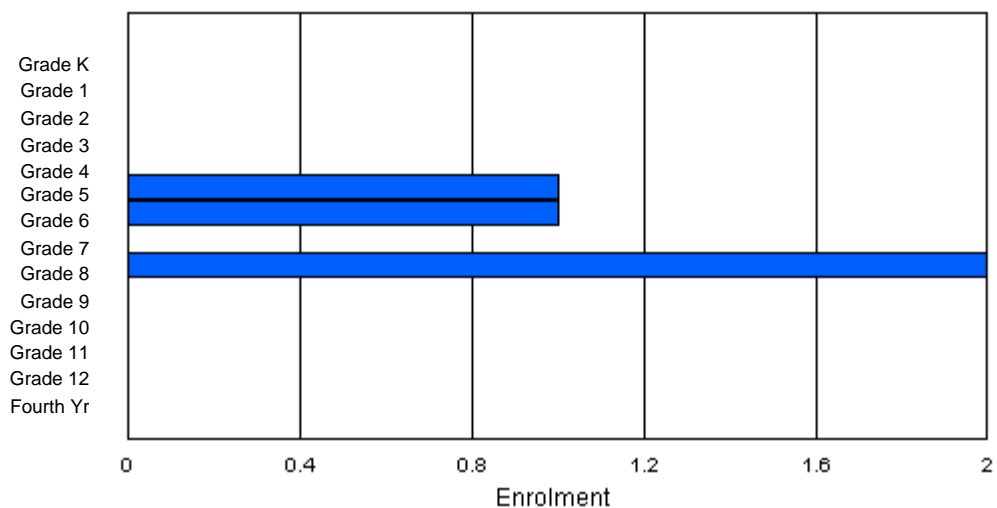
Gender	Age																	Total
	5	6	7	8	9	10	11	12	13	14	15	16	17	18	19	20>		
Male	0	0	0	0	0	1	0	0	0	0	0	0	0	0	0	0	1	
Female	0	0	0	0	0	0	1	0	2	0	0	0	0	0	0	0	3	
Total	0	0	0	0	0	1	1	0	2	0	0	0	0	0	0	0	4	

Enrolment By Grade and Gender

Gender	Grade															Total
	K	1	2	3	4	5	6	7	8	9	10	11	12	4th		
Male	0	0	0	0	0	1	0	0	0	0	0	0	0	0	1	
Female	0	0	0	0	0	0	1	0	2	0	0	0	0	0	3	
Total	0	0	0	0	0	1	1	0	2	0	0	0	0	0	4	

Enrolment By Grade

For 013



* Data from the 2007-2008 AGR(Enrolment/Age as of the last day in Sept./Dec.)

** Newfoundland Statistics Classification System

*** May include itinerant teachers

District 1 - Labrador

#014 - Jens Haven Memorial, Nain

Classification: Rural Community/Labrador Region**
Offers Distance Education: Yes

Grades: K-12

Number of Grades: 13

[School FTE PTR : 8.7](#)

[District FTE PTR : 12.1](#)

[Provincial FTE PTR : 12.7](#)

[FTE Teachers](#) *** : 33.0

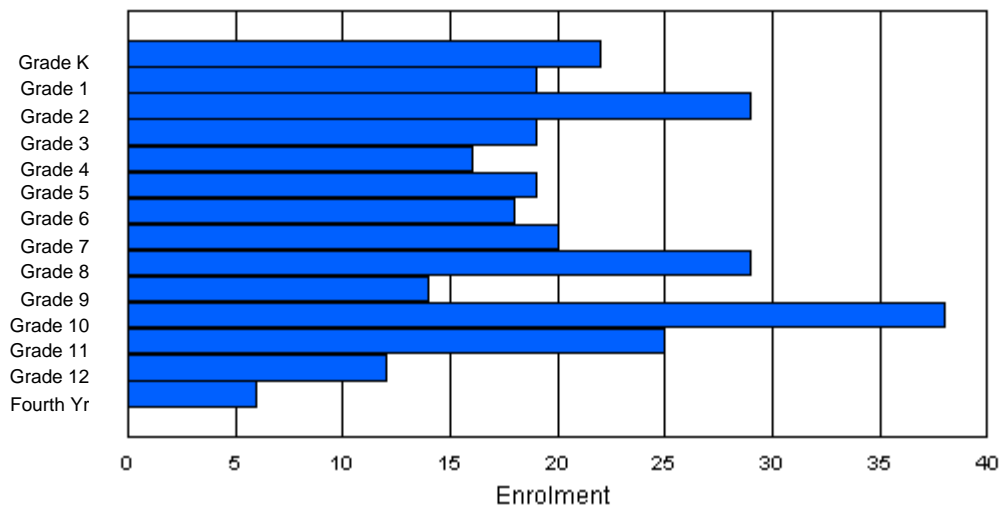
Enrolment By Age and Gender

Gender	Age																Total
	5	6	7	8	9	10	11	12	13	14	15	16	17	18	19	20>	
Male	14	15	11	7	9	8	7	12	13	9	13	9	9	9	2	0	147
Female	9	3	15	10	11	8	8	11	8	10	8	16	16	5	0	1	139
Total	23	18	26	17	20	16	15	23	21	19	21	25	25	14	2	1	286

Enrolment By Grade and Gender

Gender	Grade														Total
	K	1	2	3	4	5	6	7	8	9	10	11	12	4th	
Male	13	16	13	7	6	10	8	10	18	8	20	13	2	3	147
Female	9	3	16	12	10	9	10	10	11	6	18	12	10	3	139
Total	22	19	29	19	16	19	18	20	29	14	38	25	12	6	286

Enrolment By Grade
For 014



* Data from the 2007-2008 AGR(Enrolment/Age as of the last day in Sept./Dec.)

** Newfoundland Statistics Classification System

*** May include itinerant teachers

District 1 - Labrador

#015 - Lake Melville School, North West River

Classification: Rural Community/Labrador Region**
Offers Distance Education: Yes

Grades: K-12

Number of Grades: 13

[School FTE PTR : 9.3](#)

[District FTE PTR : 12.1](#)

[Provincial FTE PTR : 12.7](#)

[FTE Teachers](#) *** : 11.0

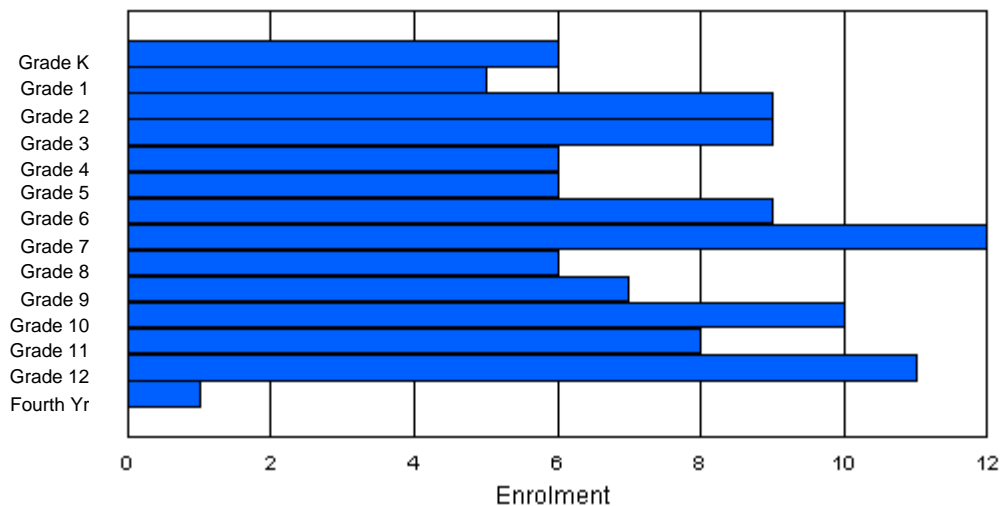
Enrolment By Age and Gender

Gender	Age																	Total
	5	6	7	8	9	10	11	12	13	14	15	16	17	18	19	20>		
Male	2	4	2	4	1	4	4	7	2	6	5	4	5	4	0	0	54	
Female	4	2	7	7	4	1	7	1	2	4	6	0	4	2	0	0	51	
Total	6	6	9	11	5	5	11	8	4	10	11	4	9	6	0	0	105	

Enrolment By Grade and Gender

Gender	Grade															Total
	K	1	2	3	4	5	6	7	8	9	10	11	12	4th		
Male	2	3	3	5	0	3	4	8	3	5	6	5	6	1	54	
Female	4	2	6	4	6	3	5	4	3	2	4	3	5	0	51	
Total	6	5	9	9	6	6	9	12	6	7	10	8	11	1	105	

Enrolment By Grade
For 015



* Data from the 2007-2008 AGR(Enrolment/Age as of the last day in Sept./Dec.)

** Newfoundland Statistics Classification System

*** May include itinerant teachers

District 1 - Labrador

#016 - B.L. Morrison, Postville

Classification: Rural Community/Labrador Region**
Offers Distance Education: Yes

Grades: K-12

Number of Grades: 13

[School FTE PTR : 7.3](#)

[District FTE PTR : 12.1](#)

[Provincial FTE PTR : 12.7](#)

[FTE Teachers](#) *** : 7.5

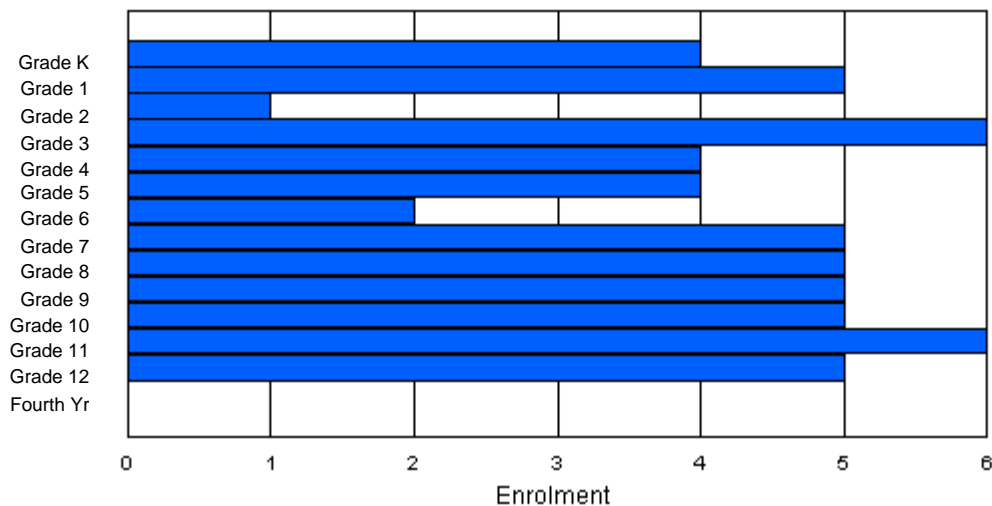
Enrolment By Age and Gender

Gender	Age																Total
	5	6	7	8	9	10	11	12	13	14	15	16	17	18	19	20>	
Male	0	3	1	2	2	3	0	2	2	2	3	6	2	0	0	0	28
Female	4	2	0	4	2	1	1	3	2	2	3	1	4	0	0	0	29
Total	4	5	1	6	4	4	1	5	4	4	6	7	6	0	0	0	57

Enrolment By Grade and Gender

Gender	Grade														Total
	K	1	2	3	4	5	6	7	8	9	10	11	12	4th	
Male	0	2	1	4	2	3	0	3	2	3	2	5	1	0	28
Female	4	3	0	2	2	1	2	2	3	2	3	1	4	0	29
Total	4	5	1	6	4	4	2	5	5	5	5	6	5	0	57

Enrolment By Grade
For 016



* Data from the 2007-2008 AGR(Enrolment/Age as of the last day in Sept./Dec.)

** Newfoundland Statistics Classification System

*** May include itinerant teachers

District 1 - Labrador

#017 - Northern Lights Academy, Rigolet

Classification: Rural Community/Labrador Region**
Offers Distance Education: Yes

Grades: K-12

Number of Grades: 13

[School FTE PTR : 6.3](#)

[District FTE PTR : 12.1](#)

[Provincial FTE PTR : 12.7](#)

[FTE Teachers](#) *** : 7.0

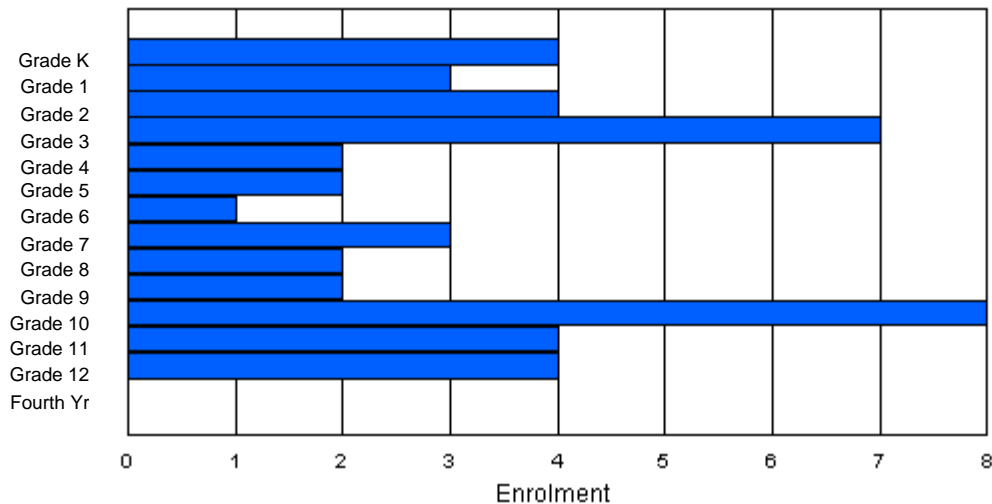
Enrolment By Age and Gender

Gender	Age																	Total
	5	6	7	8	9	10	11	12	13	14	15	16	17	18	19	20>		
Male	1	0	2	2	1	2	1	1	2	0	0	0	3	3	1	0	19	
Female	3	3	2	5	0	0	1	0	2	2	3	2	3	1	0	0	27	
Total	4	3	4	7	1	2	2	1	4	2	3	2	6	4	1	0	46	

Enrolment By Grade and Gender

Gender	K	Grade													Total
		1	2	3	4	5	6	7	8	9	10	11	12	4th	
Male	1	0	2	2	2	2	0	2	1	0	4	2	1	0	19
Female	3	3	2	5	0	0	1	1	1	2	4	2	3	0	27
Total	4	3	4	7	2	2	1	3	2	2	8	4	4	0	46

Enrolment By Grade
For 017



* Data from the 2007-2008 AGR(Enrolment/Age as of the last day in Sept./Dec.)

** Newfoundland Statistics Classification System

*** May include itinerant teachers

District 1 - Labrador

#381 - J.R. Smallwood Middle School, Wabush

Classification: Urban Community/Labrador Region**
Offers Distance Education: No

Grades: 4-7 Number of Grades: 4

[School FTE PTR : 15.3](#)
[District FTE PTR : 12.1](#)
[Provincial FTE PTR : 12.7](#)

[FTE Teachers](#) *** : 30.8

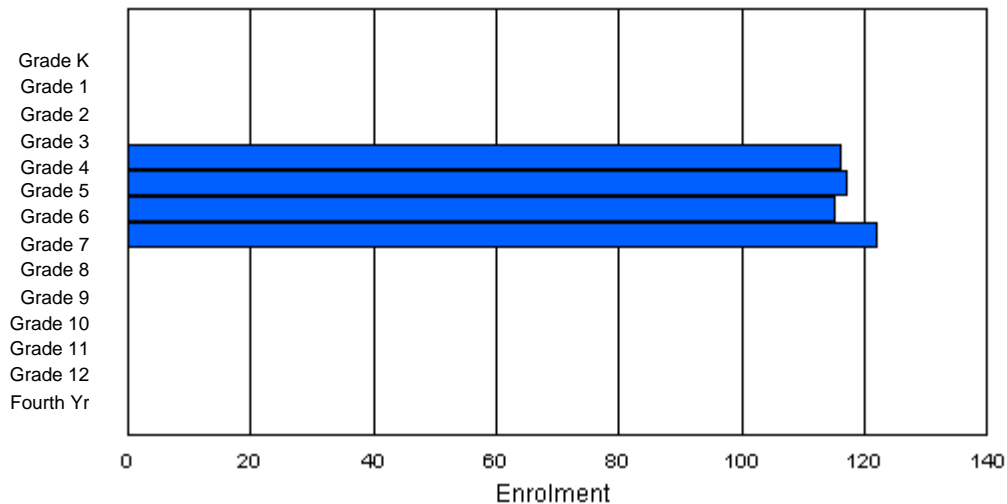
Enrolment By Age and Gender

Gender	Age																Total
	5	6	7	8	9	10	11	12	13	14	15	16	17	18	19	20>	
Male	0	0	0	0	67	63	61	62	4	0	0	0	0	0	0	0	257
Female	0	0	0	0	46	51	39	74	3	0	0	0	0	0	0	0	213
Total	0	0	0	0	113	114	100	136	7	0	0	0	0	0	0	0	470

Enrolment By Grade and Gender

Gender	Grade														Total
	K	1	2	3	4	5	6	7	8	9	10	11	12	4th	
Male	0	0	0	0	68	66	59	64	0	0	0	0	0	0	257
Female	0	0	0	0	48	51	56	58	0	0	0	0	0	0	213
Total	0	0	0	0	116	117	115	122	0	0	0	0	0	0	470

Enrolment By Grade
For 381



* Data from the 2007-2008 AGR(Enrolment/Age as of the last day in Sept./Dec.)

** Newfoundland Statistics Classification System

*** May include itinerant teachers

District 1 - Labrador

#477 - Mealy Mountain Collegiate, Happy Valley-Goose Bay

Classification: Urban Community/Labrador Region**
Offers Distance Education: No

Grades: 8-12

Number of Grades: 5

[School FTE PTR : 17.1](#)

[District FTE PTR : 12.1](#)

[Provincial FTE PTR : 12.7](#)

[FTE Teachers](#) *** : 34.0

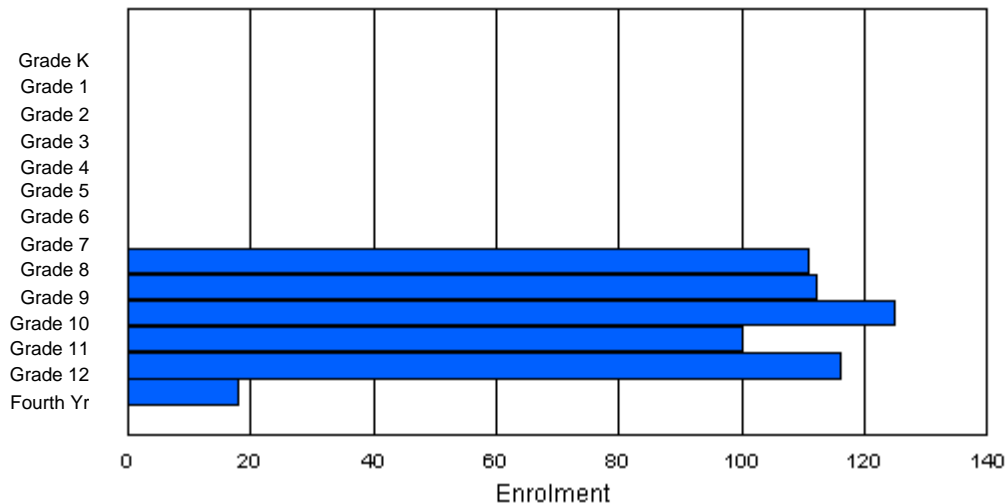
Enrolment By Age and Gender

Gender	Age																	Total
	5	6	7	8	9	10	11	12	13	14	15	16	17	18	19	20>		
Male	0	0	0	0	0	0	0	0	51	55	72	57	54	15	1	0	305	
Female	0	0	0	0	0	0	0	0	54	45	47	58	57	15	1	0	277	
Total	0	0	0	0	0	0	0	0	105	100	119	115	111	30	2	0	582	

Enrolment By Grade and Gender

Gender	Grade															Total
	K	1	2	3	4	5	6	7	8	9	10	11	12	4th		
Male	0	0	0	0	0	0	0	0	54	62	75	50	57	7	305	
Female	0	0	0	0	0	0	0	0	57	50	50	50	59	11	277	
Total	0	0	0	0	0	0	0	0	111	112	125	100	116	18	582	

Enrolment By Grade
For 477



* Data from the 2007-2008 AGR(Enrolment/Age as of the last day in Sept./Dec.)

** Newfoundland Statistics Classification System

*** May include itinerant teachers

District 2 - Western

#022 - William Gillett Academy, Charlottetown, LAB

Classification: Rural Community/Labrador Region**
Offers Distance Education: Yes

Grades: K-12

Number of Grades: 13

[School FTE PTR : 9.1](#)
[District FTE PTR : 11.6](#)
[Provincial FTE PTR : 12.7](#)

[FTE Teachers](#) *** : 8.0

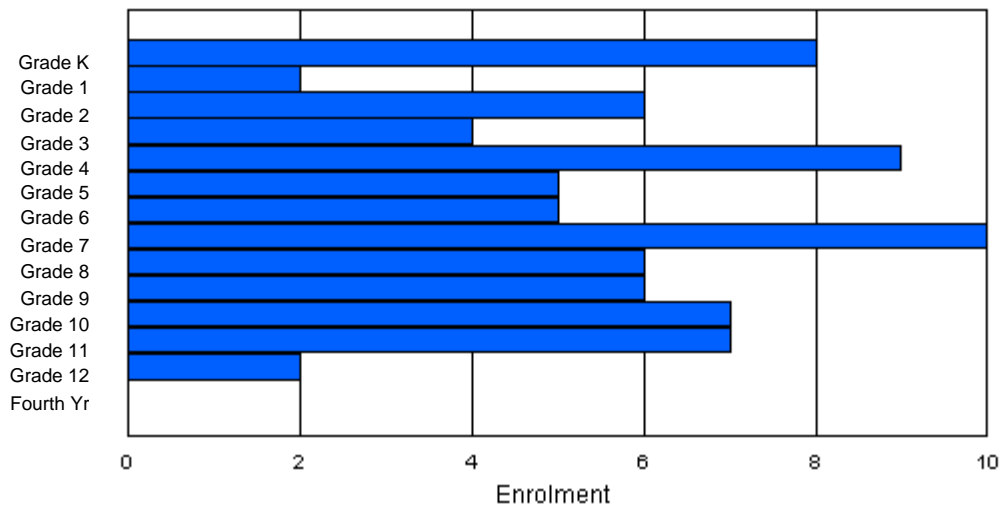
Enrolment By Age and Gender

Gender	Age																	Total
	5	6	7	8	9	10	11	12	13	14	15	16	17	18	19	20>		
Male	4	1	4	2	4	2	1	5	6	1	7	3	1	0	0	0	41	
Female	4	1	2	2	5	3	4	4	1	4	1	4	1	0	0	0	36	
Total	8	2	6	4	9	5	5	9	7	5	8	7	2	0	0	0	77	

Enrolment By Grade and Gender

Gender	Grade															Total
	K	1	2	3	4	5	6	7	8	9	10	11	12	4th		
Male	4	1	4	2	4	2	1	6	5	2	6	3	1	0	41	
Female	4	1	2	2	5	3	4	4	1	4	1	4	1	0	36	
Total	8	2	6	4	9	5	5	10	6	6	7	7	2	0	77	

Enrolment By Grade
For 022



* Data from the 2007-2008 AGR(Enrolment/Age as of the last day in Sept./Dec.)

** Newfoundland Statistics Classification System

*** May include itinerant teachers

District 2 - Western

#023 - Sacred Heart AG, Conche

Classification: Rural Community/Western Region**
Offers Distance Education: Yes

Grades: K-1,3-6,8-12 Number of Grades: 11

[School FTE PTR : 6.3](#)
[District FTE PTR : 11.6](#)
[Provincial FTE PTR : 12.7](#)

[FTE Teachers](#) *** : 4.0

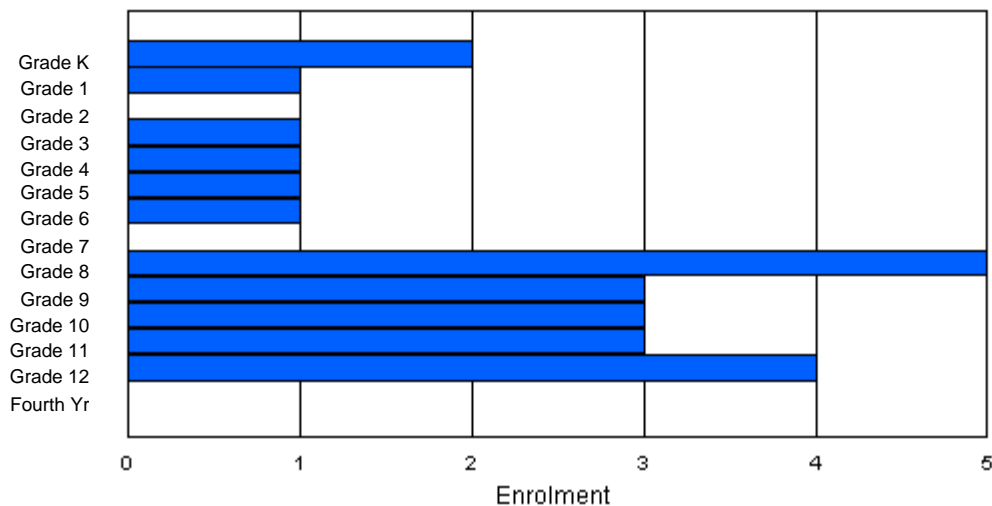
Enrolment By Age and Gender

Gender	Age																	Total
	5	6	7	8	9	10	11	12	13	14	15	16	17	18	19	20>		
Male	1	1	0	1	0	1	1	0	3	0	0	0	0	0	0	0	8	
Female	1	0	0	0	1	0	0	0	2	3	3	3	4	0	0	0	17	
Total	2	1	0	1	1	1	1	0	5	3	3	3	4	0	0	0	25	

Enrolment By Grade and Gender

Gender	K	Grade													Total
		1	2	3	4	5	6	7	8	9	10	11	12	4th	
Male	1	1	0	1	0	1	1	0	3	0	0	0	0	0	8
Female	1	0	0	0	1	0	0	0	2	3	3	3	4	0	17
Total	2	1	0	1	1	1	1	0	5	3	3	3	4	0	25

Enrolment By Grade
For 023



* Data from the 2007-2008 AGR(Enrolment/Age as of the last day in Sept./Dec.)

** Newfoundland Statistics Classification System

*** May include itinerant teachers

District 2 - Western

#024 - James Cook Memorial, Cook's Harbour

Classification: Rural Community/Western Region**
Offers Distance Education: Yes

Grades: 1-12

Number of Grades: 12

[School FTE PTR : 7.8](#)

[District FTE PTR : 11.6](#)

[Provincial FTE PTR : 12.7](#)

[FTE Teachers](#) *** : 4.0

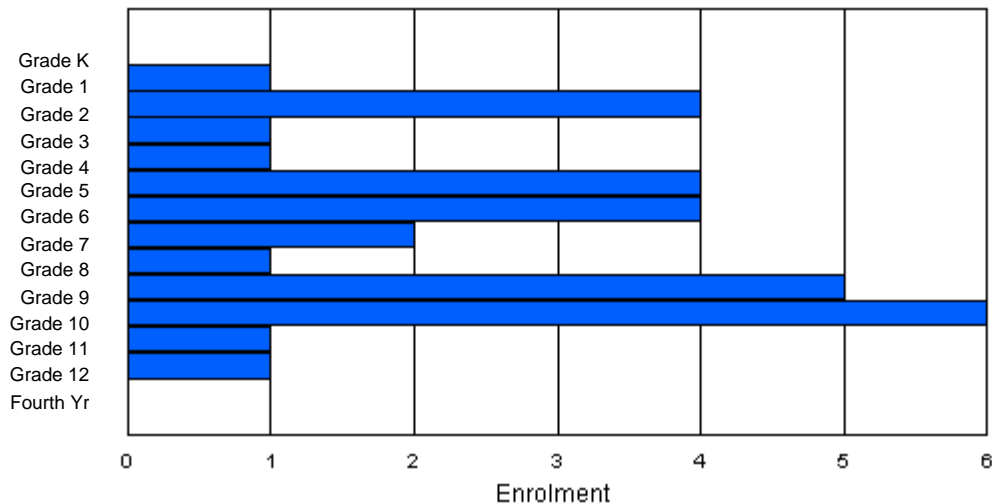
Enrolment By Age and Gender

Gender	Age																	Total
	5	6	7	8	9	10	11	12	13	14	15	16	17	18	19	20>		
Male	0	0	3	1	1	2	1	1	0	3	3	0	1	0	0	0	16	
Female	0	1	1	0	0	2	3	1	1	2	3	1	0	0	0	0	15	
Total	0	1	4	1	1	4	4	2	1	5	6	1	1	0	0	0	31	

Enrolment By Grade and Gender

Gender	Grade															Total
	K	1	2	3	4	5	6	7	8	9	10	11	12	4th		
Male	0	0	3	1	1	2	1	1	0	3	3	0	1	0	16	
Female	0	1	1	0	0	2	3	1	1	2	3	1	0	0	15	
Total	0	1	4	1	1	4	4	2	1	5	6	1	1	0	31	

Enrolment By Grade
For 024



* Data from the 2007-2008 AGR(Enrolment/Age as of the last day in Sept./Dec.)

** Newfoundland Statistics Classification System

*** May include itinerant teachers

District 2 - Western

#025 - St. Joseph's All Grade, Croque

Classification: Rural Community/Western Region**
Offers Distance Education: Yes

Grades: K,3-7,10-12 Number of Grades: 9

[School FTE PTR : 5.3](#)
[District FTE PTR : 11.6](#)
[Provincial FTE PTR : 12.7](#)

[FTE Teachers](#) *** : 2.0

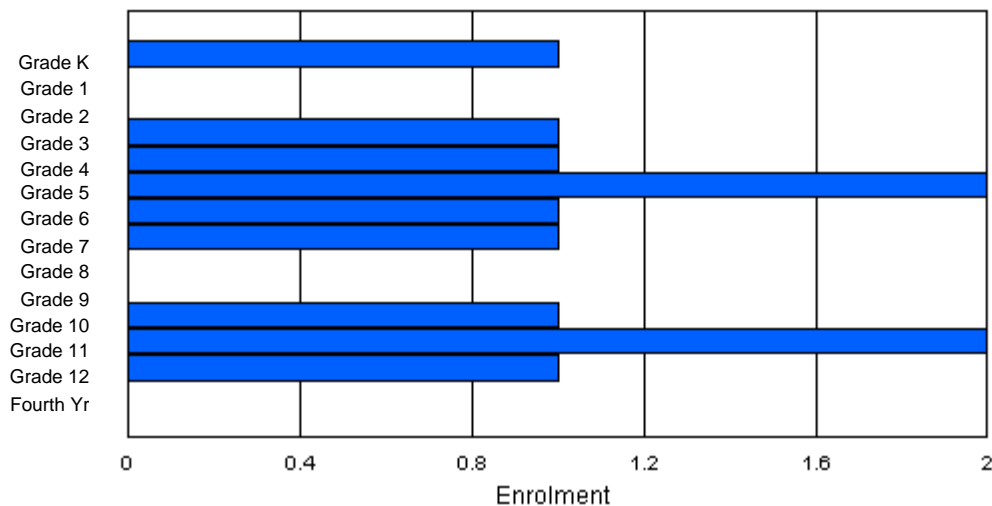
Enrolment By Age and Gender

Gender	Age																	Total
	5	6	7	8	9	10	11	12	13	14	15	16	17	18	19	20>		
Male	0	1	0	0	0	2	1	1	0	0	0	2	1	0	0	0	8	
Female	0	0	0	1	0	1	0	0	0	0	1	0	0	0	0	0	3	
Total	0	1	0	1	0	3	1	1	0	0	1	2	1	0	0	0	11	

Enrolment By Grade and Gender

Gender	Grade															Total
	K	1	2	3	4	5	6	7	8	9	10	11	12	4th		
Male	1	0	0	0	1	1	1	1	0	0	0	2	1	0	8	
Female	0	0	0	1	0	1	0	0	0	0	1	0	0	0	3	
Total	1	0	0	1	1	2	1	1	0	0	1	2	1	0	11	

Enrolment By Grade
For 025



* Data from the 2007-2008 AGR(Enrolment/Age as of the last day in Sept./Dec.)

** Newfoundland Statistics Classification System

*** May include itinerant teachers

District 2 - Western

#026 - H.G. Fillier Academy, Englee

Classification: Rural Community/Western Region**
Offers Distance Education: No

Grades: K-9

Number of Grades: 10

[School FTE PTR : 7.7](#)

[District FTE PTR : 11.6](#)

[Provincial FTE PTR : 12.7](#)

[FTE Teachers](#) *** : 6.8

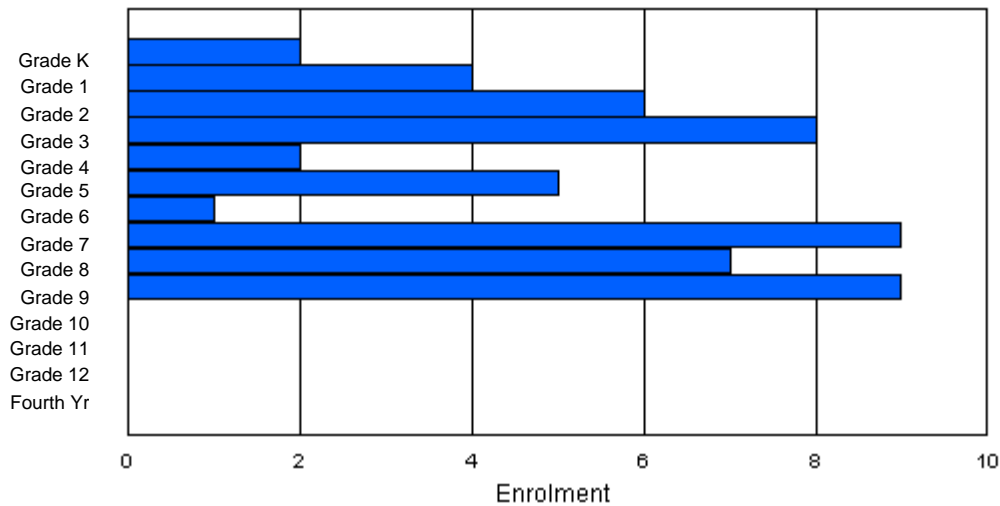
Enrolment By Age and Gender

Gender	Age																	Total
	5	6	7	8	9	10	11	12	13	14	15	16	17	18	19	20>		
Male	0	2	4	5	1	1	0	5	6	5	0	0	0	0	0	0	29	
Female	2	2	2	3	1	4	0	4	2	4	0	0	0	0	0	0	24	
Total	2	4	6	8	2	5	0	9	8	9	0	0	0	0	0	0	53	

Enrolment By Grade and Gender

Gender	Grade															Total
	K	1	2	3	4	5	6	7	8	9	10	11	12	4th		
Male	0	2	4	5	1	1	0	6	5	5	0	0	0	0	29	
Female	2	2	2	3	1	4	1	3	2	4	0	0	0	0	24	
Total	2	4	6	8	2	5	1	9	7	9	0	0	0	0	53	

Enrolment By Grade
For 026



* Data from the 2007-2008 AGR(Enrolment/Age as of the last day in Sept./Dec.)

** Newfoundland Statistics Classification System

*** May include itinerant teachers

District 2 - Western

#027 - Canon Richards High School, Flower's Cove

Classification: Rural Community/Western Region**
Offers Distance Education: Yes

Grades: 7-12

Number of Grades: 6

[School FTE PTR : 11.4](#)

[District FTE PTR : 11.6](#)

[Provincial FTE PTR : 12.7](#)

[FTE Teachers](#) *** : 9.0

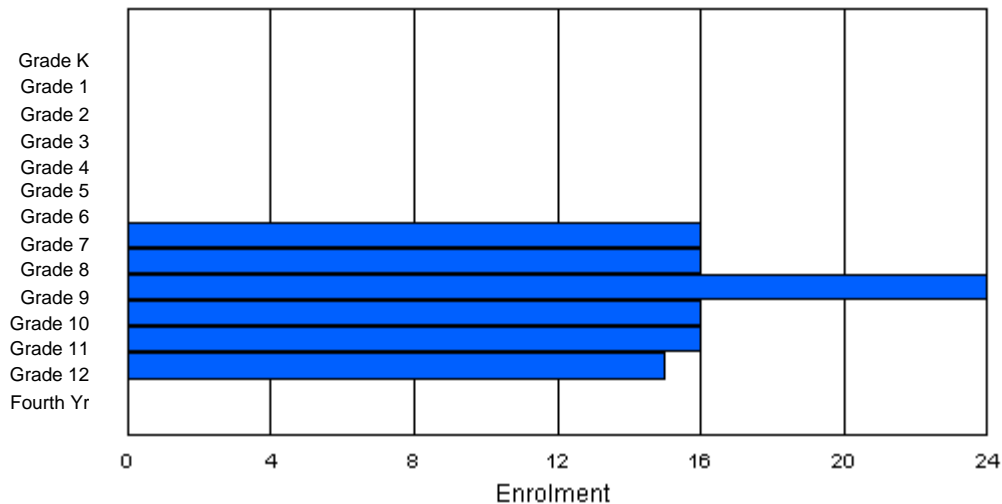
Enrolment By Age and Gender

Gender	Age																	Total
	5	6	7	8	9	10	11	12	13	14	15	16	17	18	19	20>		
Male	0	0	0	0	0	0	0	8	7	14	7	10	7	1	0	0	54	
Female	0	0	0	0	0	0	0	8	9	11	8	5	8	0	0	0	49	
Total	0	0	0	0	0	0	0	16	16	25	15	15	15	1	0	0	103	

Enrolment By Grade and Gender

Gender	Grade															Total
	K	1	2	3	4	5	6	7	8	9	10	11	12	4th		
Male	0	0	0	0	0	0	0	8	7	14	7	11	7	0	54	
Female	0	0	0	0	0	0	0	8	9	10	9	5	8	0	49	
Total	0	0	0	0	0	0	0	16	16	24	16	16	15	0	103	

Enrolment By Grade
For 027



* Data from the 2007-2008 AGR(Enrolment/Age as of the last day in Sept./Dec.)

** Newfoundland Statistics Classification System

*** May include itinerant teachers

District 2 - Western

#028 - Straits Elementary, Flower's Cove

Classification: Rural Community/Western Region**
Offers Distance Education: No

Grades: K-6

Number of Grades: 7

[School FTE PTR : 13.4](#)

[District FTE PTR : 11.6](#)

[Provincial FTE PTR : 12.7](#)

[FTE Teachers](#) *** : 8.5

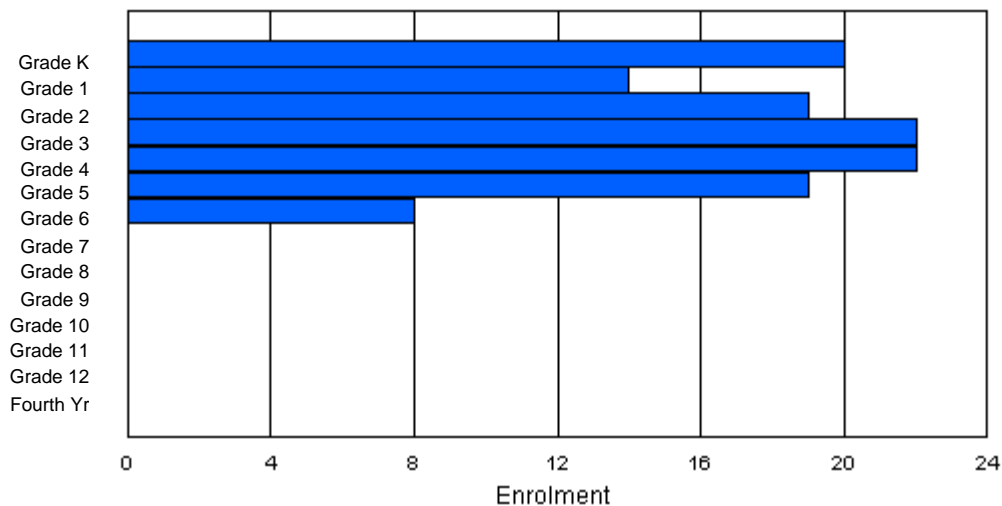
Enrolment By Age and Gender

Gender	Age																Total
	5	6	7	8	9	10	11	12	13	14	15	16	17	18	19	20>	
Male	13	5	12	13	9	12	5	0	0	0	0	0	0	0	0	0	69
Female	6	10	7	9	13	7	3	0	0	0	0	0	0	0	0	0	55
Total	19	15	19	22	22	19	8	0	0	0	0	0	0	0	0	0	124

Enrolment By Grade and Gender

Gender	Grade														Total
	K	1	2	3	4	5	6	7	8	9	10	11	12	4th	
Male	14	4	12	13	9	12	5	0	0	0	0	0	0	0	69
Female	6	10	7	9	13	7	3	0	0	0	0	0	0	0	55
Total	20	14	19	22	22	19	8	0	0	0	0	0	0	0	124

Enrolment By Grade
For 028



* Data from the 2007-2008 AGR(Enrolment/Age as of the last day in Sept./Dec.)

** Newfoundland Statistics Classification System

*** May include itinerant teachers

District 2 - Western

#030 - Mountain Feild Academy, Forteau

Classification: Rural Community/Labrador Region**
Offers Distance Education: Yes

Grades: K-12

Number of Grades: 13

[School FTE PTR : 9.9](#)

[District FTE PTR : 11.6](#)

[Provincial FTE PTR : 12.7](#)

[FTE Teachers](#) *** : 16.0

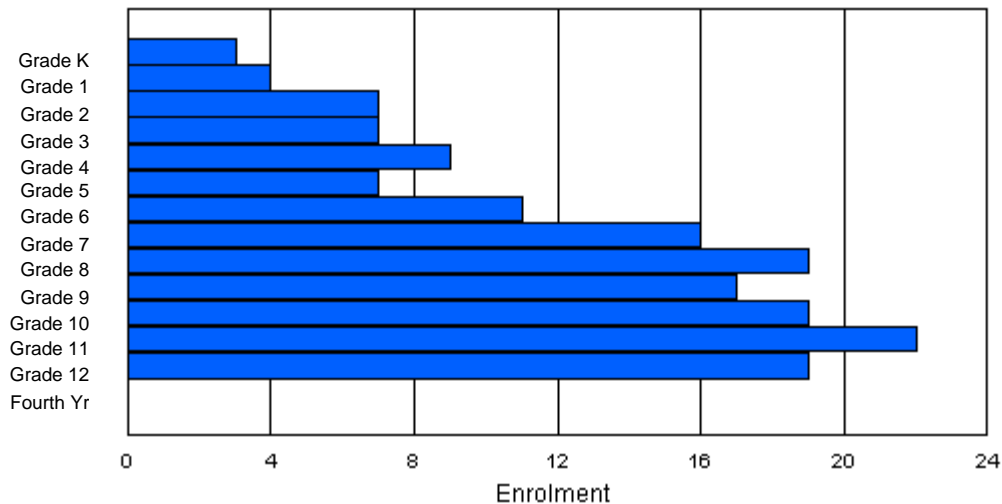
Enrolment By Age and Gender

Gender	Age																	Total
	5	6	7	8	9	10	11	12	13	14	15	16	17	18	19	20>		
Male	2	3	3	4	5	3	7	7	8	9	13	15	11	0	0	0	90	
Female	1	1	4	3	5	3	4	9	11	8	4	9	8	0	0	0	70	
Total	3	4	7	7	10	6	11	16	19	17	17	24	19	0	0	0	160	

Enrolment By Grade and Gender

Gender	Grade															Total
	K	1	2	3	4	5	6	7	8	9	10	11	12	4th		
Male	2	3	3	4	4	4	7	7	8	9	15	13	11	0	90	
Female	1	1	4	3	5	3	4	9	11	8	4	9	8	0	70	
Total	3	4	7	7	9	7	11	16	19	17	19	22	19	0	160	

Enrolment By Grade
For 030



* Data from the 2007-2008 AGR(Enrolment/Age as of the last day in Sept./Dec.)

** Newfoundland Statistics Classification System

*** May include itinerant teachers

District 2 - Western

#032 - Truman Eddison Memorial, Griquet

Classification: Rural Community/Western Region**
Offers Distance Education: No

Grades: K-6

Number of Grades: 7

[School FTE PTR : 7.9](#)

[District FTE PTR : 11.6](#)

[Provincial FTE PTR : 12.7](#)

[FTE Teachers](#) *** : 7.0

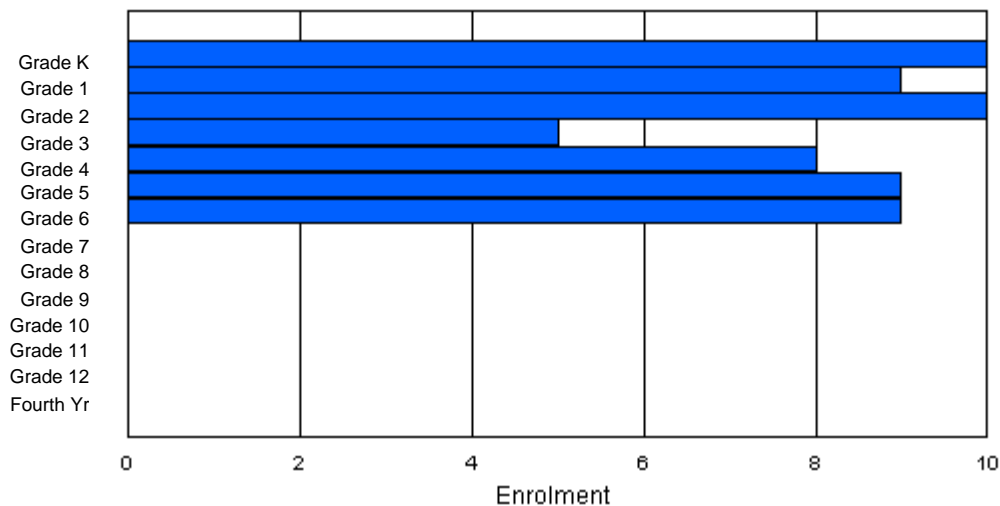
Enrolment By Age and Gender

Gender	Age																	Total
	5	6	7	8	9	10	11	12	13	14	15	16	17	18	19	20>		
Male	4	5	3	3	4	3	5	0	0	0	0	0	0	0	0	0	27	
Female	6	4	7	2	4	6	4	0	0	0	0	0	0	0	0	0	33	
Total	10	9	10	5	8	9	9	0	0	0	0	0	0	0	0	0	60	

Enrolment By Grade and Gender

Gender	Grade															Total
	K	1	2	3	4	5	6	7	8	9	10	11	12	4th		
Male	4	5	3	3	4	3	5	0	0	0	0	0	0	0	27	
Female	6	4	7	2	4	6	4	0	0	0	0	0	0	0	33	
Total	10	9	10	5	8	9	9	0	0	0	0	0	0	0	60	

Enrolment By Grade
For 032



* Data from the 2007-2008 AGR(Enrolment/Age as of the last day in Sept./Dec.)

** Newfoundland Statistics Classification System

*** May include itinerant teachers

District 2 - Western

#034 - Torrent River Academy, Hawke's Bay

Classification: Rural Community/Western Region**
Offers Distance Education: No

Grades: K-6 Number of Grades: 7

[School FTE PTR : 7.4](#)
[District FTE PTR : 11.6](#)
[Provincial FTE PTR : 12.7](#)

[FTE Teachers](#) *** : 4.0

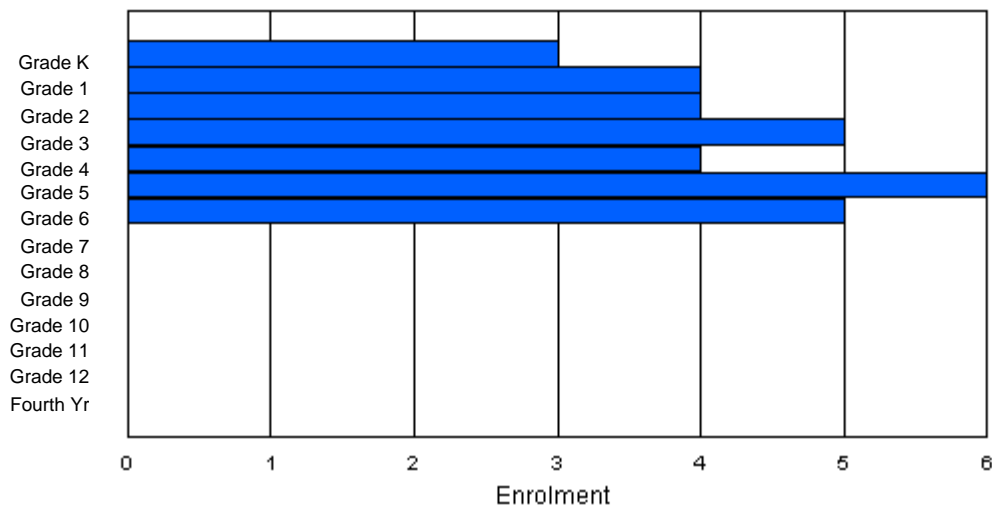
Enrolment By Age and Gender

Gender	Age																Total
	5	6	7	8	9	10	11	12	13	14	15	16	17	18	19	20>	
Male	1	1	2	1	1	5	5	0	0	0	0	0	0	0	0	0	16
Female	2	3	2	4	2	2	0	0	0	0	0	0	0	0	0	0	15
Total	3	4	4	5	3	7	5	0	0	0	0	0	0	0	0	0	31

Enrolment By Grade and Gender

Gender	K	Grade													Total	
		1	2	3	4	5	6	7	8	9	10	11	12	4th		
Male	1	1	2	1	2	4	5	0	0	0	0	0	0	0	0	16
Female	2	3	2	4	2	2	0	0	0	0	0	0	0	0	0	15
Total	3	4	4	5	4	6	5	0	0	0	0	0	0	0	0	31

Enrolment By Grade
For 034



* Data from the 2007-2008 AGR(Enrolment/Age as of the last day in Sept./Dec.)

** Newfoundland Statistics Classification System

*** May include itinerant teachers

District 2 - Western

#036 - St. Paul's Elementary, L'Anse au Loup

Classification: Rural Community/Labrador Region**
Offers Distance Education: No

Grades: K-6

Number of Grades: 7

[School FTE PTR : 8.2](#)

[District FTE PTR : 11.6](#)

[Provincial FTE PTR : 12.7](#)

[FTE Teachers](#) *** : 5.8

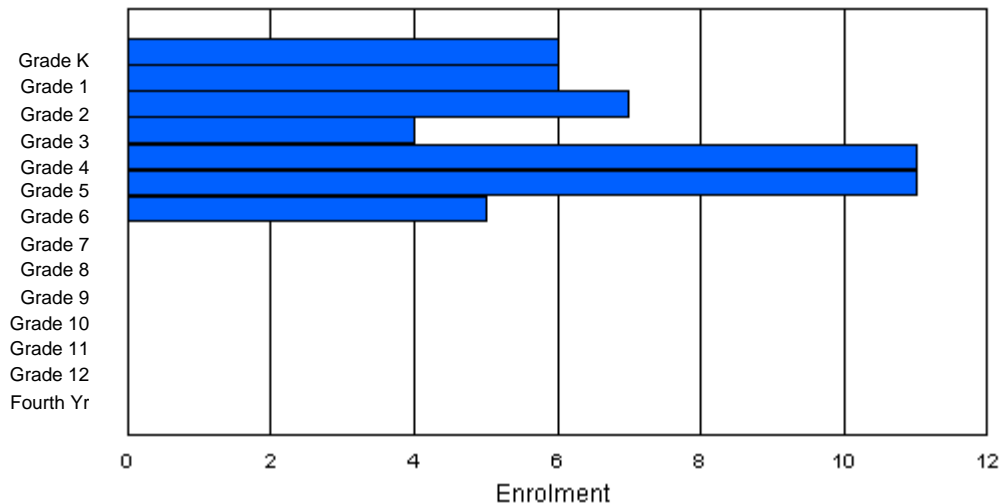
Enrolment By Age and Gender

Gender	Age																Total
	5	6	7	8	9	10	11	12	13	14	15	16	17	18	19	20>	
Male	0	2	5	2	6	3	3	0	0	0	0	0	0	0	0	0	21
Female	6	4	2	2	5	8	2	0	0	0	0	0	0	0	0	0	29
Total	6	6	7	4	11	11	5	0	0	0	0	0	0	0	0	0	50

Enrolment By Grade and Gender

Gender	Grade														Total
	K	1	2	3	4	5	6	7	8	9	10	11	12	4th	
Male	0	2	5	2	6	3	3	0	0	0	0	0	0	0	21
Female	6	4	2	2	5	8	2	0	0	0	0	0	0	0	29
Total	6	6	7	4	11	11	5	0	0	0	0	0	0	0	50

Enrolment By Grade
For 036



* Data from the 2007-2008 AGR(Enrolment/Age as of the last day in Sept./Dec.)

** Newfoundland Statistics Classification System

*** May include itinerant teachers

District 2 - Western

#039 - Mary Simms All-Grade, Main Brook

Classification: Rural Community/Western Region**
Offers Distance Education: Yes

Grades: K-4,6-12 Number of Grades: 12

[School FTE PTR : 6.5](#)
[District FTE PTR : 11.6](#)
[Provincial FTE PTR : 12.7](#)

[FTE Teachers](#) *** : 5.0

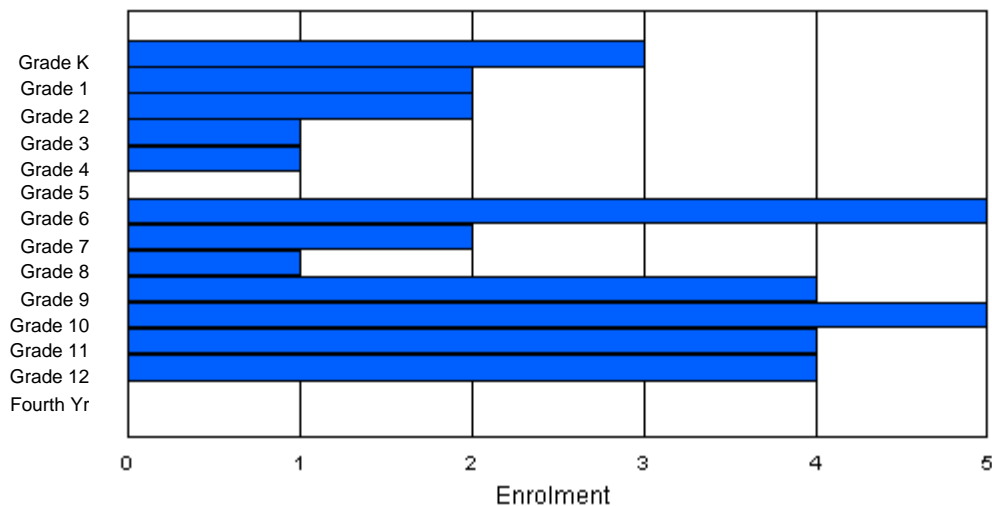
Enrolment By Age and Gender

Gender	Age																	Total
	5	6	7	8	9	10	11	12	13	14	15	16	17	18	19	20>		
Male	2	1	1	1	1	1	1	3	1	1	2	1	3	1	0	0	20	
Female	1	1	0	1	0	0	1	1	0	2	4	3	0	0	0	0	14	
Total	3	2	1	2	1	1	2	4	1	3	6	4	3	1	0	0	34	

Enrolment By Grade and Gender

Gender	Grade															Total
	K	1	2	3	4	5	6	7	8	9	10	11	12	4th		
Male	2	1	2	0	1	0	4	1	1	2	1	1	4	0	20	
Female	1	1	0	1	0	0	1	1	0	2	4	3	0	0	14	
Total	3	2	2	1	1	0	5	2	1	4	5	4	4	0	34	

Enrolment By Grade
For 039



* Data from the 2007-2008 AGR(Enrolment/Age as of the last day in Sept./Dec.)

** Newfoundland Statistics Classification System

*** May include itinerant teachers

District 2 - Western

#040 - St. Mary's AG, Mary's Harbour

Classification: Rural Community/Labrador Region**
Offers Distance Education: Yes

Grades: K-12

Number of Grades: 13

[School FTE PTR : 8.3](#)

[District FTE PTR : 11.6](#)

[Provincial FTE PTR : 12.7](#)

[FTE Teachers](#) *** : 12.0

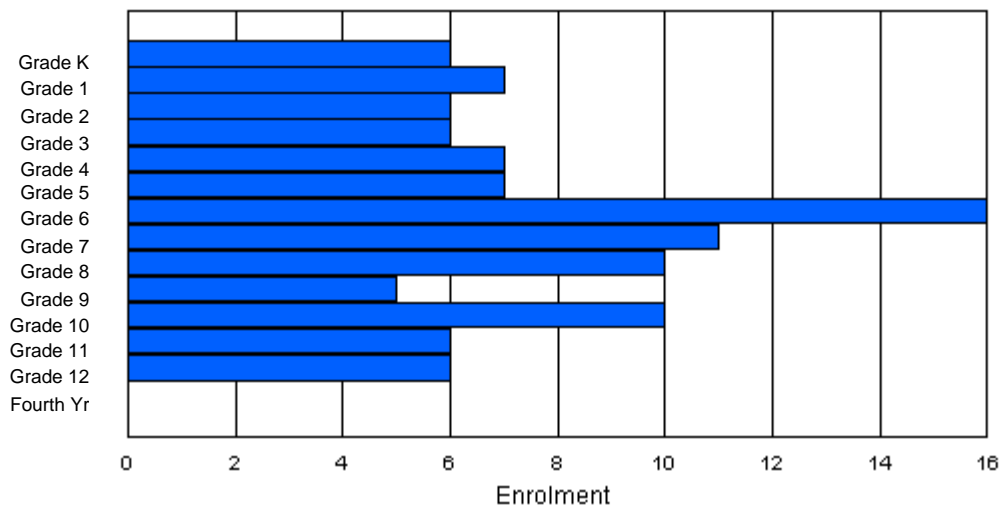
Enrolment By Age and Gender

Gender	Age																	Total
	5	6	7	8	9	10	11	12	13	14	15	16	17	18	19	20>		
Male	4	4	2	5	5	3	10	3	3	4	4	6	3	1	1	0	58	
Female	2	3	4	1	2	3	6	9	4	4	2	2	2	0	1	0	45	
Total	6	7	6	6	7	6	16	12	7	8	6	8	5	1	2	0	103	

Enrolment By Grade and Gender

Gender	Grade															Total
	K	1	2	3	4	5	6	7	8	9	10	11	12	4th		
Male	4	4	2	5	5	3	11	2	5	2	7	5	3	0	58	
Female	2	3	4	1	2	4	5	9	5	3	3	1	3	0	45	
Total	6	7	6	6	7	7	16	11	10	5	10	6	6	0	103	

Enrolment By Grade
For 040



* Data from the 2007-2008 AGR(Enrolment/Age as of the last day in Sept./Dec.)

** Newfoundland Statistics Classification System

*** May include itinerant teachers

District 2 - Western

#041 - Raymond Ward Memorial, Norman Bay

Classification: Rural Community/Labrador Region**
Offers Distance Education: No

Grades: 2-3,5-6,9-10,12 Number of Grades: 7

[School FTE PTR : 7.0](#)
[District FTE PTR : 11.6](#)
[Provincial FTE PTR : 12.7](#)

[FTE Teachers](#) *** : 2.0

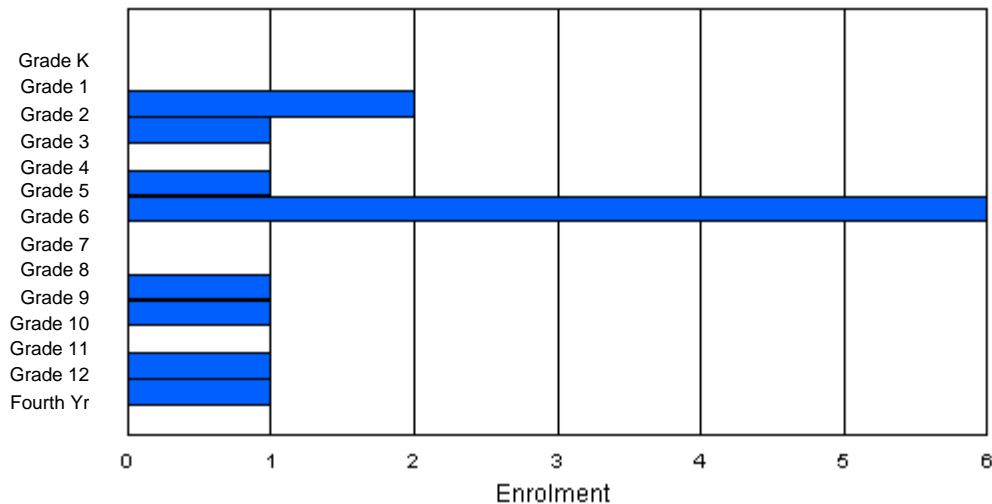
Enrolment By Age and Gender

Gender	Age																Total
	5	6	7	8	9	10	11	12	13	14	15	16	17	18	19	20>	
Male	0	0	2	1	0	0	2	1	0	0	0	0	0	0	0	0	6
Female	0	0	0	0	0	1	3	0	0	0	2	0	1	1	0	0	8
Total	0	0	2	1	0	1	5	1	0	0	2	0	1	1	0	0	14

Enrolment By Grade and Gender

Gender	Grade														Total
	K	1	2	3	4	5	6	7	8	9	10	11	12	4th	
Male	0	0	2	1	0	0	3	0	0	0	0	0	0	0	6
Female	0	0	0	0	0	1	3	0	0	1	1	0	1	1	8
Total	0	0	2	1	0	1	6	0	0	1	1	0	1	1	14

Enrolment By Grade
For 041



* Data from the 2007-2008 AGR(Enrolment/Age as of the last day in Sept./Dec.)

** Newfoundland Statistics Classification System

*** May include itinerant teachers

District 2 - Western

#046 - D.C. Young School, Port Hope Simpson

Classification: Rural Community/Labrador Region**
Offers Distance Education: Yes

Grades: K-12

Number of Grades: 13

[School FTE PTR : 10.1](#)

[District FTE PTR : 11.6](#)

[Provincial FTE PTR : 12.7](#)

[FTE Teachers](#) *** : 9.0

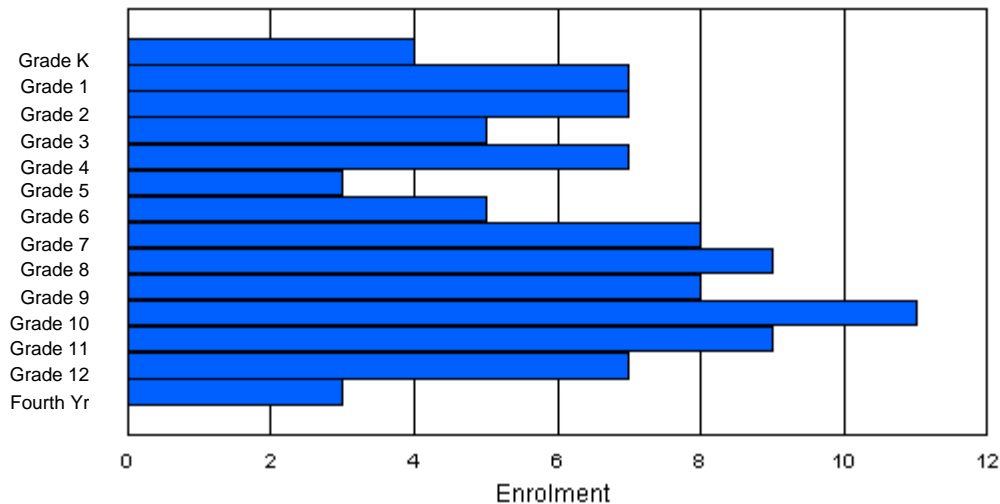
Enrolment By Age and Gender

Gender	Age																	Total
	5	6	7	8	9	10	11	12	13	14	15	16	17	18	19	20>		
Male	1	2	5	3	2	0	1	5	4	3	5	2	3	8	0	0	44	
Female	3	5	2	2	5	3	4	3	3	3	5	4	5	2	0	0	49	
Total	4	7	7	5	7	3	5	8	7	6	10	6	8	10	0	0	93	

Enrolment By Grade and Gender

Gender	Grade															Total
	K	1	2	3	4	5	6	7	8	9	10	11	12	4th		
Male	1	2	5	3	2	0	1	5	6	3	5	6	3	2	44	
Female	3	5	2	2	5	3	4	3	3	5	6	3	4	1	49	
Total	4	7	7	5	7	3	5	8	9	8	11	9	7	3	93	

Enrolment By Grade
For 046



* Data from the 2007-2008 AGR(Enrolment/Age as of the last day in Sept./Dec.)

** Newfoundland Statistics Classification System

*** May include itinerant teachers

District 2 - Western

#047 - Roncalli Central High, Port Saunders

Classification: Rural Community/Western Region**
Offers Distance Education: Yes

Grades: 7-12

Number of Grades: 6

[School FTE PTR : 11.7](#)

[District FTE PTR : 11.6](#)

[Provincial FTE PTR : 12.7](#)

[FTE Teachers](#) *** : 14.0

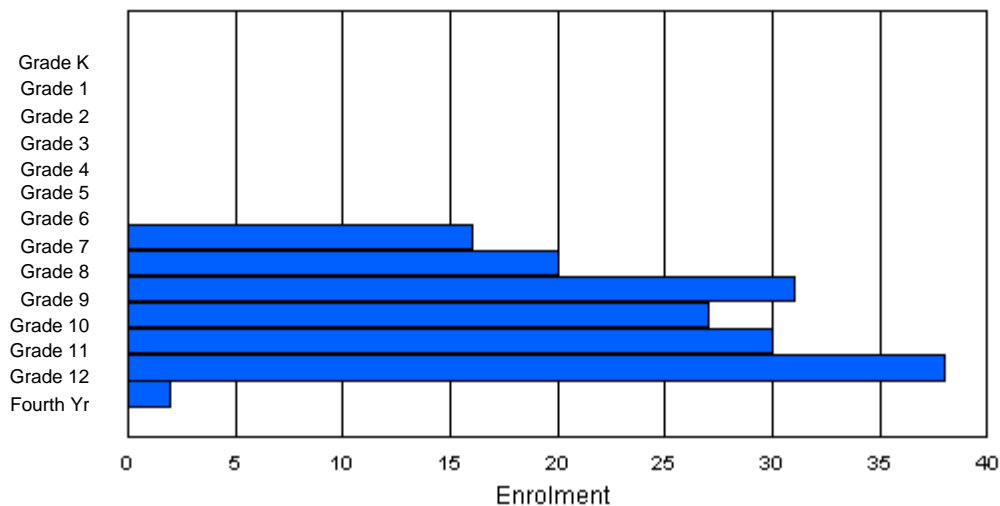
Enrolment By Age and Gender

Gender	Age																	Total
	5	6	7	8	9	10	11	12	13	14	15	16	17	18	19	20>		
Male	0	0	0	0	0	0	0	10	10	11	10	15	19	7	2	0	84	
Female	0	0	0	0	0	0	0	4	10	20	12	12	14	7	1	0	80	
Total	0	0	0	0	0	0	0	14	20	31	22	27	33	14	3	0	164	

Enrolment By Grade and Gender

Gender	Grade															Total
	K	1	2	3	4	5	6	7	8	9	10	11	12	4th		
Male	0	0	0	0	0	0	0	11	10	10	15	17	20	1	84	
Female	0	0	0	0	0	0	0	5	10	21	12	13	18	1	80	
Total	0	0	0	0	0	0	0	16	20	31	27	30	38	2	164	

Enrolment By Grade
For 047



* Data from the 2007-2008 AGR(Enrolment/Age as of the last day in Sept./Dec.)

** Newfoundland Statistics Classification System

*** May include itinerant teachers

District 2 - Western

#048 - St. Theresa's Elementary, Port au Choix

Classification: Rural Community/Western Region**
Offers Distance Education: No

Grades: K-6 Number of Grades: 7

[School FTE PTR : 9.1](#)
[District FTE PTR : 11.6](#)
[Provincial FTE PTR : 12.7](#)

[FTE Teachers](#) *** : 11.0

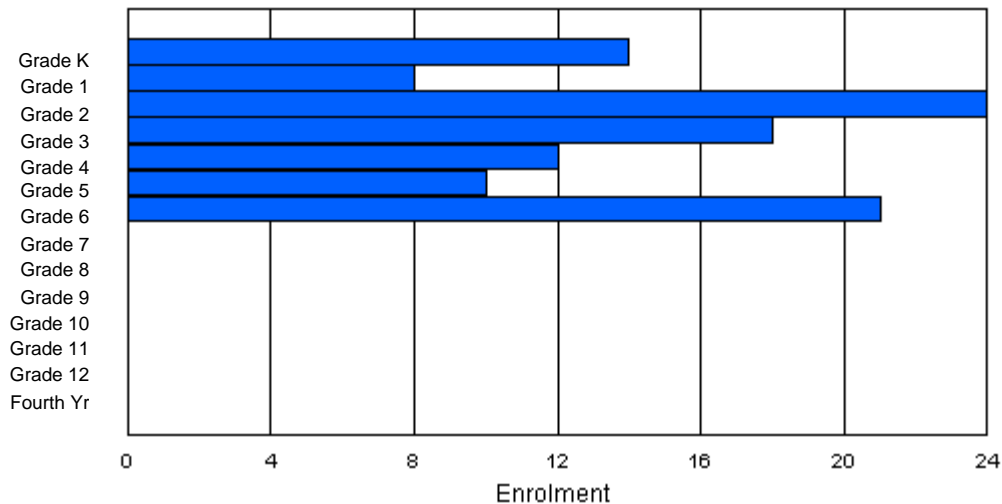
Enrolment By Age and Gender

Gender	Age																	Total
	5	6	7	8	9	10	11	12	13	14	15	16	17	18	19	20>		
Male	8	7	11	6	7	5	10	0	0	0	0	0	0	0	0	0	54	
Female	6	2	12	12	5	5	11	0	0	0	0	0	0	0	0	0	53	
Total	14	9	23	18	12	10	21	0	0	0	0	0	0	0	0	0	107	

Enrolment By Grade and Gender

Gender	Grade															Total
	K	1	2	3	4	5	6	7	8	9	10	11	12	4th		
Male	8	7	11	6	7	5	10	0	0	0	0	0	0	0	54	
Female	6	1	13	12	5	5	11	0	0	0	0	0	0	0	53	
Total	14	8	24	18	12	10	21	0	0	0	0	0	0	0	107	

Enrolment By Grade
For 048



* Data from the 2007-2008 AGR(Enrolment/Age as of the last day in Sept./Dec.)

** Newfoundland Statistics Classification System

*** May include itinerant teachers

District 2 - Western

#050 - Basque Memorial, Red Bay

Classification: Rural Community/Labrador Region**
Offers Distance Education: Yes

Grades: K-1,3-12

Number of Grades: 12

[School FTE PTR : 7.5](#)

[District FTE PTR : 11.6](#)

[Provincial FTE PTR : 12.7](#)

[FTE Teachers](#) *** : 4.0

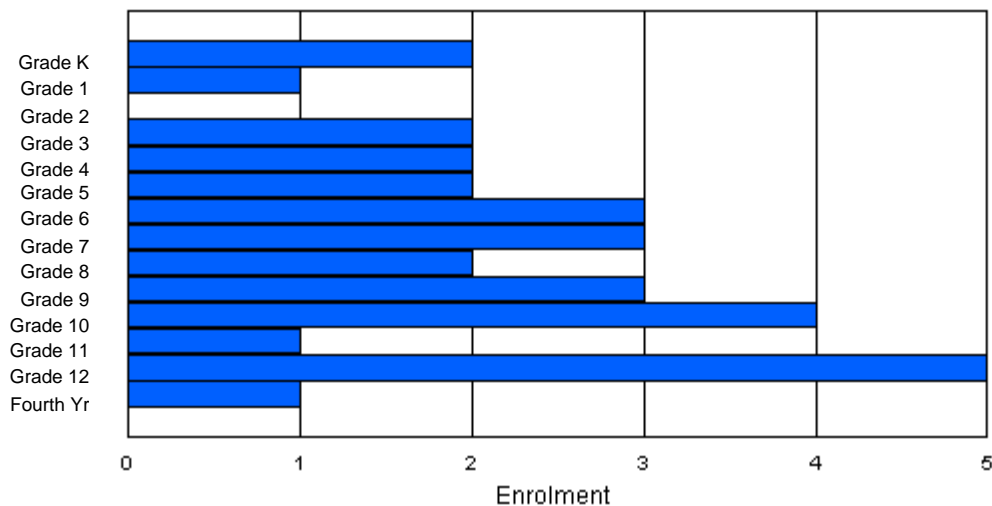
Enrolment By Age and Gender

Gender	Age																	Total
	5	6	7	8	9	10	11	12	13	14	15	16	17	18	19	20>		
Male	1	1	0	1	1	1	3	1	2	3	1	2	3	0	0	0	20	
Female	1	0	0	1	1	0	1	2	0	0	1	1	2	1	0	0	11	
Total	2	1	0	2	2	1	4	3	2	3	2	3	5	1	0	0	31	

Enrolment By Grade and Gender

Gender	K	Grade													Total
		1	2	3	4	5	6	7	8	9	10	11	12	4th	
Male	1	1	0	1	1	2	2	1	2	3	3	1	2	0	20
Female	1	0	0	1	1	0	1	2	0	0	1	0	3	1	11
Total	2	1	0	2	2	2	3	3	2	3	4	1	5	1	31

Enrolment By Grade
For 050



* Data from the 2007-2008 AGR(Enrolment/Age as of the last day in Sept./Dec.)

** Newfoundland Statistics Classification System

*** May include itinerant teachers

District 2 - Western

#052 - Harriot Curtis Collegiate, St. Anthony

Classification: Rural Community/Western Region**
Offers Distance Education: No

Grades: 8-12

Number of Grades: 5

[School FTE PTR : 11.8](#)

[District FTE PTR : 11.6](#)

[Provincial FTE PTR : 12.7](#)

[FTE Teachers](#) *** : 17.8

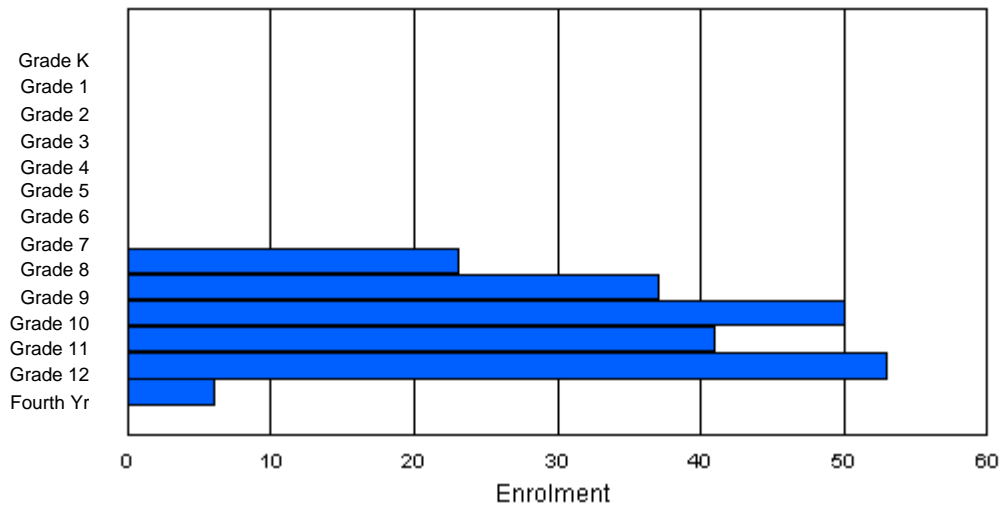
Enrolment By Age and Gender

Gender	Age																	Total
	5	6	7	8	9	10	11	12	13	14	15	16	17	18	19	20>		
Male	0	0	0	0	0	0	0	0	10	16	24	17	19	12	0	0	98	
Female	0	0	0	0	0	0	0	0	12	20	22	17	31	10	0	0	112	
Total	0	0	0	0	0	0	0	0	22	36	46	34	50	22	0	0	210	

Enrolment By Grade and Gender

Gender	Grade															Total
	K	1	2	3	4	5	6	7	8	9	10	11	12	4th		
Male	0	0	0	0	0	0	0	0	11	17	26	19	20	5	98	
Female	0	0	0	0	0	0	0	0	12	20	24	22	33	1	112	
Total	0	0	0	0	0	0	0	0	23	37	50	41	53	6	210	

Enrolment By Grade
For 052



* Data from the 2007-2008 AGR(Enrolment/Age as of the last day in Sept./Dec.)

** Newfoundland Statistics Classification System

*** May include itinerant teachers

District 2 - Western

#053 - St. Anthony Elementary, St. Anthony

Classification: Rural Community/Western Region**
Offers Distance Education: No

Grades: K-7 Number of Grades: 8

[School FTE PTR : 13.1](#)
[District FTE PTR : 11.6](#)
[Provincial FTE PTR : 12.7](#)

[FTE Teachers](#) *** : 18.8

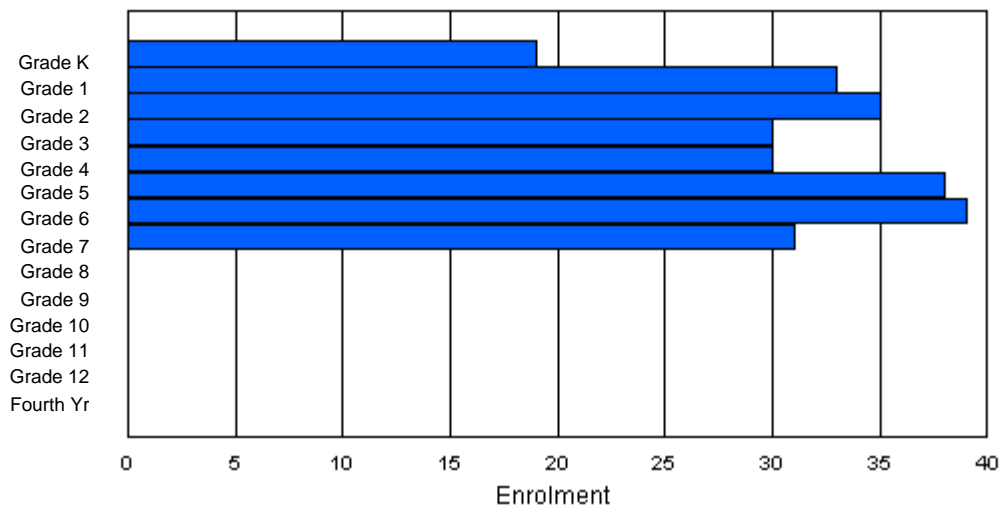
Enrolment By Age and Gender

Gender	Age																Total
	5	6	7	8	9	10	11	12	13	14	15	16	17	18	19	20>	
Male	7	16	16	15	11	18	21	14	0	0	0	0	0	0	0	0	118
Female	11	18	19	15	17	21	20	16	0	0	0	0	0	0	0	0	137
Total	18	34	35	30	28	39	41	30	0	0	0	0	0	0	0	255	

Enrolment By Grade and Gender

Gender	Grade														Total
	K	1	2	3	4	5	6	7	8	9	10	11	12	4th	
Male	8	15	16	15	13	17	19	15	0	0	0	0	0	0	118
Female	11	18	19	15	17	21	20	16	0	0	0	0	0	0	137
Total	19	33	35	30	30	38	39	31	0	0	0	0	0	255	

Enrolment By Grade
For 053



* Data from the 2007-2008 AGR(Enrolment/Age as of the last day in Sept./Dec.)

** Newfoundland Statistics Classification System

*** May include itinerant teachers

District 2 - Western

#054 - St. Lewis Academy, St. Lewis

Classification: Rural Community/Labrador Region**
Offers Distance Education: Yes

Grades: K-3,5-12

Number of Grades: 12

[School FTE PTR : 6.3](#)

[District FTE PTR : 11.6](#)

[Provincial FTE PTR : 12.7](#)

[FTE Teachers](#) *** : 7.0

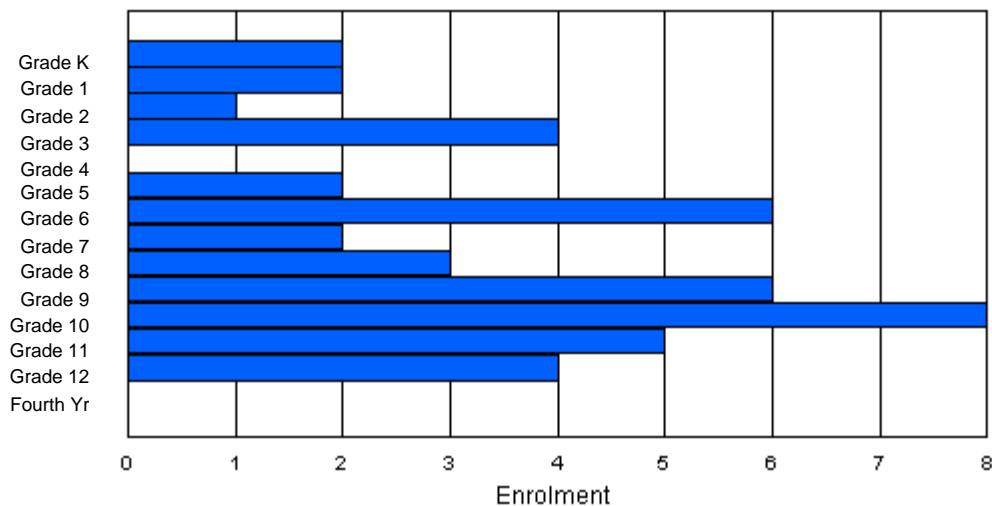
Enrolment By Age and Gender

Gender	Age																	Total
	5	6	7	8	9	10	11	12	13	14	15	16	17	18	19	20>		
Male	1	2	0	2	0	2	2	0	2	3	7	2	2	0	0	0	25	
Female	1	0	1	2	0	0	4	2	0	2	3	3	2	0	0	0	20	
Total	2	2	1	4	0	2	6	2	2	5	10	5	4	0	0	0	45	

Enrolment By Grade and Gender

Gender	K	Grade													Total
		1	2	3	4	5	6	7	8	9	10	11	12	4th	
Male	1	2	0	2	0	2	2	0	3	3	6	2	2	0	25
Female	1	0	1	2	0	0	4	2	0	3	2	3	2	0	20
Total	2	2	1	4	0	2	6	2	3	6	8	5	4	0	45

Enrolment By Grade
For 054



* Data from the 2007-2008 AGR(Enrolment/Age as of the last day in Sept./Dec.)

** Newfoundland Statistics Classification System

*** May include itinerant teachers

District 2 - Western

#055 - Our Lady of Labrador, West St. Modeste

Classification: Rural Community/Labrador Region**
Offers Distance Education: Yes

Grades: 1-6,8-12 Number of Grades: 11

[School FTE PTR : 7.0](#)
[District FTE PTR : 11.6](#)
[Provincial FTE PTR : 12.7](#)

[FTE Teachers](#) *** : 7.0

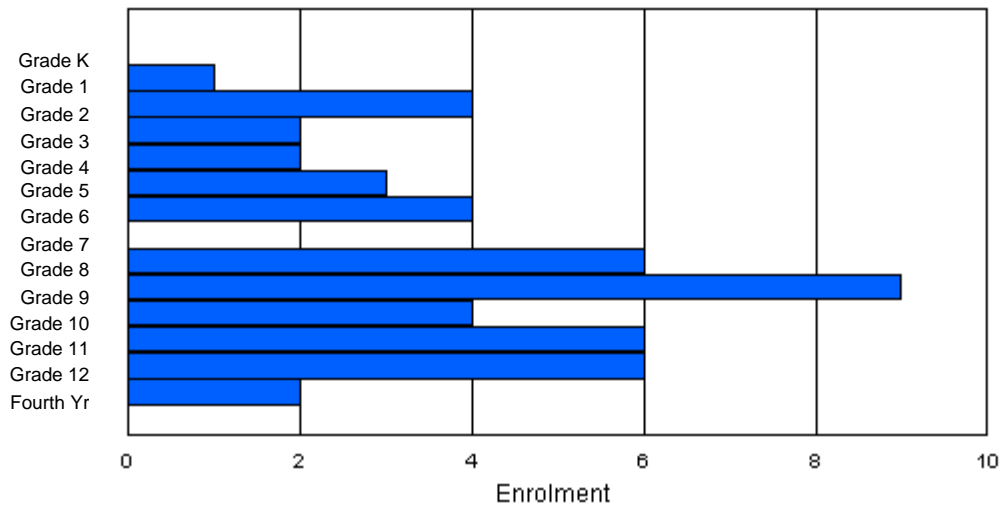
Enrolment By Age and Gender

Gender	Age																Total
	5	6	7	8	9	10	11	12	13	14	15	16	17	18	19	20>	
Male	0	0	1	0	2	2	3	0	4	3	2	5	2	0	2	0	26
Female	0	1	3	2	0	1	1	0	2	6	2	1	3	1	0	0	23
Total	0	1	4	2	2	3	4	0	6	9	4	6	5	1	2	0	49

Enrolment By Grade and Gender

Gender	Grade														Total
	K	1	2	3	4	5	6	7	8	9	10	11	12	4th	
Male	0	0	1	0	2	2	3	0	4	3	2	5	2	2	26
Female	0	1	3	2	0	1	1	0	2	6	2	1	4	0	23
Total	0	1	4	2	2	3	4	0	6	9	4	6	6	2	49

Enrolment By Grade
For 055



* Data from the 2007-2008 AGR(Enrolment/Age as of the last day in Sept./Dec.)

** Newfoundland Statistics Classification System

*** May include itinerant teachers

District 2 - Western

#056 - William's Harbour School, Williams Harbour

Classification: Rural Community/Labrador Region**
Offers Distance Education: No

Grades: K,4,6,8,10 Number of Grades: 5

[School FTE PTR : 2.8](#)
[District FTE PTR : 11.6](#)
[Provincial FTE PTR : 12.7](#)

[FTE Teachers](#) *** : 2.0

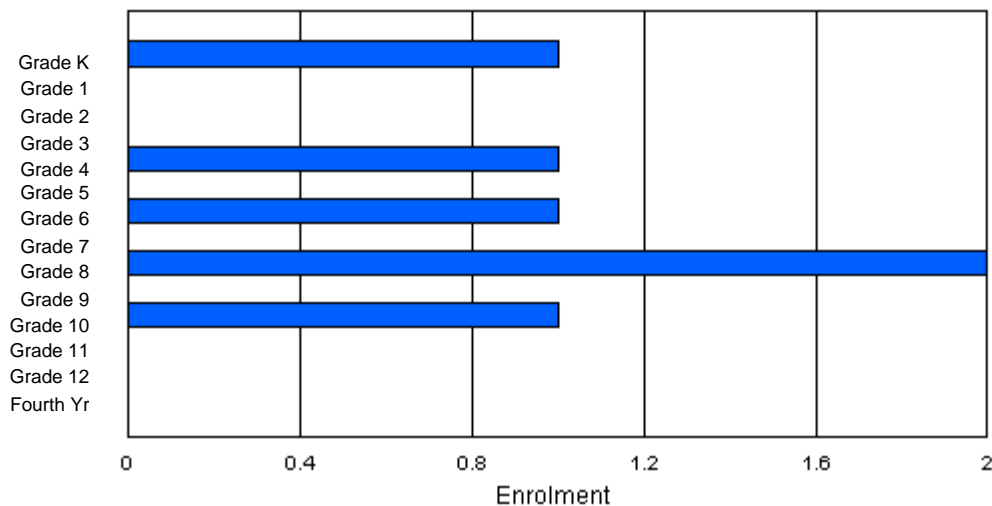
Enrolment By Age and Gender

Gender	Age																	Total
	5	6	7	8	9	10	11	12	13	14	15	16	17	18	19	20>		
Male	0	0	0	0	0	0	1	0	2	0	0	0	0	0	0	0	3	
Female	1	0	0	0	1	0	0	0	0	0	1	0	0	0	0	0	3	
Total	1	0	0	0	1	0	1	0	2	0	1	0	0	0	0	0	6	

Enrolment By Grade and Gender

Gender	Grade															Total
	K	1	2	3	4	5	6	7	8	9	10	11	12	4th		
Male	0	0	0	0	0	0	1	0	2	0	0	0	0	0	3	
Female	1	0	0	0	1	0	0	0	0	0	1	0	0	0	3	
Total	1	0	0	0	1	0	1	0	2	0	1	0	0	0	6	

Enrolment By Grade
For 056



* Data from the 2007-2008 AGR(Enrolment/Age as of the last day in Sept./Dec.)

** Newfoundland Statistics Classification System

*** May include itinerant teachers

District 2 - Western

#057 - St. Peter's Academy, Benoit's Cove

Classification: Rural Community/Western Region**
Offers Distance Education: No

Grades: K-9

Number of Grades: 10

[School FTE PTR : 11.4](#)

[District FTE PTR : 11.6](#)

[Provincial FTE PTR : 12.7](#)

[FTE Teachers](#) *** : 15.5

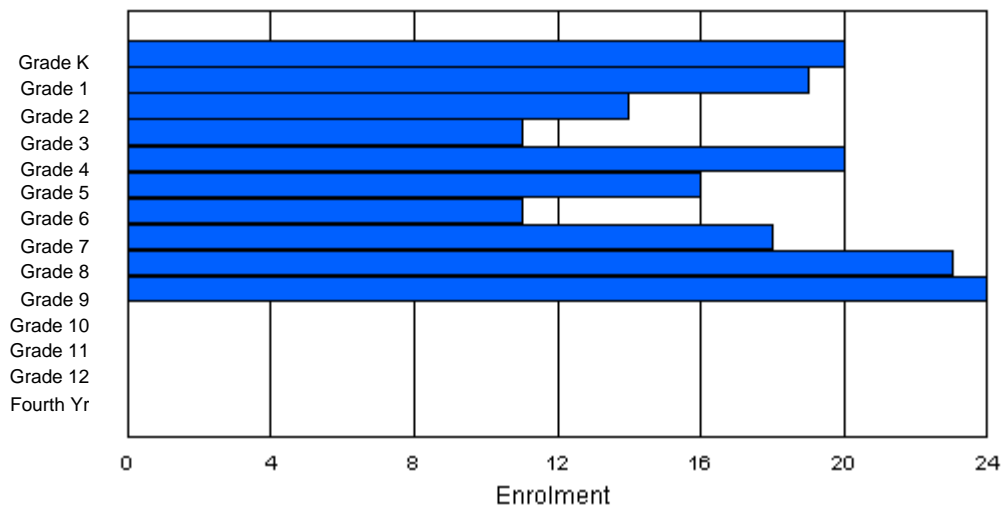
Enrolment By Age and Gender

Gender	Age																Total
	5	6	7	8	9	10	11	12	13	14	15	16	17	18	19	20>	
Male	11	8	4	2	12	8	7	5	10	13	1	0	0	0	0	0	81
Female	9	11	10	9	7	8	5	13	11	10	2	0	0	0	0	0	95
Total	20	19	14	11	19	16	12	18	21	23	3	0	0	0	0	0	176

Enrolment By Grade and Gender

Gender	Grade														Total
	K	1	2	3	4	5	6	7	8	9	10	11	12	4th	
Male	11	8	4	2	12	9	6	5	12	12	0	0	0	0	81
Female	9	11	10	9	8	7	5	13	11	12	0	0	0	0	95
Total	20	19	14	11	20	16	11	18	23	24	0	0	0	0	176

Enrolment By Grade
For 057



* Data from the 2007-2008 AGR(Enrolment/Age as of the last day in Sept./Dec.)

** Newfoundland Statistics Classification System

*** May include itinerant teachers

District 2 - Western

#060 - C.C. Loughlin Elementary, Corner Brook

Classification: Urban Community/Western Region**
Offers Distance Education: No

Grades: K-6 Number of Grades: 7

[School FTE PTR : 13.8](#)
[District FTE PTR : 11.6](#)
[Provincial FTE PTR : 12.7](#)

[FTE Teachers](#) *** : 36.0

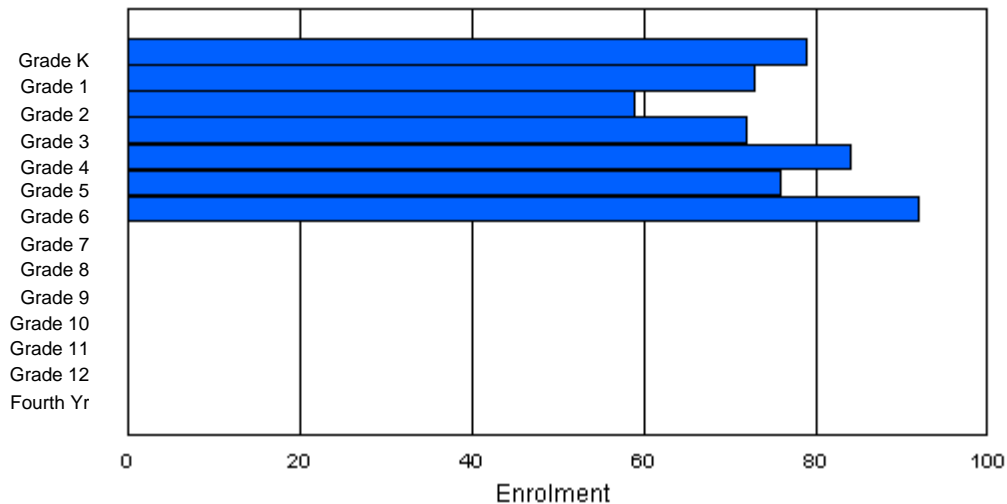
Enrolment By Age and Gender

Gender	Age																Total
	5	6	7	8	9	10	11	12	13	14	15	16	17	18	19	20>	
Male	37	31	30	31	41	36	49	4	0	0	0	0	0	0	0	0	259
Female	40	42	29	43	43	37	42	0	0	0	0	0	0	0	0	0	276
Total	77	73	59	74	84	73	91	4	0	0	0	0	0	0	0	0	535

Enrolment By Grade and Gender

Gender	Grade														Total
	K	1	2	3	4	5	6	7	8	9	10	11	12	4th	
Male	38	31	30	31	40	39	50	0	0	0	0	0	0	0	259
Female	41	42	29	41	44	37	42	0	0	0	0	0	0	0	276
Total	79	73	59	72	84	76	92	0	0	0	0	0	0	0	535

Enrolment By Grade
For 060



* Data from the 2007-2008 AGR(Enrolment/Age as of the last day in Sept./Dec.)

** Newfoundland Statistics Classification System

*** May include itinerant teachers

District 2 - Western

#062 - G.C. Rowe Junior High, Corner Brook

Classification: Urban Community/Western Region**
Offers Distance Education: No

Grades: 7-9

Number of Grades: 3

[School FTE PTR : 16.0](#)

[District FTE PTR : 11.6](#)

[Provincial FTE PTR : 12.7](#)

[FTE Teachers](#) *** : 24.8

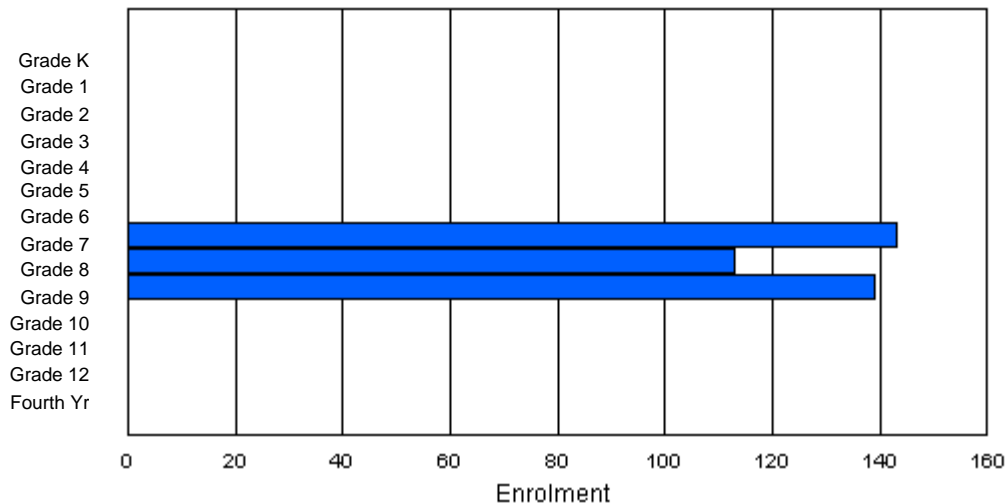
Enrolment By Age and Gender

Gender	Age																Total
	5	6	7	8	9	10	11	12	13	14	15	16	17	18	19	20>	
Male	0	0	0	0	0	0	0	75	58	71	5	0	0	0	0	0	209
Female	0	0	0	0	0	0	0	66	49	67	4	0	0	0	0	0	186
Total	0	0	0	0	0	0	0	141	107	138	9	0	0	0	0	0	395

Enrolment By Grade and Gender

Gender	Grade														Total
	K	1	2	3	4	5	6	7	8	9	10	11	12	4th	
Male	0	0	0	0	0	0	0	79	60	70	0	0	0	0	209
Female	0	0	0	0	0	0	0	64	53	69	0	0	0	0	186
Total	0	0	0	0	0	0	0	143	113	139	0	0	0	0	395

Enrolment By Grade
For 062



* Data from the 2007-2008 AGR(Enrolment/Age as of the last day in Sept./Dec.)

** Newfoundland Statistics Classification System

*** May include itinerant teachers

District 2 - Western

#065 - Humber Elementary, Corner Brook

Classification: Urban Community/Western Region**
Offers Distance Education: No

Grades: K-6

Number of Grades: 7

[School FTE PTR : 14.2](#)

[District FTE PTR : 11.6](#)

[Provincial FTE PTR : 12.7](#)

[FTE Teachers](#) *** : 24.0

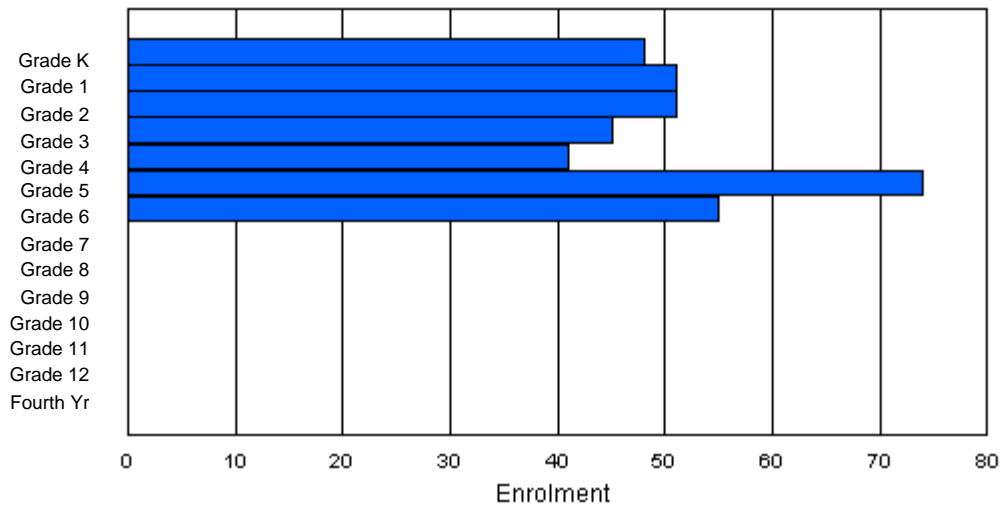
Enrolment By Age and Gender

Gender	Age																Total
	5	6	7	8	9	10	11	12	13	14	15	16	17	18	19	20>	
Male	24	22	24	25	19	24	40	0	0	0	0	0	0	0	0	0	178
Female	24	29	26	21	22	23	42	0	0	0	0	0	0	0	0	0	187
Total	48	51	50	46	41	47	82	0	0	0	0	0	0	0	0	0	365

Enrolment By Grade and Gender

Gender	Grade														Total
	K	1	2	3	4	5	6	7	8	9	10	11	12	4th	
Male	24	22	25	24	20	39	24	0	0	0	0	0	0	0	178
Female	24	29	26	21	21	35	31	0	0	0	0	0	0	0	187
Total	48	51	51	45	41	74	55	0	0	0	0	0	0	0	365

Enrolment By Grade
For 065



* Data from the 2007-2008 AGR(Enrolment/Age as of the last day in Sept./Dec.)

** Newfoundland Statistics Classification System

*** May include itinerant teachers

District 2 - Western

#066 - J.J. Curling Elementary, Corner Brook

Classification: Urban Community/Western Region**
Offers Distance Education: No

Grades: K-6

Number of Grades: 7

[School FTE PTR : 14.1](#)

[District FTE PTR : 11.6](#)

[Provincial FTE PTR : 12.7](#)

[FTE Teachers](#) *** : 23.8

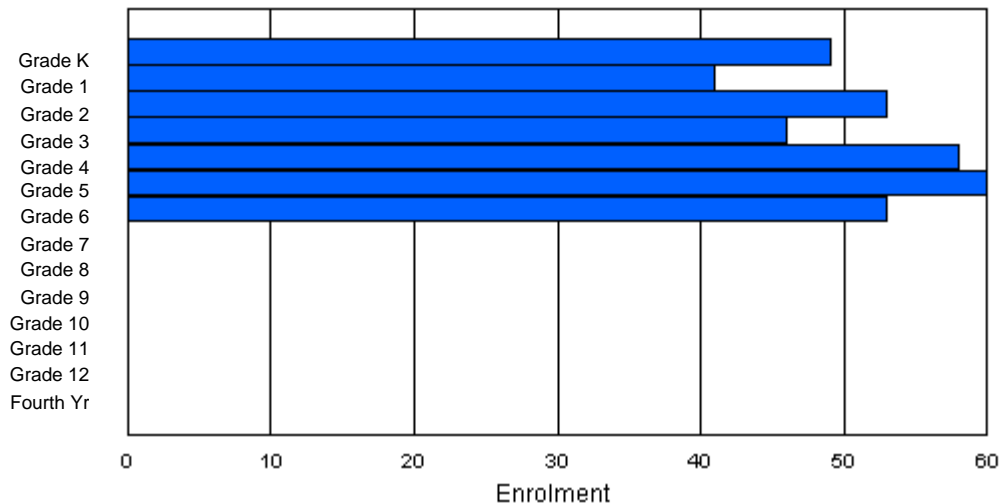
Enrolment By Age and Gender

Gender	Age																Total
	5	6	7	8	9	10	11	12	13	14	15	16	17	18	19	20>	
Male	25	23	31	21	33	34	34	0	0	0	0	0	0	0	0	0	201
Female	22	19	22	22	27	25	22	0	0	0	0	0	0	0	0	0	159
Total	47	42	53	43	60	59	56	0	0	0	0	0	0	0	0	0	360

Enrolment By Grade and Gender

Gender	Grade														Total
	K	1	2	3	4	5	6	7	8	9	10	11	12	4th	
Male	27	22	31	24	31	34	32	0	0	0	0	0	0	0	201
Female	22	19	22	22	27	26	21	0	0	0	0	0	0	0	159
Total	49	41	53	46	58	60	53	0	0	0	0	0	0	0	360

Enrolment By Grade
For 066



* Data from the 2007-2008 AGR(Enrolment/Age as of the last day in Sept./Dec.)

** Newfoundland Statistics Classification System

*** May include itinerant teachers

District 2 - Western

#067 - Presentation Junior High, Corner Brook

Classification: Urban Community/Western Region**
Offers Distance Education: No

Grades: 7-9

Number of Grades: 3

[School FTE PTR : 15.9](#)

[District FTE PTR : 11.6](#)

[Provincial FTE PTR : 12.7](#)

[FTE Teachers](#) *** : 24.7

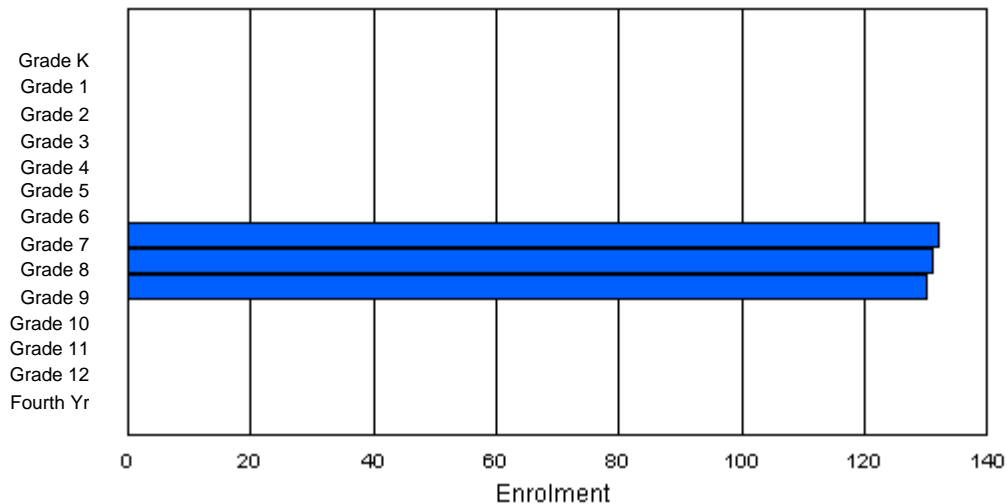
Enrolment By Age and Gender

Gender	Age																Total
	5	6	7	8	9	10	11	12	13	14	15	16	17	18	19	20>	
Male	0	0	0	0	0	0	0	75	55	61	3	0	0	0	0	0	194
Female	0	0	0	0	0	0	0	54	70	72	3	0	0	0	0	0	199
Total	0	0	0	0	0	0	0	129	125	133	6	0	0	0	0	0	393

Enrolment By Grade and Gender

Gender	Grade														Total
	K	1	2	3	4	5	6	7	8	9	10	11	12	4th	
Male	0	0	0	0	0	0	0	76	60	58	0	0	0	0	194
Female	0	0	0	0	0	0	0	56	71	72	0	0	0	0	199
Total	0	0	0	0	0	0	0	132	131	130	0	0	0	0	393

Enrolment By Grade
For 067



* Data from the 2007-2008 AGR(Enrolment/Age as of the last day in Sept./Dec.)

** Newfoundland Statistics Classification System

*** May include itinerant teachers

District 2 - Western

#069 - Sacred Heart Elementary, Corner Brook

Classification: Urban Community/Western Region**
Offers Distance Education: No

Grades: K-6 Number of Grades: 7

[School FTE PTR : 13.7](#)
[District FTE PTR : 11.6](#)
[Provincial FTE PTR : 12.7](#)

[FTE Teachers](#) *** : 17.0

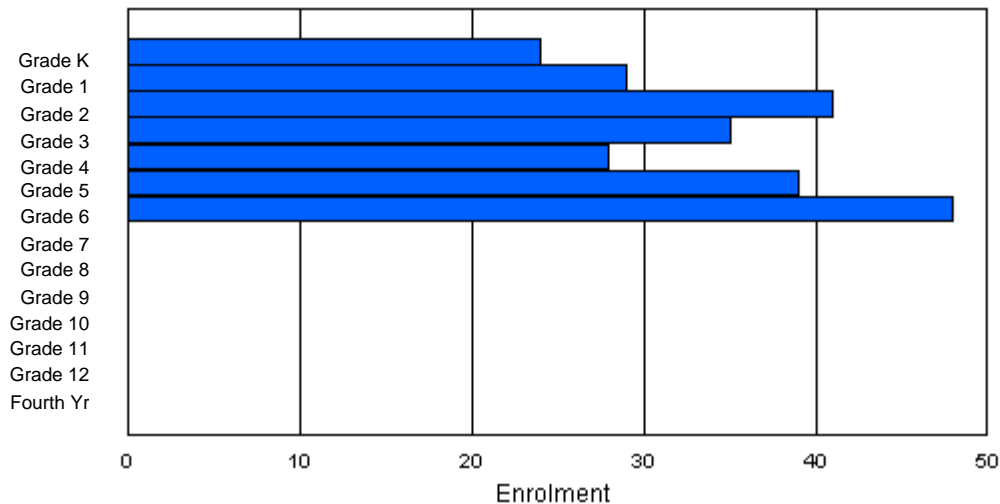
Enrolment By Age and Gender

Gender	Age																Total
	5	6	7	8	9	10	11	12	13	14	15	16	17	18	19	20>	
Male	10	9	14	22	11	18	26	0	0	0	0	0	0	0	0	0	110
Female	16	18	27	25	5	19	24	0	0	0	0	0	0	0	0	0	134
Total	26	27	41	47	16	37	50	0	0	0	0	0	0	0	0	0	244

Enrolment By Grade and Gender

Gender	Grade														Total
	K	1	2	3	4	5	6	7	8	9	10	11	12	4th	
Male	9	10	14	17	16	19	25	0	0	0	0	0	0	0	110
Female	15	19	27	18	12	20	23	0	0	0	0	0	0	0	134
Total	24	29	41	35	28	39	48	0	0	0	0	0	0	0	244

Enrolment By Grade
For 069



* Data from the 2007-2008 AGR(Enrolment/Age as of the last day in Sept./Dec.)

** Newfoundland Statistics Classification System

*** May include itinerant teachers

District 2 - Western

#070 - St. Gerard's Elementary, Corner Brook

Classification: Urban Community/Western Region**
Offers Distance Education: No

Grades: K-6 Number of Grades: 7

[School FTE PTR : 10.3](#)
[District FTE PTR : 11.6](#)
[Provincial FTE PTR : 12.7](#)

[FTE Teachers](#) *** : 12.0

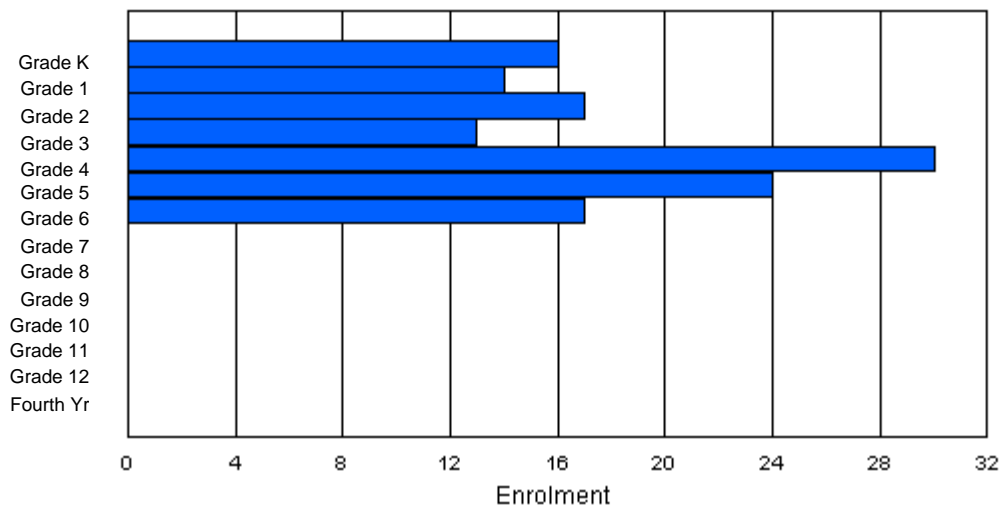
Enrolment By Age and Gender

Gender	Age																Total
	5	6	7	8	9	10	11	12	13	14	15	16	17	18	19	20>	
Male	7	7	6	8	15	8	6	2	0	0	0	0	0	0	0	0	59
Female	8	8	11	5	15	15	10	0	0	0	0	0	0	0	0	0	72
Total	15	15	17	13	30	23	16	2	0	0	0	0	0	0	0	0	131

Enrolment By Grade and Gender

Gender	Grade														Total
	K	1	2	3	4	5	6	7	8	9	10	11	12	4th	
Male	7	7	6	8	15	8	8	0	0	0	0	0	0	0	59
Female	9	7	11	5	15	16	9	0	0	0	0	0	0	0	72
Total	16	14	17	13	30	24	17	0	0	0	0	0	0	0	131

Enrolment By Grade
For 070



* Data from the 2007-2008 AGR(Enrolment/Age as of the last day in Sept./Dec.)

** Newfoundland Statistics Classification System

*** May include itinerant teachers

District 2 - Western

#072 - Holy Cross All Grade School, Daniel's Harbour

Classification: Rural Community/Western Region**
Offers Distance Education: Yes

Grades: K-4,6-12

Number of Grades: 12

[School FTE PTR : 5.7](#)

[District FTE PTR : 11.6](#)

[Provincial FTE PTR : 12.7](#)

[FTE Teachers](#) *** : 7.5

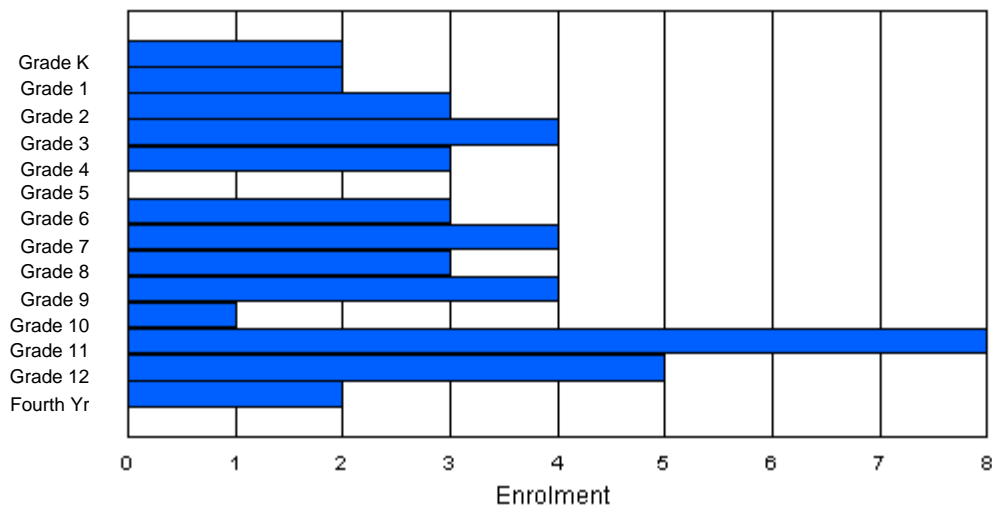
Enrolment By Age and Gender

Gender	Age																Total
	5	6	7	8	9	10	11	12	13	14	15	16	17	18	19	20>	
Male	1	0	1	2	1	0	2	3	1	1	1	5	4	2	0	0	24
Female	1	2	2	2	2	0	1	0	1	4	0	2	3	0	0	0	20
Total	2	2	3	4	3	0	3	3	2	5	1	7	7	2	0	0	44

Enrolment By Grade and Gender

Gender	K	Grade												4th	Total
		1	2	3	4	5	6	7	8	9	10	11	12		
Male	1	0	1	2	1	0	2	4	2	0	1	5	3	2	24
Female	1	2	2	2	2	0	1	0	1	4	0	3	2	0	20
Total	2	2	3	4	3	0	3	4	3	4	1	8	5	2	44

Enrolment By Grade
For 072



* Data from the 2007-2008 AGR(Enrolment/Age as of the last day in Sept./Dec.)

** Newfoundland Statistics Classification System

*** May include itinerant teachers

District 2 - Western

#075 - Hampden Academy, Hampden

Classification: Rural Community/Western Region**
Offers Distance Education: Yes

Grades: K-12

Number of Grades: 13

[School FTE PTR : 8.6](#)

[District FTE PTR : 11.6](#)

[Provincial FTE PTR : 12.7](#)

[FTE Teachers](#) *** : 9.5

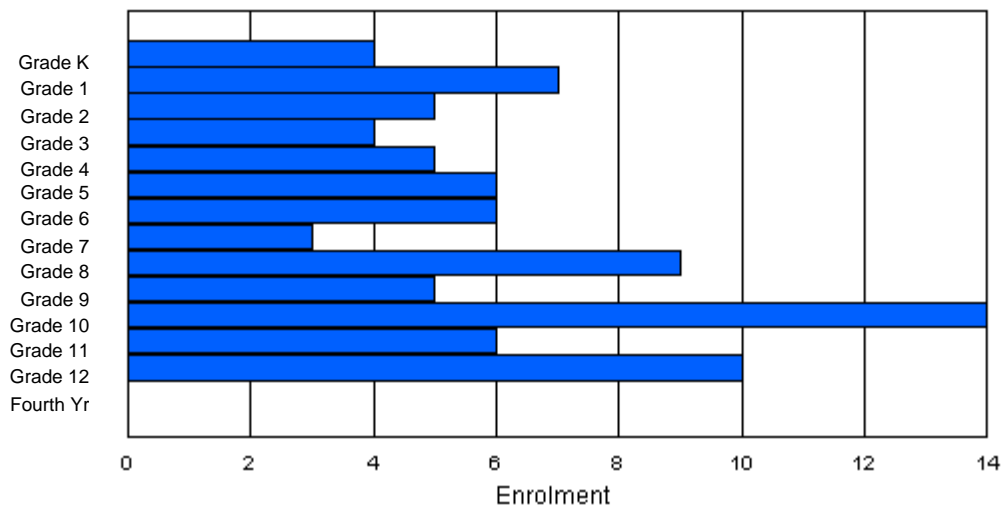
Enrolment By Age and Gender

Gender	Age																	Total
	5	6	7	8	9	10	11	12	13	14	15	16	17	18	19	20>		
Male	3	2	3	2	1	4	5	3	5	4	4	4	7	1	0	0	48	
Female	1	5	2	2	4	2	1	0	3	2	7	4	3	0	0	0	36	
Total	4	7	5	4	5	6	6	3	8	6	11	8	10	1	0	0	84	

Enrolment By Grade and Gender

Gender	Grade															Total
	K	1	2	3	4	5	6	7	8	9	10	11	12	4th		
Male	3	2	3	2	1	4	5	3	6	3	7	2	7	0	48	
Female	1	5	2	2	4	2	1	0	3	2	7	4	3	0	36	
Total	4	7	5	4	5	6	6	3	9	5	14	6	10	0	84	

Enrolment By Grade
For 075



* Data from the 2007-2008 AGR(Enrolment/Age as of the last day in Sept./Dec.)

** Newfoundland Statistics Classification System

*** May include itinerant teachers

District 2 - Western

#079 - St. James All Grade, Lark Harbour

Classification: Rural Community/Western Region**
Offers Distance Education: Yes

Grades: K-12

Number of Grades: 13

[School FTE PTR : 8.6](#)

[District FTE PTR : 11.6](#)

[Provincial FTE PTR : 12.7](#)

[FTE Teachers](#) *** : 15.8

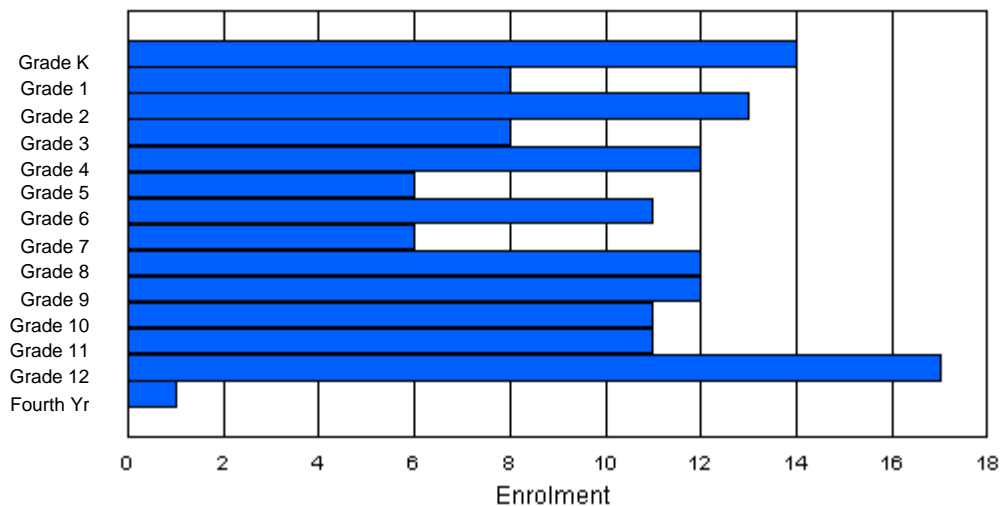
Enrolment By Age and Gender

Gender	Age																	Total
	5	6	7	8	9	10	11	12	13	14	15	16	17	18	19	20>		
Male	6	3	8	3	7	2	7	2	5	6	4	7	8	1	0	0	69	
Female	8	5	5	5	5	4	4	4	7	6	6	4	9	1	0	0	73	
Total	14	8	13	8	12	6	11	6	12	12	10	11	17	2	0	0	142	

Enrolment By Grade and Gender

Gender	Grade															Total
	K	1	2	3	4	5	6	7	8	9	10	11	12	4th		
Male	6	3	8	3	7	2	7	2	5	6	5	7	8	0	69	
Female	8	5	5	5	5	4	4	4	7	6	6	4	9	1	73	
Total	14	8	13	8	12	6	11	6	12	12	11	11	17	1	142	

Enrolment By Grade
For 079



* Data from the 2007-2008 AGR(Enrolment/Age as of the last day in Sept./Dec.)

** Newfoundland Statistics Classification System

*** May include itinerant teachers

District 2 - Western

#080 - Templeton Academy, Meadows

Classification: Urban Community/Western Region**
Offers Distance Education: No

Grades: K-12

Number of Grades: 13

[School FTE PTR : 13.9](#)

[District FTE PTR : 11.6](#)

[Provincial FTE PTR : 12.7](#)

[FTE Teachers](#) *** : 37.8

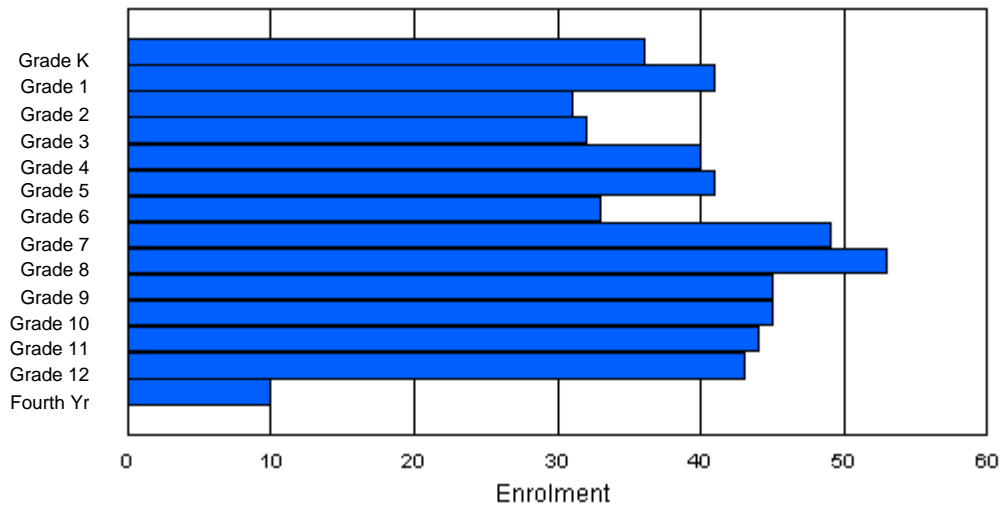
Enrolment By Age and Gender

Gender	Age																Total
	5	6	7	8	9	10	11	12	13	14	15	16	17	18	19	20>	
Male	17	24	15	17	19	26	18	24	30	19	20	21	27	9	3	0	289
Female	19	17	16	15	20	17	16	22	20	28	18	23	20	3	0	0	254
Total	36	41	31	32	39	43	34	46	50	47	38	44	47	12	3	0	543

Enrolment By Grade and Gender

Gender	Grade														Total
	K	1	2	3	4	5	6	7	8	9	10	11	12	4th	
Male	17	24	15	17	19	25	18	26	31	19	24	23	23	8	289
Female	19	17	16	15	21	16	15	23	22	26	21	21	20	2	254
Total	36	41	31	32	40	41	33	49	53	45	45	44	43	10	543

Enrolment By Grade
For 080



* Data from the 2007-2008 AGR(Enrolment/Age as of the last day in Sept./Dec.)

** Newfoundland Statistics Classification System

*** May include itinerant teachers

District 2 - Western

#082 - Pasadena Elementary School, Pasadena

Classification: Rural Community/Western Region**
Offers Distance Education: No

Grades: K-6 Number of Grades: 7

[School FTE PTR : 13.4](#)
[District FTE PTR : 11.6](#)
[Provincial FTE PTR : 12.7](#)

[FTE Teachers](#) *** : 15.6

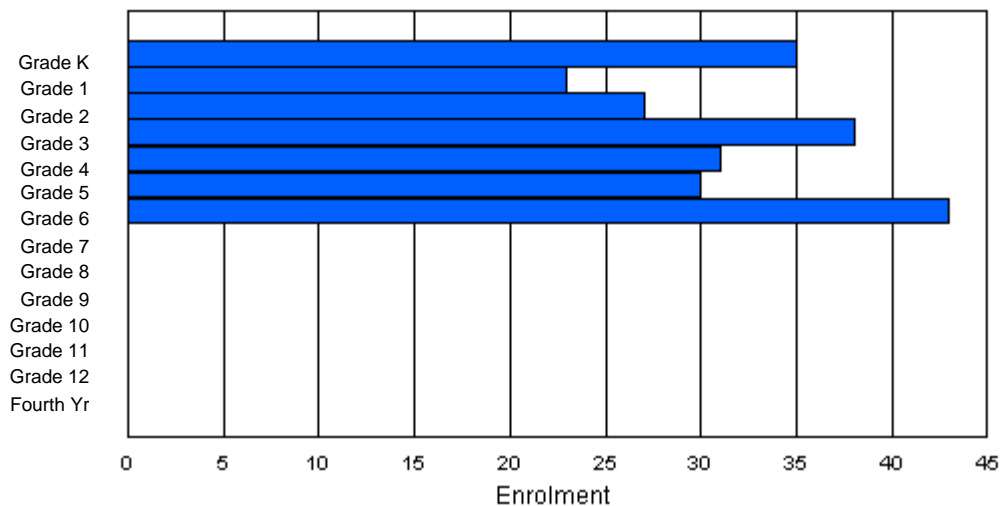
Enrolment By Age and Gender

Gender	Age																Total
	5	6	7	8	9	10	11	12	13	14	15	16	17	18	19	20>	
Male	23	11	19	23	18	15	25	1	0	0	0	0	0	0	0	0	135
Female	12	11	9	15	12	16	16	1	0	0	0	0	0	0	0	0	92
Total	35	22	28	38	30	31	41	2	0	0	0	0	0	0	0	0	227

Enrolment By Grade and Gender

Gender	Grade														Total
	K	1	2	3	4	5	6	7	8	9	10	11	12	4th	
Male	23	12	18	23	18	15	26	0	0	0	0	0	0	0	135
Female	12	11	9	15	13	15	17	0	0	0	0	0	0	0	92
Total	35	23	27	38	31	30	43	0	0	0	0	0	0	0	227

Enrolment By Grade
For 082



* Data from the 2007-2008 AGR(Enrolment/Age as of the last day in Sept./Dec.)

** Newfoundland Statistics Classification System

*** May include itinerant teachers

District 2 - Western

#083 - Pasadena Academy, Pasadena

Classification: Rural Community/Western Region**
Offers Distance Education: No

Grades: 7-12

Number of Grades: 6

[School FTE PTR : 13.1](#)

[District FTE PTR : 11.6](#)

[Provincial FTE PTR : 12.7](#)

[FTE Teachers](#) *** : 18.0

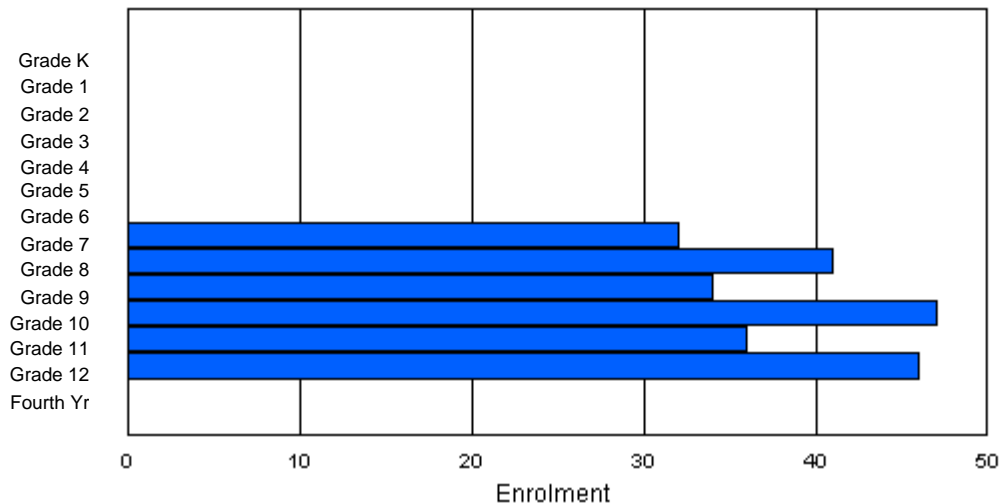
Enrolment By Age and Gender

Gender	Age																	Total
	5	6	7	8	9	10	11	12	13	14	15	16	17	18	19	20>		
Male	0	0	0	0	0	0	0	9	18	24	25	20	23	6	0	0	125	
Female	0	0	0	0	0	0	0	23	21	13	14	16	24	0	0	0	111	
Total	0	0	0	0	0	0	0	32	39	37	39	36	47	6	0	0	236	

Enrolment By Grade and Gender

Gender	Grade															Total
	K	1	2	3	4	5	6	7	8	9	10	11	12	4th		
Male	0	0	0	0	0	0	0	9	20	22	30	19	25	0	125	
Female	0	0	0	0	0	0	0	23	21	12	17	17	21	0	111	
Total	0	0	0	0	0	0	0	32	41	34	47	36	46	0	236	

Enrolment By Grade
For 083



* Data from the 2007-2008 AGR(Enrolment/Age as of the last day in Sept./Dec.)

** Newfoundland Statistics Classification System

*** May include itinerant teachers

District 2 - Western

#086 - Gros Morne Academy, Rocky Harbour

Classification: Rural Community/Western Region**
Offers Distance Education: Yes

Grades: K-12

Number of Grades: 13

[School FTE PTR : 12.3](#)

[District FTE PTR : 11.6](#)

[Provincial FTE PTR : 12.7](#)

[FTE Teachers](#) *** : 19.8

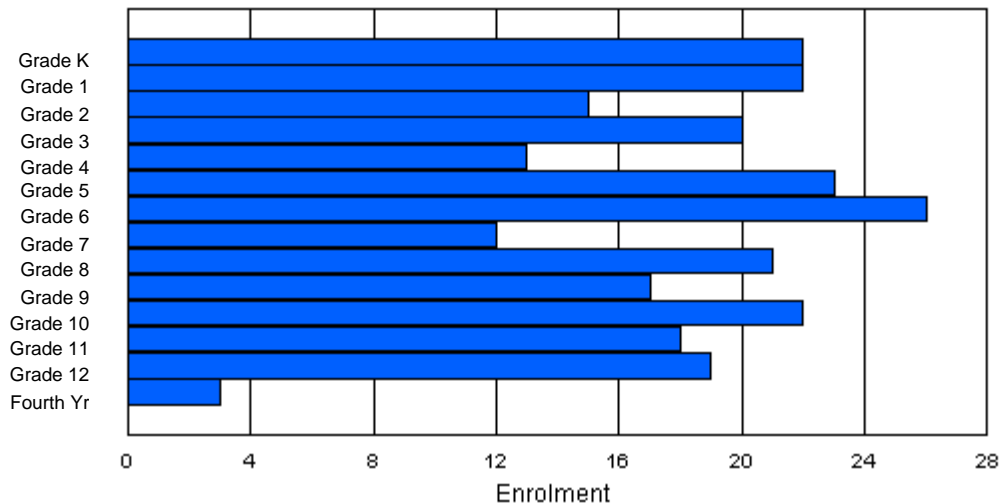
Enrolment By Age and Gender

Gender	Age																	Total
	5	6	7	8	9	10	11	12	13	14	15	16	17	18	19	20>		
Male	11	8	5	9	4	13	15	8	6	7	12	9	12	4	0	0	123	
Female	11	14	10	11	8	11	11	11	8	10	10	5	10	0	0	130		
Total	22	22	15	20	12	24	26	19	14	17	22	14	22	4	0	0	253	

Enrolment By Grade and Gender

Gender	Grade														Total
	K	1	2	3	4	5	6	7	8	9	10	11	12	4th	
Male	11	8	5	9	5	12	15	4	10	7	12	11	11	3	123
Female	11	14	10	11	8	11	11	8	11	10	10	7	8	0	130
Total	22	22	15	20	13	23	26	12	21	17	22	18	19	3	253

Enrolment By Grade
For 086



* Data from the 2007-2008 AGR(Enrolment/Age as of the last day in Sept./Dec.)

** Newfoundland Statistics Classification System

*** May include itinerant teachers

District 2 - Western

#088 - Main River Academy, Pollard's Point

Classification: Rural Community/Western Region**
Offers Distance Education: No

Grades: K-12

Number of Grades: 13

[School FTE PTR : 9.8](#)

[District FTE PTR : 11.6](#)

[Provincial FTE PTR : 12.7](#)

[FTE Teachers](#) *** : 13.0

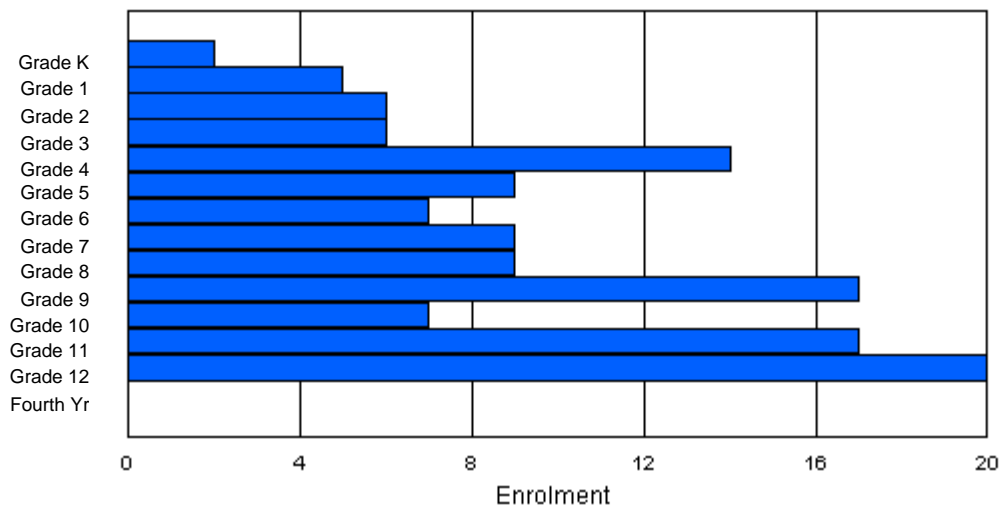
Enrolment By Age and Gender

Gender	Age																	Total
	5	6	7	8	9	10	11	12	13	14	15	16	17	18	19	20>		
Male	0	1	3	5	2	6	2	1	4	7	4	9	4	3	0	0	51	
Female	2	4	3	1	11	4	5	8	5	10	2	6	15	1	0	0	77	
Total	2	5	6	6	13	10	7	9	9	17	6	15	19	4	0	0	128	

Enrolment By Grade and Gender

Gender	K	Grade														Total
		1	2	3	4	5	6	7	8	9	10	11	12	4th		
Male	0	1	3	5	3	5	2	1	4	7	5	9	6	0	51	
Female	2	4	3	1	11	4	5	8	5	10	2	8	14	0	77	
Total	2	5	6	6	14	9	7	9	9	17	7	17	20	0	128	

Enrolment By Grade
For 088



* Data from the 2007-2008 AGR(Enrolment/Age as of the last day in Sept./Dec.)

** Newfoundland Statistics Classification System

*** May include itinerant teachers

District 2 - Western

#089 - Jakeman All Grade, Trout River

Classification: Rural Community/Western Region**
Offers Distance Education: Yes

Grades: K-12

Number of Grades: 13

[School FTE PTR : 8.9](#)

[District FTE PTR : 11.6](#)

[Provincial FTE PTR : 12.7](#)

[FTE Teachers](#) *** : 11.5

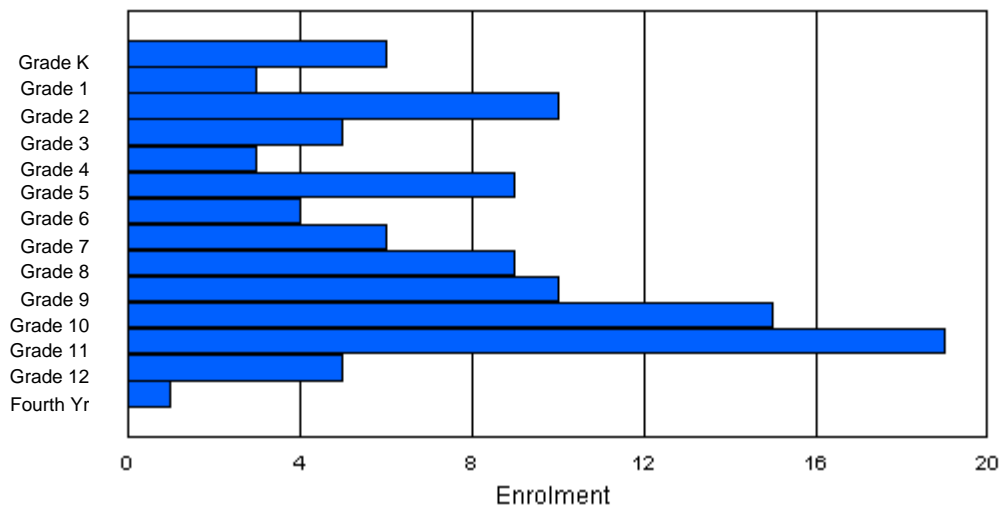
Enrolment By Age and Gender

Gender	Age																	Total
	5	6	7	8	9	10	11	12	13	14	15	16	17	18	19	20>		
Male	4	1	5	3	0	5	2	3	2	4	5	9	8	1	0	0	52	
Female	2	2	5	2	3	4	2	3	4	6	6	5	8	1	0	0	53	
Total	6	3	10	5	3	9	4	6	6	10	11	14	16	2	0	0	105	

Enrolment By Grade and Gender

Gender	Grade															Total
	K	1	2	3	4	5	6	7	8	9	10	11	12	4th		
Male	4	1	5	3	0	5	2	3	4	4	9	10	1	1	52	
Female	2	2	5	2	3	4	2	3	5	6	6	9	4	0	53	
Total	6	3	10	5	3	9	4	6	9	10	15	19	5	1	105	

Enrolment By Grade
For 089



* Data from the 2007-2008 AGR(Enrolment/Age as of the last day in Sept./Dec.)

** Newfoundland Statistics Classification System

*** May include itinerant teachers

District 2 - Western

#091 - Burgeo Academy, Burgeo

Classification: Rural Community/Southern Region**
Offers Distance Education: Yes

Grades: K-12

Number of Grades: 13

[School FTE PTR : 10.1](#)

[District FTE PTR : 11.6](#)

[Provincial FTE PTR : 12.7](#)

[FTE Teachers](#) *** : 15.5

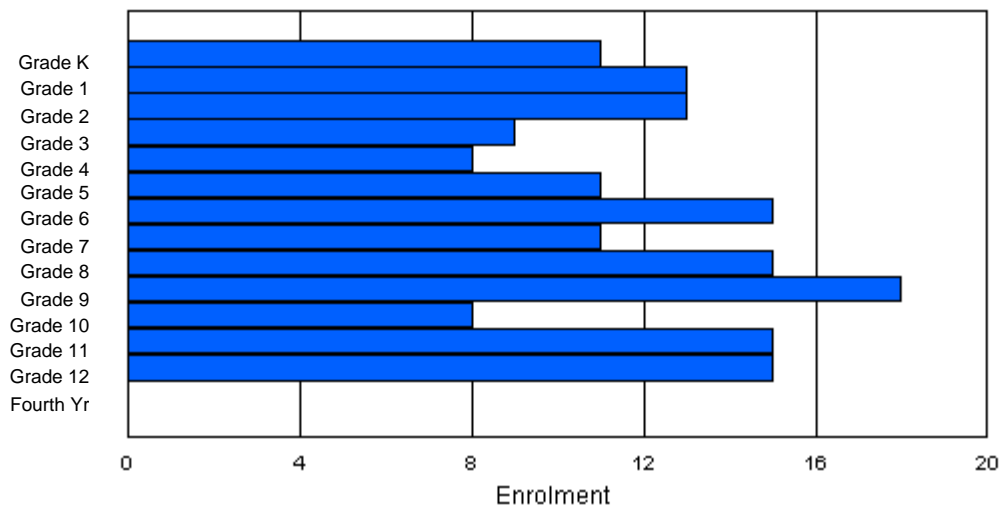
Enrolment By Age and Gender

Gender	Age																Total
	5	6	7	8	9	10	11	12	13	14	15	16	17	18	19	20>	
Male	4	7	3	5	6	5	8	10	7	11	5	4	8	0	0	0	83
Female	7	7	9	4	2	6	7	1	7	8	1	12	8	0	0	0	79
Total	11	14	12	9	8	11	15	11	14	19	6	16	16	0	0	0	162

Enrolment By Grade and Gender

Gender	Grade														Total
	K	1	2	3	4	5	6	7	8	9	10	11	12	4th	
Male	4	6	4	5	6	5	8	10	8	10	5	4	8	0	83
Female	7	7	9	4	2	6	7	1	7	8	3	11	7	0	79
Total	11	13	13	9	8	11	15	11	15	18	8	15	15	0	162

Enrolment By Grade
For 091



* Data from the 2007-2008 AGR(Enrolment/Age as of the last day in Sept./Dec.)

** Newfoundland Statistics Classification System

*** May include itinerant teachers

District 2 - Western

#092 - Grandy's River Collegiate, Burnt Islands

Classification: Rural Community/Southern Region**
Offers Distance Education: Yes

Grades: K-12 Number of Grades: 13

[School FTE PTR : 9.2](#)
[District FTE PTR : 11.6](#)
[Provincial FTE PTR : 12.7](#)

[FTE Teachers](#) *** : 17.0

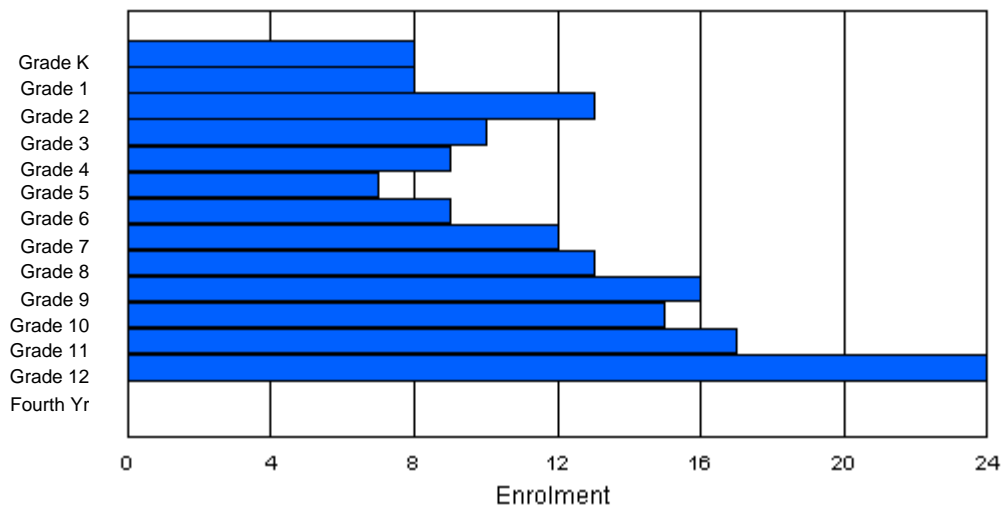
Enrolment By Age and Gender

Gender	Age																	Total
	5	6	7	8	9	10	11	12	13	14	15	16	17	18	19	20>		
Male	5	5	7	5	3	4	8	7	6	10	8	13	15	2	0	0	98	
Female	3	3	6	5	6	1	3	4	8	4	9	1	10	0	0	0	63	
Total	8	8	13	10	9	5	11	11	14	14	17	14	25	2	0	0	161	

Enrolment By Grade and Gender

Gender	Grade															Total
	K	1	2	3	4	5	6	7	8	9	10	11	12	4th		
Male	5	5	7	5	3	6	6	7	6	12	6	16	14	0	98	
Female	3	3	6	5	6	1	3	5	7	4	9	1	10	0	63	
Total	8	8	13	10	9	7	9	12	13	16	15	17	24	0	161	

Enrolment By Grade
For 092



* Data from the 2007-2008 AGR(Enrolment/Age as of the last day in Sept./Dec.)

** Newfoundland Statistics Classification System

*** May include itinerant teachers

District 2 - Western

#096 - Our Lady of the Cape School, Cape St. George

Classification: Rural Community/Western Region**
Offers Distance Education: No

Grades: K-8

Number of Grades: 9

[School FTE PTR : 8.1](#)

[District FTE PTR : 11.6](#)

[Provincial FTE PTR : 12.7](#)

[FTE Teachers](#) *** : 7.8

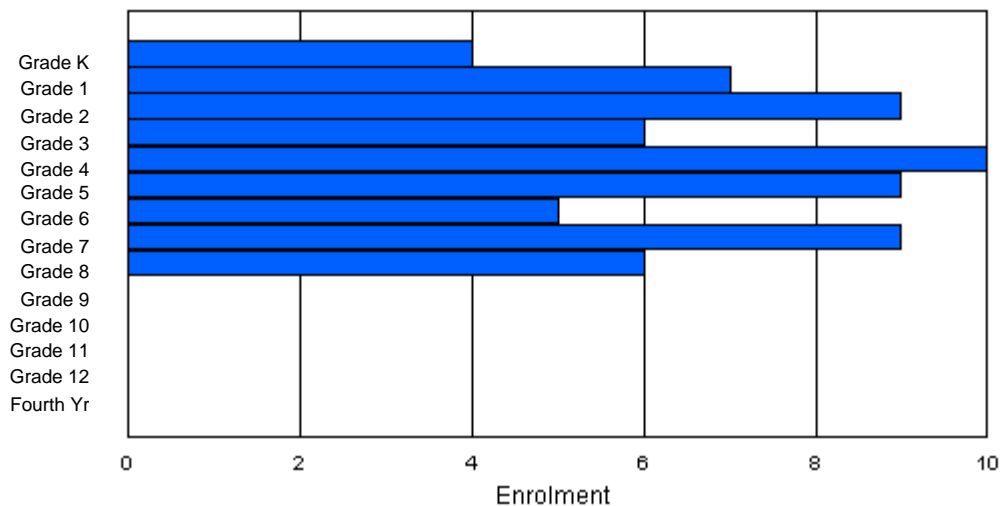
Enrolment By Age and Gender

Gender	Age																Total
	5	6	7	8	9	10	11	12	13	14	15	16	17	18	19	20>	
Male	0	4	4	2	3	5	3	3	5	0	0	0	0	0	0	0	29
Female	3	4	5	4	6	4	2	4	4	0	0	0	0	0	0	0	36
Total	3	8	9	6	9	9	5	7	9	0	0	0	0	0	0	0	65

Enrolment By Grade and Gender

Gender	Grade														Total
	K	1	2	3	4	5	6	7	8	9	10	11	12	4th	
Male	1	3	4	2	4	5	3	4	3	0	0	0	0	0	29
Female	3	4	5	4	6	4	2	5	3	0	0	0	0	0	36
Total	4	7	9	6	10	9	5	9	6	0	0	0	0	0	65

Enrolment By Grade
For 096



* Data from the 2007-2008 AGR(Enrolment/Age as of the last day in Sept./Dec.)

** Newfoundland Statistics Classification System

*** May include itinerant teachers

District 2 - Western

#097 - St. James' Elementary, Channel-Port Aux Basques

Classification: Rural Community/Southern Region**
Offers Distance Education: No

Grades: K-6

Number of Grades: 7

[School FTE PTR : 13.0](#)

[District FTE PTR : 11.6](#)

[Provincial FTE PTR : 12.7](#)

[FTE Teachers](#) *** : 23.8

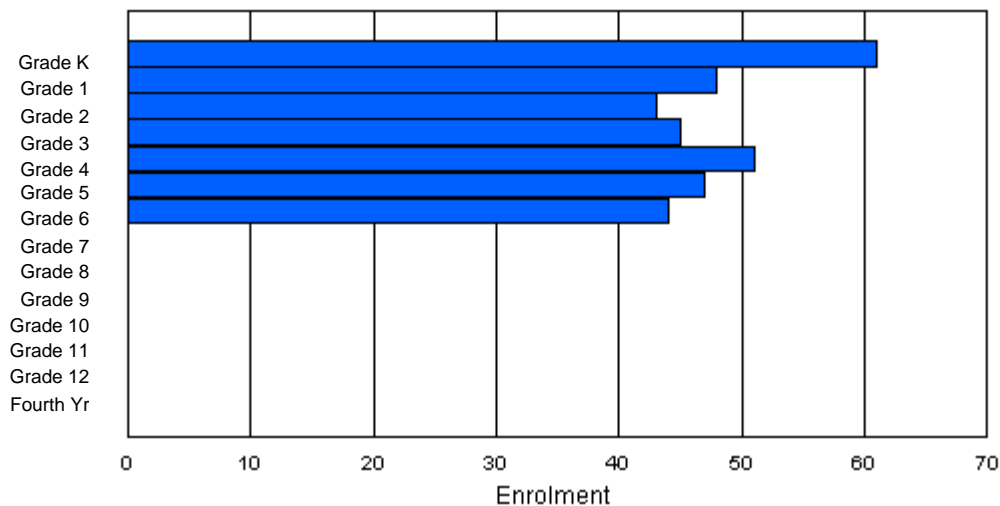
Enrolment By Age and Gender

Gender	Age																Total
	5	6	7	8	9	10	11	12	13	14	15	16	17	18	19	20>	
Male	32	28	17	20	32	24	23	3	0	0	0	0	0	0	0	0	179
Female	29	20	25	26	19	22	19	0	0	0	0	0	0	0	0	0	160
Total	61	48	42	46	51	46	42	3	0	0	0	0	0	0	0	0	339

Enrolment By Grade and Gender

Gender	Grade														Total
	K	1	2	3	4	5	6	7	8	9	10	11	12	4th	
Male	32	28	18	19	32	25	25	0	0	0	0	0	0	0	179
Female	29	20	25	26	19	22	19	0	0	0	0	0	0	0	160
Total	61	48	43	45	51	47	44	0	0	0	0	0	0	0	339

Enrolment By Grade
For 097



* Data from the 2007-2008 AGR(Enrolment/Age as of the last day in Sept./Dec.)

** Newfoundland Statistics Classification System

*** May include itinerant teachers

District 2 - Western

#099 - St. James' Regional High School, Channel-Port Aux Basques

Classification: Rural Community/Southern Region**
Offers Distance Education: No

Grades: 7-12

Number of Grades: 6

[School FTE PTR : 14.1](#)

[District FTE PTR : 11.6](#)

[Provincial FTE PTR : 12.7](#)

[FTE Teachers](#) *** : 26.0

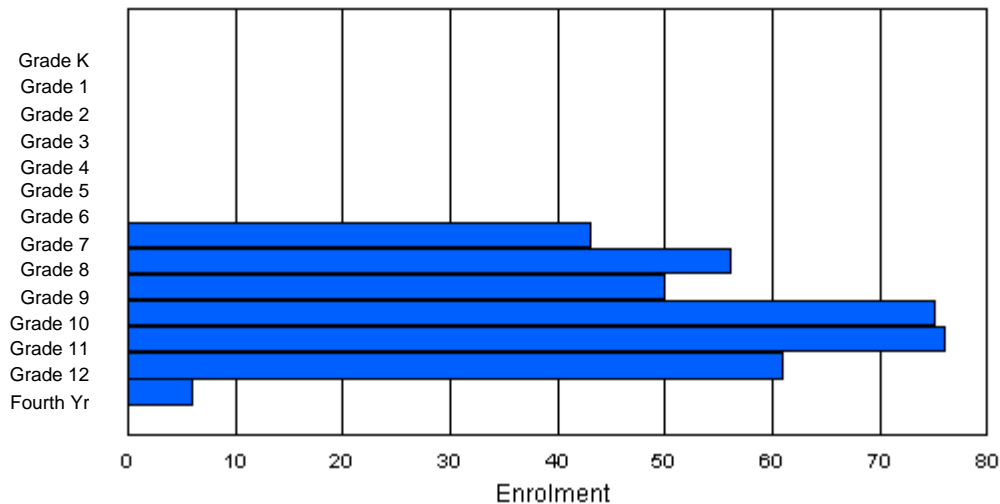
Enrolment By Age and Gender

Gender	Age																	Total
	5	6	7	8	9	10	11	12	13	14	15	16	17	18	19	20>		
Male	0	0	0	0	0	0	0	18	32	26	22	42	32	8	2	0	182	
Female	0	0	0	0	0	0	0	21	27	19	37	37	38	6	0	0	185	
Total	0	0	0	0	0	0	0	39	59	45	59	79	70	14	2	0	367	

Enrolment By Grade and Gender

Gender	Grade															Total
	K	1	2	3	4	5	6	7	8	9	10	11	12	4th		
Male	0	0	0	0	0	0	0	22	28	27	36	39	26	4	182	
Female	0	0	0	0	0	0	0	21	28	23	39	37	35	2	185	
Total	0	0	0	0	0	0	0	43	56	50	75	76	61	6	367	

Enrolment By Grade
For 099



* Data from the 2007-2008 AGR(Enrolment/Age as of the last day in Sept./Dec.)

** Newfoundland Statistics Classification System

*** May include itinerant teachers

District 2 - Western

#102 - All Saints All-Grade, Grey River

Classification: Rural Community/Southern Region**
Offers Distance Education: Yes

Grades: 3-5,7-11

Number of Grades: 8

[School FTE PTR : 6.5](#)

[District FTE PTR : 11.6](#)

[Provincial FTE PTR : 12.7](#)

[FTE Teachers](#) *** : 2.0

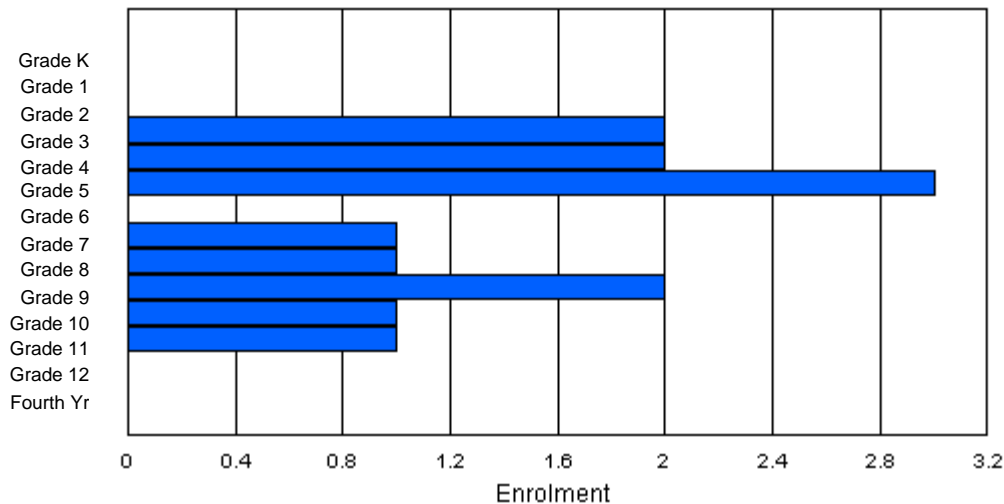
Enrolment By Age and Gender

Gender	Age																	Total
	5	6	7	8	9	10	11	12	13	14	15	16	17	18	19	20>		
Male	0	0	0	2	1	1	0	0	1	1	0	0	0	0	0	0	6	
Female	0	0	0	0	1	2	0	1	0	1	1	1	0	0	0	0	7	
Total	0	0	0	2	2	3	0	1	1	2	1	1	0	0	0	0	13	

Enrolment By Grade and Gender

Gender	Grade															Total
	K	1	2	3	4	5	6	7	8	9	10	11	12	4th		
Male	0	0	0	2	1	1	0	0	1	1	0	0	0	0	6	
Female	0	0	0	0	1	2	0	1	0	1	1	1	0	0	7	
Total	0	0	0	2	2	3	0	1	1	2	1	1	0	0	13	

Enrolment By Grade
For 102



* Data from the 2007-2008 AGR(Enrolment/Age as of the last day in Sept./Dec.)

** Newfoundland Statistics Classification System

*** May include itinerant teachers

District 2 - Western

#103 - LeGallais Memorial, Isle aux Morts

Classification: Rural Community/Southern Region**
Offers Distance Education: No

Grades: K-9 Number of Grades: 10

[School FTE PTR : 9.2](#)
[District FTE PTR : 11.6](#)
[Provincial FTE PTR : 12.7](#)

[FTE Teachers](#) *** : 7.5

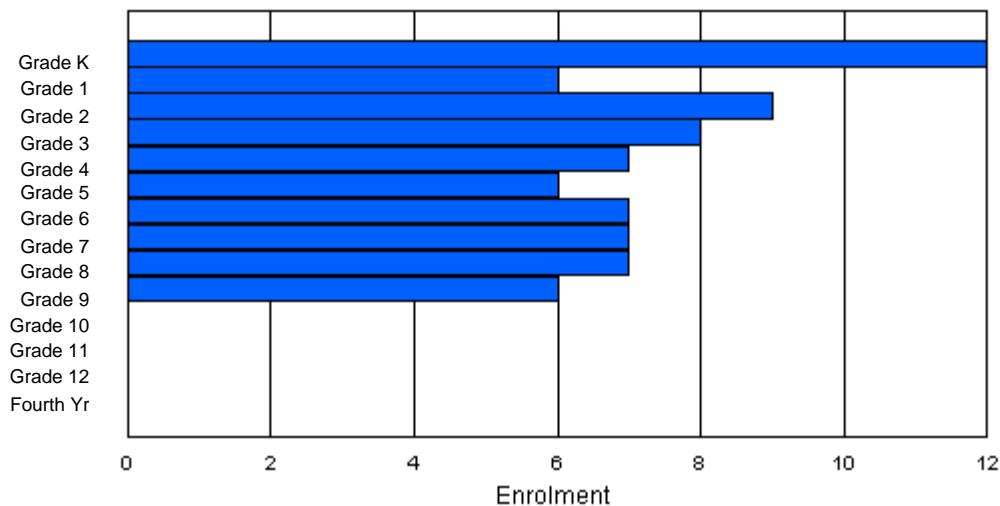
Enrolment By Age and Gender

Gender	Age																Total
	5	6	7	8	9	10	11	12	13	14	15	16	17	18	19	20>	
Male	4	5	4	3	2	4	3	6	2	5	0	0	0	0	0	0	38
Female	7	2	5	5	3	3	5	1	4	2	0	0	0	0	0	0	37
Total	11	7	9	8	5	7	8	7	6	7	0	0	0	0	0	0	75

Enrolment By Grade and Gender

Gender	Grade														Total
	K	1	2	3	4	5	6	7	8	9	10	11	12	4th	
Male	5	4	4	3	2	4	3	6	2	5	0	0	0	0	38
Female	7	2	5	5	5	2	4	1	5	1	0	0	0	0	37
Total	12	6	9	8	7	6	7	7	7	6	0	0	0	0	75

Enrolment By Grade
For 103



* Data from the 2007-2008 AGR(Enrolment/Age as of the last day in Sept./Dec.)

** Newfoundland Statistics Classification System

*** May include itinerant teachers

District 2 - Western

#104 - Douglas Academy, La Poile

Classification: Rural Community/Southern Region**
Offers Distance Education: Yes

Grades: Number of Grades: 4

[School FTE PTR : 9.0](#)
[District FTE PTR : 11.6](#)
[Provincial FTE PTR : 12.7](#)

[FTE Teachers](#) *** : 1.0

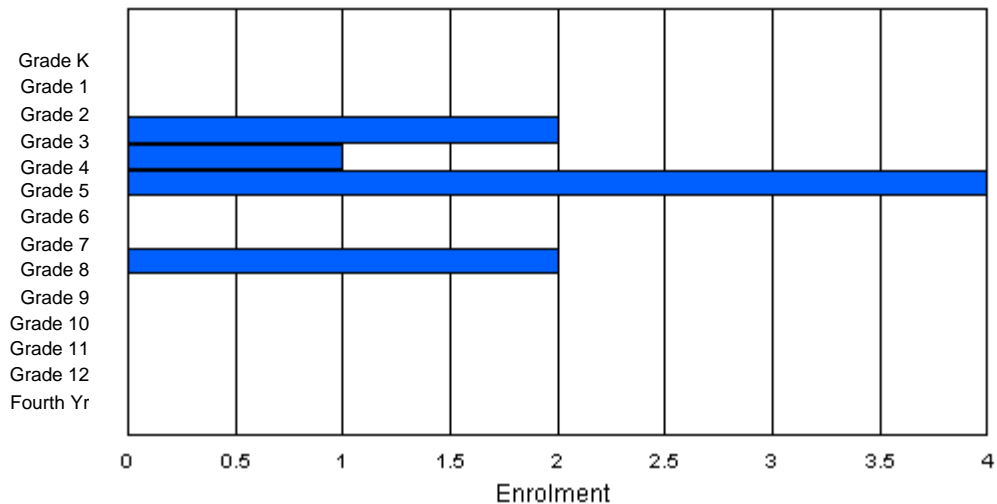
Enrolment By Age and Gender

Gender	Age																Total
	5	6	7	8	9	10	11	12	13	14	15	16	17	18	19	20>	
Male	0	0	0	2	0	1	0	0	1	0	0	0	0	0	0	0	4
Female	0	0	0	0	1	3	0	0	1	0	0	0	0	0	0	0	5
Total	0	0	0	2	1	4	0	0	2	0	0	0	0	0	0	0	9

Enrolment By Grade and Gender

Gender	Grade														Total
	K	1	2	3	4	5	6	7	8	9	10	11	12	4th	
Male	0	0	0	2	0	1	0	0	1	0	0	0	0	0	4
Female	0	0	0	0	1	3	0	0	1	0	0	0	0	0	5
Total	0	0	0	2	1	4	0	0	2	0	0	0	0	0	9

Enrolment By Grade
For 104



* Data from the 2007-2008 AGR(Enrolment/Age as of the last day in Sept./Dec.)

** Newfoundland Statistics Classification System

*** May include itinerant teachers

District 2 - Western

#106 - Lourdes Elementary, Lourdes

Classification: Rural Community/Western Region**
Offers Distance Education: No

Grades: K-8

Number of Grades: 9

[School FTE PTR : 12.3](#)

[District FTE PTR : 11.6](#)

[Provincial FTE PTR : 12.7](#)

[FTE Teachers](#) *** : 18.0

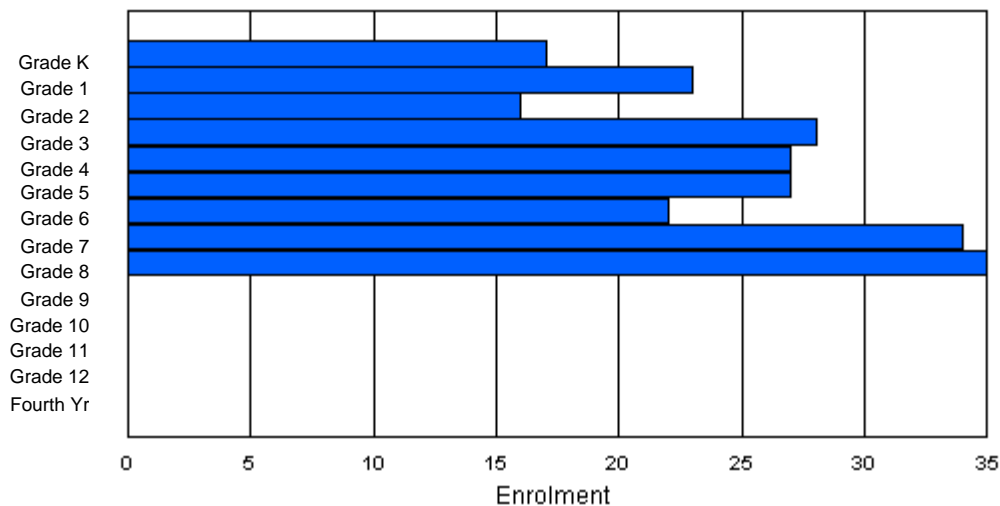
Enrolment By Age and Gender

Gender	Age																Total
	5	6	7	8	9	10	11	12	13	14	15	16	17	18	19	20>	
Male	8	17	9	14	17	16	10	14	18	0	0	0	0	0	0	0	123
Female	9	6	7	14	10	11	12	20	17	0	0	0	0	0	0	0	106
Total	17	23	16	28	27	27	22	34	35	0	0	0	0	0	0	0	229

Enrolment By Grade and Gender

Gender	Grade														Total
	K	1	2	3	4	5	6	7	8	9	10	11	12	4th	
Male	8	17	9	14	17	16	10	14	18	0	0	0	0	0	123
Female	9	6	7	14	10	11	12	20	17	0	0	0	0	0	106
Total	17	23	16	28	27	27	22	34	35	0	0	0	0	0	229

Enrolment By Grade
For 106



* Data from the 2007-2008 AGR(Enrolment/Age as of the last day in Sept./Dec.)

** Newfoundland Statistics Classification System

*** May include itinerant teachers

District 2 - Western

#110 - Piccadilly Central High, Piccadilly

Classification: Rural Community/Western Region**
Offers Distance Education: Yes

Grades: 9-12

Number of Grades: 4

[School FTE PTR : 12.5](#)

[District FTE PTR : 11.6](#)

[Provincial FTE PTR : 12.7](#)

[FTE Teachers](#) *** : 17.0

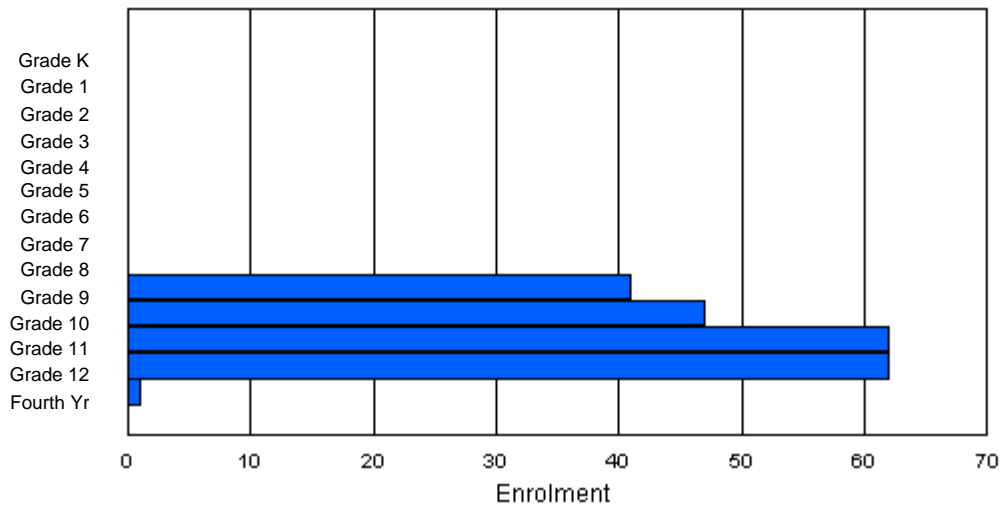
Enrolment By Age and Gender

Gender	Age																	Total
	5	6	7	8	9	10	11	12	13	14	15	16	17	18	19	20>		
Male	0	0	0	0	0	0	0	0	0	22	25	26	31	4	1	0	109	
Female	0	0	0	0	0	0	0	0	0	16	21	30	32	2	2	1	104	
Total	0	0	0	0	0	0	0	0	0	38	46	56	63	6	3	1	213	

Enrolment By Grade and Gender

Gender	Grade															Total
	K	1	2	3	4	5	6	7	8	9	10	11	12	4th		
Male	0	0	0	0	0	0	0	0	0	24	26	27	32	0	109	
Female	0	0	0	0	0	0	0	0	0	17	21	35	30	1	104	
Total	0	0	0	0	0	0	0	0	0	41	47	62	62	1	213	

Enrolment By Grade
For 110



* Data from the 2007-2008 AGR(Enrolment/Age as of the last day in Sept./Dec.)

** Newfoundland Statistics Classification System

*** May include itinerant teachers

District 2 - Western

#111 - St. Thomas Aquinas, Port au Port East

Classification: Rural Community/Western Region**
Offers Distance Education: No

Grades: K-8 Number of Grades: 9

[School FTE PTR : 9.0](#)
[District FTE PTR : 11.6](#)
[Provincial FTE PTR : 12.7](#)

[FTE Teachers](#) *** : 13.0

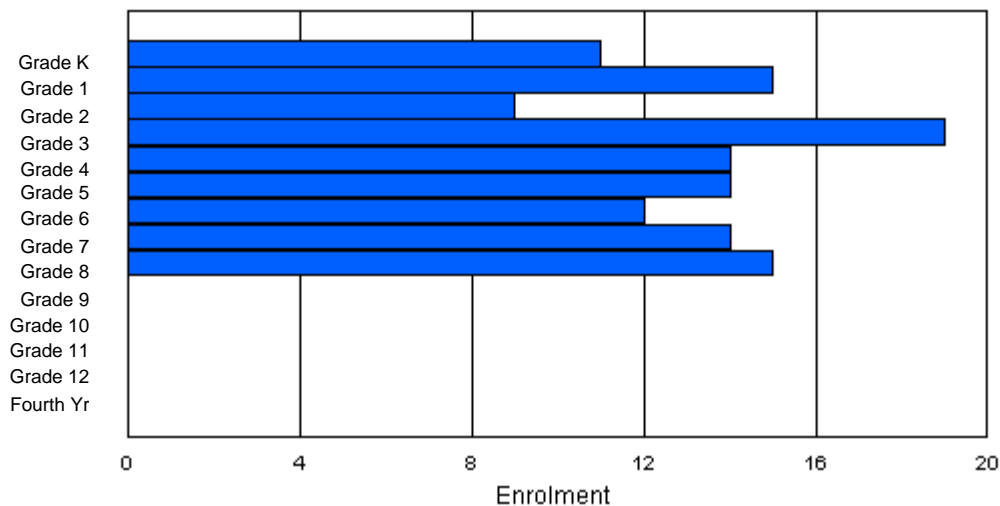
Enrolment By Age and Gender

Gender	Age																Total
	5	6	7	8	9	10	11	12	13	14	15	16	17	18	19	20>	
Male	3	7	6	12	5	8	8	7	7	0	0	0	0	0	0	0	63
Female	8	8	3	7	9	6	4	7	8	0	0	0	0	0	0	0	60
Total	11	15	9	19	14	14	12	14	15	0	0	0	0	0	0	0	123

Enrolment By Grade and Gender

Gender	Grade														Total
	K	1	2	3	4	5	6	7	8	9	10	11	12	4th	
Male	3	7	6	12	5	8	8	7	7	0	0	0	0	0	63
Female	8	8	3	7	9	6	4	7	8	0	0	0	0	0	60
Total	11	15	9	19	14	14	12	14	15	0	0	0	0	0	123

Enrolment By Grade
For 111



* Data from the 2007-2008 AGR(Enrolment/Age as of the last day in Sept./Dec.)

** Newfoundland Statistics Classification System

*** May include itinerant teachers

District 2 - Western

#113 - St. Boniface All Grade, Ramea

Classification: Rural Community/Southern Region**
Offers Distance Education: Yes

Grades: K-8,10-12 Number of Grades: 12

[School FTE PTR : 8.2](#)
[District FTE PTR : 11.6](#)
[Provincial FTE PTR : 12.7](#)

[FTE Teachers](#) *** : 8.5

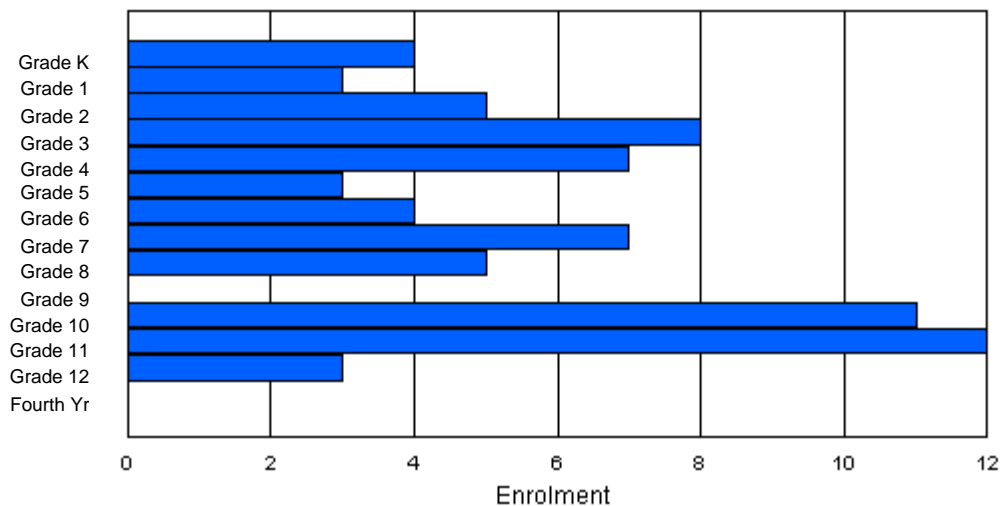
Enrolment By Age and Gender

Gender	Age																Total
	5	6	7	8	9	10	11	12	13	14	15	16	17	18	19	20>	
Male	2	1	2	2	3	2	2	1	2	0	5	5	3	0	0	0	30
Female	2	2	3	6	4	1	2	6	3	0	6	7	0	0	0	0	42
Total	4	3	5	8	7	3	4	7	5	0	11	12	3	0	0	0	72

Enrolment By Grade and Gender

Gender	K	Grade													Total
		1	2	3	4	5	6	7	8	9	10	11	12	4th	
Male	2	1	2	2	3	2	2	1	2	0	5	5	3	0	30
Female	2	2	3	6	4	1	2	6	3	0	6	7	0	0	42
Total	4	3	5	8	7	3	4	7	5	0	11	12	3	0	72

Enrolment By Grade
For 113



* Data from the 2007-2008 AGR(Enrolment/Age as of the last day in Sept./Dec.)

** Newfoundland Statistics Classification System

*** May include itinerant teachers

District 2 - Western

#115 - Our Lady of Mercy Elementary, St. George's

Classification: Rural Community/Western Region**
Offers Distance Education: No

Grades: K-8

Number of Grades: 9

[School FTE PTR : 10.4](#)

[District FTE PTR : 11.6](#)

[Provincial FTE PTR : 12.7](#)

[FTE Teachers](#) *** : 14.8

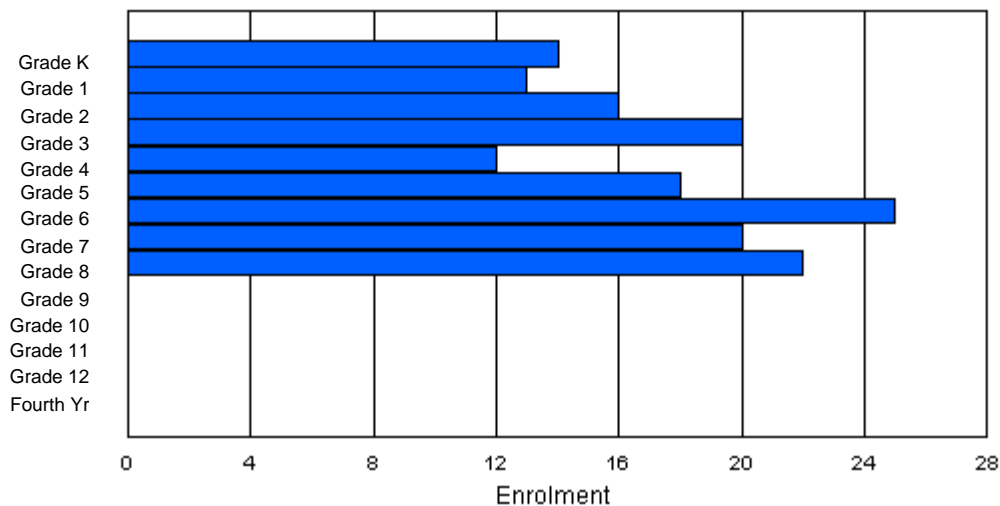
Enrolment By Age and Gender

Gender	Age																	Total
	5	6	7	8	9	10	11	12	13	14	15	16	17	18	19	20>		
Male	4	8	9	10	7	11	13	12	14	0	0	0	0	0	0	0	88	
Female	10	5	6	11	5	7	12	7	9	0	0	0	0	0	0	0	72	
Total	14	13	15	21	12	18	25	19	23	0	0	0	0	0	0	0	160	

Enrolment By Grade and Gender

Gender	Grade														Total
	K	1	2	3	4	5	6	7	8	9	10	11	12	4th	
Male	4	8	10	9	7	11	13	13	13	0	0	0	0	0	88
Female	10	5	6	11	5	7	12	7	9	0	0	0	0	0	72
Total	14	13	16	20	12	18	25	20	22	0	0	0	0	0	160

Enrolment By Grade
For 115



* Data from the 2007-2008 AGR(Enrolment/Age as of the last day in Sept./Dec.)

** Newfoundland Statistics Classification System

*** May include itinerant teachers

District 2 - Western

#116 - Appalachia High School, St. George's

Classification: Rural Community/Western Region**
Offers Distance Education: No

Grades: 9-12

Number of Grades: 4

[School FTE PTR : 14.4](#)

[District FTE PTR : 11.6](#)

[Provincial FTE PTR : 12.7](#)

[FTE Teachers](#) *** : 18.0

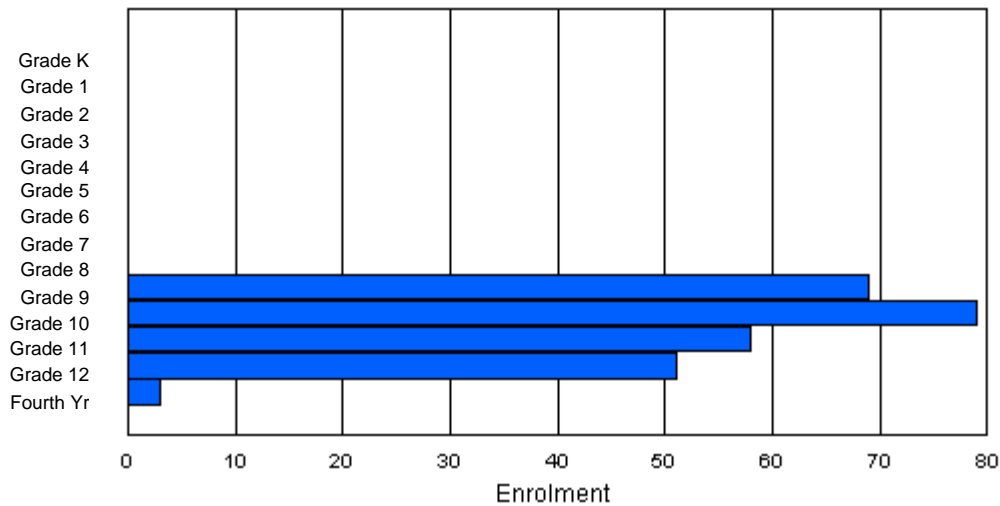
Enrolment By Age and Gender

Gender	Age																	Total
	5	6	7	8	9	10	11	12	13	14	15	16	17	18	19	20>		
Male	0	0	0	0	0	0	0	0	0	35	31	36	28	14	2	0	146	
Female	0	0	0	0	0	0	0	0	0	26	35	25	25	3	0	0	114	
Total	0	0	0	0	0	0	0	0	0	61	66	61	53	17	2	0	260	

Enrolment By Grade and Gender

Gender	Grade															Total
	K	1	2	3	4	5	6	7	8	9	10	11	12	4th		
Male	0	0	0	0	0	0	0	0	0	38	42	35	28	3	146	
Female	0	0	0	0	0	0	0	0	0	31	37	23	23	0	114	
Total	0	0	0	0	0	0	0	0	0	69	79	58	51	3	260	

Enrolment By Grade
For 116



* Data from the 2007-2008 AGR(Enrolment/Age as of the last day in Sept./Dec.)

** Newfoundland Statistics Classification System

*** May include itinerant teachers

District 2 - Western

#118 - Stephenville Elementary, Stephenville

Classification: Urban Community/Western Region**
Offers Distance Education: No

Grades: 4-5

Number of Grades: 2

[School FTE PTR : 13.6](#)

[District FTE PTR : 11.6](#)

[Provincial FTE PTR : 12.7](#)

[FTE Teachers](#) *** : 14.0

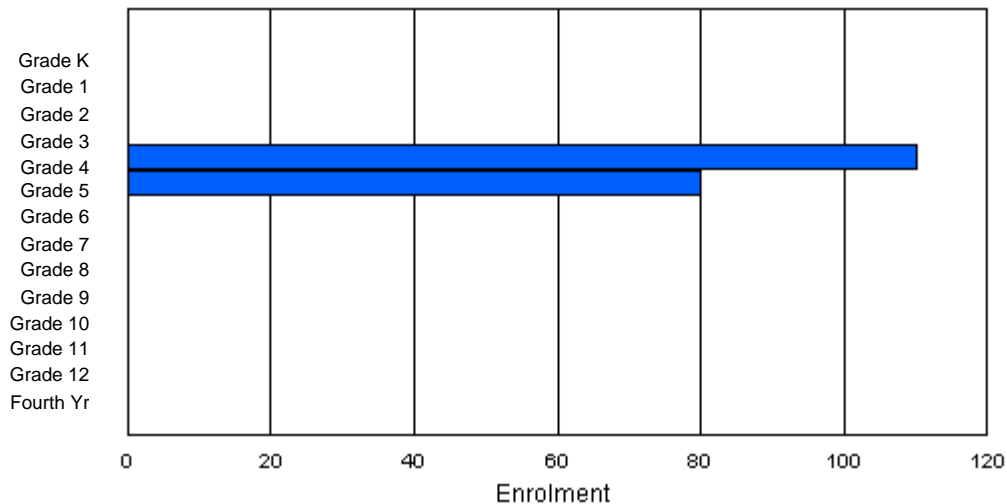
Enrolment By Age and Gender

Gender	Age																	Total
	5	6	7	8	9	10	11	12	13	14	15	16	17	18	19	20>		
Male	0	0	0	0	50	37	1	0	0	0	0	0	0	0	0	0	88	
Female	0	0	0	0	52	46	4	0	0	0	0	0	0	0	0	0	102	
Total	0	0	0	0	102	83	5	0	0	0	0	0	0	0	0	0	190	

Enrolment By Grade and Gender

Gender	Grade															Total
	K	1	2	3	4	5	6	7	8	9	10	11	12	4th		
Male	0	0	0	0	55	33	0	0	0	0	0	0	0	0	88	
Female	0	0	0	0	55	47	0	0	0	0	0	0	0	0	102	
Total	0	0	0	0	110	80	0	0	0	0	0	0	0	0	190	

Enrolment By Grade
For 118



* Data from the 2007-2008 AGR(Enrolment/Age as of the last day in Sept./Dec.)

** Newfoundland Statistics Classification System

*** May include itinerant teachers

District 2 - Western

#119 - Stephenville High, Stephenville

Classification: Urban Community/Western Region**
Offers Distance Education: No

Grades: 9-12

Number of Grades: 4

[School FTE PTR : 16.3](#)

[District FTE PTR : 11.6](#)

[Provincial FTE PTR : 12.7](#)

[FTE Teachers](#) *** : 37.8

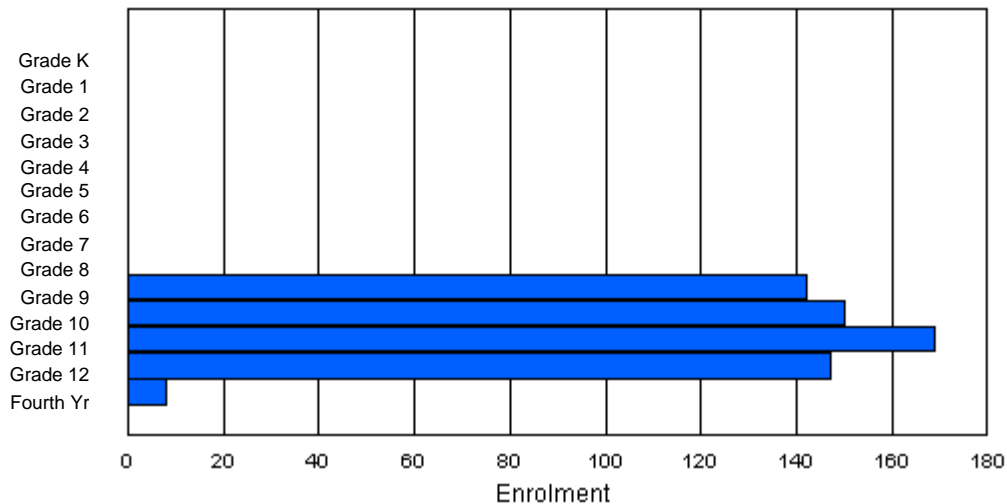
Enrolment By Age and Gender

Gender	Age																	Total
	5	6	7	8	9	10	11	12	13	14	15	16	17	18	19	20>		
Male	0	0	0	0	0	0	0	0	1	68	79	85	86	12	0	1	332	
Female	0	0	0	0	0	0	0	0	0	58	72	73	66	15	0	0	284	
Total	0	0	0	0	0	0	0	0	1	126	151	158	152	27	0	1	616	

Enrolment By Grade and Gender

Gender	Grade															Total
	K	1	2	3	4	5	6	7	8	9	10	11	12	4th		
Male	0	0	0	0	0	0	0	0	0	78	79	95	77	3	332	
Female	0	0	0	0	0	0	0	0	0	64	71	74	70	5	284	
Total	0	0	0	0	0	0	0	0	0	142	150	169	147	8	616	

Enrolment By Grade
For 119



* Data from the 2007-2008 AGR(Enrolment/Age as of the last day in Sept./Dec.)

** Newfoundland Statistics Classification System

*** May include itinerant teachers

District 2 - Western

#120 - Stephenville Primary, Stephenville

Classification: Urban Community/Western Region**
Offers Distance Education: No

Grades: K-3

Number of Grades: 4

[School FTE PTR : 12.3](#)

[District FTE PTR : 11.6](#)

[Provincial FTE PTR : 12.7](#)

[FTE Teachers](#) *** : 24.0

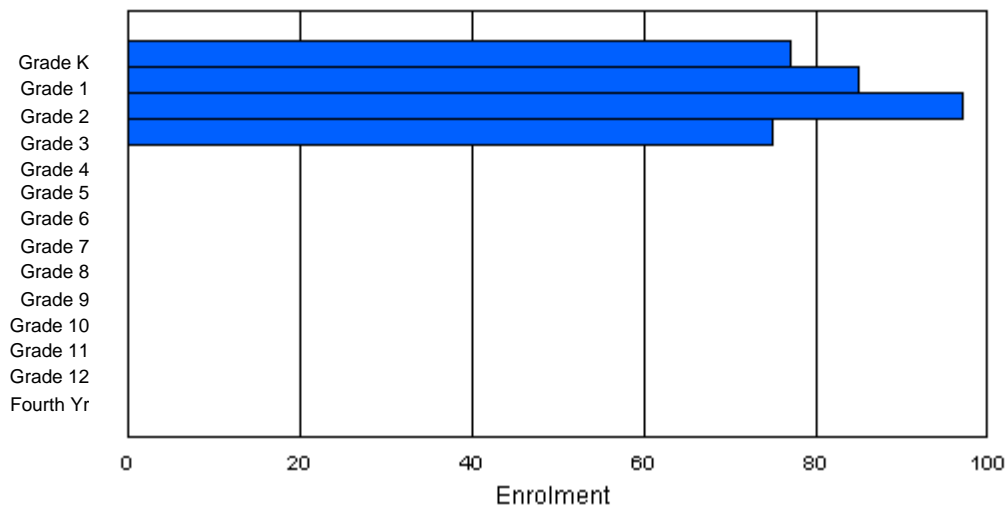
Enrolment By Age and Gender

Gender	Age																Total
	5	6	7	8	9	10	11	12	13	14	15	16	17	18	19	20>	
Male	46	32	53	40	3	0	0	0	0	0	0	0	0	0	0	0	174
Female	31	53	42	33	1	0	0	0	0	0	0	0	0	0	0	0	160
Total	77	85	95	73	4	0	0	0	0	0	0	0	0	0	0	0	334

Enrolment By Grade and Gender

Gender	Grade														Total
	K	1	2	3	4	5	6	7	8	9	10	11	12	4th	
Male	46	32	54	42	0	0	0	0	0	0	0	0	0	0	174
Female	31	53	43	33	0	0	0	0	0	0	0	0	0	0	160
Total	77	85	97	75	0	0	0	0	0	0	0	0	0	0	334

Enrolment By Grade
For 120



* Data from the 2007-2008 AGR(Enrolment/Age as of the last day in Sept./Dec.)

** Newfoundland Statistics Classification System

*** May include itinerant teachers

District 2 - Western

#123 - St. Michael's Elementary, Stephenville Crossing

Classification: Rural Community/Western Region**
Offers Distance Education: No

Grades: K-8 Number of Grades: 9

[School FTE PTR : 10.2](#)
[District FTE PTR : 11.6](#)
[Provincial FTE PTR : 12.7](#)

[FTE Teachers](#) *** : 17.3

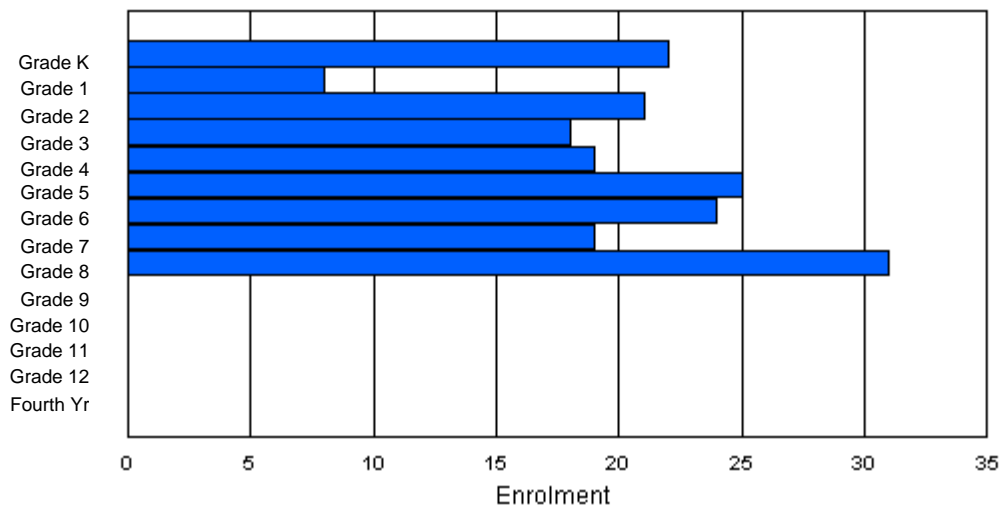
Enrolment By Age and Gender

Gender	Age																	Total
	5	6	7	8	9	10	11	12	13	14	15	16	17	18	19	20>		
Male	10	3	8	9	8	15	17	9	21	0	0	0	0	0	0	0	100	
Female	12	5	12	9	11	7	9	10	11	1	0	0	0	0	0	0	87	
Total	22	8	20	18	19	22	26	19	32	1	0	0	0	0	0	0	187	

Enrolment By Grade and Gender

Gender	Grade															Total
	K	1	2	3	4	5	6	7	8	9	10	11	12	4th		
Male	10	3	9	8	9	18	14	10	19	0	0	0	0	0	100	
Female	12	5	12	10	10	7	10	9	12	0	0	0	0	0	87	
Total	22	8	21	18	19	25	24	19	31	0	0	0	0	0	187	

Enrolment By Grade
For 123



* Data from the 2007-2008 AGR(Enrolment/Age as of the last day in Sept./Dec.)

** Newfoundland Statistics Classification System

*** May include itinerant teachers

District 2 - Western

#137 - St. Simon and St. Jude Academy, Francois

Classification: Rural Community/Southern Region**
Offers Distance Education: Yes

Grades: 1-6,8-11 Number of Grades: 10

[School FTE PTR : 5.5](#)
[District FTE PTR : 11.6](#)
[Provincial FTE PTR : 12.7](#)

[FTE Teachers](#) *** : 4.0

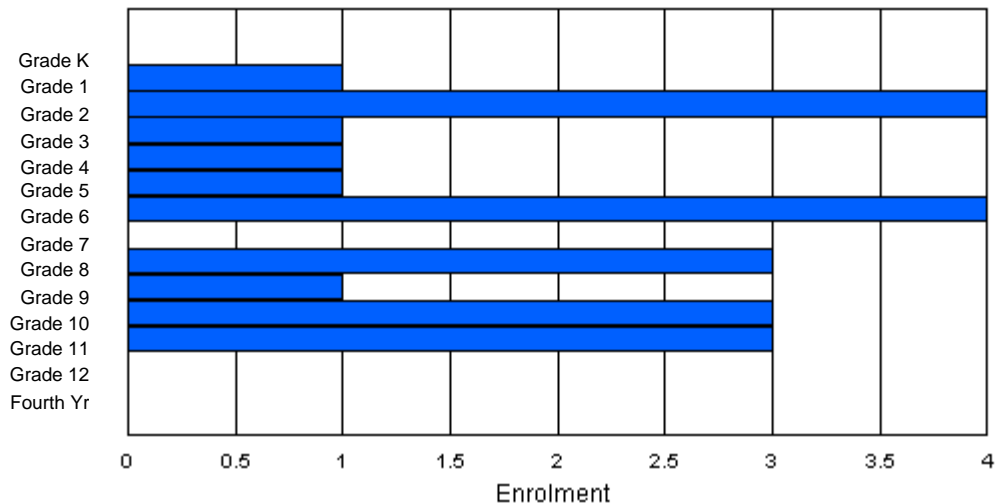
Enrolment By Age and Gender

Gender	Age																	Total
	5	6	7	8	9	10	11	12	13	14	15	16	17	18	19	20>		
Male	0	0	3	0	1	0	3	0	3	0	1	1	1	0	0	0	13	
Female	0	1	1	1	0	1	1	0	0	1	1	2	0	0	0	9		
Total	0	1	4	1	1	1	4	0	3	1	2	3	1	0	0	0	22	

Enrolment By Grade and Gender

Gender	Grade															Total
	K	1	2	3	4	5	6	7	8	9	10	11	12	4th		
Male	0	0	3	0	1	0	3	0	3	0	2	1	0	0	13	
Female	0	1	1	1	0	1	1	0	0	1	1	2	0	0	9	
Total	0	1	4	1	1	1	4	0	3	1	3	3	0	0	22	

Enrolment By Grade
For 137



* Data from the 2007-2008 AGR(Enrolment/Age as of the last day in Sept./Dec.)

** Newfoundland Statistics Classification System

*** May include itinerant teachers

District 2 - Western

#387 - Bayview Regional Collegiate, St. Lunaire

Classification: Rural Community/Western Region**
Offers Distance Education: Yes

Grades: 7-12

Number of Grades: 6

[School FTE PTR : 8.6](#)

[District FTE PTR : 11.6](#)

[Provincial FTE PTR : 12.7](#)

[FTE Teachers](#) *** : 8.5

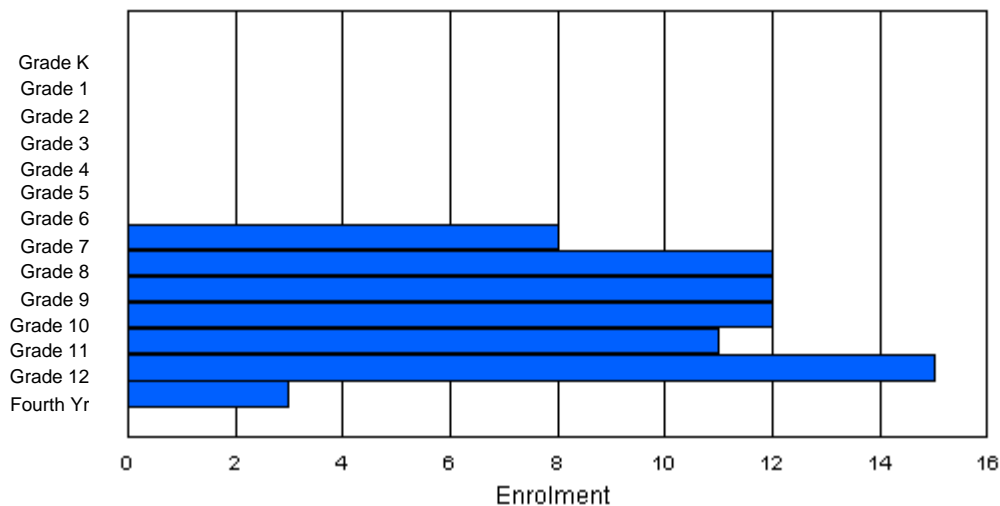
Enrolment By Age and Gender

Gender	Age																	Total
	5	6	7	8	9	10	11	12	13	14	15	16	17	18	19	20>		
Male	0	0	0	0	0	0	0	3	7	5	8	3	8	1	2	0	37	
Female	0	0	0	0	0	0	0	5	5	6	5	6	5	3	1	0	36	
Total	0	0	0	0	0	0	0	8	12	11	13	9	13	4	3	0	73	

Enrolment By Grade and Gender

Gender	Grade															Total
	K	1	2	3	4	5	6	7	8	9	10	11	12	4th		
Male	0	0	0	0	0	0	0	3	7	6	7	4	9	1	37	
Female	0	0	0	0	0	0	0	5	5	6	5	7	6	2	36	
Total	0	0	0	0	0	0	0	8	12	12	12	11	15	3	73	

Enrolment By Grade
For 387



* Data from the 2007-2008 AGR(Enrolment/Age as of the last day in Sept./Dec.)

** Newfoundland Statistics Classification System

*** May include itinerant teachers

District 2 - Western

#388 - Long Range Academy, Cow Head

Classification: Rural Community/Western Region**
Offers Distance Education: Yes

Grades: K-12

Number of Grades: 13

[School FTE PTR : 10.1](#)

[District FTE PTR : 11.6](#)

[Provincial FTE PTR : 12.7](#)

[FTE Teachers](#) *** : 19.0

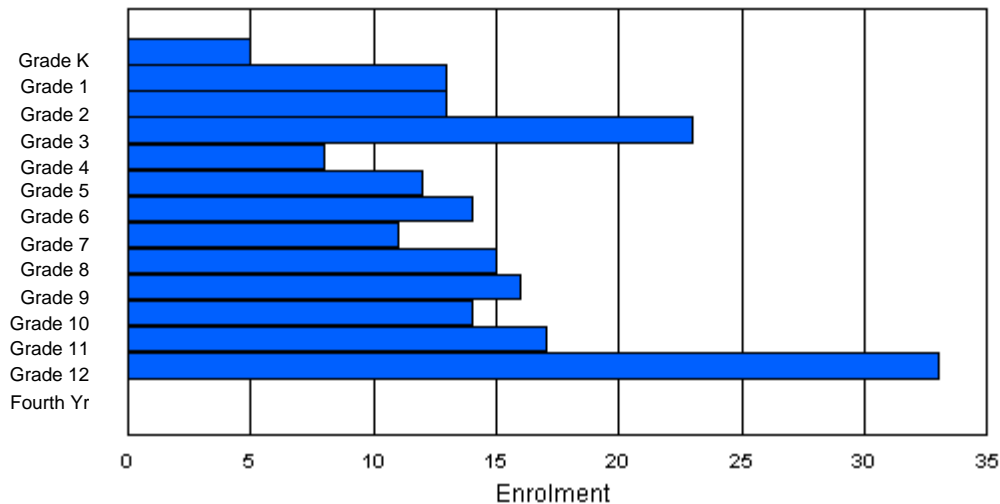
Enrolment By Age and Gender

Gender	Age																	Total
	5	6	7	8	9	10	11	12	13	14	15	16	17	18	19	20>		
Male	2	4	8	10	5	6	10	6	7	9	6	8	12	4	1	0	98	
Female	3	9	5	12	2	7	4	6	7	8	6	9	17	1	0	0	96	
Total	5	13	13	22	7	13	14	12	14	17	12	17	29	5	1	0	194	

Enrolment By Grade and Gender

Gender	Grade															Total
	K	1	2	3	4	5	6	7	8	9	10	11	12	4th		
Male	2	4	8	11	4	7	10	5	8	8	7	9	15	0	98	
Female	3	9	5	12	4	5	4	6	7	8	7	8	18	0	96	
Total	5	13	13	23	8	12	14	11	15	16	14	17	33	0	194	

Enrolment By Grade
For 388



* Data from the 2007-2008 AGR(Enrolment/Age as of the last day in Sept./Dec.)

** Newfoundland Statistics Classification System

*** May include itinerant teachers

District 2 - Western

#389 - Elwood Elementary, Deer Lake

Classification: Rural Community/Western Region**
Offers Distance Education: No

Grades: K-5

Number of Grades: 6

[School FTE PTR : 13.6](#)

[District FTE PTR : 11.6](#)

[Provincial FTE PTR : 12.7](#)

[FTE Teachers](#) *** : 26.0

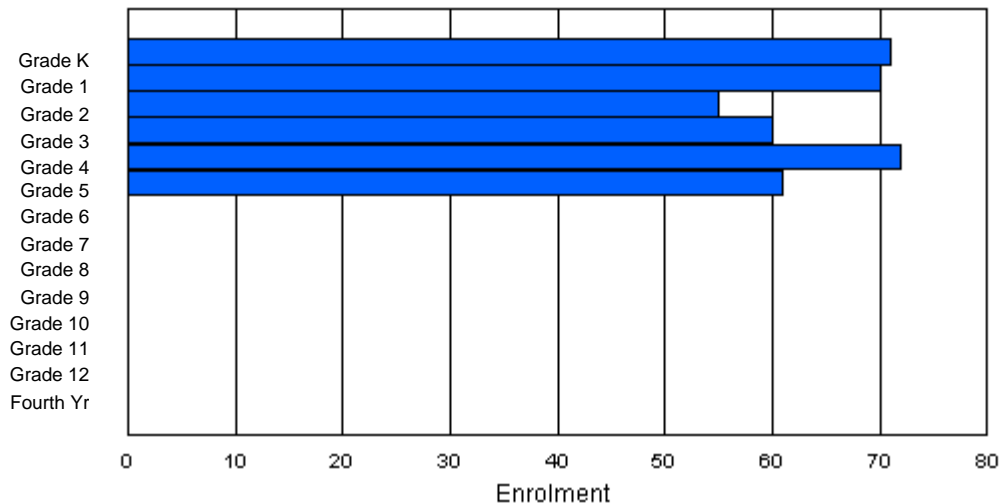
Enrolment By Age and Gender

Gender	Age																	Total
	5	6	7	8	9	10	11	12	13	14	15	16	17	18	19	20>		
Male	40	31	23	30	43	31	1	0	0	0	0	0	0	0	0	0	199	
Female	28	38	31	32	32	27	2	0	0	0	0	0	0	0	0	0	190	
Total	68	69	54	62	75	58	3	0	0	0	0	0	0	0	0	0	389	

Enrolment By Grade and Gender

Gender	Grade															Total
	K	1	2	3	4	5	6	7	8	9	10	11	12	4th		
Male	42	31	24	29	41	32	0	0	0	0	0	0	0	0	199	
Female	29	39	31	31	31	29	0	0	0	0	0	0	0	0	190	
Total	71	70	55	60	72	61	0	0	0	0	0	0	0	0	389	

Enrolment By Grade
For 389



* Data from the 2007-2008 AGR(Enrolment/Age as of the last day in Sept./Dec.)

** Newfoundland Statistics Classification System

*** May include itinerant teachers

District 2 - Western

#390 - Elwood High School, Deer Lake

Classification: Rural Community/Western Region**
Offers Distance Education: No

Grades: 10-12

Number of Grades: 3

[School FTE PTR : 15.5](#)

[District FTE PTR : 11.6](#)

[Provincial FTE PTR : 12.7](#)

[FTE Teachers](#) *** : 20.0

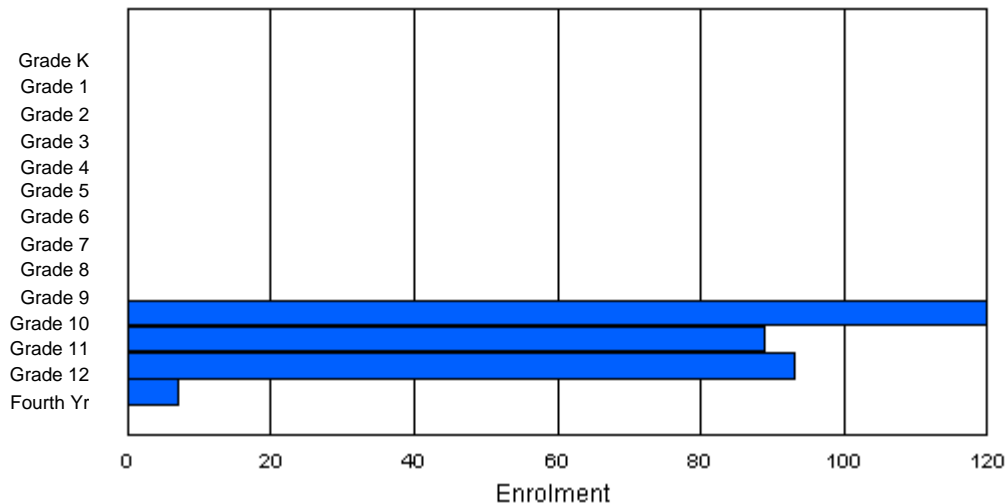
Enrolment By Age and Gender

Gender	Age																	Total
	5	6	7	8	9	10	11	12	13	14	15	16	17	18	19	20>		
Male	0	0	0	0	0	0	0	0	0	1	51	58	47	11	2	1	171	
Female	0	0	0	0	0	0	0	0	0	0	43	39	47	7	1	1	138	
Total	0	0	0	0	0	0	0	0	0	1	94	97	94	18	3	2	309	

Enrolment By Grade and Gender

Gender	Grade															Total
	K	1	2	3	4	5	6	7	8	9	10	11	12	4th		
Male	0	0	0	0	0	0	0	0	0	0	71	49	47	4	171	
Female	0	0	0	0	0	0	0	0	0	0	49	40	46	3	138	
Total	0	0	0	0	0	0	0	0	0	0	120	89	93	7	309	

Enrolment By Grade
For 390



* Data from the 2007-2008 AGR(Enrolment/Age as of the last day in Sept./Dec.)

** Newfoundland Statistics Classification System

*** May include itinerant teachers

District 2 - Western

#391 - Xavier Junior High, Deer Lake

Classification: Rural Community/Western Region**
Offers Distance Education: No

Grades: 6-9

Number of Grades: 4

[School FTE PTR : 15.2](#)

[District FTE PTR : 11.6](#)

[Provincial FTE PTR : 12.7](#)

[FTE Teachers](#) *** : 22.5

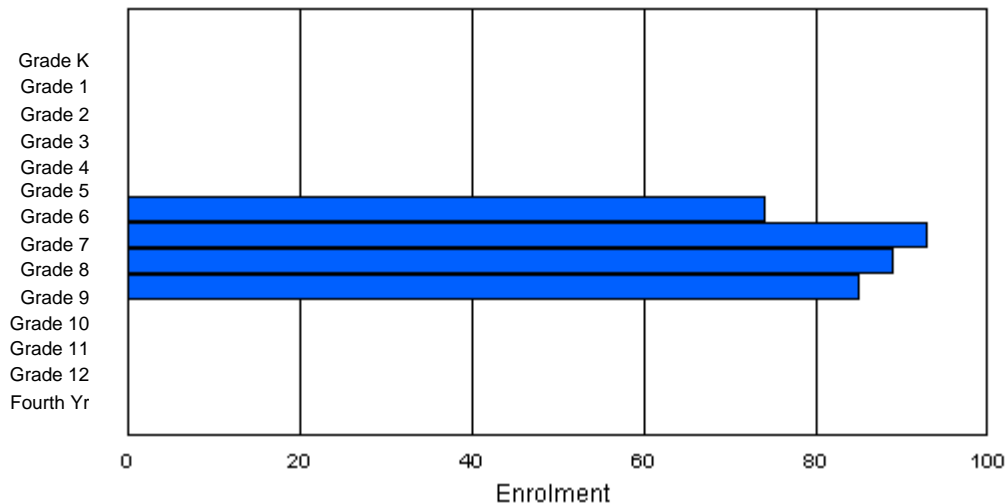
Enrolment By Age and Gender

Gender	Age																Total
	5	6	7	8	9	10	11	12	13	14	15	16	17	18	19	20>	
Male	0	0	0	0	0	0	35	53	35	36	7	0	0	0	0	0	166
Female	0	0	0	0	0	0	37	38	54	44	2	0	0	0	0	0	175
Total	0	0	0	0	0	0	72	91	89	80	9	0	0	0	0	0	341

Enrolment By Grade and Gender

Gender	Grade														Total
	K	1	2	3	4	5	6	7	8	9	10	11	12	4th	
Male	0	0	0	0	0	0	36	53	38	39	0	0	0	0	166
Female	0	0	0	0	0	0	38	40	51	46	0	0	0	0	175
Total	0	0	0	0	0	0	74	93	89	85	0	0	0	0	341

Enrolment By Grade
For 391



* Data from the 2007-2008 AGR(Enrolment/Age as of the last day in Sept./Dec.)

** Newfoundland Statistics Classification System

*** May include itinerant teachers

District 2 - Western

#393 - Bonne Bay Academy, Woody Point

Classification: Rural Community/Western Region**
Offers Distance Education: Yes

Grades: K-12

Number of Grades: 13

[School FTE PTR : 7.6](#)

[District FTE PTR : 11.6](#)

[Provincial FTE PTR : 12.7](#)

[FTE Teachers](#) *** : 9.5

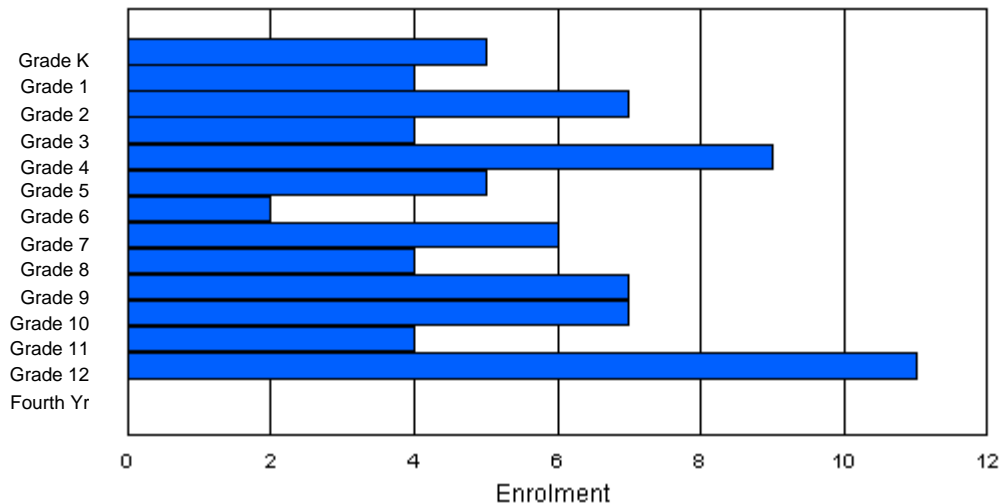
Enrolment By Age and Gender

Gender	Age																	Total
	5	6	7	8	9	10	11	12	13	14	15	16	17	18	19	20>		
Male	4	2	5	1	6	2	0	1	2	4	5	2	5	0	0	0	39	
Female	1	2	2	3	3	3	2	5	2	3	2	2	6	0	0	0	36	
Total	5	4	7	4	9	5	2	6	4	7	7	4	11	0	0	0	75	

Enrolment By Grade and Gender

Gender	Grade															Total
	K	1	2	3	4	5	6	7	8	9	10	11	12	4th		
Male	4	2	5	1	6	2	0	1	2	4	5	2	5	0	39	
Female	1	2	2	3	3	3	2	5	2	3	2	2	6	0	36	
Total	5	4	7	4	9	5	2	6	4	7	7	4	11	0	75	

Enrolment By Grade
For 393



* Data from the 2007-2008 AGR(Enrolment/Age as of the last day in Sept./Dec.)

** Newfoundland Statistics Classification System

*** May include itinerant teachers

District 2 - Western

#394 - E.A. Butler All Grade, McKay's

Classification: Rural Community/Western Region**
Offers Distance Education: Yes

Grades: K-12

Number of Grades: 13

[School FTE PTR : 9.6](#)

[District FTE PTR : 11.6](#)

[Provincial FTE PTR : 12.7](#)

[FTE Teachers](#) *** : 15.5

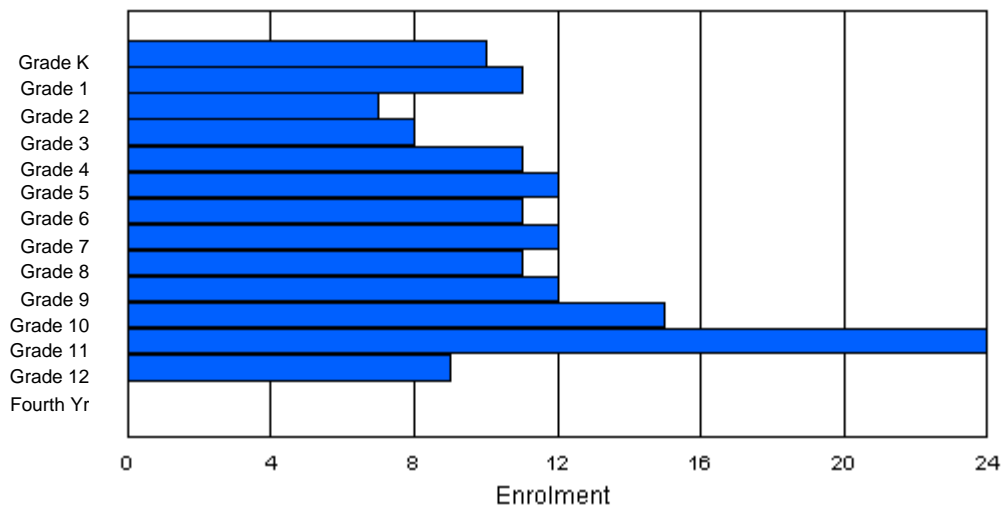
Enrolment By Age and Gender

Gender	Age																	Total
	5	6	7	8	9	10	11	12	13	14	15	16	17	18	19	20>		
Male	6	5	3	3	7	5	6	8	5	6	5	8	10	0	0	0	77	
Female	4	6	4	5	4	6	4	6	5	6	8	14	4	0	0	0	76	
Total	10	11	7	8	11	11	10	14	10	12	13	22	14	0	0	0	153	

Enrolment By Grade and Gender

Gender	Grade															Total
	K	1	2	3	4	5	6	7	8	9	10	11	12	4th		
Male	6	5	3	3	7	6	6	7	6	6	6	11	5	0	77	
Female	4	6	4	5	4	6	5	5	5	6	9	13	4	0	76	
Total	10	11	7	8	11	12	11	12	11	12	15	24	9	0	153	

Enrolment By Grade
For 394



* Data from the 2007-2008 AGR(Enrolment/Age as of the last day in Sept./Dec.)

** Newfoundland Statistics Classification System

*** May include itinerant teachers

District 2 - Western

#396 - Stephenville Middle School, Stephenville

Classification: Urban Community/Western Region**
Offers Distance Education: No

Grades: 6-8 Number of Grades: 3

[School FTE PTR : 13.8](#)
[District FTE PTR : 11.6](#)
[Provincial FTE PTR : 12.7](#)

[FTE Teachers](#) *** : 23.0

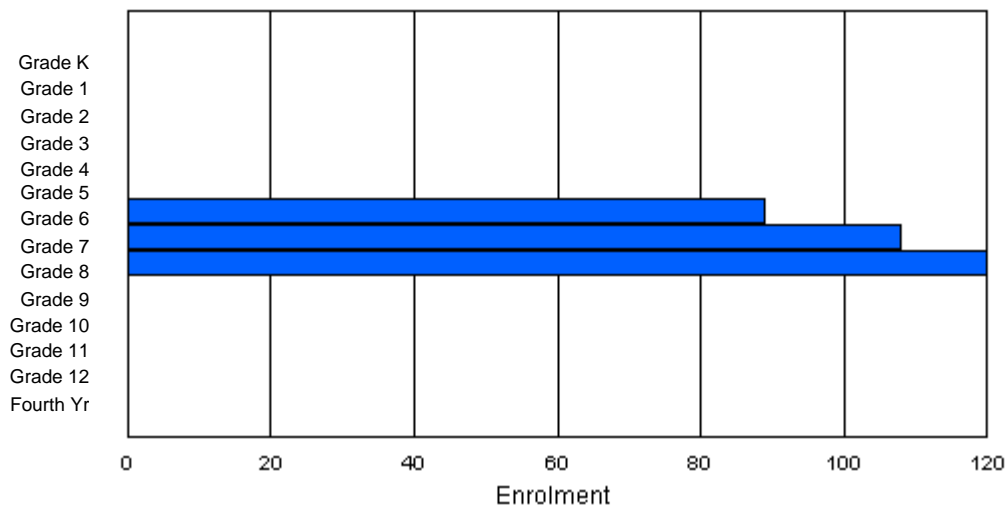
Enrolment By Age and Gender

Gender	Age																Total
	5	6	7	8	9	10	11	12	13	14	15	16	17	18	19	20>	
Male	0	0	0	0	0	0	43	56	62	5	0	0	0	0	0	0	166
Female	0	0	0	0	0	0	45	45	60	1	0	0	0	0	0	0	151
Total	0	0	0	0	0	0	88	101	122	6	0	0	0	0	0	0	317

Enrolment By Grade and Gender

Gender	Grade														Total
	K	1	2	3	4	5	6	7	8	9	10	11	12	4th	
Male	0	0	0	0	0	0	43	62	61	0	0	0	0	0	166
Female	0	0	0	0	0	0	46	46	59	0	0	0	0	0	151
Total	0	0	0	0	0	0	89	108	120	0	0	0	0	0	317

Enrolment By Grade
For 396



* Data from the 2007-2008 AGR(Enrolment/Age as of the last day in Sept./Dec.)

** Newfoundland Statistics Classification System

*** May include itinerant teachers

District 2 - Western

#397 - Belanger Memorial School, Upper Ferry

Classification: Rural Community/Western Region**
Offers Distance Education: Yes

Grades: K-12 Number of Grades: 13

[School FTE PTR : 10.0](#)
[District FTE PTR : 11.6](#)
[Provincial FTE PTR : 12.7](#)

[FTE Teachers](#) *** : 20.0

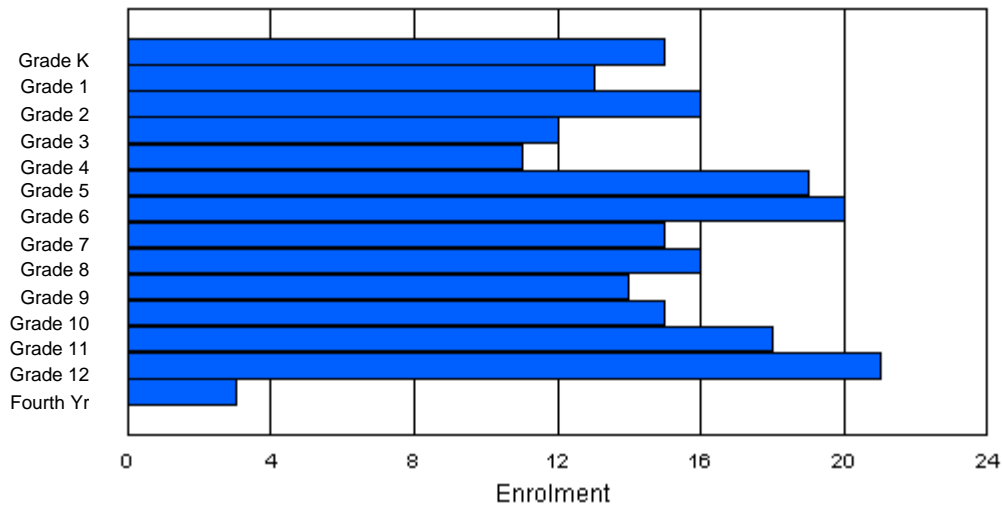
Enrolment By Age and Gender

Gender	Age																	Total
	5	6	7	8	9	10	11	12	13	14	15	16	17	18	19	20>		
Male	9	7	13	7	6	13	10	10	6	4	9	7	10	3	0	0	114	
Female	6	5	3	5	5	7	9	4	12	9	5	11	10	2	1	0	94	
Total	15	12	16	12	11	20	19	14	18	13	14	18	20	5	1	0	208	

Enrolment By Grade and Gender

Gender	Grade														Total
	K	1	2	3	4	5	6	7	8	9	10	11	12	4th	
Male	9	8	13	7	6	12	11	10	5	5	9	8	11	0	114
Female	6	5	3	5	5	7	9	5	11	9	6	10	10	3	94
Total	15	13	16	12	11	19	20	15	16	14	15	18	21	3	208

Enrolment By Grade
For 397



* Data from the 2007-2008 AGR(Enrolment/Age as of the last day in Sept./Dec.)

** Newfoundland Statistics Classification System

*** May include itinerant teachers

District 2 - Western

#463 - Pathfinder/Directions Alternative School, Stephenville

Classification: Urban Community/Western Region**
Offers Distance Education: Yes

Grades: 7,9-12

Number of Grades: 5

[School FTE PTR : 5.3](#)

[District FTE PTR : 11.6](#)

[Provincial FTE PTR : 12.7](#)

[FTE Teachers](#) *** : 4.0

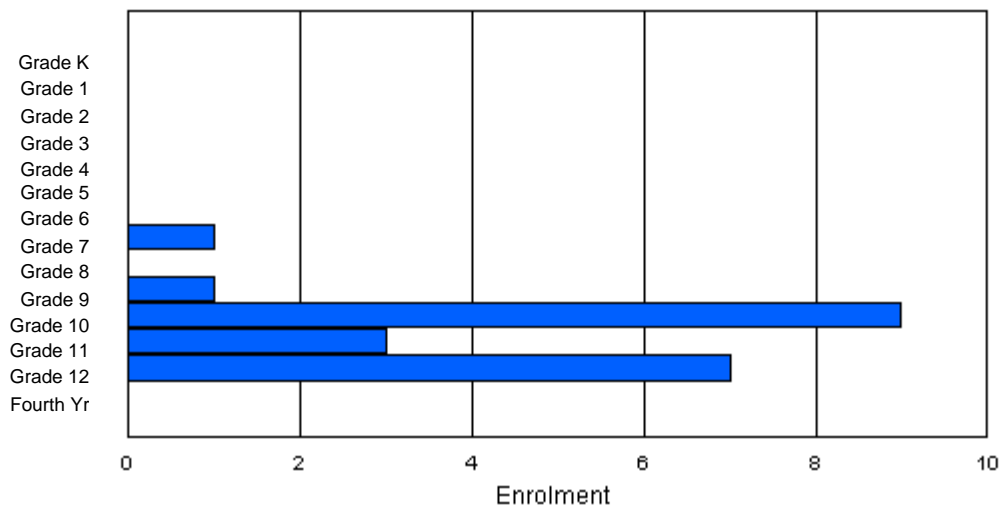
Enrolment By Age and Gender

Gender	Age																	Total
	5	6	7	8	9	10	11	12	13	14	15	16	17	18	19	20>		
Male	0	0	0	0	0	0	0	1	0	1	1	1	2	4	0	1	11	
Female	0	0	0	0	0	0	0	0	0	0	1	2	1	2	2	2	10	
Total	0	0	0	0	0	0	0	1	0	1	2	3	3	6	2	3	21	

Enrolment By Grade and Gender

Gender	Grade															Total
	K	1	2	3	4	5	6	7	8	9	10	11	12	4th		
Male	0	0	0	0	0	0	0	1	0	1	5	1	3	0	11	
Female	0	0	0	0	0	0	0	0	0	0	4	2	4	0	10	
Total	0	0	0	0	0	0	0	1	0	1	9	3	7	0	21	

Enrolment By Grade
For 463



* Data from the 2007-2008 AGR(Enrolment/Age as of the last day in Sept./Dec.)

** Newfoundland Statistics Classification System

*** May include itinerant teachers

District 2 - Western

#474 - Cloud River Academy, Roddickton

Classification: Rural Community/Western Region**
Offers Distance Education: Yes

Grades: K-12

Number of Grades: 13

[School FTE PTR : 10.2](#)

[District FTE PTR : 11.6](#)

[Provincial FTE PTR : 12.7](#)

[FTE Teachers](#) *** : 20.0

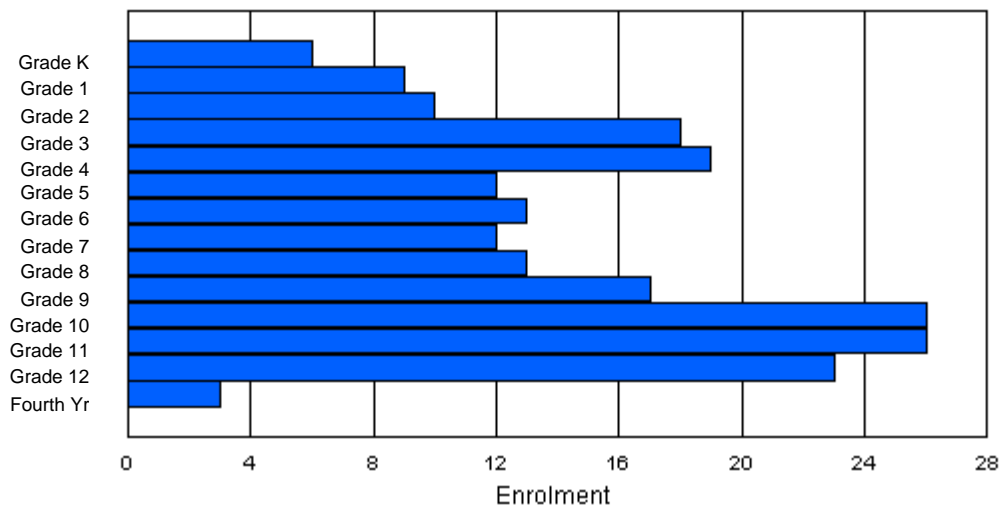
Enrolment By Age and Gender

Gender	Age																	Total
	5	6	7	8	9	10	11	12	13	14	15	16	17	18	19	20>		
Male	5	7	6	12	7	9	6	7	9	5	11	13	16	1	3	0	117	
Female	1	2	4	6	12	3	7	4	4	10	15	14	8	0	0	0	90	
Total	6	9	10	18	19	12	13	11	13	15	26	27	24	1	3	0	207	

Enrolment By Grade and Gender

Gender	Grade															Total
	K	1	2	3	4	5	6	7	8	9	10	11	12	4th		
Male	5	7	6	12	7	9	6	8	7	9	10	13	15	3	117	
Female	1	2	4	6	12	3	7	4	6	8	16	13	8	0	90	
Total	6	9	10	18	19	12	13	12	13	17	26	26	23	3	207	

Enrolment By Grade
For 474



* Data from the 2007-2008 AGR(Enrolment/Age as of the last day in Sept./Dec.)

** Newfoundland Statistics Classification System

*** May include itinerant teachers

District 2 - Western

#475 - Viking Trail Academy, Plum Point

Classification: Rural Community/Western Region**
Offers Distance Education: Yes

Grades: K-12

Number of Grades: 13

[School FTE PTR : 9.9](#)

[District FTE PTR : 11.6](#)

[Provincial FTE PTR : 12.7](#)

[FTE Teachers](#) *** : 21.0

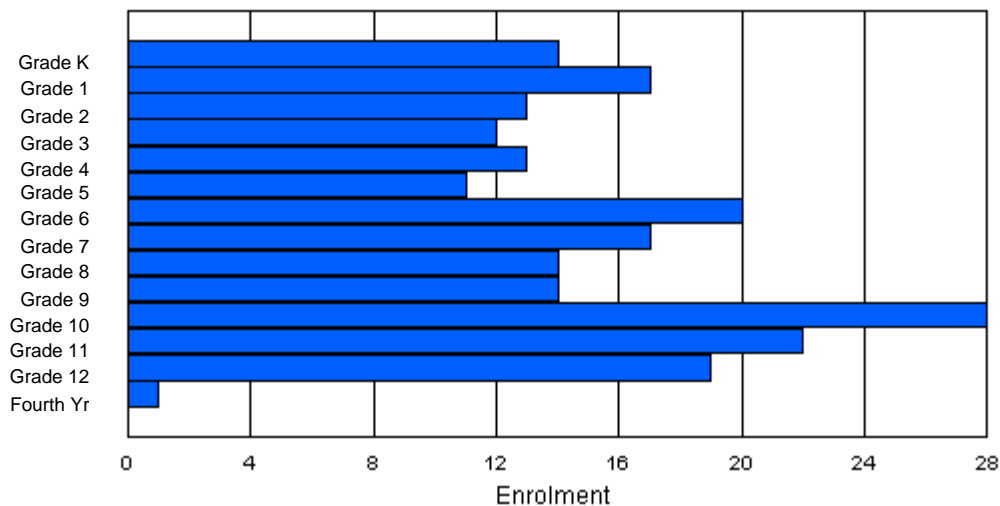
Enrolment By Age and Gender

Gender	Age																	Total
	5	6	7	8	9	10	11	12	13	14	15	16	17	18	19	20>		
Male	4	10	8	3	8	8	10	9	10	8	7	13	9	0	0	0	107	
Female	10	7	5	9	5	3	10	8	4	6	17	12	11	0	1	0	108	
Total	14	17	13	12	13	11	20	17	14	14	24	25	20	0	1	0	215	

Enrolment By Grade and Gender

Gender	Grade															Total
	K	1	2	3	4	5	6	7	8	9	10	11	12	4th		
Male	4	10	8	3	8	8	10	9	10	8	11	10	8	0	107	
Female	10	7	5	9	5	3	10	8	4	6	17	12	11	1	108	
Total	14	17	13	12	13	11	20	17	14	14	28	22	19	1	215	

Enrolment By Grade
For 475



* Data from the 2007-2008 AGR(Enrolment/Age as of the last day in Sept./Dec.)

** Newfoundland Statistics Classification System

*** May include itinerant teachers

District 2 - Western

#485 - Corner Brook Regional High, Corner Brook

Classification: Urban Community/Western Region**
Offers Distance Education: No

Grades: 10-12 Number of Grades: 3

[School FTE PTR : 16.6](#)
[District FTE PTR : 11.6](#)
[Provincial FTE PTR : 12.7](#)

[FTE Teachers](#) *** : 59.5

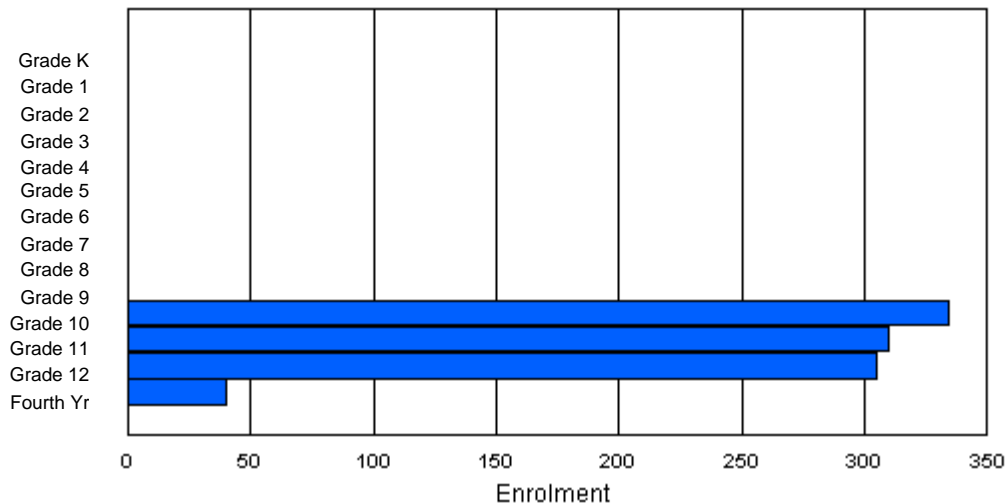
Enrolment By Age and Gender

Gender	Age																	Total
	5	6	7	8	9	10	11	12	13	14	15	16	17	18	19	20>		
Male	0	0	0	1	0	0	0	0	0	1	153	160	142	45	4	0	506	
Female	0	0	0	0	0	0	0	0	0	1	153	146	155	23	5	0	483	
Total	0	0	0	1	0	0	0	0	0	2	306	306	297	68	9	0	989	

Enrolment By Grade and Gender

Gender	Grade															Total
	K	1	2	3	4	5	6	7	8	9	10	11	12	4th		
Male	0	0	0	0	0	0	0	0	0	0	177	160	144	25	506	
Female	0	0	0	0	0	0	0	0	0	0	157	150	161	15	483	
Total	0	0	0	0	0	0	0	0	0	0	334	310	305	40	989	

Enrolment By Grade
For 485



* Data from the 2007-2008 AGR(Enrolment/Age as of the last day in Sept./Dec.)

** Newfoundland Statistics Classification System

*** May include itinerant teachers

District 3 - Nova Central

#125 - Baie Verte Collegiate, Baie Verte

Classification: Rural Community/Central Region**
Offers Distance Education: No

Grades: 7-12

Number of Grades: 6

[School FTE PTR : 13.9](#)

[District FTE PTR : 11.9](#)

[Provincial FTE PTR : 12.7](#)

[FTE Teachers](#) *** : 16.5

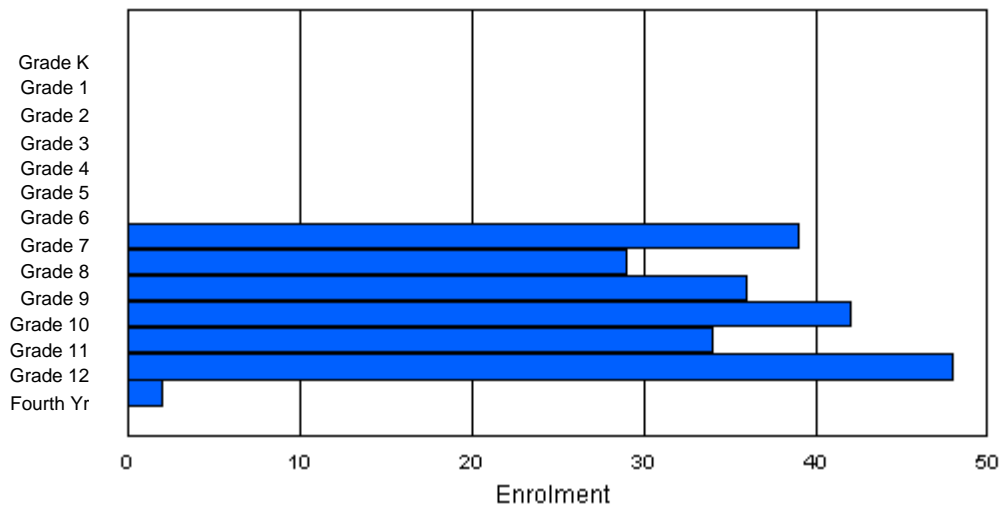
Enrolment By Age and Gender

Gender	Age																Total
	5	6	7	8	9	10	11	12	13	14	15	16	17	18	19	20>	
Male	0	0	0	0	0	0	0	16	10	20	20	26	19	6	2	0	119
Female	0	0	0	0	0	0	0	23	19	16	13	14	20	6	0	0	111
Total	0	0	0	0	0	0	0	39	29	36	33	40	39	12	2	0	230

Enrolment By Grade and Gender

Gender	Grade														Total
	K	1	2	3	4	5	6	7	8	9	10	11	12	4th	
Male	0	0	0	0	0	0	0	16	10	20	26	22	23	2	119
Female	0	0	0	0	0	0	0	23	19	16	16	12	25	0	111
Total	0	0	0	0	0	0	0	39	29	36	42	34	48	2	230

Enrolment By Grade
For 125



* Data from the 2007-2008 AGR(Enrolment/Age as of the last day in Sept./Dec.)

** Newfoundland Statistics Classification System

*** May include itinerant teachers

District 3 - Nova Central

#128 - Long Island Academy, Beaumont

Classification: Rural Community/Central Region**
Offers Distance Education: Yes

Grades: 3, 5-8, 10-11 Number of Grades: 7

[School FTE PTR : 6.0](#)
[District FTE PTR : 11.9](#)
[Provincial FTE PTR : 12.7](#)

[FTE Teachers](#) *** : 2.0

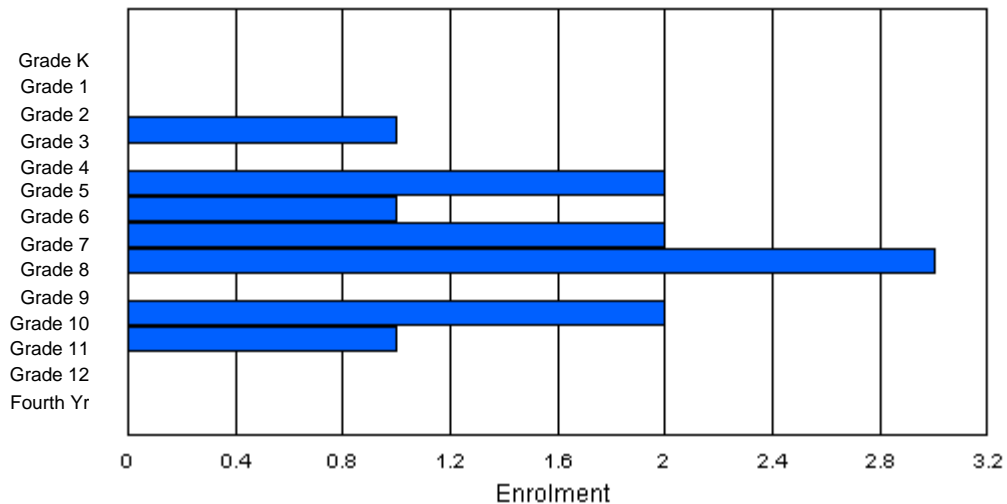
Enrolment By Age and Gender

Gender	Age																Total
	5	6	7	8	9	10	11	12	13	14	15	16	17	18	19	20>	
Male	0	0	0	0	0	1	1	1	2	0	2	2	0	0	0	0	9
Female	0	0	0	1	0	1	0	1	0	0	0	0	0	0	0	0	3
Total	0	0	0	1	0	2	1	2	2	0	2	2	0	0	0	0	12

Enrolment By Grade and Gender

Gender	Grade														Total
	K	1	2	3	4	5	6	7	8	9	10	11	12	4th	
Male	0	0	0	0	0	1	1	1	3	0	2	1	0	0	9
Female	0	0	0	1	0	1	0	1	0	0	0	0	0	0	3
Total	0	0	0	1	0	2	1	2	3	0	2	1	0	0	12

Enrolment By Grade
For 128



* Data from the 2007-2008 AGR(Enrolment/Age as of the last day in Sept./Dec.)

** Newfoundland Statistics Classification System

*** May include itinerant teachers

District 3 - Nova Central

#132 - Botwood Collegiate, Botwood

Classification: Urban Community/Central Region**
Offers Distance Education: No

Grades: 7-12

Number of Grades: 6

[School FTE PTR : 14.8](#)

[District FTE PTR : 11.9](#)

[Provincial FTE PTR : 12.7](#)

[FTE Teachers](#) *** : 22.8

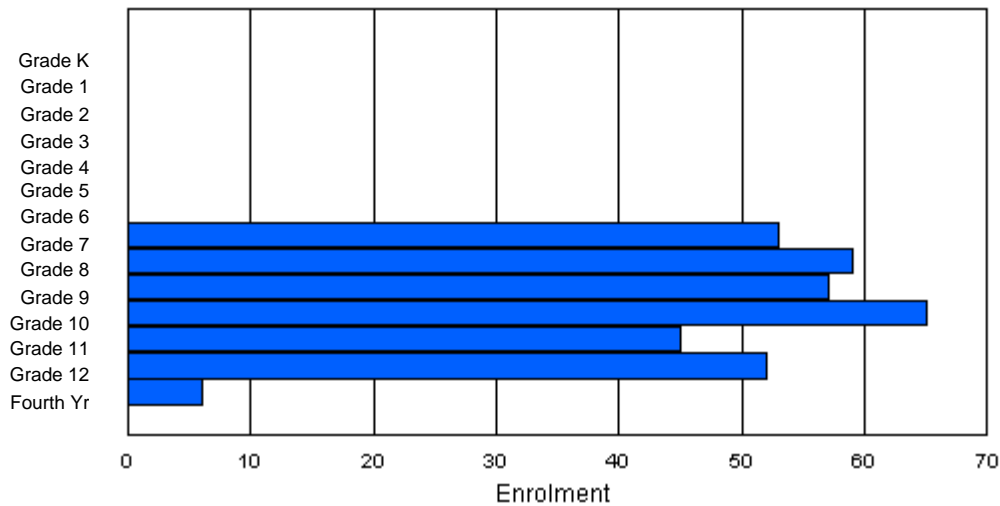
Enrolment By Age and Gender

Gender	Age																	Total
	5	6	7	8	9	10	11	12	13	14	15	16	17	18	19	20>		
Male	0	0	0	0	0	0	0	27	33	33	30	21	25	9	2	1	181	
Female	0	0	0	0	0	0	0	22	29	25	28	19	26	6	0	1	156	
Total	0	0	0	0	0	0	0	49	62	58	58	40	51	15	2	2	337	

Enrolment By Grade and Gender

Gender	Grade															Total
	K	1	2	3	4	5	6	7	8	9	10	11	12	4th		
Male	0	0	0	0	0	0	0	30	31	32	34	24	26	4	181	
Female	0	0	0	0	0	0	0	23	28	25	31	21	26	2	156	
Total	0	0	0	0	0	0	0	53	59	57	65	45	52	6	337	

Enrolment By Grade
For 132



* Data from the 2007-2008 AGR(Enrolment/Age as of the last day in Sept./Dec.)

** Newfoundland Statistics Classification System

*** May include itinerant teachers

District 3 - Nova Central

#133 - Memorial Academy, Botwood

Classification: Urban Community/Central Region**
Offers Distance Education: No

Grades: K-6

Number of Grades: 7

[School FTE PTR : 13.3](#)

[District FTE PTR : 11.9](#)

[Provincial FTE PTR : 12.7](#)

[FTE Teachers](#) *** : 25.0

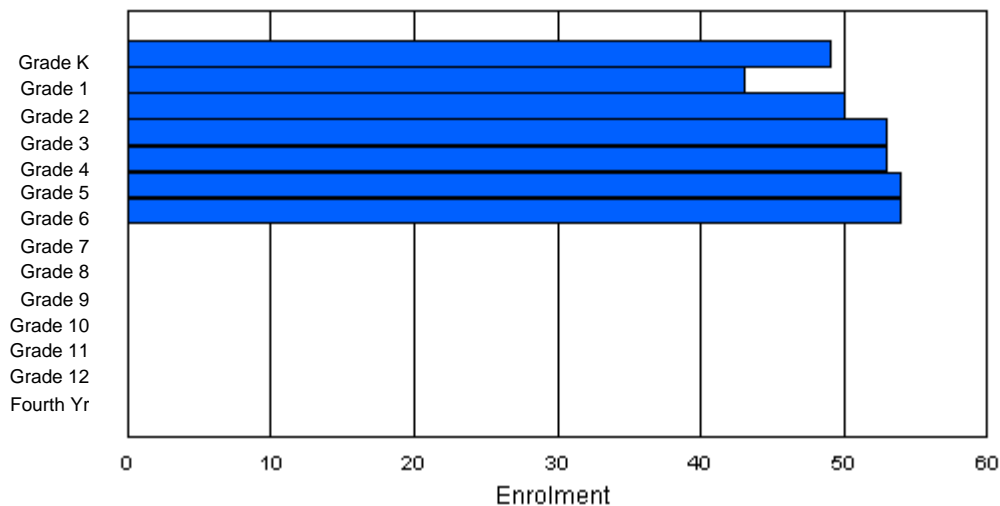
Enrolment By Age and Gender

Gender	Age																Total
	5	6	7	8	9	10	11	12	13	14	15	16	17	18	19	20>	
Male	20	25	26	22	28	32	28	1	0	0	0	1	0	0	0	0	183
Female	29	18	24	29	27	22	24	0	0	0	0	0	0	0	0	0	173
Total	49	43	50	51	55	54	52	1	0	0	0	1	0	0	0	0	356

Enrolment By Grade and Gender

Gender	Grade														Total
	K	1	2	3	4	5	6	7	8	9	10	11	12	4th	
Male	20	25	26	24	26	32	30	0	0	0	0	0	0	0	183
Female	29	18	24	29	27	22	24	0	0	0	0	0	0	0	173
Total	49	43	50	53	53	54	54	0	0	0	0	0	0	0	356

Enrolment By Grade
For 133



* Data from the 2007-2008 AGR(Enrolment/Age as of the last day in Sept./Dec.)

** Newfoundland Statistics Classification System

*** May include itinerant teachers

District 3 - Nova Central

#138 - Victoria Academy, Gaultois

Classification: Rural Community/Southern Region**
Offers Distance Education: Yes

Grades: K-1,3-6,8,10-12 Number of Grades: 10

[School FTE PTR : 5.5](#)
[District FTE PTR : 11.9](#)
[Provincial FTE PTR : 12.7](#)

[FTE Teachers](#) *** : 6.0

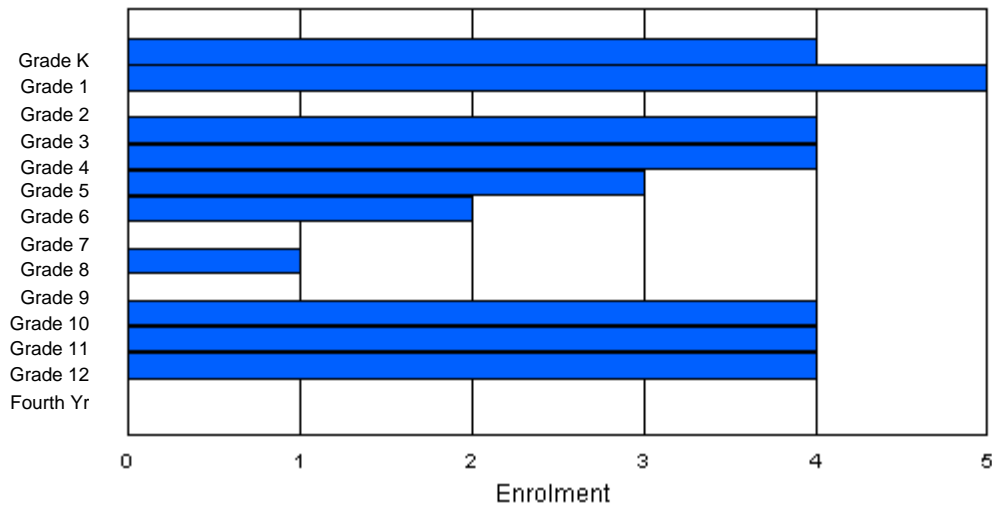
Enrolment By Age and Gender

Gender	Age																Total
	5	6	7	8	9	10	11	12	13	14	15	16	17	18	19	20>	
Male	2	3	0	2	2	2	2	0	0	0	2	1	3	1	0	0	20
Female	2	2	0	2	2	1	0	0	1	0	2	2	1	0	0	0	15
Total	4	5	0	4	4	3	2	0	1	0	4	3	4	1	0	0	35

Enrolment By Grade and Gender

Gender	Grade														Total
	K	1	2	3	4	5	6	7	8	9	10	11	12	4th	
Male	2	3	0	2	2	2	2	0	0	0	2	2	3	0	20
Female	2	2	0	2	2	1	0	0	1	0	2	2	1	0	15
Total	4	5	0	4	4	3	2	0	1	0	4	4	4	0	35

Enrolment By Grade
For 138



* Data from the 2007-2008 AGR(Enrolment/Age as of the last day in Sept./Dec.)

** Newfoundland Statistics Classification System

*** May include itinerant teachers

District 3 - Nova Central

#142 - Woodland Primary, Grand Falls-Windsor

Classification: Urban Community/Central Region**
Offers Distance Education: No

Grades: K-3 Number of Grades: 4

[School FTE PTR : 12.1](#)
[District FTE PTR : 11.9](#)
[Provincial FTE PTR : 12.7](#)

[FTE Teachers](#) *** : 29.0

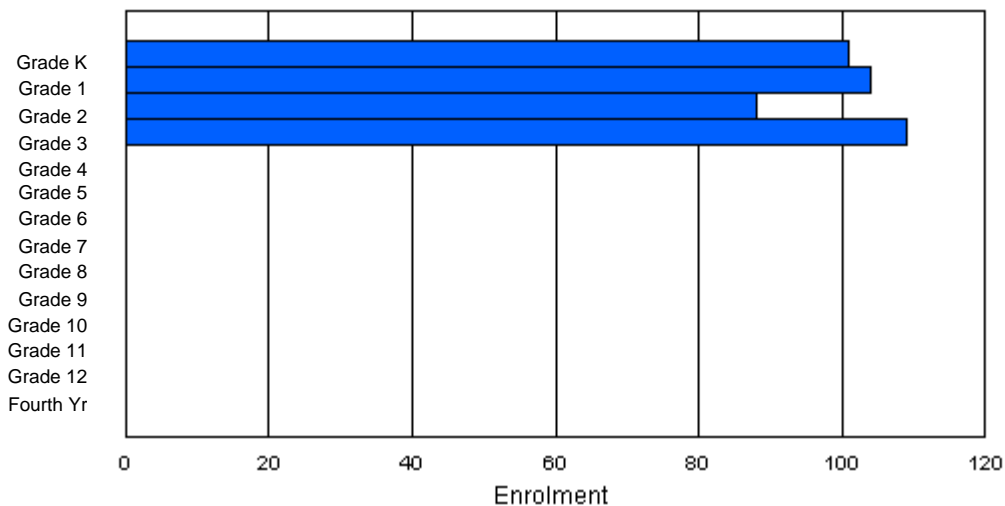
Enrolment By Age and Gender

Gender	Age																Total
	5	6	7	8	9	10	11	12	13	14	15	16	17	18	19	20>	
Male	44	53	50	61	1	0	0	0	0	0	0	0	0	0	0	0	209
Female	55	52	38	48	0	0	0	0	0	0	0	0	0	0	0	0	193
Total	99	105	88	109	1	0	0	0	0	0	0	0	0	0	0	0	402

Enrolment By Grade and Gender

Gender	Grade														Total
	K	1	2	3	4	5	6	7	8	9	10	11	12	4th	
Male	44	53	50	62	0	0	0	0	0	0	0	0	0	0	209
Female	57	51	38	47	0	0	0	0	0	0	0	0	0	0	193
Total	101	104	88	109	0	0	0	0	0	0	0	0	0	0	402

Enrolment By Grade
For 142



* Data from the 2007-2008 AGR(Enrolment/Age as of the last day in Sept./Dec.)

** Newfoundland Statistics Classification System

*** May include itinerant teachers

District 3 - Nova Central

#143 - Millcrest Academy, Grand Falls-Windsor

Classification: Urban Community/Central Region**
Offers Distance Education: No

Grades: 4-6 Number of Grades: 3

[School FTE PTR : 13.2](#)
[District FTE PTR : 11.9](#)
[Provincial FTE PTR : 12.7](#)

[FTE Teachers](#) *** : 22.0

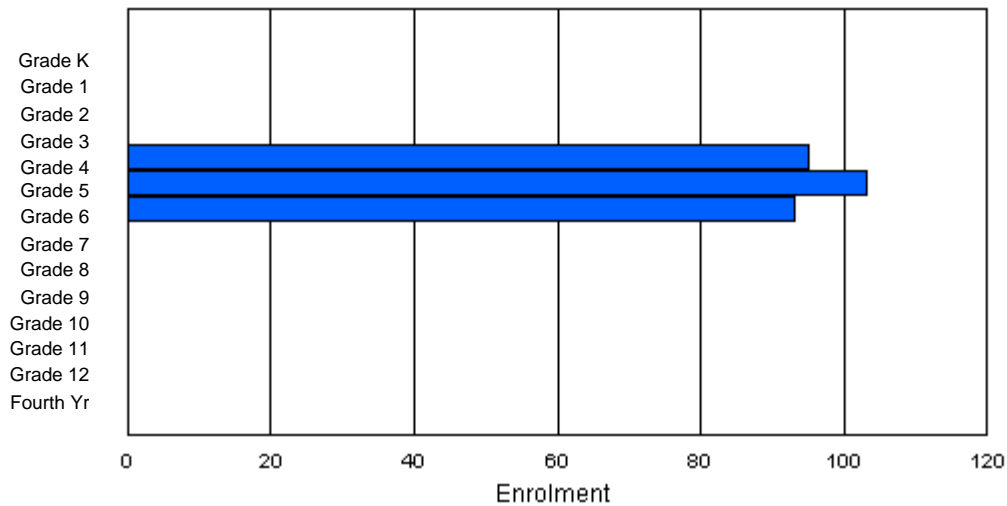
Enrolment By Age and Gender

Gender	Age																Total
	5	6	7	8	9	10	11	12	13	14	15	16	17	18	19	20>	
Male	0	0	0	0	53	50	48	1	0	0	0	0	0	0	0	0	152
Female	0	0	0	0	42	53	43	1	0	0	0	0	0	0	0	0	139
Total	0	0	0	0	95	103	91	2	0	0	0	0	0	0	0	0	291

Enrolment By Grade and Gender

Gender	Grade														Total
	K	1	2	3	4	5	6	7	8	9	10	11	12	4th	
Male	0	0	0	0	53	49	50	0	0	0	0	0	0	0	152
Female	0	0	0	0	42	54	43	0	0	0	0	0	0	0	139
Total	0	0	0	0	95	103	93	0	0	0	0	0	0	0	291

Enrolment By Grade
For 143



* Data from the 2007-2008 AGR(Enrolment/Age as of the last day in Sept./Dec.)

** Newfoundland Statistics Classification System

*** May include itinerant teachers

District 3 - Nova Central

#144 - Sprucewood Academy, Grand Falls-Windsor

Classification: Urban Community/Central Region**
Offers Distance Education: No

Grades: K-6 Number of Grades: 7

[School FTE PTR : 12.4](#)
[District FTE PTR : 11.9](#)
[Provincial FTE PTR : 12.7](#)

[FTE Teachers](#) *** : 24.0

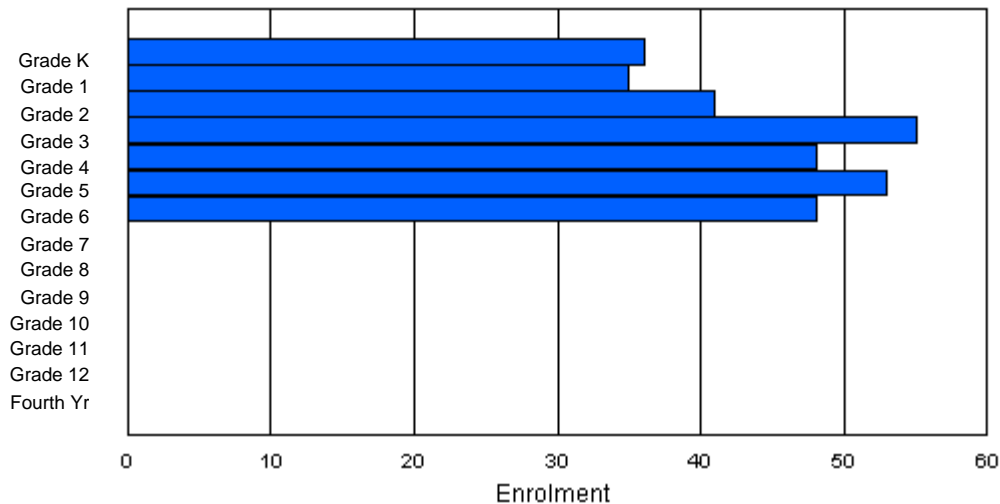
Enrolment By Age and Gender

Gender	Age																Total
	5	6	7	8	9	10	11	12	13	14	15	16	17	18	19	20>	
Male	15	16	24	17	26	28	23	0	0	0	0	0	0	0	0	0	149
Female	20	19	18	34	27	21	26	2	0	0	0	0	0	0	0	0	167
Total	35	35	42	51	53	49	49	2	0	0	0	0	0	0	0	0	316

Enrolment By Grade and Gender

Gender	Grade														Total
	K	1	2	3	4	5	6	7	8	9	10	11	12	4th	
Male	16	16	23	19	24	30	21	0	0	0	0	0	0	0	149
Female	20	19	18	36	24	23	27	0	0	0	0	0	0	0	167
Total	36	35	41	55	48	53	48	0	0	0	0	0	0	0	316

Enrolment By Grade
For 144



* Data from the 2007-2008 AGR(Enrolment/Age as of the last day in Sept./Dec.)

** Newfoundland Statistics Classification System

*** May include itinerant teachers

District 3 - Nova Central

#149 - King Academy, Harbour Breton

Classification: Rural Community/Southern Region**
Offers Distance Education: Yes

Grades: 7-12

Number of Grades: 6

[School FTE PTR : 10.9](#)

[District FTE PTR : 11.9](#)

[Provincial FTE PTR : 12.7](#)

[FTE Teachers](#) *** : 13.0

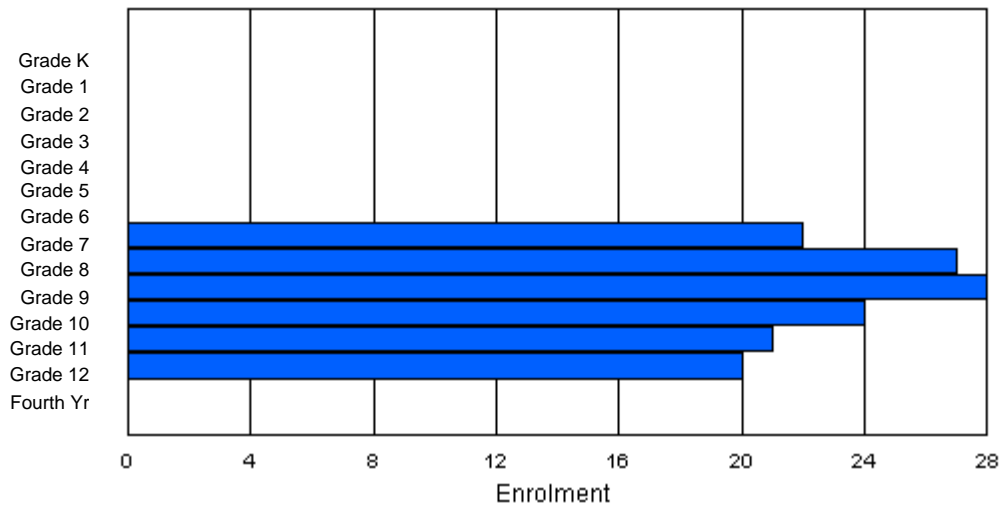
Enrolment By Age and Gender

Gender	Age																Total
	5	6	7	8	9	10	11	12	13	14	15	16	17	18	19	20>	
Male	0	0	0	0	0	0	0	10	15	19	11	11	10	1	0	0	77
Female	0	0	0	0	0	0	0	12	10	11	13	8	10	1	0	0	65
Total	0	0	0	0	0	0	0	22	25	30	24	19	20	2	0	0	142

Enrolment By Grade and Gender

Gender	Grade														Total
	K	1	2	3	4	5	6	7	8	9	10	11	12	4th	
Male	0	0	0	0	0	0	0	10	15	19	11	11	11	0	77
Female	0	0	0	0	0	0	0	12	12	9	13	10	9	0	65
Total	0	0	0	0	0	0	0	22	27	28	24	21	20	0	142

Enrolment By Grade
For 149



* Data from the 2007-2008 AGR(Enrolment/Age as of the last day in Sept./Dec.)

** Newfoundland Statistics Classification System

*** May include itinerant teachers

District 3 - Nova Central

#150 - St. Joseph's Elementary, Harbour Breton

Classification: Rural Community/Southern Region**
Offers Distance Education: No

Grades: K-6

Number of Grades: 7

[School FTE PTR : 11.4](#)

[District FTE PTR : 11.9](#)

[Provincial FTE PTR : 12.7](#)

[FTE Teachers](#) *** : 11.5

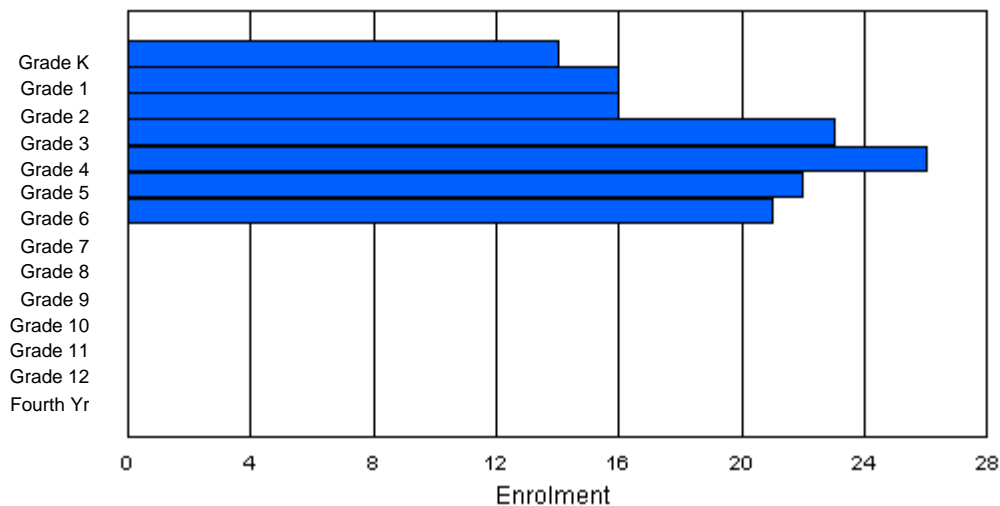
Enrolment By Age and Gender

Gender	Age																Total
	5	6	7	8	9	10	11	12	13	14	15	16	17	18	19	20>	
Male	5	10	10	10	13	15	11	1	0	0	0	0	0	0	0	0	75
Female	9	5	7	13	13	7	9	0	0	0	0	0	0	0	0	0	63
Total	14	15	17	23	26	22	20	1	0	0	0	0	0	0	0	0	138

Enrolment By Grade and Gender

Gender	K	Grade												4th	Total
		1	2	3	4	5	6	7	8	9	10	11	12		
Male	5	11	9	10	13	15	12	0	0	0	0	0	0	0	75
Female	9	5	7	13	13	7	9	0	0	0	0	0	0	0	63
Total	14	16	16	23	26	22	21	0	0	0	0	0	0	0	138

Enrolment By Grade
For 150



* Data from the 2007-2008 AGR(Enrolment/Age as of the last day in Sept./Dec.)

** Newfoundland Statistics Classification System

*** May include itinerant teachers

District 3 - Nova Central

#151 - John Watkins Academy, Hermitage

Classification: Rural Community/Southern Region**
Offers Distance Education: Yes

Grades: K-12

Number of Grades: 13

[School FTE PTR : 9.3](#)

[District FTE PTR : 11.9](#)

[Provincial FTE PTR : 12.7](#)

[FTE Teachers](#) *** : 10.0

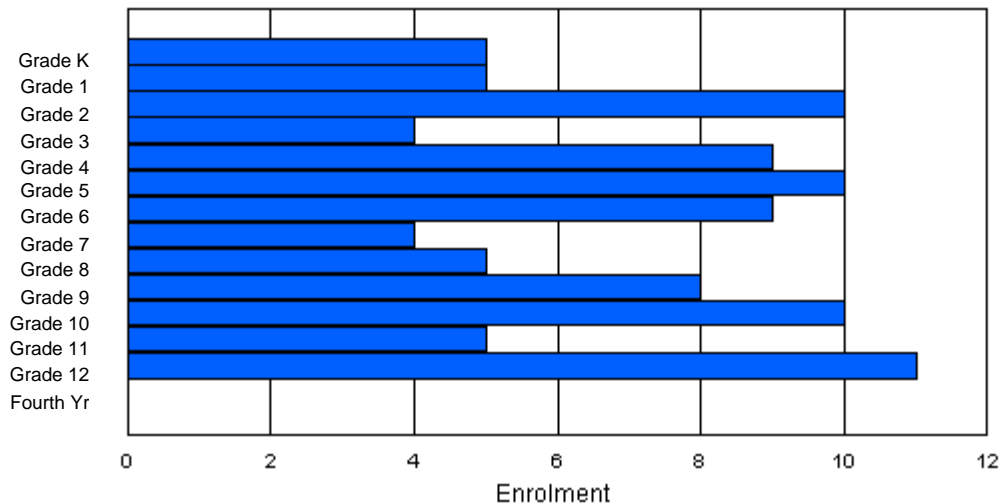
Enrolment By Age and Gender

Gender	Age																	Total
	5	6	7	8	9	10	11	12	13	14	15	16	17	18	19	20>		
Male	1	2	5	2	3	4	5	2	3	2	5	5	5	1	0	0	45	
Female	4	3	5	2	6	6	4	2	2	6	4	1	5	0	0	0	50	
Total	5	5	10	4	9	10	9	4	5	8	9	6	10	1	0	0	95	

Enrolment By Grade and Gender

Gender	Grade															Total
	K	1	2	3	4	5	6	7	8	9	10	11	12	4th		
Male	1	2	5	2	3	4	5	2	3	2	6	4	6	0	45	
Female	4	3	5	2	6	6	4	2	2	6	4	1	5	0	50	
Total	5	5	10	4	9	10	9	4	5	8	10	5	11	0	95	

Enrolment By Grade
For 151



* Data from the 2007-2008 AGR(Enrolment/Age as of the last day in Sept./Dec.)

** Newfoundland Statistics Classification System

*** May include itinerant teachers

District 3 - Nova Central

#152 - Valmont Academy, King's Point

Classification: Rural Community/Central Region**
Offers Distance Education: Yes

Grades: K-12

Number of Grades: 13

[School FTE PTR : 10.7](#)

[District FTE PTR : 11.9](#)

[Provincial FTE PTR : 12.7](#)

[FTE Teachers](#) *** : 12.8

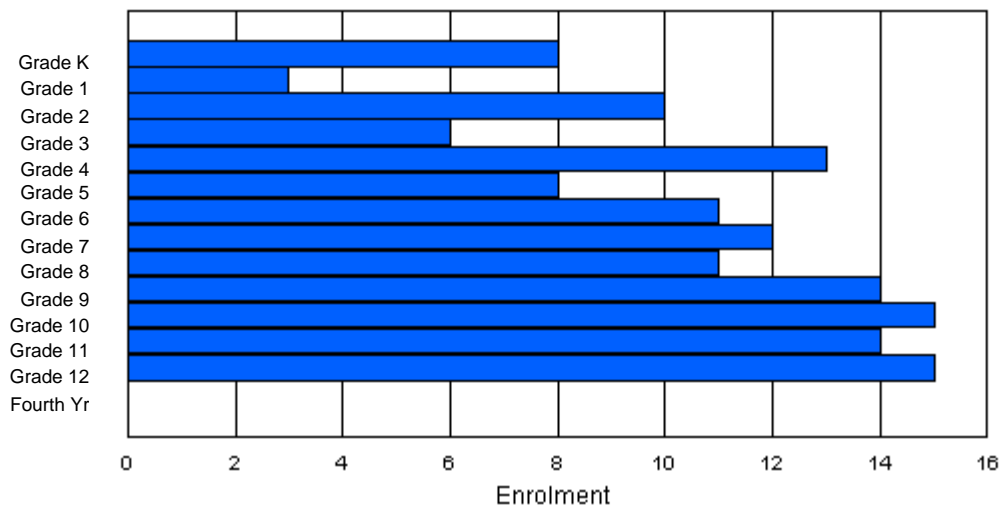
Enrolment By Age and Gender

Gender	Age																	Total
	5	6	7	8	9	10	11	12	13	14	15	16	17	18	19	20>		
Male	3	1	3	1	6	3	7	8	4	8	10	10	9	0	0	0	73	
Female	5	2	7	5	6	6	4	4	6	5	5	5	6	1	0	0	67	
Total	8	3	10	6	12	9	11	12	10	13	15	15	15	1	0	0	140	

Enrolment By Grade and Gender

Gender	Grade															Total
	K	1	2	3	4	5	6	7	8	9	10	11	12	4th		
Male	3	1	3	1	7	2	7	8	5	9	8	10	9	0	73	
Female	5	2	7	5	6	6	4	4	6	5	7	4	6	0	67	
Total	8	3	10	6	13	8	11	12	11	14	15	14	15	0	140	

Enrolment By Grade
For 152



* Data from the 2007-2008 AGR(Enrolment/Age as of the last day in Sept./Dec.)

** Newfoundland Statistics Classification System

*** May include itinerant teachers

District 3 - Nova Central

#153 - Cape John Collegiate, La Scie

Classification: Rural Community/Central Region**
Offers Distance Education: Yes

Grades: 7-12

Number of Grades: 6

[School FTE PTR : 11.4](#)

[District FTE PTR : 11.9](#)

[Provincial FTE PTR : 12.7](#)

[FTE Teachers](#) *** : 12.0

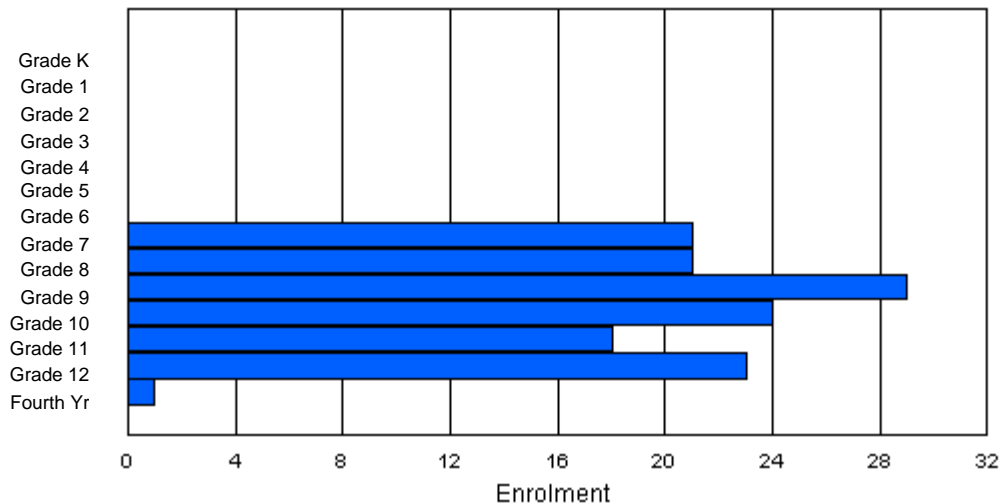
Enrolment By Age and Gender

Gender	Age																Total
	5	6	7	8	9	10	11	12	13	14	15	16	17	18	19	20>	
Male	0	0	0	0	0	0	0	9	9	15	15	9	11	2	0	0	70
Female	0	0	0	0	0	0	0	12	12	13	10	9	10	1	0	0	67
Total	0	0	0	0	0	0	0	21	21	28	25	18	21	3	0	0	137

Enrolment By Grade and Gender

Gender	Grade														Total
	K	1	2	3	4	5	6	7	8	9	10	11	12	4th	
Male	0	0	0	0	0	0	0	9	9	16	14	9	12	1	70
Female	0	0	0	0	0	0	0	12	12	13	10	9	11	0	67
Total	0	0	0	0	0	0	0	21	21	29	24	18	23	1	137

Enrolment By Grade
For 153



* Data from the 2007-2008 AGR(Enrolment/Age as of the last day in Sept./Dec.)

** Newfoundland Statistics Classification System

*** May include itinerant teachers

District 3 - Nova Central

#154 - Hillside Elementary, La Scie

Classification: Rural Community/Central Region**
Offers Distance Education: No

Grades: K-6

Number of Grades: 7

[School FTE PTR : 11.2](#)

[District FTE PTR : 11.9](#)

[Provincial FTE PTR : 12.7](#)

[FTE Teachers](#) *** : 9.5

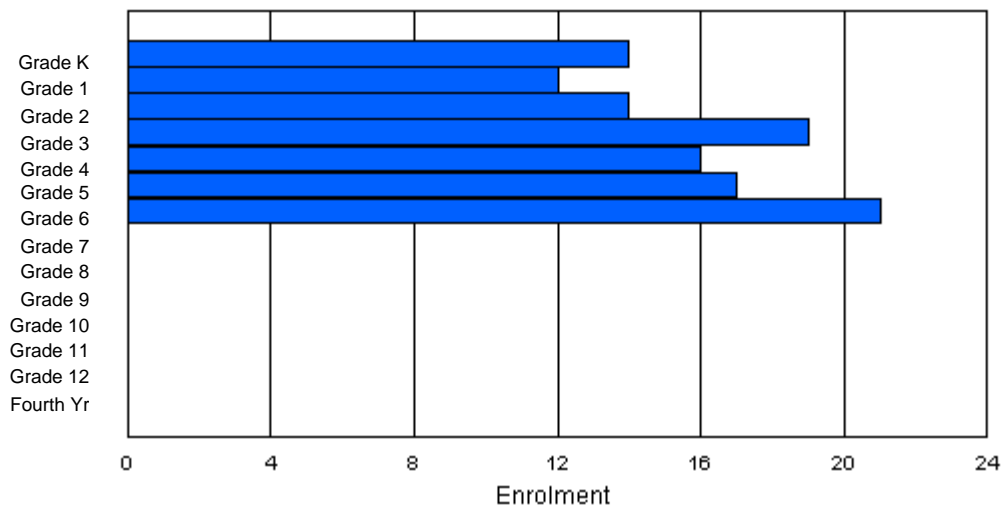
Enrolment By Age and Gender

Gender	Age																Total
	5	6	7	8	9	10	11	12	13	14	15	16	17	18	19	20>	
Male	7	3	6	8	8	10	10	0	0	0	0	0	0	0	0	0	52
Female	7	10	7	11	8	7	11	0	0	0	0	0	0	0	0	0	61
Total	14	13	13	19	16	17	21	0	0	0	0	0	0	0	0	0	113

Enrolment By Grade and Gender

Gender	Grade														Total
	K	1	2	3	4	5	6	7	8	9	10	11	12	4th	
Male	7	2	7	8	8	10	10	0	0	0	0	0	0	0	52
Female	7	10	7	11	8	7	11	0	0	0	0	0	0	0	61
Total	14	12	14	19	16	17	21	0	0	0	0	0	0	0	113

Enrolment By Grade
For 154



* Data from the 2007-2008 AGR(Enrolment/Age as of the last day in Sept./Dec.)

** Newfoundland Statistics Classification System

*** May include itinerant teachers

District 3 - Nova Central

#155 - Leading Ticks Primary, Leading Ticks

Classification: Rural Community/Central Region**
Offers Distance Education: No

Grades: K-3 Number of Grades: 4

[School FTE PTR : 7.2](#)
[District FTE PTR : 11.9](#)
[Provincial FTE PTR : 12.7](#)

[FTE Teachers](#) *** : 1.6

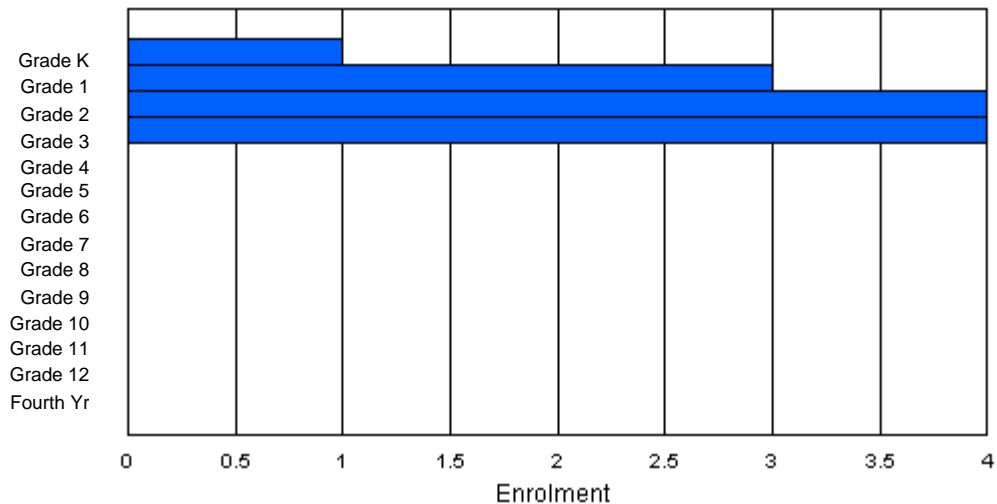
Enrolment By Age and Gender

Gender	Age																Total
	5	6	7	8	9	10	11	12	13	14	15	16	17	18	19	20>	
Male	0	3	1	3	0	0	0	0	0	0	0	0	0	0	0	0	7
Female	1	0	3	1	0	0	0	0	0	0	0	0	0	0	0	0	5
Total	1	3	4	4	0	0	0	0	0	0	0	0	0	0	0	0	12

Enrolment By Grade and Gender

Gender	Grade														Total
	K	1	2	3	4	5	6	7	8	9	10	11	12	4th	
Male	0	3	1	3	0	0	0	0	0	0	0	0	0	0	7
Female	1	0	3	1	0	0	0	0	0	0	0	0	0	0	5
Total	1	3	4	4	0	0	0	0	0	0	0	0	0	0	12

Enrolment By Grade
For 155



* Data from the 2007-2008 AGR(Enrolment/Age as of the last day in Sept./Dec.)

** Newfoundland Statistics Classification System

*** May include itinerant teachers

District 3 - Nova Central

#156 - H.L. Strong Academy, Little Bay Islands

Classification: Rural Community/Central Region**
Offers Distance Education: Yes

Grades: 2,4-6,9-12 Number of Grades: 8

[School FTE PTR : 4.5](#)
[District FTE PTR : 11.9](#)
[Provincial FTE PTR : 12.7](#)

[FTE Teachers](#) *** : 2.0

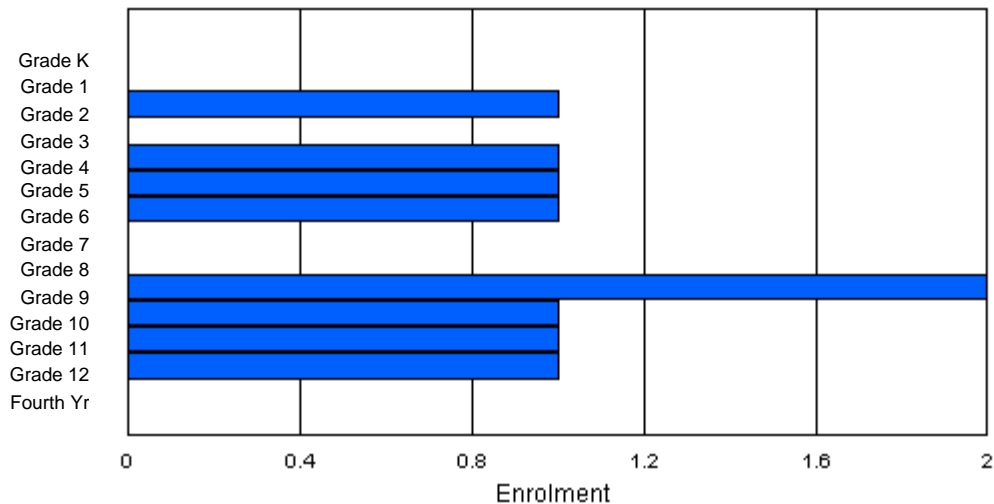
Enrolment By Age and Gender

Gender	Age																Total
	5	6	7	8	9	10	11	12	13	14	15	16	17	18	19	20>	
Male	0	0	1	0	1	0	0	0	0	0	1	0	0	0	0	0	3
Female	0	0	0	0	0	1	1	0	0	2	0	1	1	0	0	0	6
Total	0	0	1	0	1	1	1	0	0	2	1	1	1	0	0	0	9

Enrolment By Grade and Gender

Gender	Grade														Total
	K	1	2	3	4	5	6	7	8	9	10	11	12	4th	
Male	0	0	1	0	1	0	0	0	0	0	1	0	0	0	3
Female	0	0	0	0	0	1	1	0	0	2	0	1	1	0	6
Total	0	0	1	0	1	1	1	0	0	2	1	1	1	0	9

Enrolment By Grade
For 156



* Data from the 2007-2008 AGR(Enrolment/Age as of the last day in Sept./Dec.)

** Newfoundland Statistics Classification System

*** May include itinerant teachers

District 3 - Nova Central

#157 - St. Peter's AG, McCallum

Classification: Rural Community/Southern Region**
Offers Distance Education: Yes

Grades: 2,4-8,10-12 Number of Grades: 9

[School FTE PTR : 4.0](#)
[District FTE PTR : 11.9](#)
[Provincial FTE PTR : 12.7](#)

[FTE Teachers](#) *** : 2.5

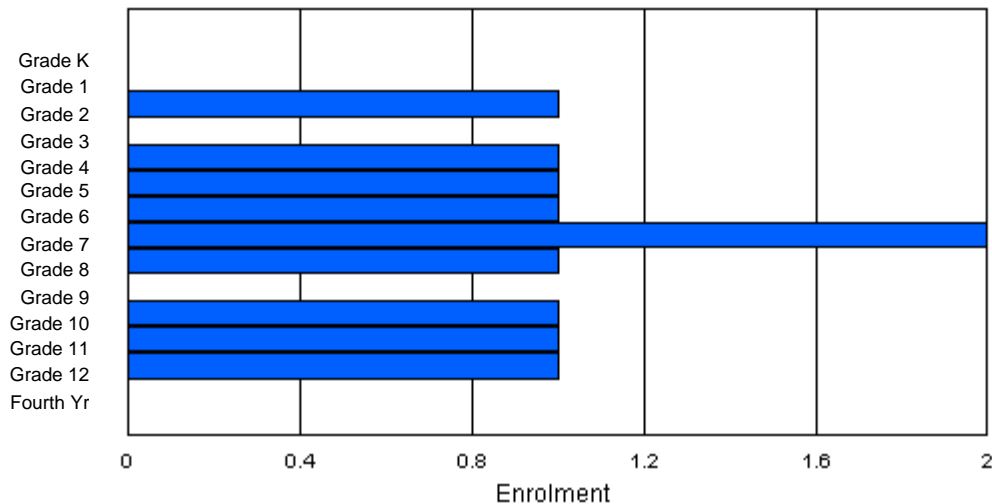
Enrolment By Age and Gender

Gender	Age																	Total
	5	6	7	8	9	10	11	12	13	14	15	16	17	18	19	20>		
Male	0	0	0	0	1	1	1	1	0	0	0	1	0	0	0	0	5	
Female	0	0	1	0	0	0	0	1	1	0	1	0	1	0	0	0	5	
Total	0	0	1	0	1	1	1	2	1	0	1	1	1	0	0	0	10	

Enrolment By Grade and Gender

Gender	Grade															Total
	K	1	2	3	4	5	6	7	8	9	10	11	12	4th		
Male	0	0	0	0	1	1	1	1	0	0	0	1	0	0	5	
Female	0	0	1	0	0	0	0	1	1	0	1	0	1	0	5	
Total	0	0	1	0	1	1	1	2	1	0	1	1	1	0	10	

Enrolment By Grade
For 157



* Data from the 2007-2008 AGR(Enrolment/Age as of the last day in Sept./Dec.)

** Newfoundland Statistics Classification System

*** May include itinerant teachers

District 3 - Nova Central

#158 - MSB Regional Academy, Middle Arm

Classification: Rural Community/Central Region**
Offers Distance Education: Yes

Grades: K-12 Number of Grades: 13

[School FTE PTR : 10.5](#)
[District FTE PTR : 11.9](#)
[Provincial FTE PTR : 12.7](#)

[FTE Teachers](#) *** : 19.0

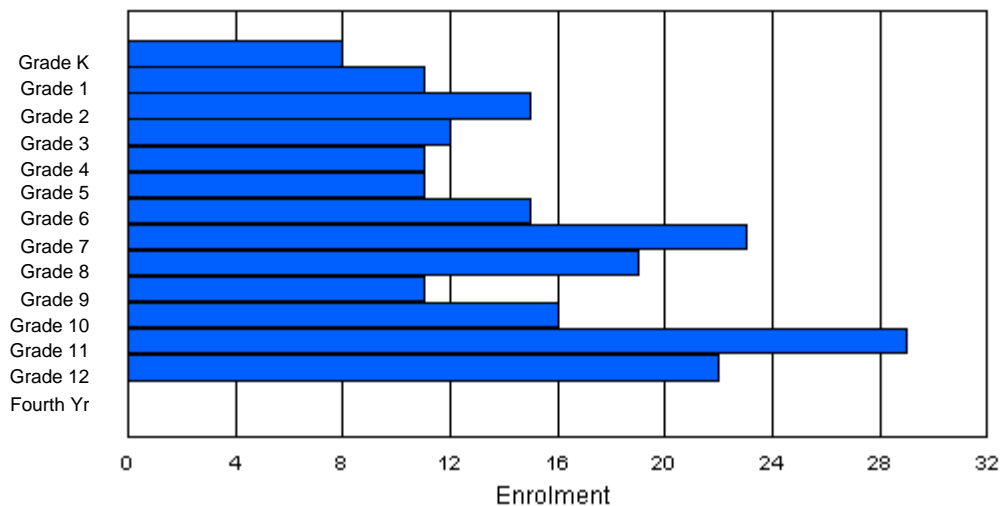
Enrolment By Age and Gender

Gender	Age																Total
	5	6	7	8	9	10	11	12	13	14	15	16	17	18	19	20>	
Male	5	4	7	6	5	6	6	10	10	5	10	11	8	5	1	0	99
Female	3	7	8	5	7	5	9	13	8	6	6	14	13	0	0	104	
Total	8	11	15	11	12	11	15	23	18	11	16	25	21	5	1	0	203

Enrolment By Grade and Gender

Gender	Grade														Total
	K	1	2	3	4	5	6	7	8	9	10	11	12	4th	
Male	5	4	7	6	5	6	6	10	11	4	11	13	11	0	99
Female	3	7	8	6	6	5	9	13	8	7	5	16	11	0	104
Total	8	11	15	12	11	11	15	23	19	11	16	29	22	0	203

Enrolment By Grade
For 158



* Data from the 2007-2008 AGR(Enrolment/Age as of the last day in Sept./Dec.)

** Newfoundland Statistics Classification System

*** May include itinerant teachers

District 3 - Nova Central

#160 - Bayview Primary, Nipper's Harbour

Classification: Rural Community/Central Region**
Offers Distance Education: No

Grades: K-3

Number of Grades: 4

[School FTE PTR : N/A](#)

[District FTE PTR : 11.9](#)

[Provincial FTE PTR : 12.7](#)

[FTE Teachers](#) *** : 0.0

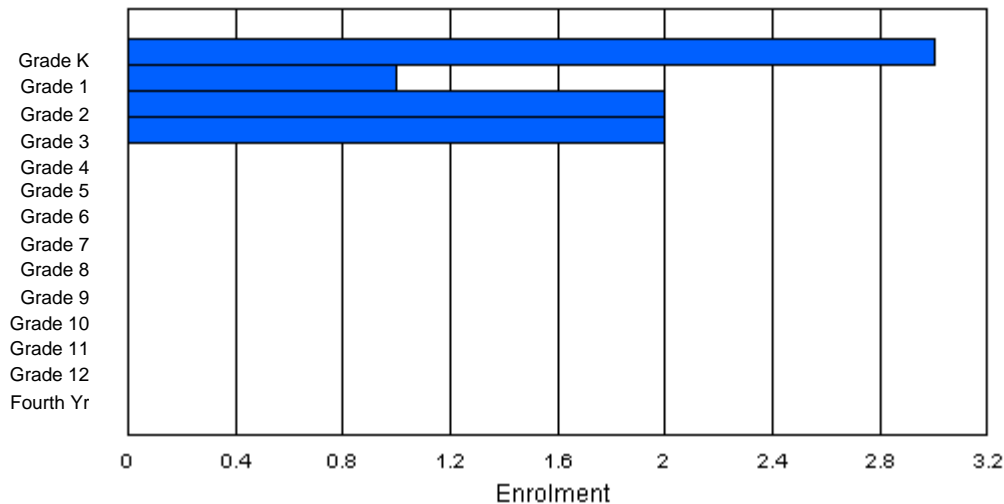
Enrolment By Age and Gender

Gender	Age																Total
	5	6	7	8	9	10	11	12	13	14	15	16	17	18	19	20>	
Male	2	0	0	1	0	0	0	0	0	0	0	0	0	0	0	0	3
Female	1	1	2	1	0	0	0	0	0	0	0	0	0	0	0	0	5
Total	3	1	2	2	0	0	0	0	0	0	0	0	0	0	0	0	8

Enrolment By Grade and Gender

Gender	K	Grade												Total		
		1	2	3	4	5	6	7	8	9	10	11	12		4th	
Male	2	0	0	1	0	0	0	0	0	0	0	0	0	0	0	3
Female	1	1	2	1	0	0	0	0	0	0	0	0	0	0	0	5
Total	3	1	2	2	0	0	0	0	0	0	0	0	0	0	0	8

Enrolment By Grade
For 160



* Data from the 2007-2008 AGR(Enrolment/Age as of the last day in Sept./Dec.)

** Newfoundland Statistics Classification System

*** May include itinerant teachers

District 3 - Nova Central

#162 - Dorset Collegiate, Pilley's Island

Classification: Rural Community/Central Region**
Offers Distance Education: Yes

Grades: 7-12

Number of Grades: 6

[School FTE PTR : 11.7](#)

[District FTE PTR : 11.9](#)

[Provincial FTE PTR : 12.7](#)

[FTE Teachers](#) *** : 15.0

Enrolment By Age and Gender

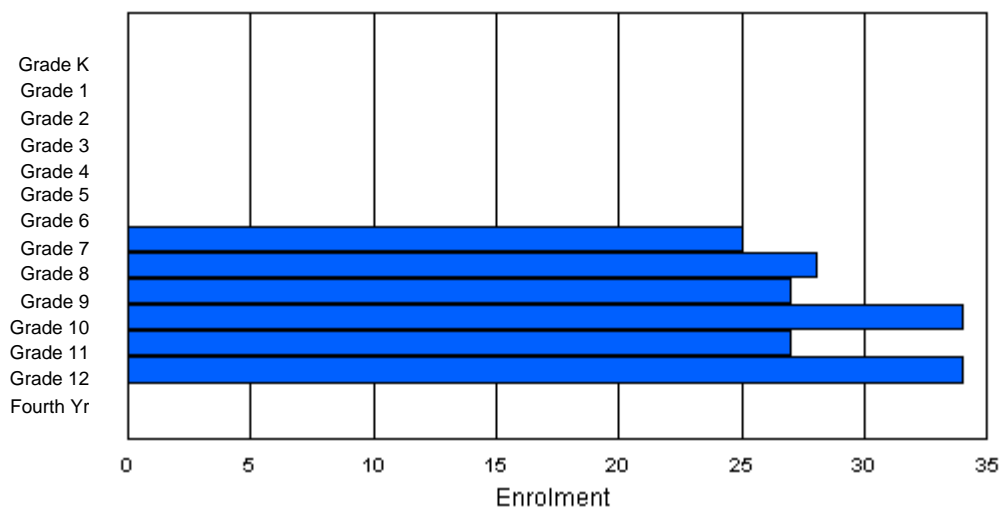
Gender	Age																Total
	5	6	7	8	9	10	11	12	13	14	15	16	17	18	19	20>	
Male	0	0	0	0	0	0	0	9	15	12	18	14	21	4	1	0	94
Female	0	0	0	0	0	0	0	15	11	17	13	14	11	0	0	0	81
Total	0	0	0	0	0	0	0	24	26	29	31	28	32	4	1	0	175

Enrolment By Grade and Gender

Gender	Grade														Total
	K	1	2	3	4	5	6	7	8	9	10	11	12	4th	
Male	0	0	0	0	0	0	0	10	17	11	18	14	24	0	94
Female	0	0	0	0	0	0	0	15	11	16	16	13	10	0	81
Total	0	0	0	0	0	0	0	25	28	27	34	27	34	0	175

Enrolment By Grade

For 162



* Data from the 2007-2008 AGR(Enrolment/Age as of the last day in Sept./Dec.)

** Newfoundland Statistics Classification System

*** May include itinerant teachers

District 3 - Nova Central

#163 - Point Leamington Academy, Point Leamington

Classification: Rural Community/Central Region**
Offers Distance Education: Yes

Grades: K-12 Number of Grades: 13

[School FTE PTR : 9.7](#)
[District FTE PTR : 11.9](#)
[Provincial FTE PTR : 12.7](#)

[FTE Teachers](#) *** : 12.0

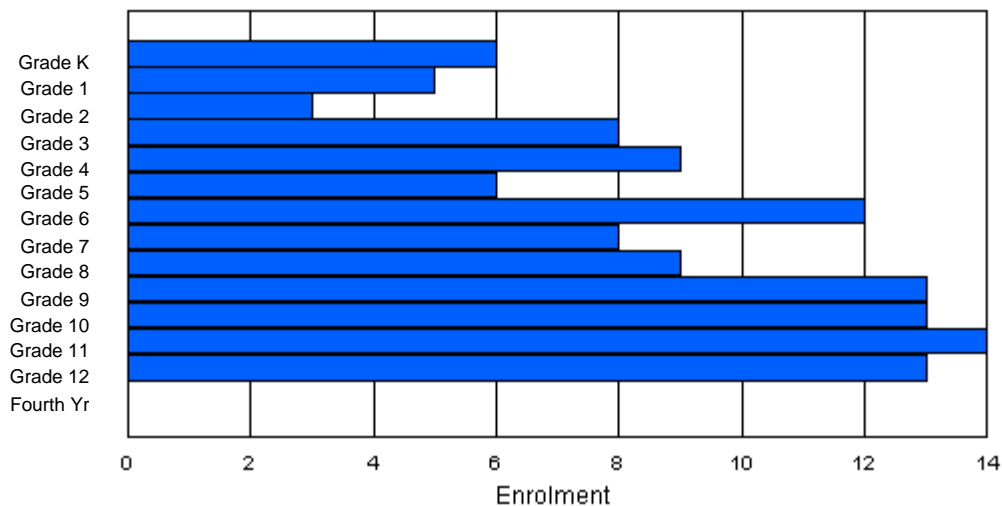
Enrolment By Age and Gender

Gender	Age																	Total
	5	6	7	8	9	10	11	12	13	14	15	16	17	18	19	20>		
Male	4	4	1	4	5	1	5	4	6	6	6	8	4	0	0	0	58	
Female	2	1	2	4	4	5	7	4	3	6	6	7	10	0	0	0	61	
Total	6	5	3	8	9	6	12	8	9	12	12	15	14	0	0	0	119	

Enrolment By Grade and Gender

Gender	Grade															Total
	K	1	2	3	4	5	6	7	8	9	10	11	12	4th		
Male	4	4	1	4	5	1	5	4	6	7	7	7	3	0	58	
Female	2	1	2	4	4	5	7	4	3	6	6	7	10	0	61	
Total	6	5	3	8	9	6	12	8	9	13	13	14	13	0	119	

Enrolment By Grade
For 163



* Data from the 2007-2008 AGR(Enrolment/Age as of the last day in Sept./Dec.)

** Newfoundland Statistics Classification System

*** May include itinerant teachers

District 3 - Nova Central

#165 - St. Stephen's AG, Rencontre East

Classification: Rural Community/Southern Region**
Offers Distance Education: Yes

Grades: K,2-8,10-12 Number of Grades: 11

[School FTE PTR : 5.1](#)
[District FTE PTR : 11.9](#)
[Provincial FTE PTR : 12.7](#)

[FTE Teachers](#) *** : 5.0

Enrolment By Age and Gender

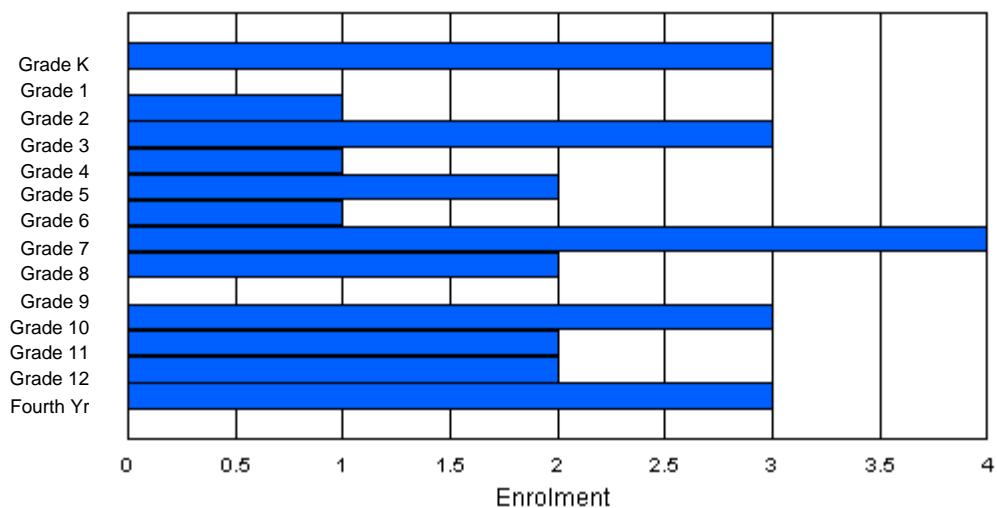
Gender	Age																Total
	5	6	7	8	9	10	11	12	13	14	15	16	17	18	19	20>	
Male	1	0	1	2	0	1	1	1	2	0	1	1	1	2	0	0	14
Female	2	0	0	1	1	1	0	3	0	0	2	1	1	0	1	0	13
Total	3	0	1	3	1	2	1	4	2	0	3	2	2	2	1	0	27

Enrolment By Grade and Gender

Gender	K	Grade													Total
		1	2	3	4	5	6	7	8	9	10	11	12	4th	
Male	1	0	1	2	0	1	1	1	2	0	1	1	1	2	14
Female	2	0	0	1	1	1	0	3	0	0	2	1	1	1	13
Total	3	0	1	3	1	2	1	4	2	0	3	2	2	3	27

Enrolment By Grade

For 165



* Data from the 2007-2008 AGR(Enrolment/Age as of the last day in Sept./Dec.)

** Newfoundland Statistics Classification System

*** May include itinerant teachers

District 3 - Nova Central

#167 - Green Bay South Academy, Robert's Arm

Classification: Rural Community/Central Region**
Offers Distance Education: No

Grades: K-6 Number of Grades: 7

[School FTE PTR : 11.3](#)
[District FTE PTR : 11.9](#)
[Provincial FTE PTR : 12.7](#)

[FTE Teachers](#) *** : 13.5

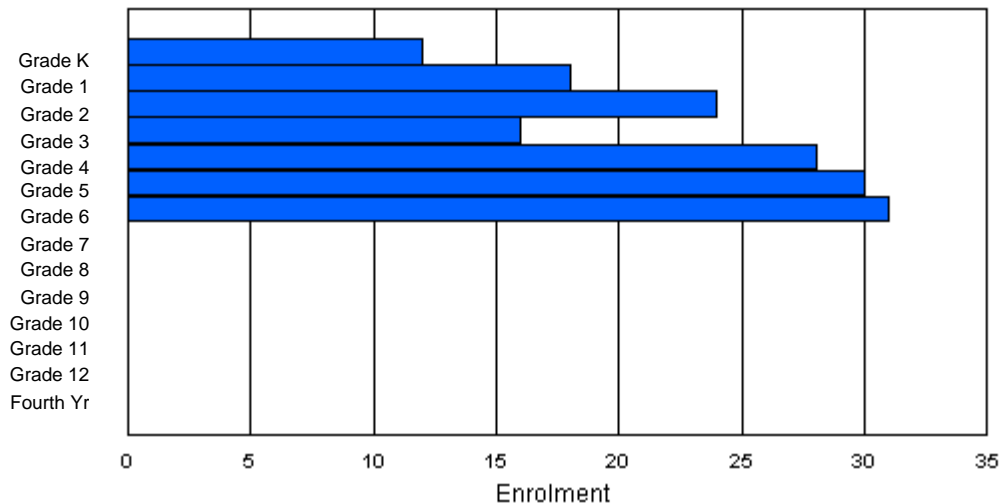
Enrolment By Age and Gender

Gender	Age																Total
	5	6	7	8	9	10	11	12	13	14	15	16	17	18	19	20>	
Male	8	12	9	10	12	13	18	0	0	0	0	0	0	0	0	0	82
Female	4	6	14	7	15	17	14	0	0	0	0	0	0	0	0	0	77
Total	12	18	23	17	27	30	32	0	0	0	0	0	0	0	0	0	159

Enrolment By Grade and Gender

Gender	Grade														Total
	K	1	2	3	4	5	6	7	8	9	10	11	12	4th	
Male	8	12	10	9	12	14	17	0	0	0	0	0	0	0	82
Female	4	6	14	7	16	16	14	0	0	0	0	0	0	0	77
Total	12	18	24	16	28	30	31	0	0	0	0	0	0	0	159

Enrolment By Grade
For 167



* Data from the 2007-2008 AGR(Enrolment/Age as of the last day in Sept./Dec.)

** Newfoundland Statistics Classification System

*** May include itinerant teachers

District 3 - Nova Central

#171 - Indian River High School, Springdale

Classification: Rural Community/Central Region**
Offers Distance Education: No

Grades: 7-12 Number of Grades: 6

[School FTE PTR : 14.2](#)
[District FTE PTR : 11.9](#)
[Provincial FTE PTR : 12.7](#)

[FTE Teachers](#) *** : 20.5

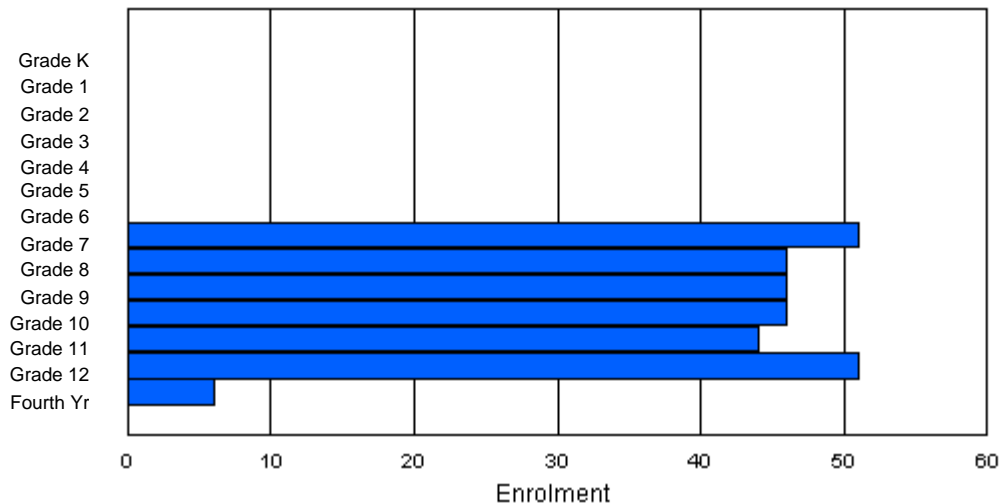
Enrolment By Age and Gender

Gender	Age																Total
	5	6	7	8	9	10	11	12	13	14	15	16	17	18	19	20>	
Male	0	0	0	0	0	0	0	23	21	18	26	22	21	5	4	0	140
Female	0	0	0	0	0	0	0	24	27	28	18	19	29	4	1	0	150
Total	0	0	0	0	0	0	0	47	48	46	44	41	50	9	5	0	290

Enrolment By Grade and Gender

Gender	Grade														Total
	K	1	2	3	4	5	6	7	8	9	10	11	12	4th	
Male	0	0	0	0	0	0	0	25	20	18	28	25	20	4	140
Female	0	0	0	0	0	0	0	26	26	28	18	19	31	2	150
Total	0	0	0	0	0	0	0	51	46	46	46	44	51	6	290

Enrolment By Grade
For 171



* Data from the 2007-2008 AGR(Enrolment/Age as of the last day in Sept./Dec.)

** Newfoundland Statistics Classification System

*** May include itinerant teachers

District 3 - Nova Central

#172 - Brian Peckford Primary, Triton

Classification: Rural Community/Central Region**
Offers Distance Education: No

Grades: K-3

Number of Grades: 4

[School FTE PTR : 11.3](#)

[District FTE PTR : 11.9](#)

[Provincial FTE PTR : 12.7](#)

[FTE Teachers](#) *** : 4.0

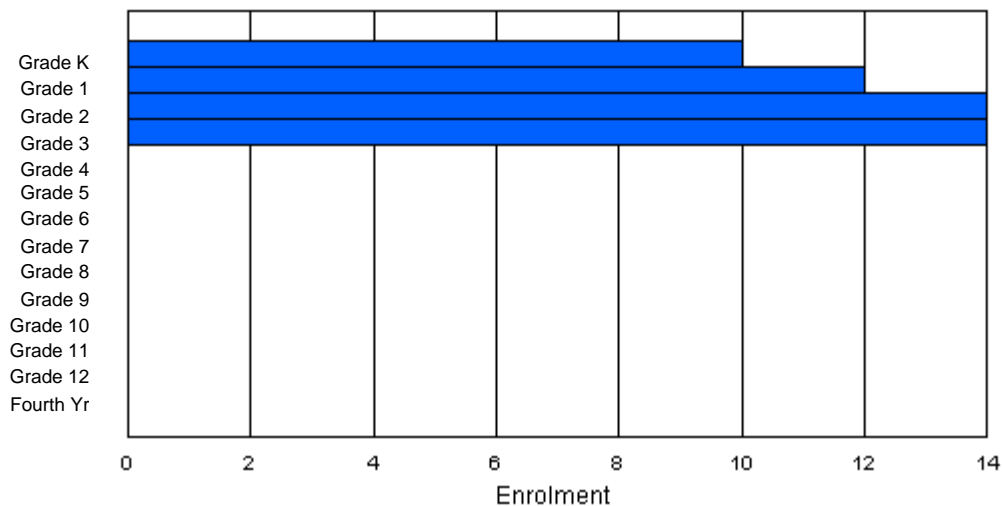
Enrolment By Age and Gender

Gender	Age																Total
	5	6	7	8	9	10	11	12	13	14	15	16	17	18	19	20>	
Male	7	5	8	9	0	0	0	0	0	0	0	0	0	0	0	0	29
Female	3	7	5	5	1	0	0	0	0	0	0	0	0	0	0	0	21
Total	10	12	13	14	1	0	0	0	0	0	0	0	0	0	0	0	50

Enrolment By Grade and Gender

Gender	Grade														Total
	K	1	2	3	4	5	6	7	8	9	10	11	12	4th	
Male	7	5	9	8	0	0	0	0	0	0	0	0	0	0	29
Female	3	7	5	6	0	0	0	0	0	0	0	0	0	0	21
Total	10	12	14	14	0	0	0	0	0	0	0	0	0	0	50

Enrolment By Grade
For 172



* Data from the 2007-2008 AGR(Enrolment/Age as of the last day in Sept./Dec.)

** Newfoundland Statistics Classification System

*** May include itinerant teachers

District 3 - Nova Central

#174 - St. Peter's Academy, Westport

Classification: Rural Community/Central Region**
Offers Distance Education: Yes

Grades: K-3,6-9, 11-12 Number of Grades: 10

[School FTE PTR : 6.8](#)
[District FTE PTR : 11.9](#)
[Provincial FTE PTR : 12.7](#)

[FTE Teachers](#) *** : 5.0

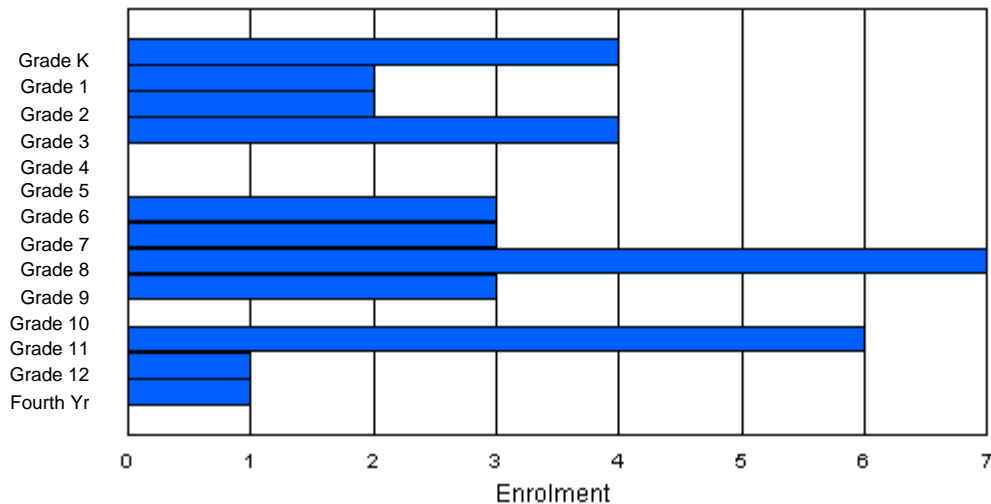
Enrolment By Age and Gender

Gender	Age																Total
	5	6	7	8	9	10	11	12	13	14	15	16	17	18	19	20>	
Male	1	0	1	2	0	0	0	2	2	1	0	2	0	0	0	0	11
Female	3	2	1	2	0	0	3	1	5	2	0	4	1	1	0	0	25
Total	4	2	2	4	0	0	3	3	7	3	0	6	1	1	0	0	36

Enrolment By Grade and Gender

Gender	K	Grade													Total
		1	2	3	4	5	6	7	8	9	10	11	12	4th	
Male	1	0	1	2	0	0	0	2	2	1	0	2	0	0	11
Female	3	2	1	2	0	0	3	1	5	2	0	4	1	1	25
Total	4	2	2	4	0	0	3	3	7	3	0	6	1	1	36

Enrolment By Grade
For 174



* Data from the 2007-2008 AGR(Enrolment/Age as of the last day in Sept./Dec.)

** Newfoundland Statistics Classification System

*** May include itinerant teachers

District 3 - Nova Central

#177 - Greenwood Academy, Campbellton

Classification: Rural Community/Central Region**
Offers Distance Education: No

Grades: K-9 Number of Grades: 10

[School FTE PTR : 11.6](#)
[District FTE PTR : 11.9](#)
[Provincial FTE PTR : 12.7](#)

[FTE Teachers](#) *** : 15.5

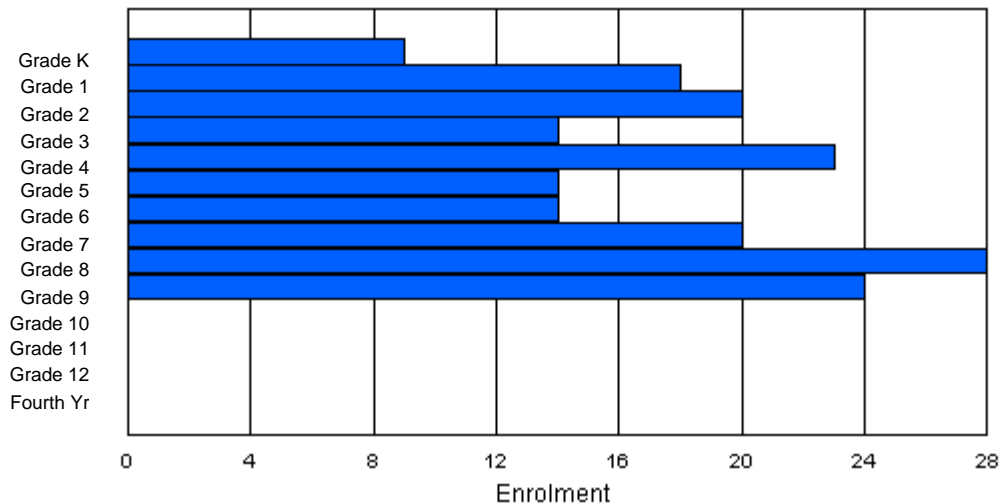
Enrolment By Age and Gender

Gender	Age																Total
	5	6	7	8	9	10	11	12	13	14	15	16	17	18	19	20>	
Male	3	10	14	3	12	1	6	15	19	10	0	0	0	0	0	0	93
Female	6	8	5	11	12	13	8	5	8	15	0	0	0	0	0	0	91
Total	9	18	19	14	24	14	14	20	27	25	0	0	0	0	0	0	184

Enrolment By Grade and Gender

Gender	Grade														Total
	K	1	2	3	4	5	6	7	8	9	10	11	12	4th	
Male	3	10	14	4	11	1	6	15	19	10	0	0	0	0	93
Female	6	8	6	10	12	13	8	5	9	14	0	0	0	0	91
Total	9	18	20	14	23	14	14	20	28	24	0	0	0	0	184

Enrolment By Grade
For 177



* Data from the 2007-2008 AGR(Enrolment/Age as of the last day in Sept./Dec.)

** Newfoundland Statistics Classification System

*** May include itinerant teachers

District 3 - Nova Central

#178 - Phoenix Academy, Carmanville

Classification: Rural Community/Central Region**
Offers Distance Education: Yes

Grades: K-12

Number of Grades: 13

[School FTE PTR : 12.7](#)

[District FTE PTR : 11.9](#)

[Provincial FTE PTR : 12.7](#)

[FTE Teachers](#) *** : 20.5

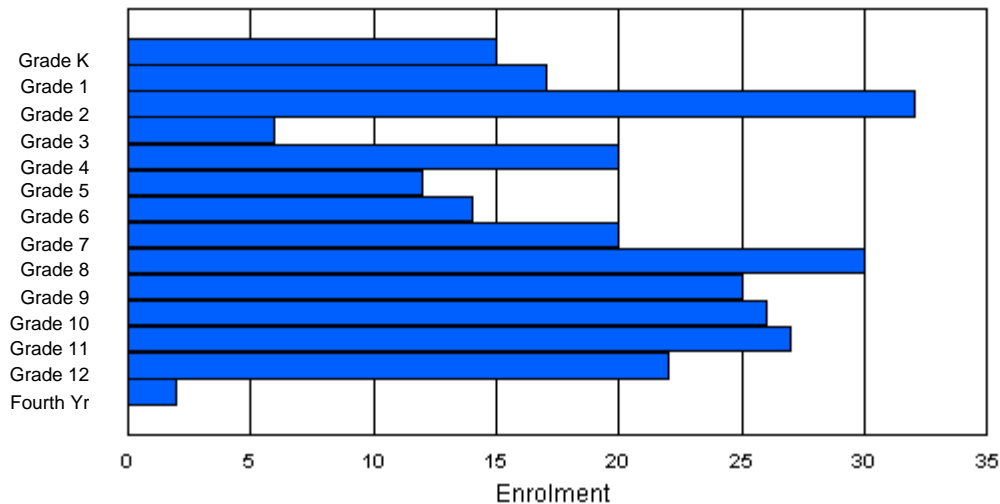
Enrolment By Age and Gender

Gender	Age																Total
	5	6	7	8	9	10	11	12	13	14	15	16	17	18	19	20>	
Male	7	9	12	3	12	6	4	15	12	8	14	14	12	4	0	0	132
Female	8	7	17	6	8	7	8	7	17	16	10	11	14	0	0	0	136
Total	15	16	29	9	20	13	12	22	29	24	24	25	26	4	0	0	268

Enrolment By Grade and Gender

Gender	Grade														Total
	K	1	2	3	4	5	6	7	8	9	10	11	12	4th	
Male	7	10	13	1	12	6	6	13	13	8	15	15	11	2	132
Female	8	7	19	5	8	6	8	7	17	17	11	12	11	0	136
Total	15	17	32	6	20	12	14	20	30	25	26	27	22	2	268

Enrolment By Grade
For 178



* Data from the 2007-2008 AGR(Enrolment/Age as of the last day in Sept./Dec.)

** Newfoundland Statistics Classification System

*** May include itinerant teachers

District 3 - Nova Central

#179 - Centreville Academy, Centreville-Wareham

Classification: Rural Community/Central Region**
Offers Distance Education: No

Grades: K-8

Number of Grades: 9

[School FTE PTR : 10.5](#)

[District FTE PTR : 11.9](#)

[Provincial FTE PTR : 12.7](#)

[FTE Teachers](#) *** : 9.0

Enrolment By Age and Gender

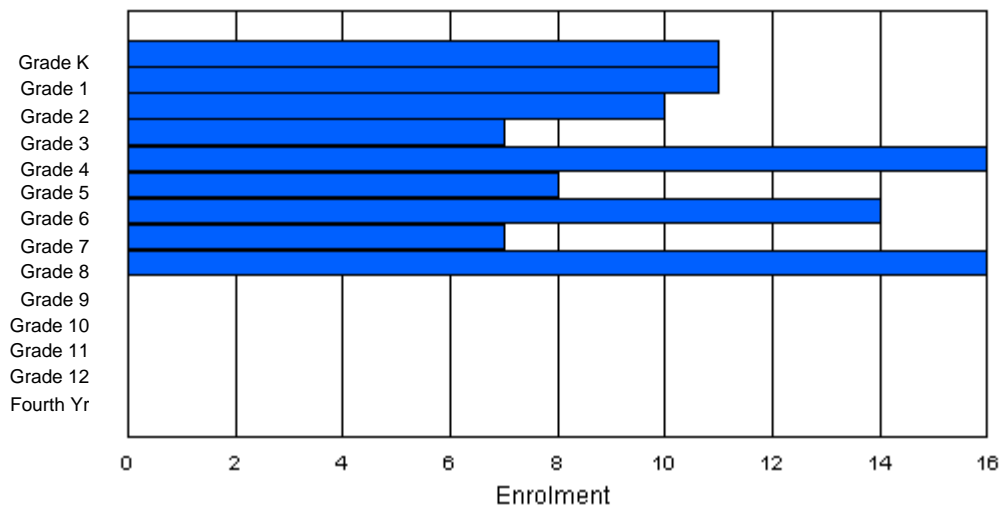
Gender	Age																Total
	5	6	7	8	9	10	11	12	13	14	15	16	17	18	19	20>	
Male	5	7	6	4	6	7	9	3	10	0	0	1	0	0	0	0	58
Female	6	4	4	3	10	1	5	4	5	0	0	0	0	0	0	0	42
Total	11	11	10	7	16	8	14	7	15	0	0	1	0	0	0	0	100

Enrolment By Grade and Gender

Gender	Grade														Total
	K	1	2	3	4	5	6	7	8	9	10	11	12	4th	
Male	5	7	6	4	6	7	9	3	11	0	0	0	0	0	58
Female	6	4	4	3	10	1	5	4	5	0	0	0	0	0	42
Total	11	11	10	7	16	8	14	7	16	0	0	0	0	0	100

Enrolment By Grade

For 179



* Data from the 2007-2008 AGR(Enrolment/Age as of the last day in Sept./Dec.)

** Newfoundland Statistics Classification System

*** May include itinerant teachers

District 3 - Nova Central

#180 - A. R. Scammell Academy, Change Islands

Classification: Rural Community/Central Region**
Offers Distance Education: Yes

Grades: K-2,4-12 Number of Grades: 12

[School FTE PTR : 6.0](#)
[District FTE PTR : 11.9](#)
[Provincial FTE PTR : 12.7](#)

[FTE Teachers](#) *** : 5.0

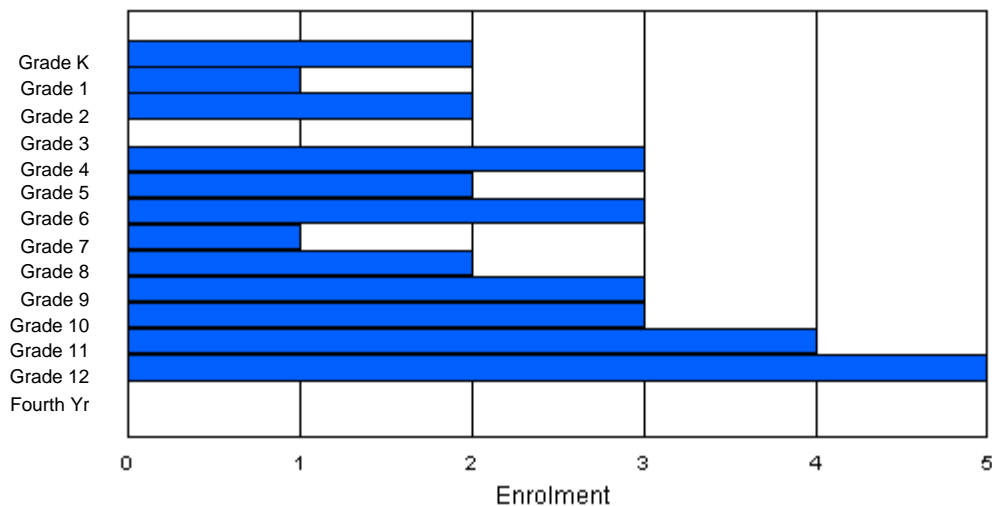
Enrolment By Age and Gender

Gender	Age																	Total
	5	6	7	8	9	10	11	12	13	14	15	16	17	18	19	20>		
Male	1	1	0	0	0	0	1	1	1	0	1	3	2	1	0	0	12	
Female	1	0	2	0	3	2	2	0	1	2	2	2	2	0	0	0	19	
Total	2	1	2	0	3	2	3	1	2	2	3	5	4	1	0	0	31	

Enrolment By Grade and Gender

Gender	K	Grade													Total
		1	2	3	4	5	6	7	8	9	10	11	12	4th	
Male	1	1	0	0	0	0	1	1	1	1	0	3	3	0	12
Female	1	0	2	0	3	2	2	0	1	2	3	1	2	0	19
Total	2	1	2	0	3	2	3	1	2	3	3	4	5	0	31

Enrolment By Grade
For 180



* Data from the 2007-2008 AGR(Enrolment/Age as of the last day in Sept./Dec.)

** Newfoundland Statistics Classification System

*** May include itinerant teachers

District 3 - Nova Central

#182 - Charlottetown Primary, Charlottetown, B.B.

Classification: Rural Community/Central Region**
Offers Distance Education: No

Grades: K-3 Number of Grades: 4

[School FTE PTR : 6.5](#)
[District FTE PTR : 11.9](#)
[Provincial FTE PTR : 12.7](#)

[FTE Teachers](#) *** : 2.0

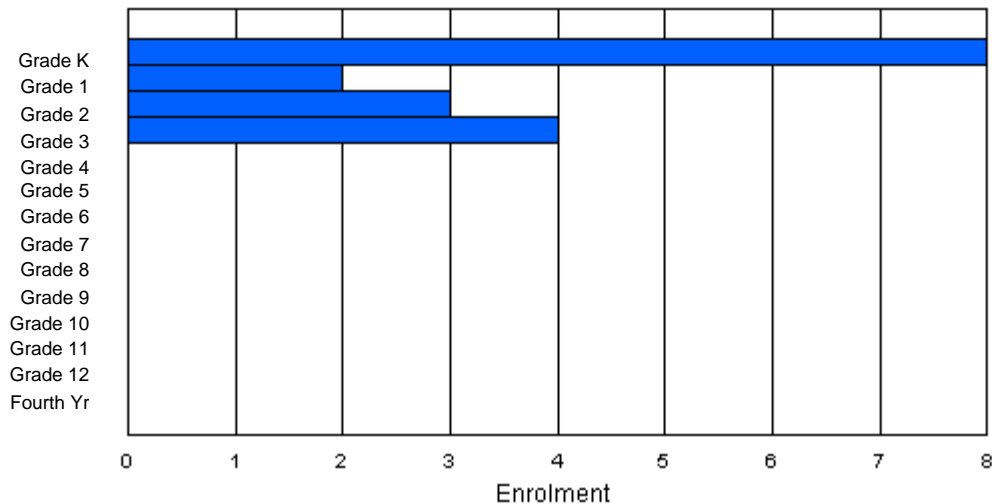
Enrolment By Age and Gender

Gender	Age																Total
	5	6	7	8	9	10	11	12	13	14	15	16	17	18	19	20>	
Male	4	1	2	1	0	0	0	0	0	0	0	0	0	0	0	0	8
Female	4	1	1	3	0	0	0	0	0	0	0	0	0	0	0	0	9
Total	8	2	3	4	0	0	0	0	0	0	0	0	0	0	0	0	17

Enrolment By Grade and Gender

Gender	K	Grade													Total	
		1	2	3	4	5	6	7	8	9	10	11	12	4th		
Male	4	1	2	1	0	0	0	0	0	0	0	0	0	0	0	8
Female	4	1	1	3	0	0	0	0	0	0	0	0	0	0	0	9
Total	8	2	3	4	0	0	0	0	0	0	0	0	0	0	0	17

Enrolment By Grade
For 182



* Data from the 2007-2008 AGR(Enrolment/Age as of the last day in Sept./Dec.)

** Newfoundland Statistics Classification System

*** May include itinerant teachers

District 3 - Nova Central

#183 - William Mercer Academy, Dover

Classification: Rural Community/Central Region**
Offers Distance Education: No

Grades: K-8

Number of Grades: 9

[School FTE PTR : 9.7](#)

[District FTE PTR : 11.9](#)

[Provincial FTE PTR : 12.7](#)

[FTE Teachers](#) *** : 15.0

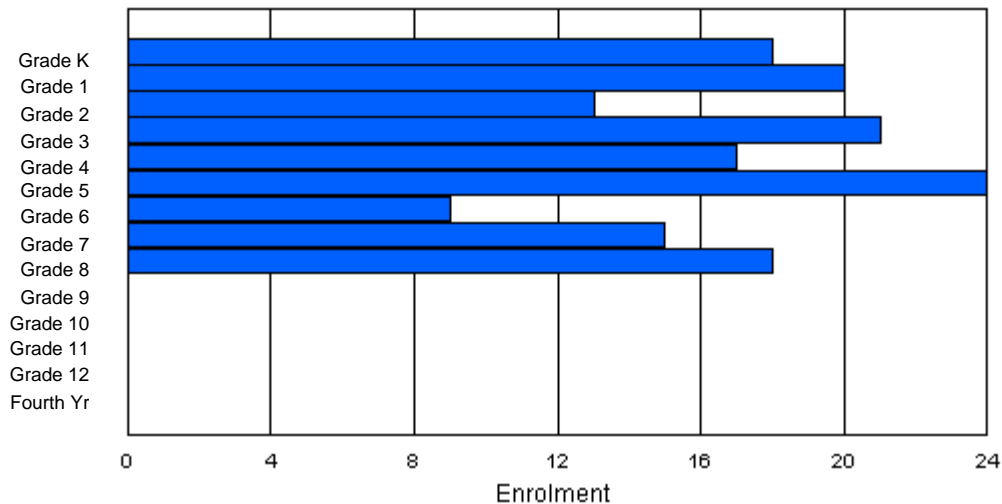
Enrolment By Age and Gender

Gender	Age																	Total
	5	6	7	8	9	10	11	12	13	14	15	16	17	18	19	20>		
Male	7	7	2	5	7	11	5	5	10	0	0	0	0	0	0	0	59	
Female	11	13	11	16	10	13	4	10	8	0	0	0	0	0	0	0	96	
Total	18	20	13	21	17	24	9	15	18	0	0	0	0	0	0	0	155	

Enrolment By Grade and Gender

Gender	Grade															Total
	K	1	2	3	4	5	6	7	8	9	10	11	12	4th		
Male	7	7	2	5	7	11	5	5	10	0	0	0	0	0	59	
Female	11	13	11	16	10	13	4	10	8	0	0	0	0	0	96	
Total	18	20	13	21	17	24	9	15	18	0	0	0	0	0	155	

Enrolment By Grade
For 183



* Data from the 2007-2008 AGR(Enrolment/Age as of the last day in Sept./Dec.)

** Newfoundland Statistics Classification System

*** May include itinerant teachers

District 3 - Nova Central

#186 - Heritage Academy, Greenspond

Classification: Rural Community/Central Region**
Offers Distance Education: No

Grades: K-3

Number of Grades: 4

[School FTE PTR : 9.5](#)

[District FTE PTR : 11.9](#)

[Provincial FTE PTR : 12.7](#)

[FTE Teachers](#) *** : 1.0

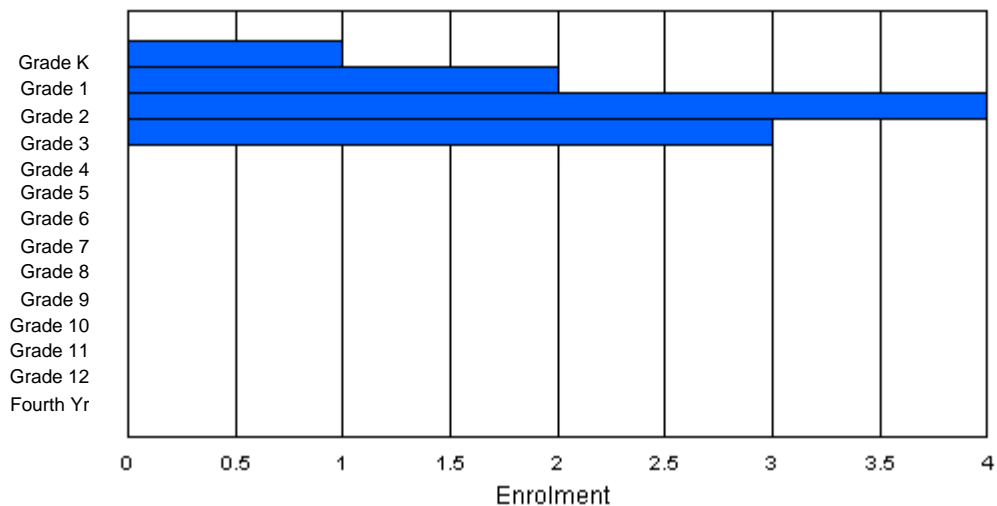
Enrolment By Age and Gender

Gender	Age																	Total
	5	6	7	8	9	10	11	12	13	14	15	16	17	18	19	20>		
Male	0	1	2	2	0	0	0	0	0	0	0	0	0	0	0	0	5	
Female	1	1	2	1	0	0	0	0	0	0	0	0	0	0	0	0	5	
Total	1	2	4	3	0	0	0	0	0	0	0	0	0	0	0	0	10	

Enrolment By Grade and Gender

Gender	K	Grade													Total
		1	2	3	4	5	6	7	8	9	10	11	12	4th	
Male	0	1	2	2	0	0	0	0	0	0	0	0	0	0	5
Female	1	1	2	1	0	0	0	0	0	0	0	0	0	0	5
Total	1	2	4	3	0	0	0	0	0	0	0	0	0	0	10

Enrolment By Grade
For 186



* Data from the 2007-2008 AGR(Enrolment/Age as of the last day in Sept./Dec.)

** Newfoundland Statistics Classification System

*** May include itinerant teachers

District 3 - Nova Central

#187 - Jane Collins Academy, Hare Bay

Classification: Rural Community/Central Region**
Offers Distance Education: Yes

Grades: 9-12

Number of Grades: 4

[School FTE PTR : 11.6](#)

[District FTE PTR : 11.9](#)

[Provincial FTE PTR : 12.7](#)

[FTE Teachers](#) *** : 12.8

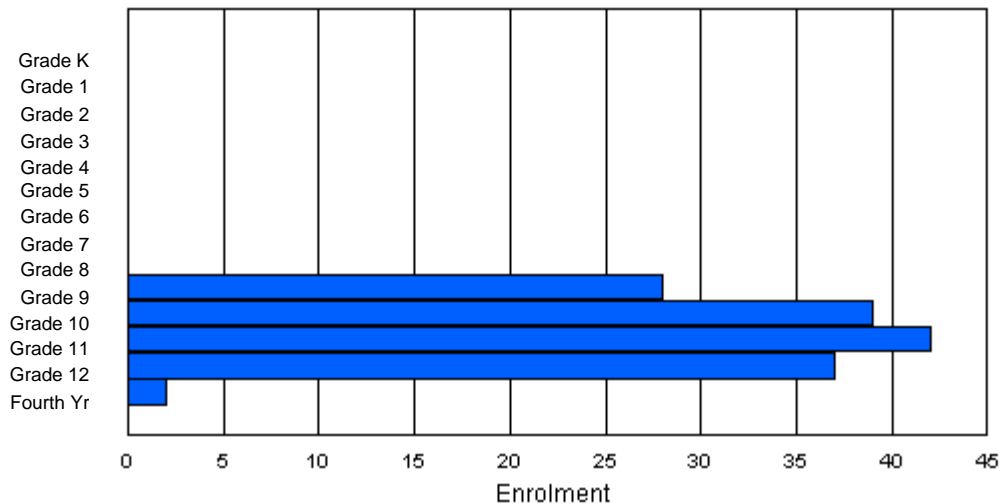
Enrolment By Age and Gender

Gender	Age																	Total
	5	6	7	8	9	10	11	12	13	14	15	16	17	18	19	20>		
Male	0	0	0	0	0	0	0	0	0	19	21	17	23	2	0	0	82	
Female	0	0	0	0	0	0	0	0	0	8	16	20	20	1	1	0	66	
Total	0	0	0	0	0	0	0	0	0	27	37	37	43	3	1	0	148	

Enrolment By Grade and Gender

Gender	Grade															Total
	K	1	2	3	4	5	6	7	8	9	10	11	12	4th		
Male	0	0	0	0	0	0	0	0	0	20	22	20	19	1	82	
Female	0	0	0	0	0	0	0	0	0	8	17	22	18	1	66	
Total	0	0	0	0	0	0	0	0	0	28	39	42	37	2	148	

Enrolment By Grade
For 187



* Data from the 2007-2008 AGR(Enrolment/Age as of the last day in Sept./Dec.)

** Newfoundland Statistics Classification System

*** May include itinerant teachers

District 3 - Nova Central

#188 - Sandstone Academy, Ladle Cove

Classification: Rural Community/Central Region**
Offers Distance Education: No

Grades: K-6

Number of Grades: 7

[School FTE PTR : 9.3](#)

[District FTE PTR : 11.9](#)

[Provincial FTE PTR : 12.7](#)

[FTE Teachers](#) *** : 2.0

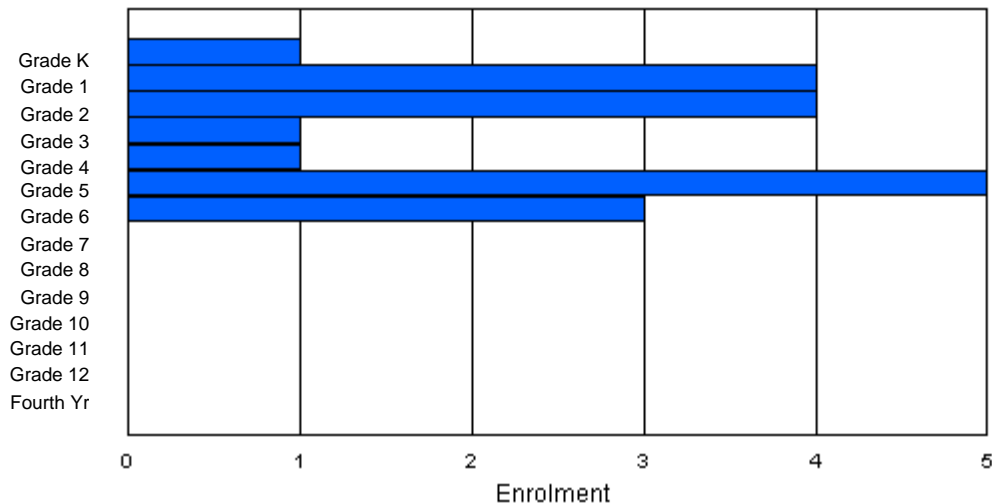
Enrolment By Age and Gender

Gender	Age																Total
	5	6	7	8	9	10	11	12	13	14	15	16	17	18	19	20>	
Male	0	2	2	0	0	4	3	0	0	0	0	0	0	0	0	0	11
Female	1	2	2	1	1	1	0	0	0	0	0	0	0	0	0	0	8
Total	1	4	4	1	1	5	3	0	0	0	0	0	0	0	0	0	19

Enrolment By Grade and Gender

Gender	K	Grade												Total	
		1	2	3	4	5	6	7	8	9	10	11	12		4th
Male	0	2	2	0	0	4	3	0	0	0	0	0	0	0	11
Female	1	2	2	1	1	1	0	0	0	0	0	0	0	0	8
Total	1	4	4	1	1	5	3	0	0	0	0	0	0	0	19

Enrolment By Grade
For 188



* Data from the 2007-2008 AGR(Enrolment/Age as of the last day in Sept./Dec.)

** Newfoundland Statistics Classification System

*** May include itinerant teachers

District 3 - Nova Central

#189 - Lewisporte Academy, Lewisporte

Classification: Rural Community/Central Region**
Offers Distance Education: No

Grades: K-9 Number of Grades: 10

[School FTE PTR : 14.0](#)
[District FTE PTR : 11.9](#)
[Provincial FTE PTR : 12.7](#)

[FTE Teachers](#) *** : 34.3

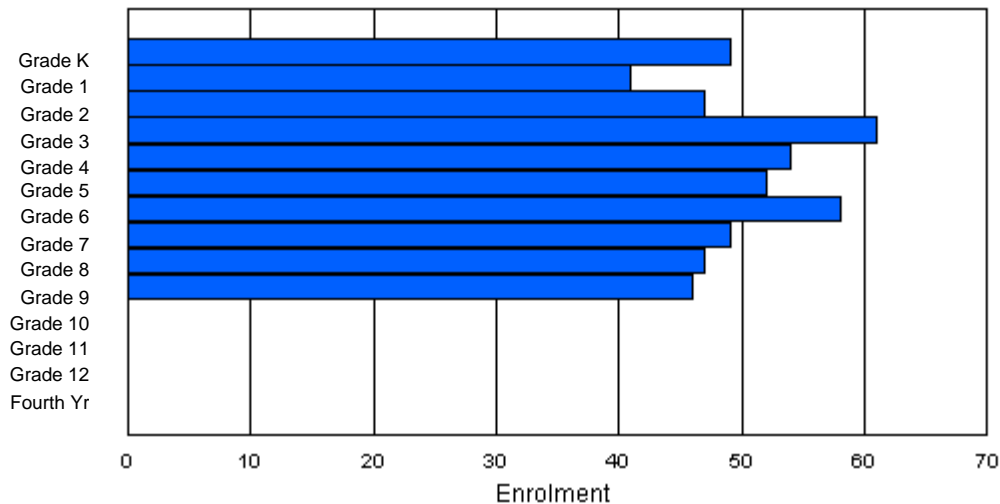
Enrolment By Age and Gender

Gender	Age																Total
	5	6	7	8	9	10	11	12	13	14	15	16	17	18	19	20>	
Male	23	23	26	35	26	31	25	27	23	28	1	0	0	0	0	0	268
Female	26	18	21	25	28	21	31	25	22	19	0	0	0	0	0	0	236
Total	49	41	47	60	54	52	56	52	45	47	1	0	0	0	0	0	504

Enrolment By Grade and Gender

Gender	Grade														Total
	K	1	2	3	4	5	6	7	8	9	10	11	12	4th	
Male	23	23	26	36	26	31	24	27	25	27	0	0	0	0	268
Female	26	18	21	25	28	21	34	22	22	19	0	0	0	0	236
Total	49	41	47	61	54	52	58	49	47	46	0	0	0	0	504

Enrolment By Grade
For 189



* Data from the 2007-2008 AGR(Enrolment/Age as of the last day in Sept./Dec.)

** Newfoundland Statistics Classification System

*** May include itinerant teachers

District 3 - Nova Central

#190 - Lewisporte Collegiate, Lewisporte

Classification: Rural Community/Central Region**
Offers Distance Education: No

Grades: 10-12

Number of Grades: 3

[School FTE PTR : 14.7](#)

[District FTE PTR : 11.9](#)

[Provincial FTE PTR : 12.7](#)

[FTE Teachers](#) *** : 21.0

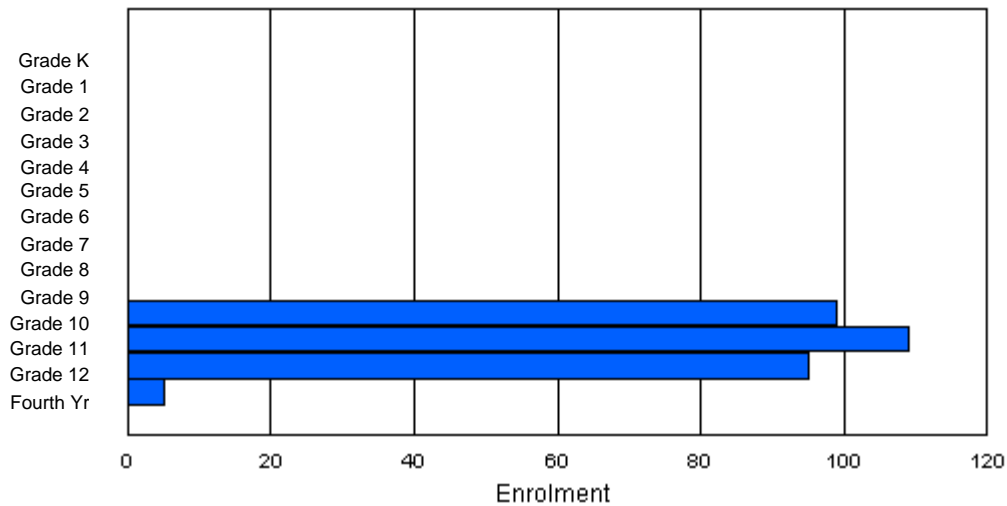
Enrolment By Age and Gender

Gender	Age																	Total
	5	6	7	8	9	10	11	12	13	14	15	16	17	18	19	20>		
Male	0	0	0	0	0	0	0	0	0	0	45	53	53	6	3	2	162	
Female	0	0	0	0	0	0	0	0	0	0	46	47	49	4	0	0	146	
Total	0	0	0	0	0	0	0	0	0	0	91	100	102	10	3	2	308	

Enrolment By Grade and Gender

Gender	Grade															Total
	K	1	2	3	4	5	6	7	8	9	10	11	12	4th		
Male	0	0	0	0	0	0	0	0	0	0	50	60	49	3	162	
Female	0	0	0	0	0	0	0	0	0	0	49	49	46	2	146	
Total	0	0	0	0	0	0	0	0	0	0	99	109	95	5	308	

Enrolment By Grade
For 190



* Data from the 2007-2008 AGR(Enrolment/Age as of the last day in Sept./Dec.)

** Newfoundland Statistics Classification System

*** May include itinerant teachers

District 3 - Nova Central

#192 - Lumsden Academy, Lumsden

Classification: Rural Community/Central Region**
Offers Distance Education: Yes

Grades: K-9 Number of Grades: 10

[School FTE PTR : 10.5](#)
[District FTE PTR : 11.9](#)
[Provincial FTE PTR : 12.7](#)

[FTE Teachers](#) *** : 7.8

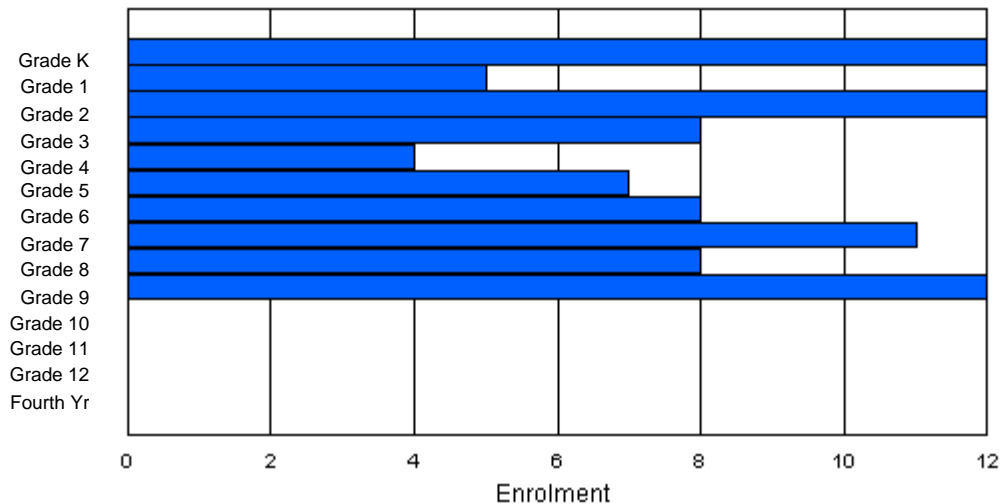
Enrolment By Age and Gender

Gender	Age																Total
	5	6	7	8	9	10	11	12	13	14	15	16	17	18	19	20>	
Male	7	2	6	4	3	5	6	6	4	5	1	0	0	0	0	0	49
Female	5	4	5	4	1	2	2	5	4	6	0	0	0	0	0	0	38
Total	12	6	11	8	4	7	8	11	8	11	1	0	0	0	0	0	87

Enrolment By Grade and Gender

Gender	Grade														Total
	K	1	2	3	4	5	6	7	8	9	10	11	12	4th	
Male	7	2	6	4	3	5	6	6	4	6	0	0	0	0	49
Female	5	3	6	4	1	2	2	5	4	6	0	0	0	0	38
Total	12	5	12	8	4	7	8	11	8	12	0	0	0	0	87

Enrolment By Grade
For 192



* Data from the 2007-2008 AGR(Enrolment/Age as of the last day in Sept./Dec.)

** Newfoundland Statistics Classification System

*** May include itinerant teachers

District 3 - Nova Central

#194 - Gill Memorial Academy, Musgrave Harbour

Classification: Rural Community/Central Region**
Offers Distance Education: Yes

Grades: K-12 Number of Grades: 13

[School FTE PTR : 9.9](#)
[District FTE PTR : 11.9](#)
[Provincial FTE PTR : 12.7](#)

[FTE Teachers](#) *** : 13.5

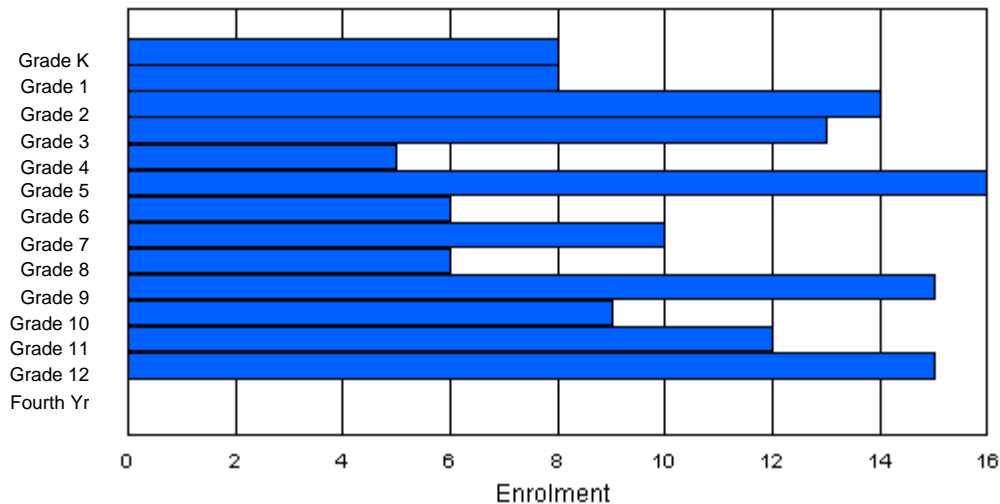
Enrolment By Age and Gender

Gender	Age																Total
	5	6	7	8	9	10	11	12	13	14	15	16	17	18	19	20>	
Male	4	6	6	10	3	8	2	6	2	9	4	6	9	0	0	0	75
Female	4	2	8	3	2	8	4	4	4	6	5	5	7	0	0	0	62
Total	8	8	14	13	5	16	6	10	6	15	9	11	16	0	0	0	137

Enrolment By Grade and Gender

Gender	Grade														Total
	K	1	2	3	4	5	6	7	8	9	10	11	12	4th	
Male	4	6	6	10	3	8	2	6	2	9	4	7	8	0	75
Female	4	2	8	3	2	8	4	4	4	6	5	5	7	0	62
Total	8	8	14	13	5	16	6	10	6	15	9	12	15	0	137

Enrolment By Grade
For 194



* Data from the 2007-2008 AGR(Enrolment/Age as of the last day in Sept./Dec.)

** Newfoundland Statistics Classification System

*** May include itinerant teachers

District 3 - Nova Central

#196 - St. Gabriel's AG, St. Brendan's

Classification: Rural Community/Central Region**
Offers Distance Education: Yes

Grades: 1-3,5-9,11-12 Number of Grades: 10

[School FTE PTR : 5.3](#)
[District FTE PTR : 11.9](#)
[Provincial FTE PTR : 12.7](#)

[FTE Teachers](#) *** : 4.0

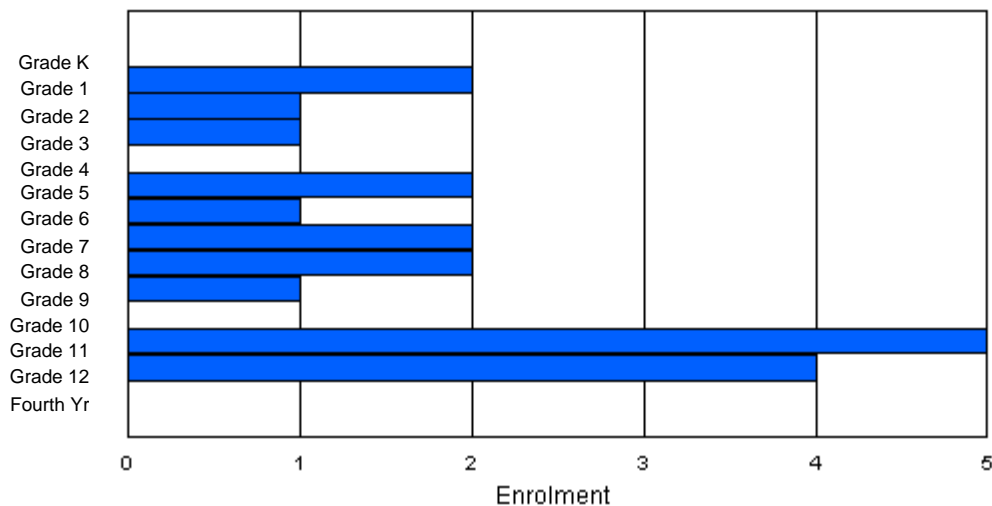
Enrolment By Age and Gender

Gender	Age																	Total
	5	6	7	8	9	10	11	12	13	14	15	16	17	18	19	20>		
Male	0	1	1	1	0	1	0	1	3	0	0	2	2	0	0	0	12	
Female	0	1	0	0	0	1	1	1	0	0	0	4	1	0	0	0	9	
Total	0	2	1	1	0	2	1	2	3	0	0	6	3	0	0	0	21	

Enrolment By Grade and Gender

Gender	Grade															Total
	K	1	2	3	4	5	6	7	8	9	10	11	12	4th		
Male	0	1	1	1	0	1	0	1	2	1	0	1	3	0	12	
Female	0	1	0	0	0	1	1	1	0	0	0	4	1	0	9	
Total	0	2	1	1	0	2	1	2	2	1	0	5	4	0	21	

Enrolment By Grade
For 196



* Data from the 2007-2008 AGR(Enrolment/Age as of the last day in Sept./Dec.)

** Newfoundland Statistics Classification System

*** May include itinerant teachers

District 3 - Nova Central

#201 - J.M. Olds Collegiate, Twillingate

Classification: Rural Community/Central Region**
Offers Distance Education: Yes

Grades: 7-12

Number of Grades: 6

[School FTE PTR : 14.2](#)

[District FTE PTR : 11.9](#)

[Provincial FTE PTR : 12.7](#)

[FTE Teachers](#) *** : 13.0

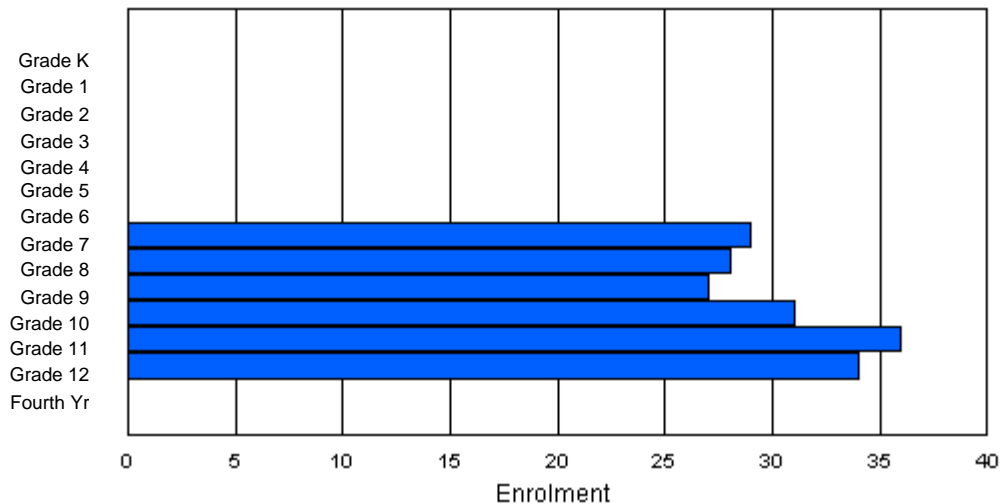
Enrolment By Age and Gender

Gender	Age																Total
	5	6	7	8	9	10	11	12	13	14	15	16	17	18	19	20>	
Male	0	0	0	0	0	0	0	16	15	12	18	18	13	2	0	0	94
Female	0	0	0	0	0	0	0	9	17	15	9	20	19	2	0	0	91
Total	0	0	0	0	0	0	0	25	32	27	27	38	32	4	0	0	185

Enrolment By Grade and Gender

Gender	Grade														Total
	K	1	2	3	4	5	6	7	8	9	10	11	12	4th	
Male	0	0	0	0	0	0	0	19	12	12	22	16	13	0	94
Female	0	0	0	0	0	0	0	10	16	15	9	20	21	0	91
Total	0	0	0	0	0	0	0	29	28	27	31	36	34	0	185

Enrolment By Grade
For 201



* Data from the 2007-2008 AGR(Enrolment/Age as of the last day in Sept./Dec.)

** Newfoundland Statistics Classification System

*** May include itinerant teachers

District 3 - Nova Central

#202 - Twillingate Island Elementary, Twillingate

Classification: Rural Community/Central Region**
Offers Distance Education: No

Grades: K-6 Number of Grades: 7

[School FTE PTR : 11.3](#)
[District FTE PTR : 11.9](#)
[Provincial FTE PTR : 12.7](#)

[FTE Teachers](#) *** : 13.0

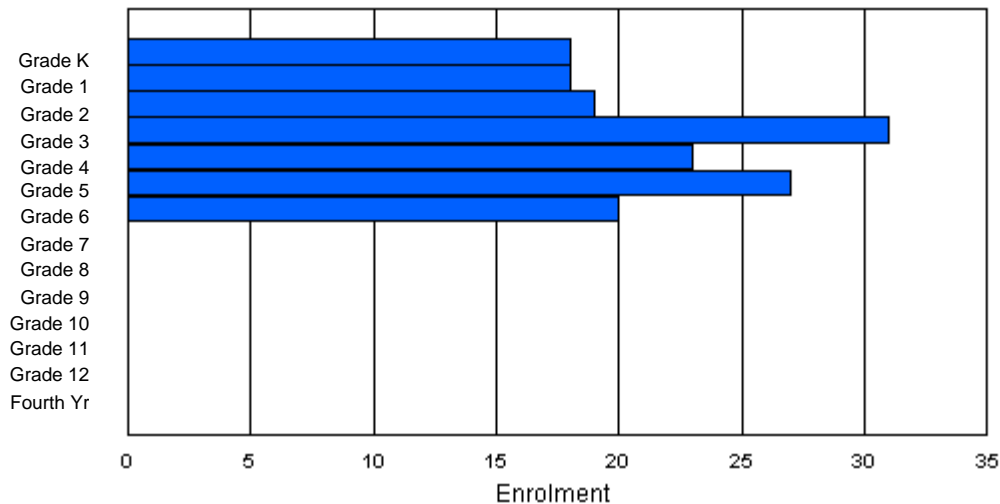
Enrolment By Age and Gender

Gender	Age																Total
	5	6	7	8	9	10	11	12	13	14	15	16	17	18	19	20>	
Male	10	9	11	16	11	10	9	0	0	0	0	0	0	0	0	0	76
Female	8	9	8	15	12	17	11	0	0	0	0	0	0	0	0	0	80
Total	18	18	19	31	23	27	20	0	0	0	0	0	0	0	0	0	156

Enrolment By Grade and Gender

Gender	Grade														Total
	K	1	2	3	4	5	6	7	8	9	10	11	12	4th	
Male	10	9	11	16	11	10	9	0	0	0	0	0	0	0	76
Female	8	9	8	15	12	17	11	0	0	0	0	0	0	0	80
Total	18	18	19	31	23	27	20	0	0	0	0	0	0	0	156

Enrolment By Grade
For 202



* Data from the 2007-2008 AGR(Enrolment/Age as of the last day in Sept./Dec.)

** Newfoundland Statistics Classification System

*** May include itinerant teachers

District 3 - Nova Central

#204 - Lester Pearson Memorial High, Wesleyville

Classification: Rural Community/Central Region**
Offers Distance Education: Yes

Grades: 7-12 Number of Grades: 6

[School FTE PTR : 12.3](#)
[District FTE PTR : 11.9](#)
[Provincial FTE PTR : 12.7](#)

[FTE Teachers](#) *** : 18.5

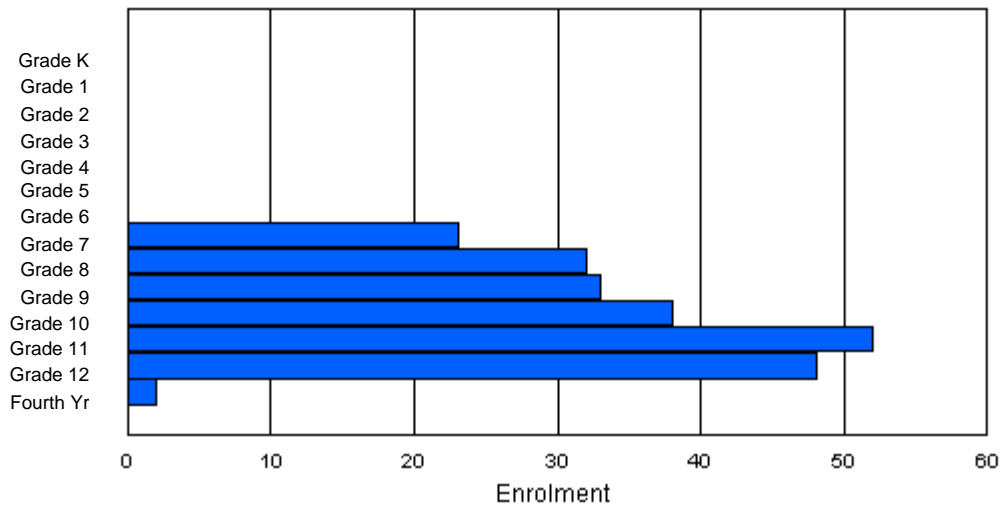
Enrolment By Age and Gender

Gender	Age																Total
	5	6	7	8	9	10	11	12	13	14	15	16	17	18	19	20>	
Male	0	0	0	0	0	0	0	15	15	16	19	27	25	4	1	0	122
Female	0	0	0	0	0	0	0	8	15	18	19	24	22	0	0	0	106
Total	0	0	0	0	0	0	0	23	30	34	38	51	47	4	1	0	228

Enrolment By Grade and Gender

Gender	Grade														Total
	K	1	2	3	4	5	6	7	8	9	10	11	12	4th	
Male	0	0	0	0	0	0	0	15	17	14	20	27	27	2	122
Female	0	0	0	0	0	0	0	8	15	19	18	25	21	0	106
Total	0	0	0	0	0	0	0	23	32	33	38	52	48	2	228

Enrolment By Grade
For 204



* Data from the 2007-2008 AGR(Enrolment/Age as of the last day in Sept./Dec.)

** Newfoundland Statistics Classification System

*** May include itinerant teachers

District 3 - Nova Central

#205 - Memorial Academy, Wesleyville

Classification: Rural Community/Central Region**
Offers Distance Education: No

Grades: K-6

Number of Grades: 7

[School FTE PTR : 12.2](#)

[District FTE PTR : 11.9](#)

[Provincial FTE PTR : 12.7](#)

[FTE Teachers](#) *** : 10.0

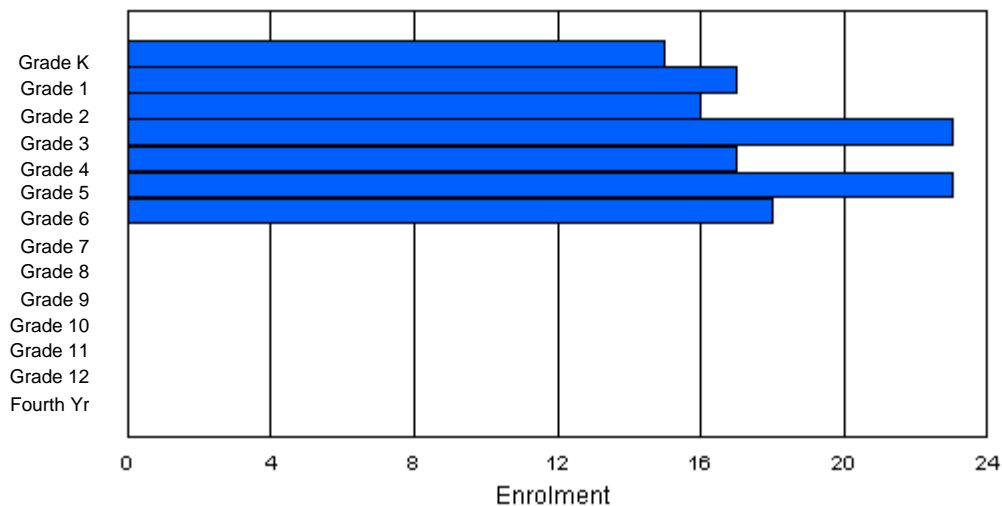
Enrolment By Age and Gender

Gender	Age																Total
	5	6	7	8	9	10	11	12	13	14	15	16	17	18	19	20>	
Male	10	12	9	11	4	11	12	0	0	0	0	0	0	0	0	0	69
Female	5	5	7	12	13	12	6	0	0	0	0	0	0	0	0	0	60
Total	15	17	16	23	17	23	18	0	0	0	0	0	0	0	0	0	129

Enrolment By Grade and Gender

Gender	Grade														Total
	K	1	2	3	4	5	6	7	8	9	10	11	12	4th	
Male	10	12	9	11	4	11	12	0	0	0	0	0	0	0	69
Female	5	5	7	12	13	12	6	0	0	0	0	0	0	0	60
Total	15	17	16	23	17	23	18	0	0	0	0	0	0	0	129

Enrolment By Grade
For 205



* Data from the 2007-2008 AGR(Enrolment/Age as of the last day in Sept./Dec.)

** Newfoundland Statistics Classification System

*** May include itinerant teachers

District 3 - Nova Central

#206 - Riverwood Academy, Wing's Point

Classification: Rural Community/Central Region**
Offers Distance Education: Yes

Grades: K-12 Number of Grades: 13

[School FTE PTR : 12.4](#)
[District FTE PTR : 11.9](#)
[Provincial FTE PTR : 12.7](#)

[FTE Teachers](#) *** : 25.0

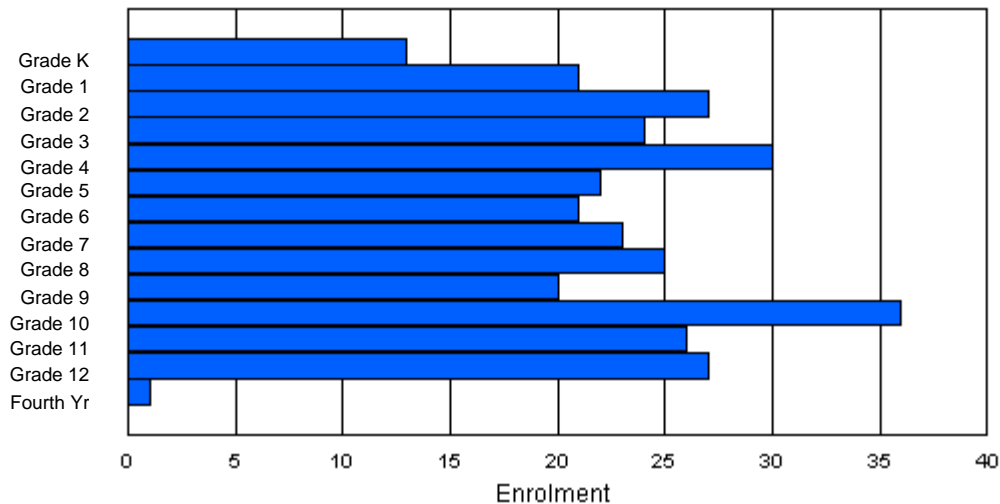
Enrolment By Age and Gender

Gender	Age																	Total
	5	6	7	8	9	10	11	12	13	14	15	16	17	18	19	20>		
Male	8	11	10	11	14	11	15	10	12	7	17	17	18	1	0	0	162	
Female	5	10	17	10	18	12	6	12	14	12	19	6	11	2	0	0	154	
Total	13	21	27	21	32	23	21	22	26	19	36	23	29	3	0	0	316	

Enrolment By Grade and Gender

Gender	Grade														Total
	K	1	2	3	4	5	6	7	8	9	10	11	12	4th	
Male	8	11	10	13	12	11	15	11	11	8	18	19	15	0	162
Female	5	10	17	11	18	11	6	12	14	12	18	7	12	1	154
Total	13	21	27	24	30	22	21	23	25	20	36	26	27	1	316

Enrolment By Grade
For 206



* Data from the 2007-2008 AGR(Enrolment/Age as of the last day in Sept./Dec.)

** Newfoundland Statistics Classification System

*** May include itinerant teachers

District 3 - Nova Central

#398 - Avoca Collegiate, Badger

Classification: Urban Community/Central Region**
Offers Distance Education: No

Grades: K-6,8-9 Number of Grades: 9

[School FTE PTR : 7.7](#)
[District FTE PTR : 11.9](#)
[Provincial FTE PTR : 12.7](#)

[FTE Teachers](#) *** : 8.0

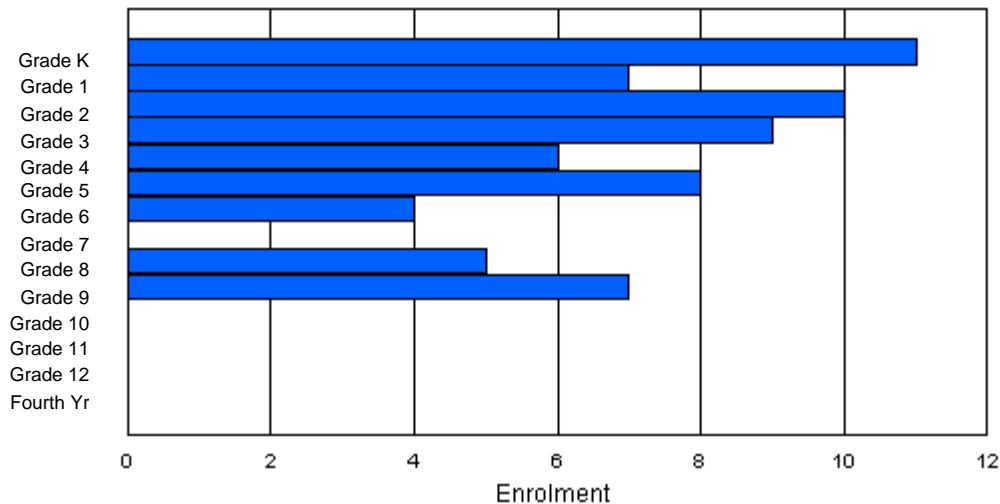
Enrolment By Age and Gender

Gender	Age																Total
	5	6	7	8	9	10	11	12	13	14	15	16	17	18	19	20>	
Male	4	3	6	2	1	5	2	1	2	4	0	0	0	0	0	0	30
Female	7	4	4	7	5	3	1	0	3	3	0	0	0	0	0	0	37
Total	11	7	10	9	6	8	3	1	5	7	0	0	0	0	0	0	67

Enrolment By Grade and Gender

Gender	Grade														Total
	K	1	2	3	4	5	6	7	8	9	10	11	12	4th	
Male	4	3	6	2	1	5	3	0	2	4	0	0	0	0	30
Female	7	4	4	7	5	3	1	0	3	3	0	0	0	0	37
Total	11	7	10	9	6	8	4	0	5	7	0	0	0	0	67

Enrolment By Grade
For 398



* Data from the 2007-2008 AGR(Enrolment/Age as of the last day in Sept./Dec.)

** Newfoundland Statistics Classification System

*** May include itinerant teachers

District 3 - Nova Central

#399 - Baie Verte Academy, Baie Verte

Classification: Rural Community/Central Region**
Offers Distance Education: No

Grades: K-6 Number of Grades: 7

[School FTE PTR : 10.0](#)
[District FTE PTR : 11.9](#)
[Provincial FTE PTR : 12.7](#)

[FTE Teachers](#) *** : 16.3

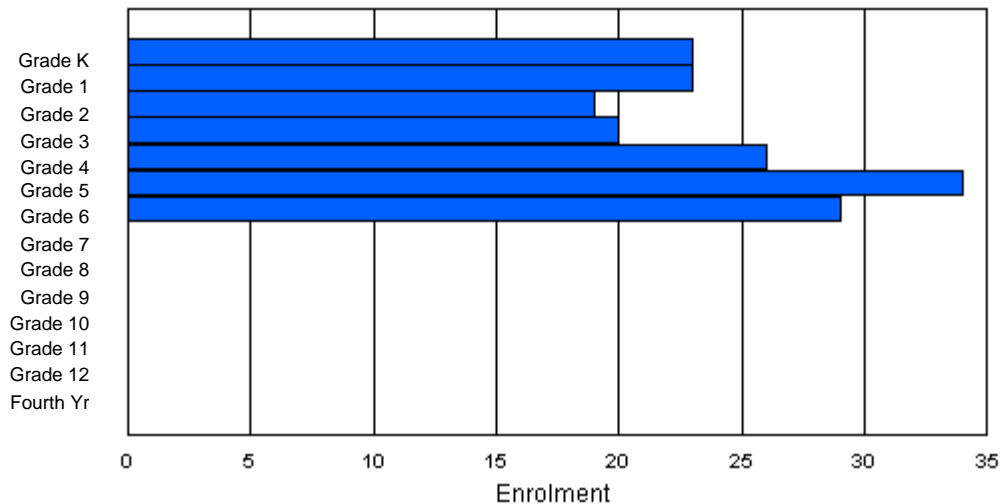
Enrolment By Age and Gender

Gender	Age																Total
	5	6	7	8	9	10	11	12	13	14	15	16	17	18	19	20>	
Male	13	11	8	13	12	21	17	1	0	0	0	0	0	0	0	0	96
Female	10	12	11	7	14	12	12	0	0	0	0	0	0	0	0	0	78
Total	23	23	19	20	26	33	29	1	0	0	0	0	0	0	0	0	174

Enrolment By Grade and Gender

Gender	Grade														Total
	K	1	2	3	4	5	6	7	8	9	10	11	12	4th	
Male	13	11	8	13	13	20	18	0	0	0	0	0	0	0	96
Female	10	12	11	7	13	14	11	0	0	0	0	0	0	0	78
Total	23	23	19	20	26	34	29	0	0	0	0	0	0	0	174

Enrolment By Grade
For 399



* Data from the 2007-2008 AGR(Enrolment/Age as of the last day in Sept./Dec.)

** Newfoundland Statistics Classification System

*** May include itinerant teachers

District 3 - Nova Central

#400 - Helen Tulk Elementary, Bishop's Falls

Classification: Rural Community/Central Region**
Offers Distance Education: No

Grades: K-6 Number of Grades: 7

[School FTE PTR : 12.3](#)
[District FTE PTR : 11.9](#)
[Provincial FTE PTR : 12.7](#)

[FTE Teachers](#) *** : 18.5

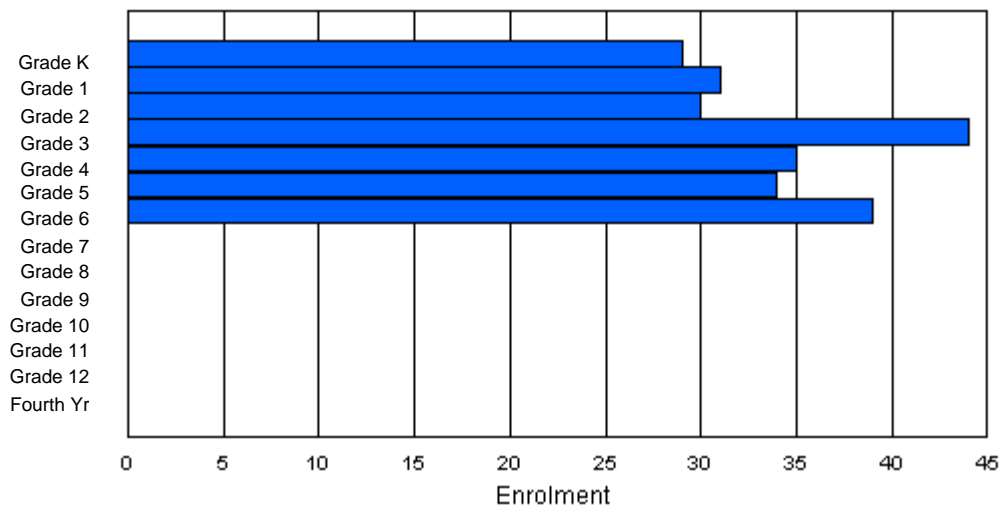
Enrolment By Age and Gender

Gender	Age																Total
	5	6	7	8	9	10	11	12	13	14	15	16	17	18	19	20>	
Male	17	16	15	24	18	16	20	0	0	0	0	0	0	0	0	0	126
Female	12	15	15	20	17	17	20	0	0	0	0	0	0	0	0	0	116
Total	29	31	30	44	35	33	40	0	0	0	0	0	0	0	0	0	242

Enrolment By Grade and Gender

Gender	Grade														Total
	K	1	2	3	4	5	6	7	8	9	10	11	12	4th	
Male	17	16	15	24	18	16	20	0	0	0	0	0	0	0	126
Female	12	15	15	20	17	18	19	0	0	0	0	0	0	0	116
Total	29	31	30	44	35	34	39	0	0	0	0	0	0	0	242

Enrolment By Grade
For 400



* Data from the 2007-2008 AGR(Enrolment/Age as of the last day in Sept./Dec.)

** Newfoundland Statistics Classification System

*** May include itinerant teachers

District 3 - Nova Central

#402 - Leo Burke Academy, Bishop's Falls

Classification: Rural Community/Central Region**
Offers Distance Education: No

Grades: 7-12

Number of Grades: 6

[School FTE PTR : 14.8](#)

[District FTE PTR : 11.9](#)

[Provincial FTE PTR : 12.7](#)

[FTE Teachers](#) *** : 18.0

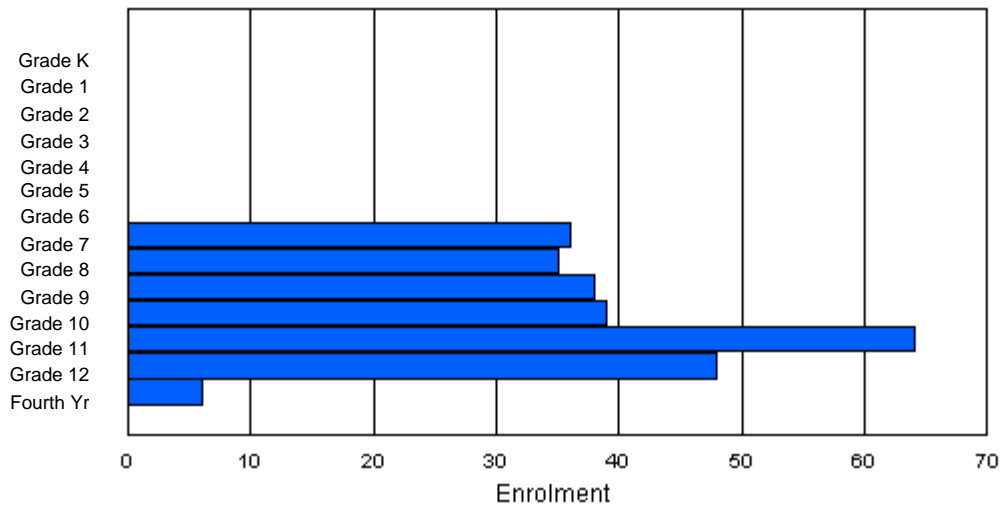
Enrolment By Age and Gender

Gender	Age																Total
	5	6	7	8	9	10	11	12	13	14	15	16	17	18	19	20>	
Male	0	0	0	0	0	0	0	16	19	14	20	36	23	6	0	0	134
Female	0	0	0	0	0	0	1	19	15	24	17	27	27	2	0	0	132
Total	0	0	0	0	0	0	1	35	34	38	37	63	50	8	0	0	266

Enrolment By Grade and Gender

Gender	Grade														Total
	K	1	2	3	4	5	6	7	8	9	10	11	12	4th	
Male	0	0	0	0	0	0	0	16	20	14	21	37	22	4	134
Female	0	0	0	0	0	0	0	20	15	24	18	27	26	2	132
Total	0	0	0	0	0	0	0	36	35	38	39	64	48	6	266

Enrolment By Grade
For 402



* Data from the 2007-2008 AGR(Enrolment/Age as of the last day in Sept./Dec.)

** Newfoundland Statistics Classification System

*** May include itinerant teachers

District 3 - Nova Central

#403 - Lakeside Academy, Buchans

Classification: Rural Community/Central Region**
Offers Distance Education: Yes

Grades: K-12

Number of Grades: 13

[School FTE PTR : 8.7](#)

[District FTE PTR : 11.9](#)

[Provincial FTE PTR : 12.7](#)

[FTE Teachers](#) *** : 10.0

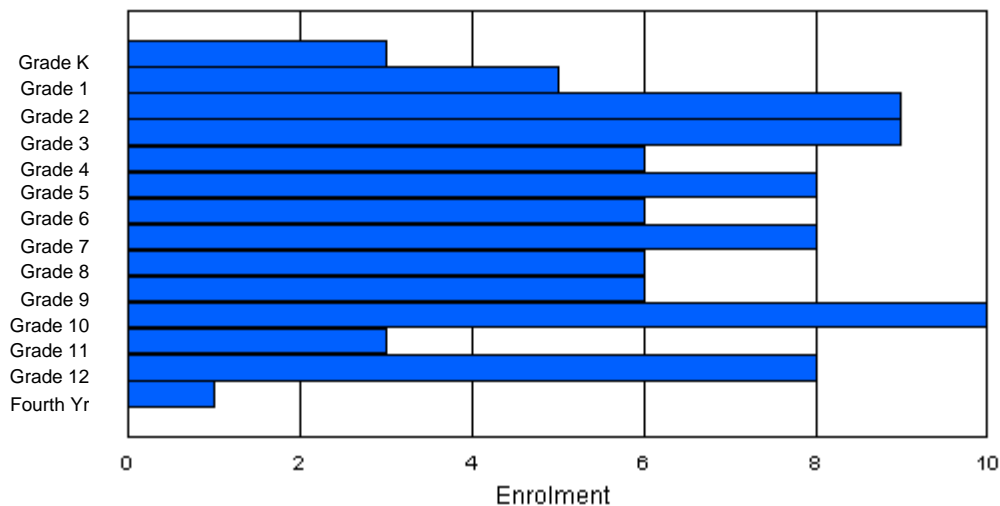
Enrolment By Age and Gender

Gender	Age																	Total
	5	6	7	8	9	10	11	12	13	14	15	16	17	18	19	20>		
Male	1	2	4	5	5	2	3	6	2	2	3	1	4	1	0	0	41	
Female	2	2	6	4	1	6	3	2	4	4	6	1	5	0	1	0	47	
Total	3	4	10	9	6	8	6	8	6	6	9	2	9	1	1	0	88	

Enrolment By Grade and Gender

Gender	Grade															Total
	K	1	2	3	4	5	6	7	8	9	10	11	12	4th		
Male	1	3	3	5	5	2	3	6	2	2	4	2	2	1	41	
Female	2	2	6	4	1	6	3	2	4	4	6	1	6	0	47	
Total	3	5	9	9	6	8	6	8	6	6	10	3	8	1	88	

Enrolment By Grade
For 403



* Data from the 2007-2008 AGR(Enrolment/Age as of the last day in Sept./Dec.)

** Newfoundland Statistics Classification System

*** May include itinerant teachers

District 3 - Nova Central

#405 - Cottrell's Cove Academy, Cottrell's Cove

Classification: Rural Community/Central Region**
Offers Distance Education: Yes

Grades: K-12

Number of Grades: 13

[School FTE PTR : 5.4](#)

[District FTE PTR : 11.9](#)

[Provincial FTE PTR : 12.7](#)

[FTE Teachers](#) *** : 5.5

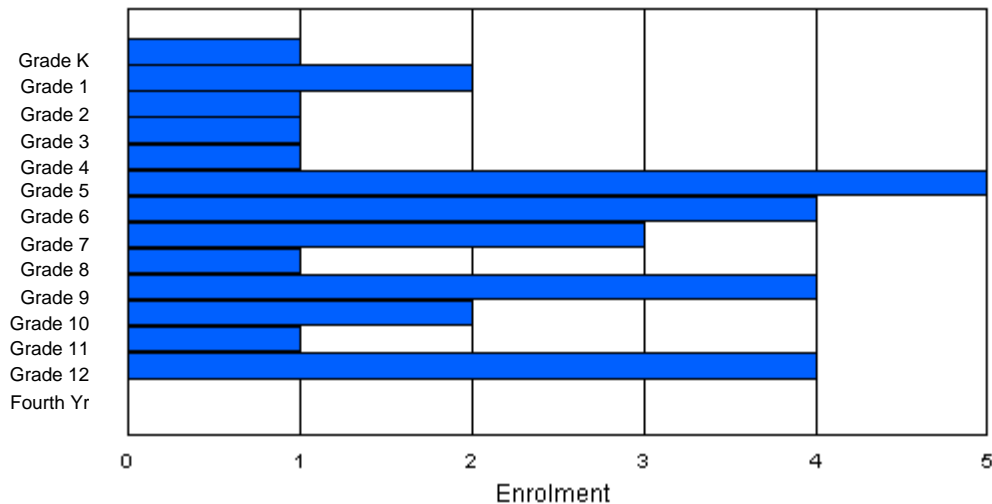
Enrolment By Age and Gender

Gender	Age																	Total
	5	6	7	8	9	10	11	12	13	14	15	16	17	18	19	20>		
Male	1	1	0	0	0	1	1	2	1	3	1	1	2	0	0	0	14	
Female	0	1	1	1	1	4	3	1	0	1	1	0	2	0	0	0	16	
Total	1	2	1	1	1	5	4	3	1	4	2	1	4	0	0	0	30	

Enrolment By Grade and Gender

Gender	Grade															Total
	K	1	2	3	4	5	6	7	8	9	10	11	12	4th		
Male	1	1	0	0	0	1	1	2	1	3	1	1	2	0	14	
Female	0	1	1	1	1	4	3	1	0	1	1	0	2	0	16	
Total	1	2	1	1	1	5	4	3	1	4	2	1	4	0	30	

Enrolment By Grade
For 405



* Data from the 2007-2008 AGR(Enrolment/Age as of the last day in Sept./Dec.)

** Newfoundland Statistics Classification System

*** May include itinerant teachers

District 3 - Nova Central

#406 - Fitzgerald Academy, English Harbour West

Classification: Rural Community/Southern Region**
Offers Distance Education: Yes

Grades: K-12 Number of Grades: 13

[School FTE PTR : 11.2](#)
[District FTE PTR : 11.9](#)
[Provincial FTE PTR : 12.7](#)

[FTE Teachers](#) *** : 20.0

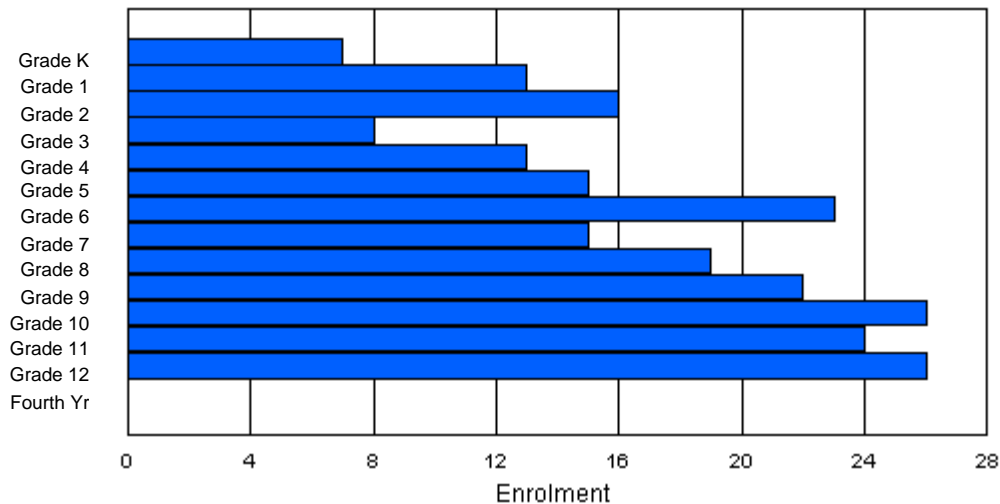
Enrolment By Age and Gender

Gender	Age																Total
	5	6	7	8	9	10	11	12	13	14	15	16	17	18	19	20>	
Male	4	10	8	6	7	6	12	8	12	9	12	14	9	4	1	0	122
Female	3	3	6	3	6	7	12	7	8	7	17	12	11	3	0	0	105
Total	7	13	14	9	13	13	24	15	20	16	29	26	20	7	1	0	227

Enrolment By Grade and Gender

Gender	Grade														Total
	K	1	2	3	4	5	6	7	8	9	10	11	12	4th	
Male	4	10	10	5	7	8	11	7	12	13	11	11	13	0	122
Female	3	3	6	3	6	7	12	8	7	9	15	13	13	0	105
Total	7	13	16	8	13	15	23	15	19	22	26	24	26	0	227

Enrolment By Grade
For 406



* Data from the 2007-2008 AGR(Enrolment/Age as of the last day in Sept./Dec.)

** Newfoundland Statistics Classification System

*** May include itinerant teachers

District 3 - Nova Central

#407 - Bay d'Espoir Academy, Milltown

Classification: Rural Community/Southern Region**
Offers Distance Education: Yes

Grades: K-12

Number of Grades: 13

[School FTE PTR : 11.9](#)

[District FTE PTR : 11.9](#)

[Provincial FTE PTR : 12.7](#)

[FTE Teachers](#) *** : 22.8

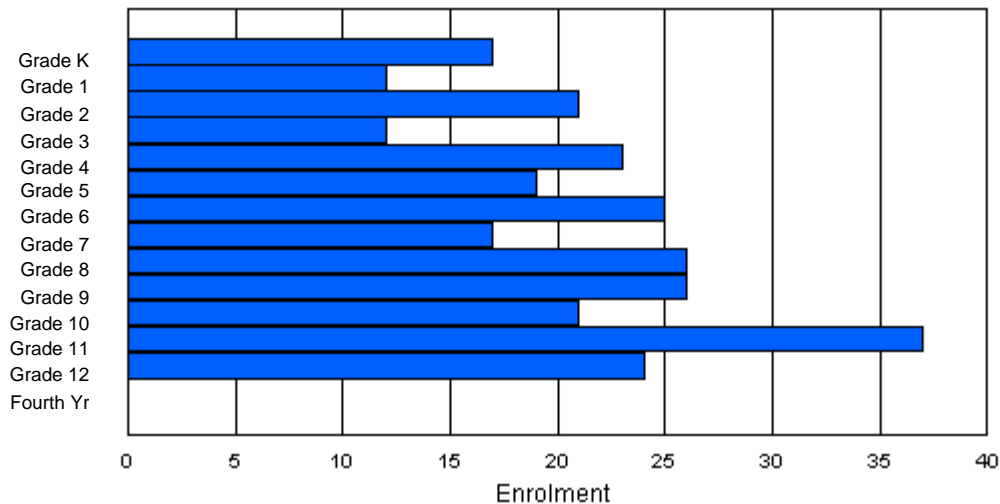
Enrolment By Age and Gender

Gender	Age																	Total
	5	6	7	8	9	10	11	12	13	14	15	16	17	18	19	20>		
Male	11	6	9	6	10	10	14	10	15	12	12	18	9	1	0	0	143	
Female	6	6	12	6	13	10	9	8	11	14	9	18	15	0	0	0	137	
Total	17	12	21	12	23	20	23	18	26	26	21	36	24	1	0	0	280	

Enrolment By Grade and Gender

Gender	Grade															Total
	K	1	2	3	4	5	6	7	8	9	10	11	12	4th		
Male	11	6	9	6	10	10	14	10	15	12	12	18	10	0	143	
Female	6	6	12	6	13	9	11	7	11	14	9	19	14	0	137	
Total	17	12	21	12	23	19	25	17	26	26	21	37	24	0	280	

Enrolment By Grade
For 407



* Data from the 2007-2008 AGR(Enrolment/Age as of the last day in Sept./Dec.)

** Newfoundland Statistics Classification System

*** May include itinerant teachers

District 3 - Nova Central

#408 - Deckwood Primary, Woodstock

Classification: Rural Community/Central Region**
Offers Distance Education: No

Grades: K-3

Number of Grades: 4

[School FTE PTR : 4.5](#)

[District FTE PTR : 11.9](#)

[Provincial FTE PTR : 12.7](#)

[FTE Teachers](#) *** : 1.0

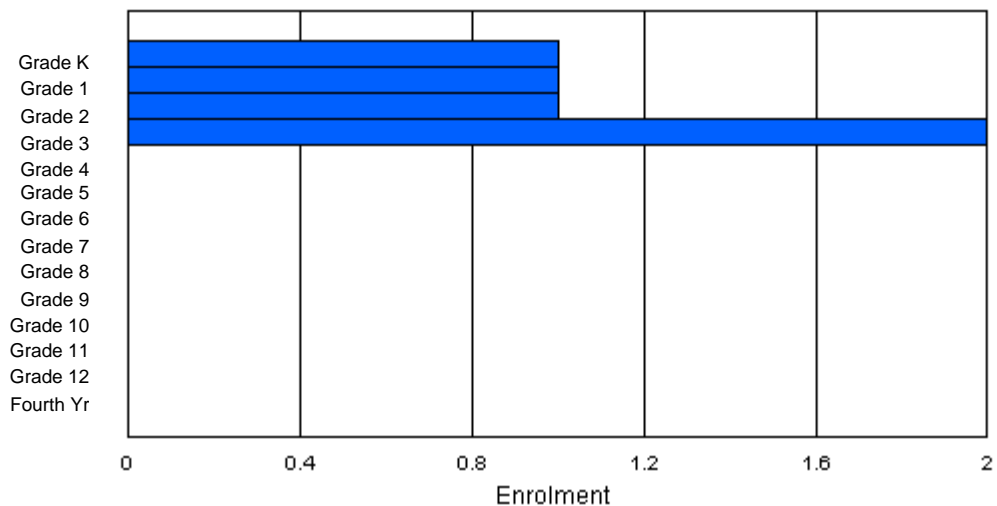
Enrolment By Age and Gender

Gender	Age																	Total
	5	6	7	8	9	10	11	12	13	14	15	16	17	18	19	20>		
Male	1	1	1	1	0	0	0	0	0	0	0	0	0	0	0	0	4	
Female	0	0	0	1	0	0	0	0	0	0	0	0	0	0	0	0	1	
Total	1	1	1	2	0	0	0	0	0	0	0	0	0	0	0	0	5	

Enrolment By Grade and Gender

Gender	K	Grade													Total
		1	2	3	4	5	6	7	8	9	10	11	12	4th	
Male	1	1	1	1	0	0	0	0	0	0	0	0	0	0	4
Female	0	0	0	1	0	0	0	0	0	0	0	0	0	0	1
Total	1	1	1	2	0	0	0	0	0	0	0	0	0	0	5

Enrolment By Grade
For 408



* Data from the 2007-2008 AGR(Enrolment/Age as of the last day in Sept./Dec.)

** Newfoundland Statistics Classification System

*** May include itinerant teachers

District 3 - Nova Central

#409 - Indian River Academy, Springdale

Classification: Rural Community/Central Region**
Offers Distance Education: No

Grades: K-6

Number of Grades: 7

[School FTE PTR : 11.1](#)

[District FTE PTR : 11.9](#)

[Provincial FTE PTR : 12.7](#)

[FTE Teachers](#) *** : 21.5

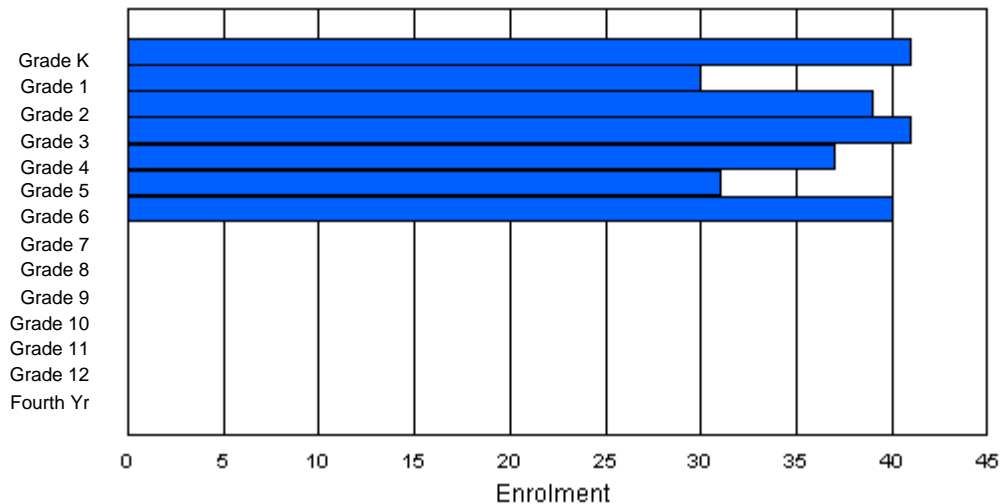
Enrolment By Age and Gender

Gender	Age																Total
	5	6	7	8	9	10	11	12	13	14	15	16	17	18	19	20>	
Male	17	16	14	26	24	13	17	1	0	0	0	0	0	0	0	0	128
Female	24	13	26	13	14	17	24	0	0	0	0	0	0	0	0	0	131
Total	41	29	40	39	38	30	41	1	0	0	0	0	0	0	0	0	259

Enrolment By Grade and Gender

Gender	Grade														Total
	K	1	2	3	4	5	6	7	8	9	10	11	12	4th	
Male	17	17	13	28	22	15	16	0	0	0	0	0	0	0	128
Female	24	13	26	13	15	16	24	0	0	0	0	0	0	0	131
Total	41	30	39	41	37	31	40	0	0	0	0	0	0	0	259

Enrolment By Grade
For 409



* Data from the 2007-2008 AGR(Enrolment/Age as of the last day in Sept./Dec.)

** Newfoundland Statistics Classification System

*** May include itinerant teachers

District 3 - Nova Central

#413 - Holy Cross School Complex, Eastport

Classification: Rural Community/Central Region**
Offers Distance Education: Yes

Grades: K-12

Number of Grades: 13

[School FTE PTR : 9.5](#)

[District FTE PTR : 11.9](#)

[Provincial FTE PTR : 12.7](#)

[FTE Teachers](#) *** : 13.5

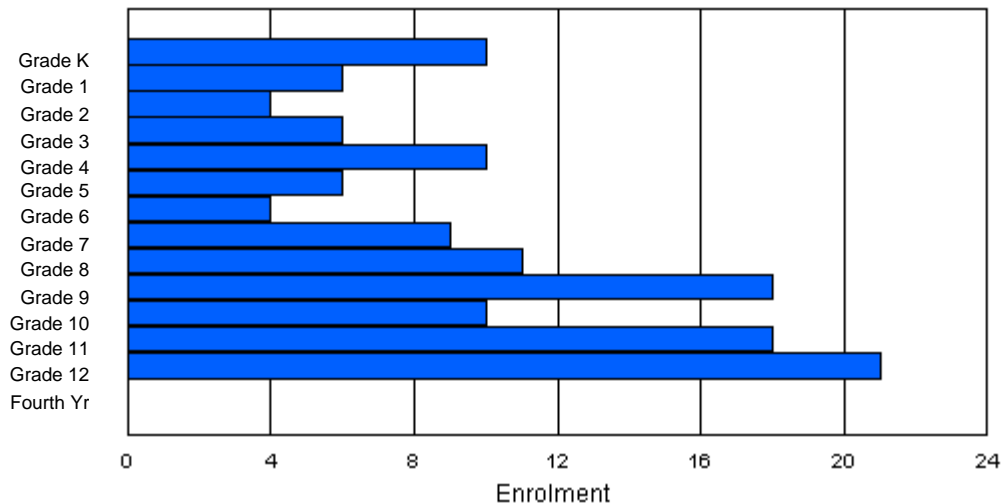
Enrolment By Age and Gender

Gender	Age																	Total
	5	6	7	8	9	10	11	12	13	14	15	16	17	18	19	20>		
Male	4	2	3	2	3	2	3	4	5	9	2	9	16	0	0	0	64	
Female	5	5	1	4	6	5	1	5	6	8	7	10	6	0	0	0	69	
Total	9	7	4	6	9	7	4	9	11	17	9	19	22	0	0	0	133	

Enrolment By Grade and Gender

Gender	Grade															Total
	K	1	2	3	4	5	6	7	8	9	10	11	12	4th		
Male	4	2	3	2	3	2	3	4	5	11	2	8	15	0	64	
Female	6	4	1	4	7	4	1	5	6	7	8	10	6	0	69	
Total	10	6	4	6	10	6	4	9	11	18	10	18	21	0	133	

Enrolment By Grade
For 413



* Data from the 2007-2008 AGR(Enrolment/Age as of the last day in Sept./Dec.)

** Newfoundland Statistics Classification System

*** May include itinerant teachers

District 3 - Nova Central

#414 - Fogo Island Central Academy, Fogo Island

Classification: Rural Community/Central Region**
Offers Distance Education: No

Grades: K-12 Number of Grades: 13

[School FTE PTR : 12.1](#)
[District FTE PTR : 11.9](#)
[Provincial FTE PTR : 12.7](#)

[FTE Teachers](#) *** : 24.0

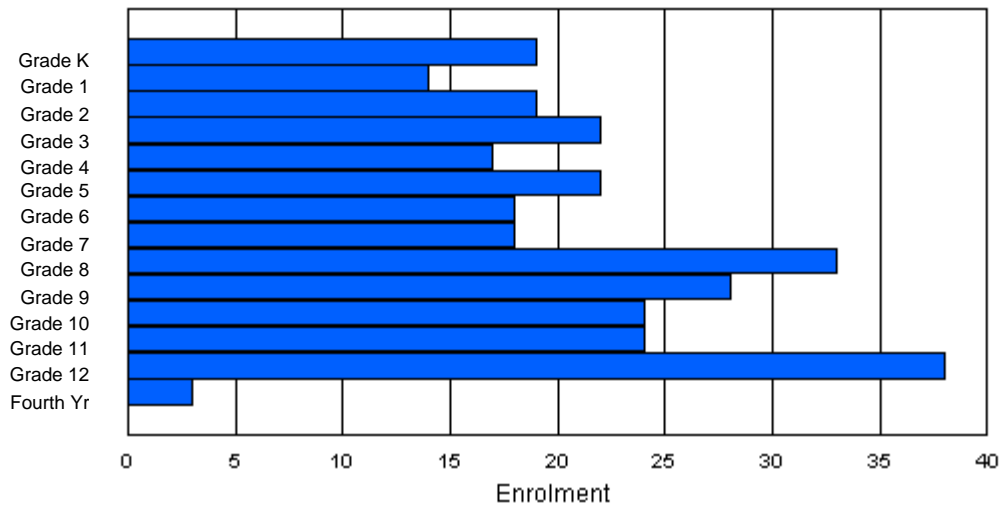
Enrolment By Age and Gender

Gender	Age																Total
	5	6	7	8	9	10	11	12	13	14	15	16	17	18	19	20>	
Male	11	7	10	11	8	9	9	8	19	15	11	16	19	1	0	0	154
Female	8	7	9	10	10	12	10	7	15	15	9	11	20	2	0	0	145
Total	19	14	19	21	18	21	19	15	34	30	20	27	39	3	0	0	299

Enrolment By Grade and Gender

Gender	Grade														Total
	K	1	2	3	4	5	6	7	8	9	10	11	12	4th	
Male	11	7	10	11	8	10	8	11	18	13	15	12	20	0	154
Female	8	7	9	11	9	12	10	7	15	15	9	12	18	3	145
Total	19	14	19	22	17	22	18	18	33	28	24	24	38	3	299

Enrolment By Grade
For 414



* Data from the 2007-2008 AGR(Enrolment/Age as of the last day in Sept./Dec.)

** Newfoundland Statistics Classification System

*** May include itinerant teachers

District 3 - Nova Central

#416 - Smallwood Academy, Gambo

Classification: Rural Community/Central Region**
Offers Distance Education: Yes

Grades: K-12

Number of Grades: 13

[School FTE PTR : 11.5](#)

[District FTE PTR : 11.9](#)

[Provincial FTE PTR : 12.7](#)

[FTE Teachers](#) *** : 27.0

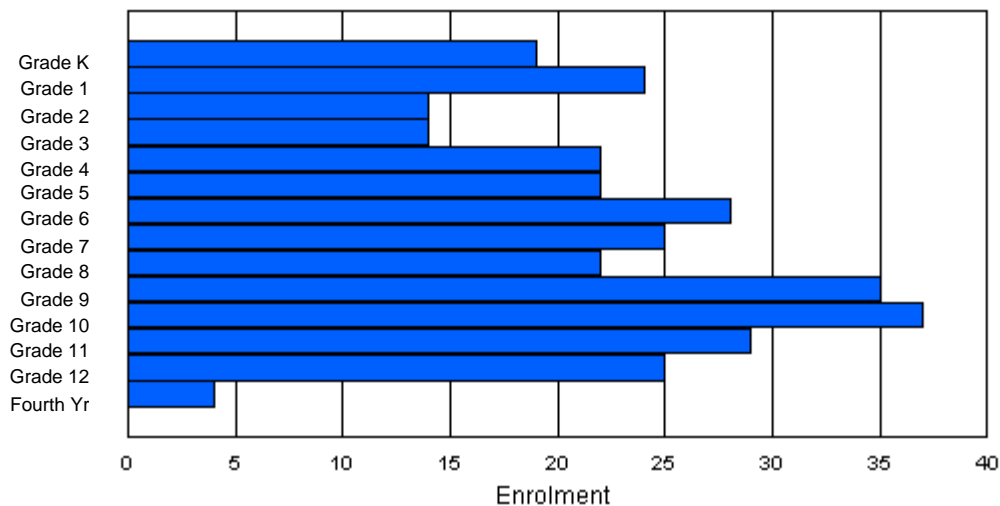
Enrolment By Age and Gender

Gender	Age																Total
	5	6	7	8	9	10	11	12	13	14	15	16	17	18	19	20>	
Male	11	9	7	5	10	11	9	14	12	13	14	16	11	5	1	0	148
Female	8	15	6	10	12	11	18	11	11	21	18	16	14	1	0	172	
Total	19	24	13	15	22	22	27	25	23	34	32	32	25	6	1	0	320

Enrolment By Grade and Gender

Gender	Grade														Total
	K	1	2	3	4	5	6	7	8	9	10	11	12	4th	
Male	11	9	7	5	10	11	10	14	11	14	18	13	12	3	148
Female	8	15	7	9	12	11	18	11	11	21	19	16	13	1	172
Total	19	24	14	14	22	22	28	25	22	35	37	29	25	4	320

Enrolment By Grade
For 416



* Data from the 2007-2008 AGR(Enrolment/Age as of the last day in Sept./Dec.)

** Newfoundland Statistics Classification System

*** May include itinerant teachers

District 3 - Nova Central

#417 - Gander Academy, Gander

Classification: Urban Community/Central Region**
Offers Distance Education: No

Grades: K-6 Number of Grades: 7

[School FTE PTR : 14.1](#)
[District FTE PTR : 11.9](#)
[Provincial FTE PTR : 12.7](#)

[FTE Teachers](#) *** : 57.8

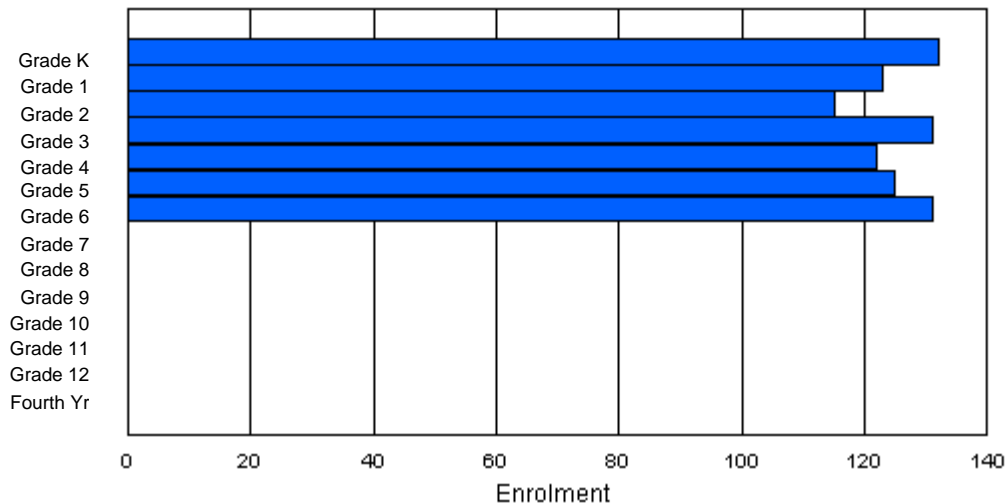
Enrolment By Age and Gender

Gender	Age																Total
	5	6	7	8	9	10	11	12	13	14	15	16	17	18	19	20>	
Male	63	74	60	61	63	51	65	0	0	0	0	0	0	0	0	0	437
Female	69	48	55	70	60	68	70	2	0	0	0	0	0	0	0	0	442
Total	132	122	115	131	123	119	135	2	0	0	0	0	0	0	0	0	879

Enrolment By Grade and Gender

Gender	Grade														Total
	K	1	2	3	4	5	6	7	8	9	10	11	12	4th	
Male	63	74	61	62	61	54	62	0	0	0	0	0	0	0	437
Female	69	49	54	69	61	71	69	0	0	0	0	0	0	0	442
Total	132	123	115	131	122	125	131	0	0	0	0	0	0	0	879

Enrolment By Grade
For 417



* Data from the 2007-2008 AGR(Enrolment/Age as of the last day in Sept./Dec.)

** Newfoundland Statistics Classification System

*** May include itinerant teachers

District 3 - Nova Central

#418 - Gander Collegiate, Gander

Classification: Urban Community/Central Region**
Offers Distance Education: No

Grades: 10-12 Number of Grades: 3

[School FTE PTR : 15.6](#)
[District FTE PTR : 11.9](#)
[Provincial FTE PTR : 12.7](#)

[FTE Teachers](#) *** : 24.5

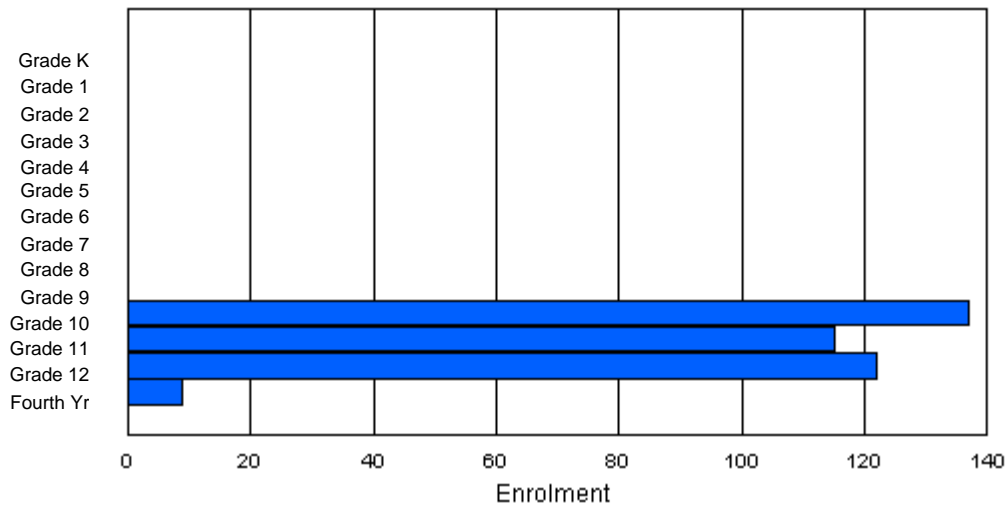
Enrolment By Age and Gender

Gender	Age																	Total
	5	6	7	8	9	10	11	12	13	14	15	16	17	18	19	20>		
Male	0	0	0	0	0	0	0	0	0	0	57	72	62	9	0	0	200	
Female	0	0	0	0	0	0	0	0	0	0	57	57	62	6	1	0	183	
Total	0	0	0	0	0	0	0	0	0	0	114	129	124	15	1	0	383	

Enrolment By Grade and Gender

Gender	Grade															Total
	K	1	2	3	4	5	6	7	8	9	10	11	12	4th		
Male	0	0	0	0	0	0	0	0	0	0	72	61	62	5	200	
Female	0	0	0	0	0	0	0	0	0	0	65	54	60	4	183	
Total	0	0	0	0	0	0	0	0	0	0	137	115	122	9	383	

Enrolment By Grade
For 418



* Data from the 2007-2008 AGR(Enrolment/Age as of the last day in Sept./Dec.)

** Newfoundland Statistics Classification System

*** May include itinerant teachers

District 3 - Nova Central

#420 - St. Paul's Intermediate School, Gander

Classification: Urban Community/Central Region**
Offers Distance Education: No

Grades: 7-9 Number of Grades: 3

[School FTE PTR : 14.7](#)
[District FTE PTR : 11.9](#)
[Provincial FTE PTR : 12.7](#)

[FTE Teachers](#) *** : 22.0

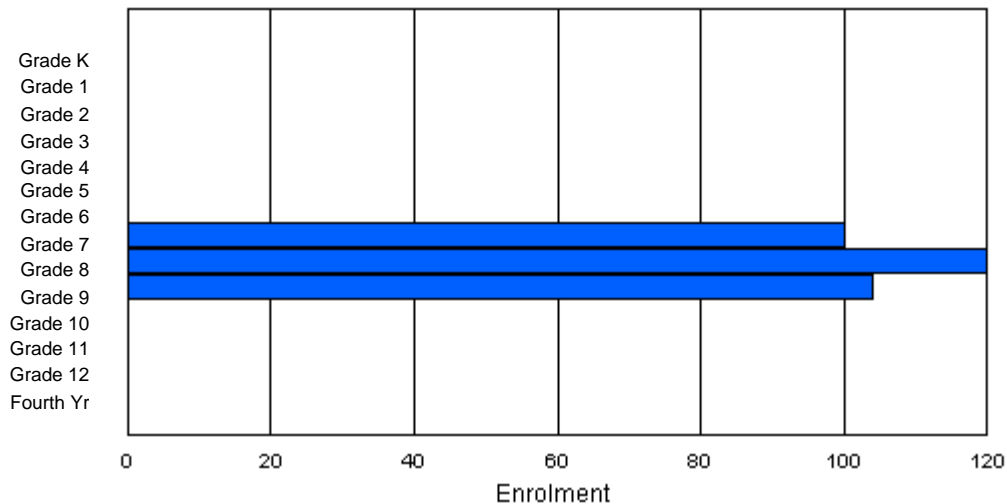
Enrolment By Age and Gender

Gender	Age																Total
	5	6	7	8	9	10	11	12	13	14	15	16	17	18	19	20>	
Male	0	0	0	0	0	0	0	42	69	44	0	0	0	0	0	0	155
Female	0	0	0	0	0	0	0	58	47	63	1	0	0	0	0	0	169
Total	0	0	0	0	0	0	0	100	116	107	1	0	0	0	0	0	324

Enrolment By Grade and Gender

Gender	Grade														Total
	K	1	2	3	4	5	6	7	8	9	10	11	12	4th	
Male	0	0	0	0	0	0	0	43	71	41	0	0	0	0	155
Female	0	0	0	0	0	0	0	57	49	63	0	0	0	0	169
Total	0	0	0	0	0	0	0	100	120	104	0	0	0	0	324

Enrolment By Grade
For 420



* Data from the 2007-2008 AGR(Enrolment/Age as of the last day in Sept./Dec.)

** Newfoundland Statistics Classification System

*** May include itinerant teachers

District 3 - Nova Central

#421 - Lakewood Academy, Glenwood

Classification: Urban Community/Central Region**
Offers Distance Education: Yes

Grades: K-12

Number of Grades: 13

[School FTE PTR : 10.4](#)

[District FTE PTR : 11.9](#)

[Provincial FTE PTR : 12.7](#)

[FTE Teachers](#) *** : 19.3

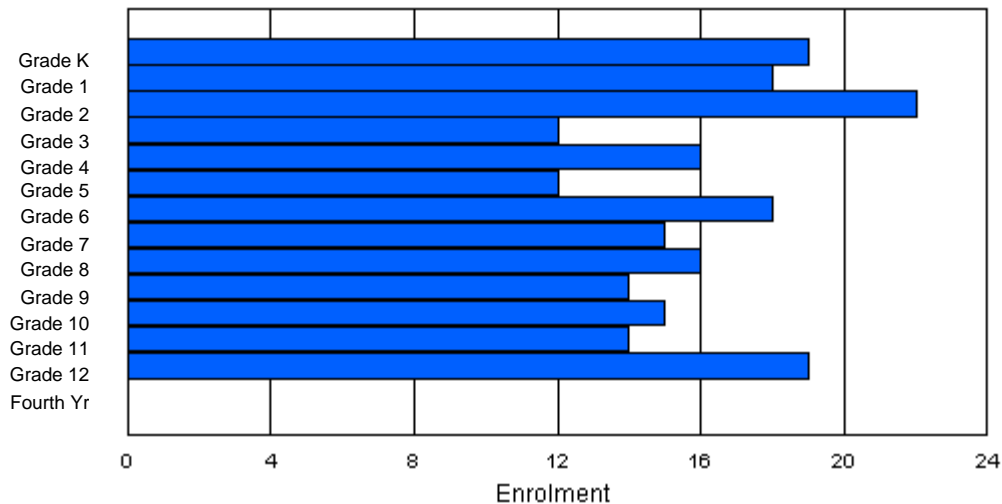
Enrolment By Age and Gender

Gender	Age																	Total
	5	6	7	8	9	10	11	12	13	14	15	16	17	18	19	20>		
Male	9	5	13	5	9	3	11	6	13	7	11	9	9	0	0	1	111	
Female	10	13	8	8	7	9	7	9	2	7	4	4	11	0	0	0	99	
Total	19	18	21	13	16	12	18	15	15	14	15	13	20	0	0	1	210	

Enrolment By Grade and Gender

Gender	Grade															Total
	K	1	2	3	4	5	6	7	8	9	10	11	12	4th		
Male	9	5	13	5	9	3	11	6	14	7	11	10	8	0	111	
Female	10	13	9	7	7	9	7	9	2	7	4	4	11	0	99	
Total	19	18	22	12	16	12	18	15	16	14	15	14	19	0	210	

Enrolment By Grade
For 421



* Data from the 2007-2008 AGR(Enrolment/Age as of the last day in Sept./Dec.)

** Newfoundland Statistics Classification System

*** May include itinerant teachers

District 3 - Nova Central

#422 - Glovertown Academy, Glovertown

Classification: Rural Community/Central Region**
Offers Distance Education: Yes

Grades: K-12

Number of Grades: 13

[School FTE PTR : 12.6](#)

[District FTE PTR : 11.9](#)

[Provincial FTE PTR : 12.7](#)

[FTE Teachers](#) *** : 30.3

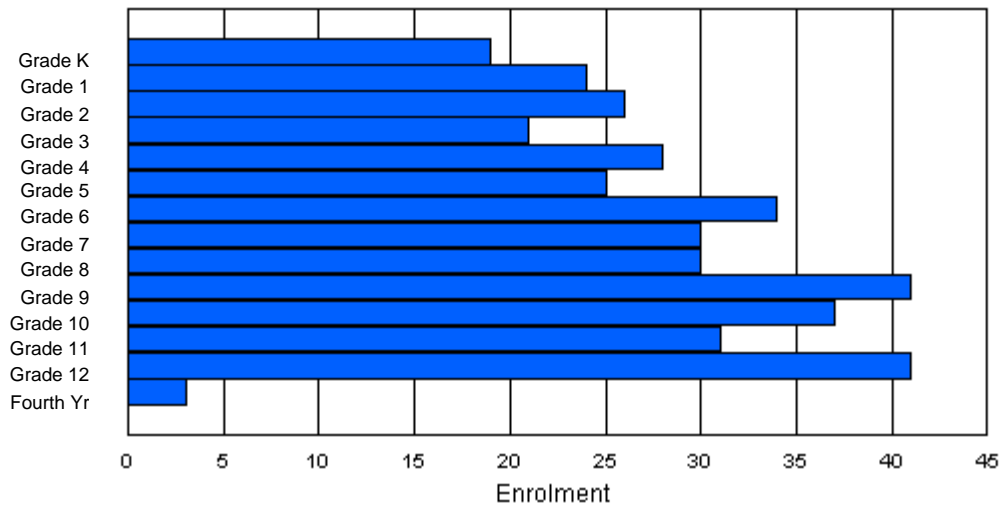
Enrolment By Age and Gender

Gender	Age																Total
	5	6	7	8	9	10	11	12	13	14	15	16	17	18	19	20>	
Male	11	13	16	6	13	7	17	14	16	16	21	13	23	4	0	0	190
Female	8	11	10	13	17	18	16	16	15	20	17	19	17	2	1	0	200
Total	19	24	26	19	30	25	33	30	31	36	38	32	40	6	1	0	390

Enrolment By Grade and Gender

Gender	Grade														Total
	K	1	2	3	4	5	6	7	8	9	10	11	12	4th	
Male	11	13	16	8	11	8	16	15	15	20	19	14	23	1	190
Female	8	11	10	13	17	17	18	15	15	21	18	17	18	2	200
Total	19	24	26	21	28	25	34	30	30	41	37	31	41	3	390

Enrolment By Grade
For 422



* Data from the 2007-2008 AGR(Enrolment/Age as of the last day in Sept./Dec.)

** Newfoundland Statistics Classification System

*** May include itinerant teachers

District 3 - Nova Central

#426 - Hillview Academy, Norris Arm

Classification: Rural Community/Central Region**
Offers Distance Education: No

Grades: K-9 Number of Grades: 10

[School FTE PTR : 9.1](#)
[District FTE PTR : 11.9](#)
[Provincial FTE PTR : 12.7](#)

[FTE Teachers](#) *** : 10.8

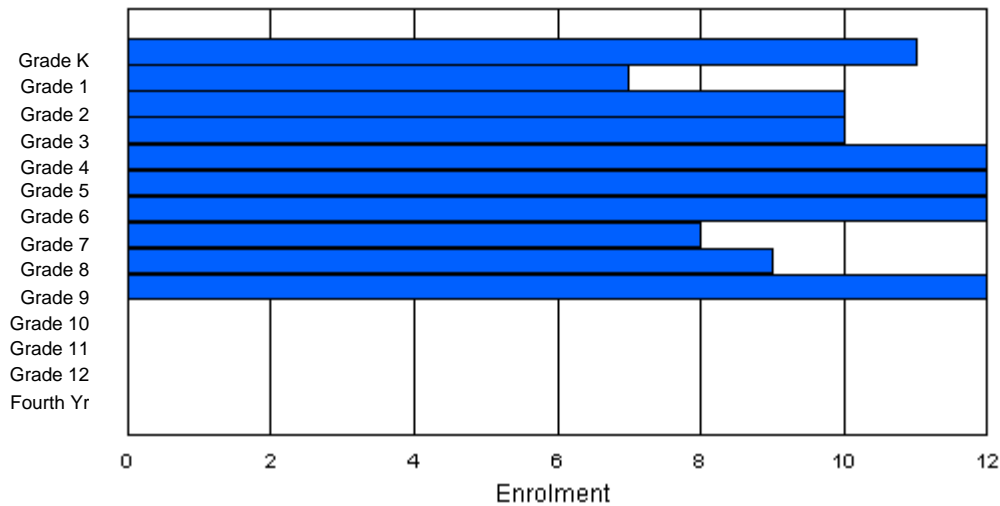
Enrolment By Age and Gender

Gender	Age																Total
	5	6	7	8	9	10	11	12	13	14	15	16	17	18	19	20>	
Male	8	2	6	4	7	6	8	6	4	4	0	0	0	0	0	0	55
Female	2	6	4	6	4	7	4	2	5	8	0	0	0	0	0	0	48
Total	10	8	10	10	11	13	12	8	9	12	0	0	0	0	0	0	103

Enrolment By Grade and Gender

Gender	Grade														Total
	K	1	2	3	4	5	6	7	8	9	10	11	12	4th	
Male	9	1	6	4	8	5	8	6	4	4	0	0	0	0	55
Female	2	6	4	6	4	7	4	2	5	8	0	0	0	0	48
Total	11	7	10	10	12	12	12	8	9	12	0	0	0	0	103

Enrolment By Grade
For 426



* Data from the 2007-2008 AGR(Enrolment/Age as of the last day in Sept./Dec.)

** Newfoundland Statistics Classification System

*** May include itinerant teachers

District 3 - Nova Central

#478 - New World Island Academy, Summerford

Classification: Rural Community/Central Region**
Offers Distance Education: No

Grades: K-12 Number of Grades: 13

[School FTE PTR : 12.3](#)
[District FTE PTR : 11.9](#)
[Provincial FTE PTR : 12.7](#)

[FTE Teachers](#) *** : 35.8

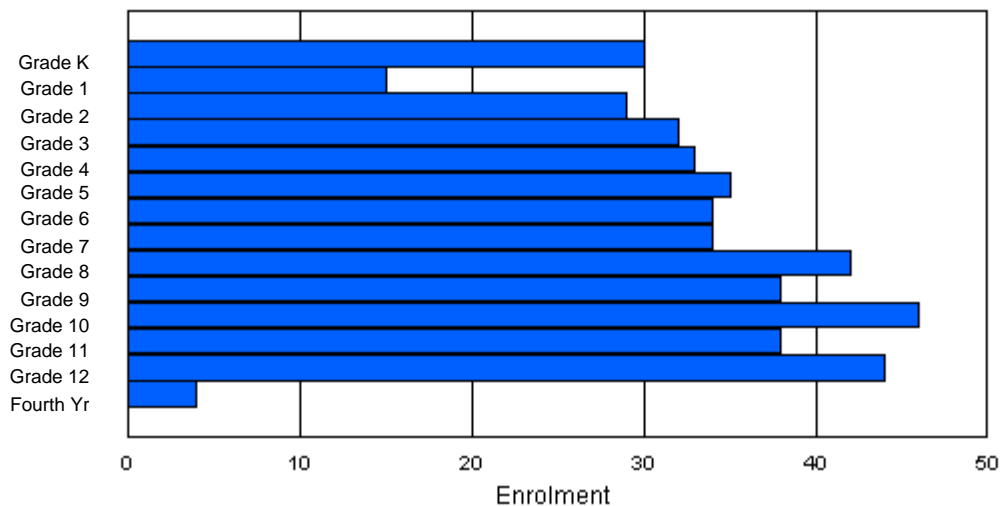
Enrolment By Age and Gender

Gender	Age																Total
	5	6	7	8	9	10	11	12	13	14	15	16	17	18	19	20>	
Male	12	6	17	18	16	21	18	15	25	18	18	22	29	5	2	0	242
Female	18	9	12	14	16	15	16	19	16	21	19	13	22	2	0	0	212
Total	30	15	29	32	32	36	34	34	41	39	37	35	51	7	2	0	454

Enrolment By Grade and Gender

Gender	Grade														Total
	K	1	2	3	4	5	6	7	8	9	10	11	12	4th	
Male	12	6	17	18	16	21	18	15	26	17	26	23	24	3	242
Female	18	9	12	14	17	14	16	19	16	21	20	15	20	1	212
Total	30	15	29	32	33	35	34	34	42	38	46	38	44	4	454

Enrolment By Grade
For 478



* Data from the 2007-2008 AGR(Enrolment/Age as of the last day in Sept./Dec.)

** Newfoundland Statistics Classification System

*** May include itinerant teachers

District 3 - Nova Central

#480 - Exploits Valley High, Grand Falls-Windsor

Classification: Urban Community/Central Region**
Offers Distance Education: No

Grades: 10-12 Number of Grades: 3

[School FTE PTR : 15.5](#)
[District FTE PTR : 11.9](#)
[Provincial FTE PTR : 12.7](#)

[FTE Teachers](#) *** : 37.0

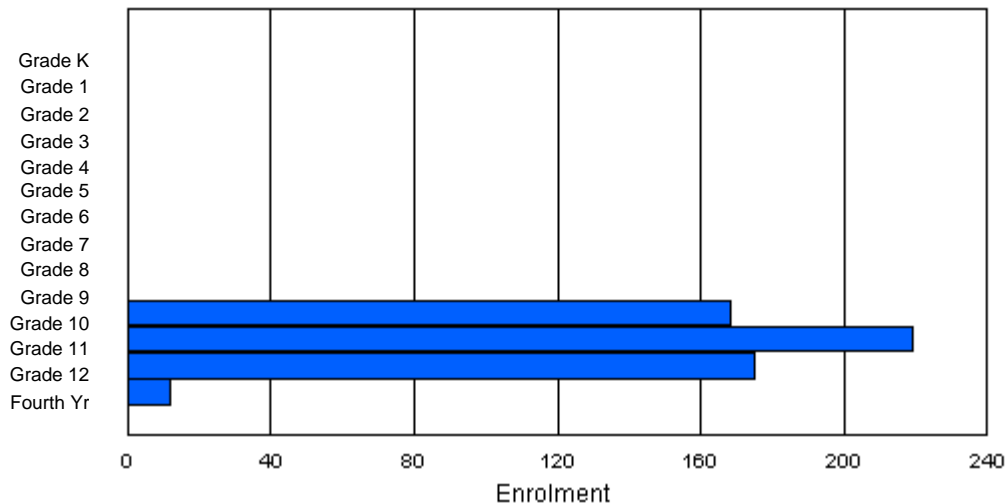
Enrolment By Age and Gender

Gender	Age																	Total
	5	6	7	8	9	10	11	12	13	14	15	16	17	18	19	20>		
Male	0	0	0	0	0	0	0	0	0	1	72	88	96	18	0	2	277	
Female	0	0	0	1	0	0	0	0	0	0	88	90	97	19	1	1	297	
Total	0	0	0	1	0	0	0	0	0	1	160	178	193	37	1	3	574	

Enrolment By Grade and Gender

Gender	Grade															Total
	K	1	2	3	4	5	6	7	8	9	10	11	12	4th		
Male	0	0	0	0	0	0	0	0	0	0	79	113	81	4	277	
Female	0	0	0	0	0	0	0	0	0	0	89	106	94	8	297	
Total	0	0	0	0	0	0	0	0	0	0	168	219	175	12	574	

Enrolment By Grade
For 480



* Data from the 2007-2008 AGR(Enrolment/Age as of the last day in Sept./Dec.)

** Newfoundland Statistics Classification System

*** May include itinerant teachers

District 3 - Nova Central

#481 - Exploits Valley Intermediate, Grand Falls-Windsor

Classification: Urban Community/Central Region**
Offers Distance Education: No

Grades: 7-9 Number of Grades: 3

[School FTE PTR : 14.3](#)
[District FTE PTR : 11.9](#)
[Provincial FTE PTR : 12.7](#)

[FTE Teachers](#) *** : 31.3

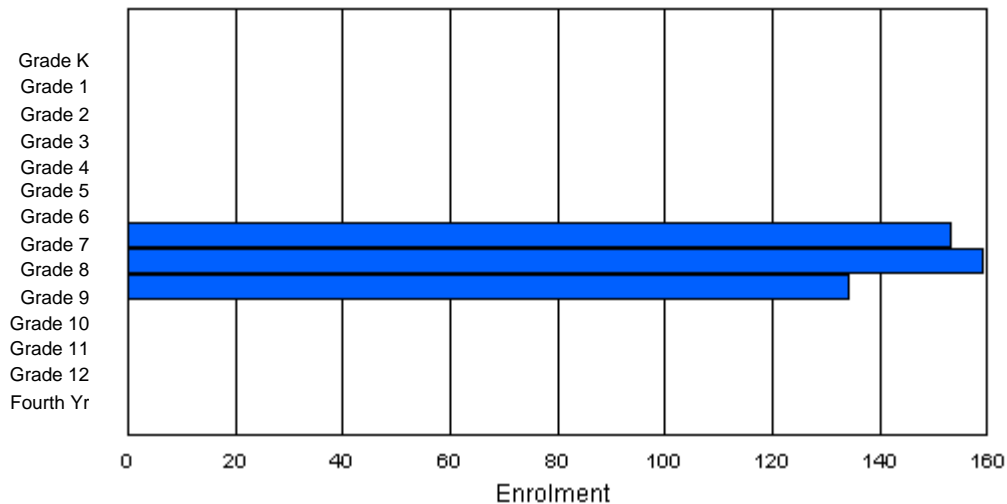
Enrolment By Age and Gender

Gender	Age																Total
	5	6	7	8	9	10	11	12	13	14	15	16	17	18	19	20>	
Male	0	0	0	0	0	0	0	76	75	68	2	1	0	0	0	0	222
Female	0	0	0	0	0	0	0	70	82	70	1	0	1	0	0	0	224
Total	0	0	0	0	0	0	0	146	157	138	3	1	1	0	0	0	446

Enrolment By Grade and Gender

Gender	Grade														Total
	K	1	2	3	4	5	6	7	8	9	10	11	12	4th	
Male	0	0	0	0	0	0	0	79	76	67	0	0	0	0	222
Female	0	0	0	0	0	0	0	74	83	67	0	0	0	0	224
Total	0	0	0	0	0	0	0	153	159	134	0	0	0	0	446

Enrolment By Grade
For 481



* Data from the 2007-2008 AGR(Enrolment/Age as of the last day in Sept./Dec.)

** Newfoundland Statistics Classification System

*** May include itinerant teachers

District 4 - Eastern

#209 - Pearce Junior High School, Salt Pond

Classification: Rural Community/Southern Region**
Offers Distance Education: No

Grades: 8-9

Number of Grades: 2

[School FTE PTR : 16.3](#)

[District FTE PTR : 13.5](#)

[Provincial FTE PTR : 12.7](#)

[FTE Teachers](#) *** : 17.0

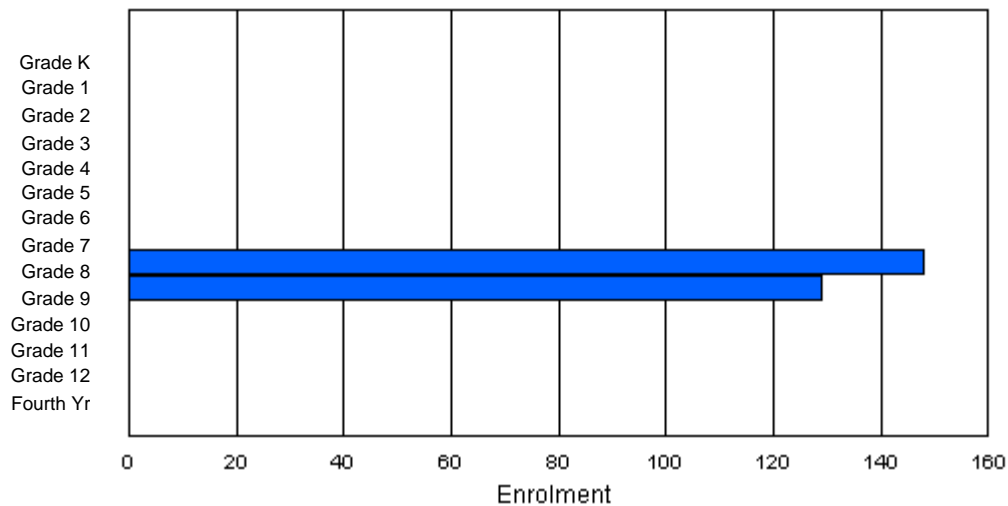
Enrolment By Age and Gender

Gender	Age																	Total
	5	6	7	8	9	10	11	12	13	14	15	16	17	18	19	20>		
Male	0	0	0	0	0	0	0	1	82	72	5	0	0	0	0	0	160	
Female	0	0	0	0	0	0	0	0	59	57	1	0	0	0	0	0	117	
Total	0	0	0	0	0	0	0	1	141	129	6	0	0	0	0	0	277	

Enrolment By Grade and Gender

Gender	Grade															Total
	K	1	2	3	4	5	6	7	8	9	10	11	12	4th		
Male	0	0	0	0	0	0	0	0	89	71	0	0	0	0	160	
Female	0	0	0	0	0	0	0	0	59	58	0	0	0	0	117	
Total	0	0	0	0	0	0	0	0	148	129	0	0	0	0	277	

Enrolment By Grade
For 209



* Data from the 2007-2008 AGR(Enrolment/Age as of the last day in Sept./Dec.)

** Newfoundland Statistics Classification System

*** May include itinerant teachers

District 4 - Eastern

#213 - Lake Academy, Fortune

Classification: Rural Community/Southern Region**
Offers Distance Education: No

Grades: K-7

Number of Grades: 8

[School FTE PTR : 13.9](#)

[District FTE PTR : 13.5](#)

[Provincial FTE PTR : 12.7](#)

[FTE Teachers](#) *** : 20.5

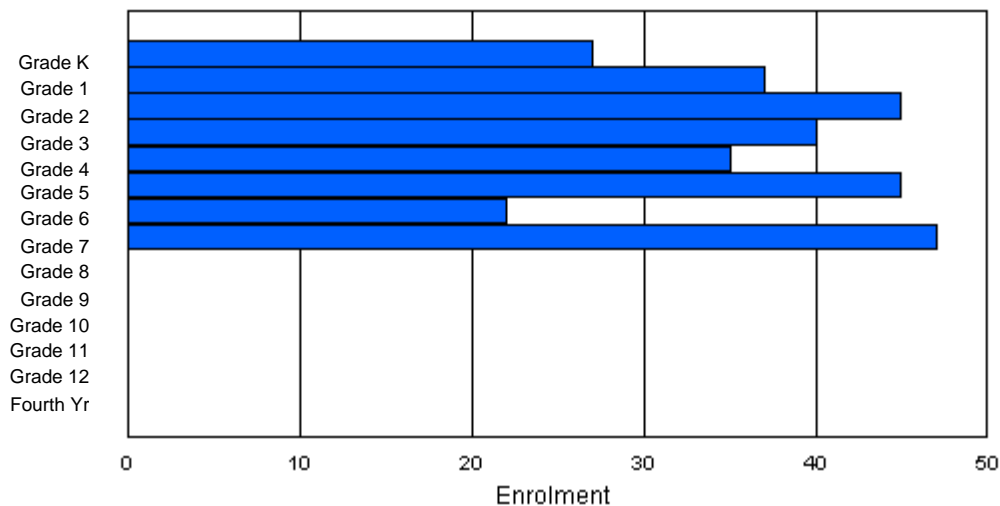
Enrolment By Age and Gender

Gender	Age																Total
	5	6	7	8	9	10	11	12	13	14	15	16	17	18	19	20>	
Male	18	17	28	14	18	20	9	24	3	0	0	0	0	0	0	0	151
Female	9	20	16	24	19	22	15	22	0	0	0	0	0	0	0	0	147
Total	27	37	44	38	37	42	24	46	3	0	0	0	0	0	0	0	298

Enrolment By Grade and Gender

Gender	Grade														Total
	K	1	2	3	4	5	6	7	8	9	10	11	12	4th	
Male	18	17	29	15	16	23	8	25	0	0	0	0	0	0	151
Female	9	20	16	25	19	22	14	22	0	0	0	0	0	0	147
Total	27	37	45	40	35	45	22	47	0	0	0	0	0	0	298

Enrolment By Grade
For 213



* Data from the 2007-2008 AGR(Enrolment/Age as of the last day in Sept./Dec.)

** Newfoundland Statistics Classification System

*** May include itinerant teachers

District 4 - Eastern

#214 - John Burke High School, Grand Bank

Classification: Rural Community/Southern Region**
Offers Distance Education: Yes

Grades: 8-12

Number of Grades: 5

[School FTE PTR : 12.2](#)

[District FTE PTR : 13.5](#)

[Provincial FTE PTR : 12.7](#)

[FTE Teachers](#) *** : 17.5

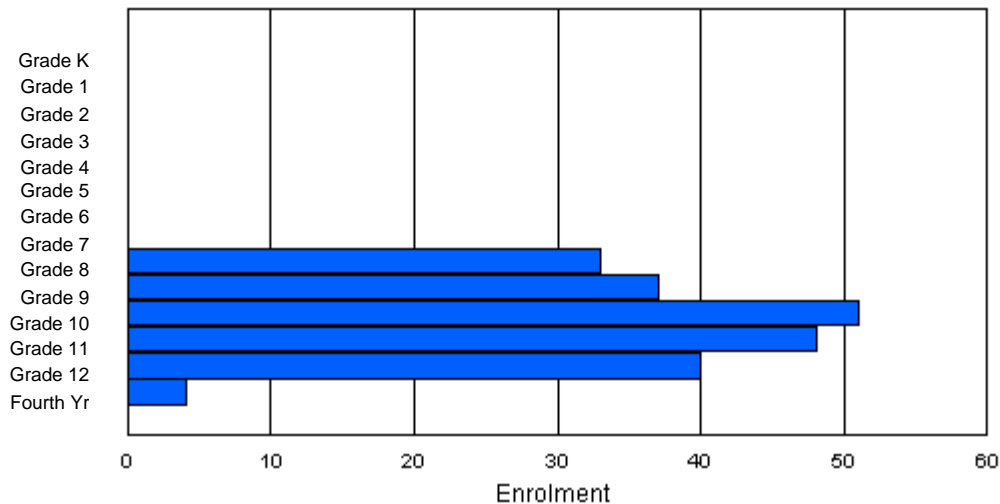
Enrolment By Age and Gender

Gender	Age																	Total
	5	6	7	8	9	10	11	12	13	14	15	16	17	18	19	20>		
Male	0	0	0	0	0	0	0	0	14	22	25	21	23	5	2	0	112	
Female	0	0	0	0	0	0	0	0	15	14	22	23	20	6	0	1	101	
Total	0	0	0	0	0	0	0	0	29	36	47	44	43	11	2	1	213	

Enrolment By Grade and Gender

Gender	Grade															Total
	K	1	2	3	4	5	6	7	8	9	10	11	12	4th		
Male	0	0	0	0	0	0	0	0	16	22	29	23	20	2	112	
Female	0	0	0	0	0	0	0	0	17	15	22	25	20	2	101	
Total	0	0	0	0	0	0	0	0	33	37	51	48	40	4	213	

Enrolment By Grade
For 214



* Data from the 2007-2008 AGR(Enrolment/Age as of the last day in Sept./Dec.)

** Newfoundland Statistics Classification System

*** May include itinerant teachers

District 4 - Eastern

#218 - St. Joseph's Academy, Lamaline

Classification: Rural Community/Southern Region**
Offers Distance Education: Yes

Grades: K-12

Number of Grades: 13

[School FTE PTR : 8.6](#)

[District FTE PTR : 13.5](#)

[Provincial FTE PTR : 12.7](#)

[FTE Teachers](#) *** : 15.0

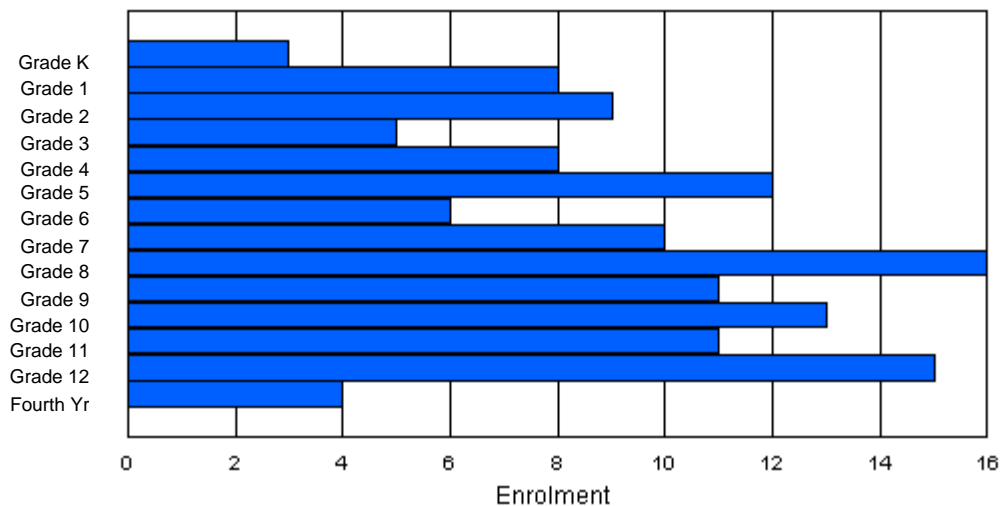
Enrolment By Age and Gender

Gender	Age																	Total
	5	6	7	8	9	10	11	12	13	14	15	16	17	18	19	20>		
Male	1	5	2	1	2	10	3	5	12	3	5	4	8	5	1	1	68	
Female	2	3	7	2	8	2	3	4	5	6	6	6	6	2	0	1	63	
Total	3	8	9	3	10	12	6	9	17	9	11	10	14	7	1	2	131	

Enrolment By Grade and Gender

Gender	Grade															Total
	K	1	2	3	4	5	6	7	8	9	10	11	12	4th		
Male	1	5	2	2	1	10	3	6	11	4	8	3	10	2	68	
Female	2	3	7	3	7	2	3	4	5	7	5	8	5	2	63	
Total	3	8	9	5	8	12	6	10	16	11	13	11	15	4	131	

Enrolment By Grade
For 218



* Data from the 2007-2008 AGR(Enrolment/Age as of the last day in Sept./Dec.)

** Newfoundland Statistics Classification System

*** May include itinerant teachers

District 4 - Eastern

#219 - Marystown Central High School, Marystown

Classification: Urban Community/Southern Region**
Offers Distance Education: No

Grades: 10-12 Number of Grades: 3

[School FTE PTR : 13.8](#)
[District FTE PTR : 13.5](#)
[Provincial FTE PTR : 12.7](#)

[FTE Teachers](#) *** : 31.5

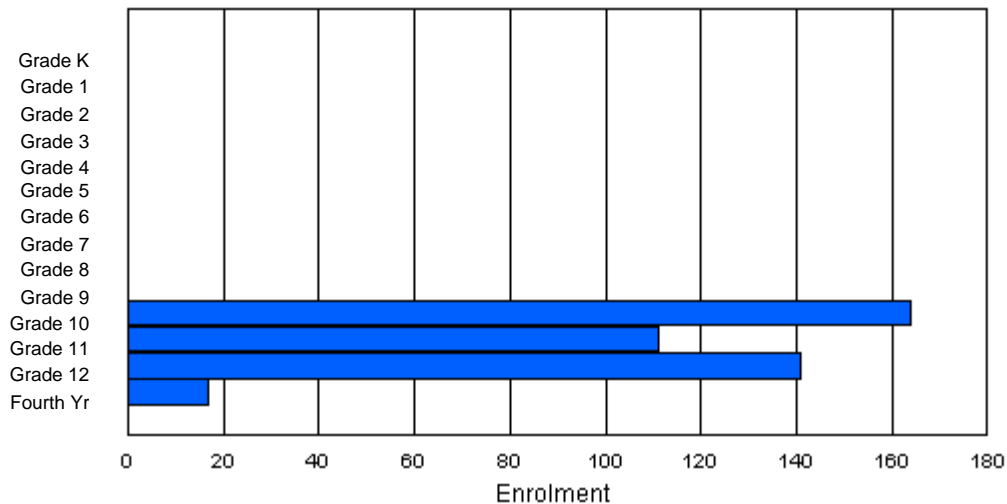
Enrolment By Age and Gender

Gender	Age																	Total
	5	6	7	8	9	10	11	12	13	14	15	16	17	18	19	20>		
Male	0	0	0	0	0	0	0	0	0	0	61	52	77	14	10	1	215	
Female	0	0	0	0	0	0	0	0	0	0	68	70	68	10	1	1	218	
Total	0	0	0	0	0	0	0	0	0	0	129	122	145	24	11	2	433	

Enrolment By Grade and Gender

Gender	Grade															Total
	K	1	2	3	4	5	6	7	8	9	10	11	12	4th		
Male	0	0	0	0	0	0	0	0	0	0	86	41	77	11	215	
Female	0	0	0	0	0	0	0	0	0	0	78	70	64	6	218	
Total	0	0	0	0	0	0	0	0	0	0	164	111	141	17	433	

Enrolment By Grade
For 219



* Data from the 2007-2008 AGR(Enrolment/Age as of the last day in Sept./Dec.)

** Newfoundland Statistics Classification System

*** May include itinerant teachers

District 4 - Eastern

#220 - Sacred Heart Academy, Marystown

Classification: Urban Community/Southern Region**
Offers Distance Education: No

Grades: K-7

Number of Grades: 8

[School FTE PTR : 14.0](#)

[District FTE PTR : 13.5](#)

[Provincial FTE PTR : 12.7](#)

[FTE Teachers](#) *** : 36.8

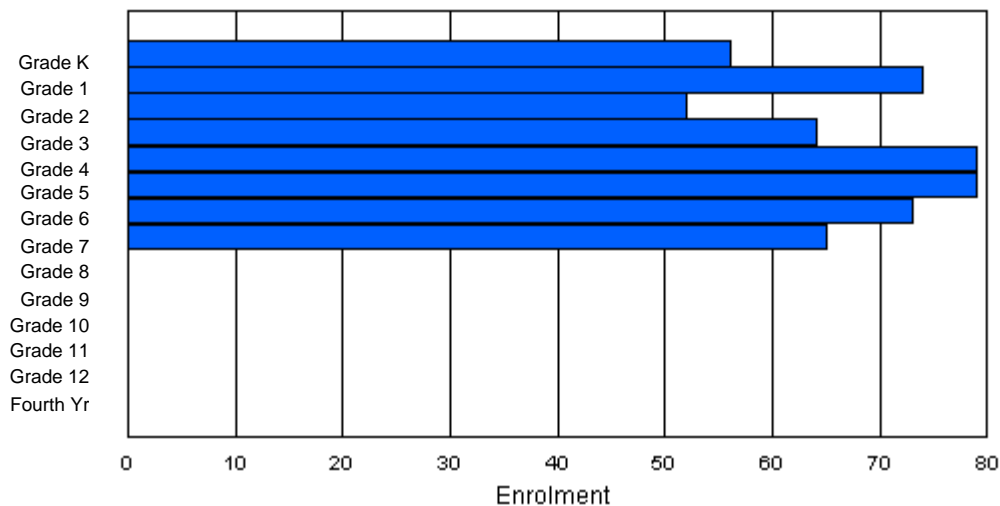
Enrolment By Age and Gender

Gender	Age																Total
	5	6	7	8	9	10	11	12	13	14	15	16	17	18	19	20>	
Male	19	35	37	35	37	44	50	30	1	1	0	0	0	0	0	0	289
Female	37	38	16	28	42	30	28	33	1	0	0	0	0	0	0	0	253
Total	56	73	53	63	79	74	78	63	2	1	0	0	0	0	0	0	542

Enrolment By Grade and Gender

Gender	Grade														Total
	K	1	2	3	4	5	6	7	8	9	10	11	12	4th	
Male	19	36	36	36	38	46	47	31	0	0	0	0	0	0	289
Female	37	38	16	28	41	33	26	34	0	0	0	0	0	0	253
Total	56	74	52	64	79	79	73	65	0	0	0	0	0	0	542

Enrolment By Grade
For 220



* Data from the 2007-2008 AGR(Enrolment/Age as of the last day in Sept./Dec.)

** Newfoundland Statistics Classification System

*** May include itinerant teachers

District 4 - Eastern

#223 - Christ the King School, Rushoon

Classification: Rural Community/Southern Region**
Offers Distance Education: Yes

Grades: K-12

Number of Grades: 13

[School FTE PTR : 8.5](#)

[District FTE PTR : 13.5](#)

[Provincial FTE PTR : 12.7](#)

[FTE Teachers](#) *** : 17.5

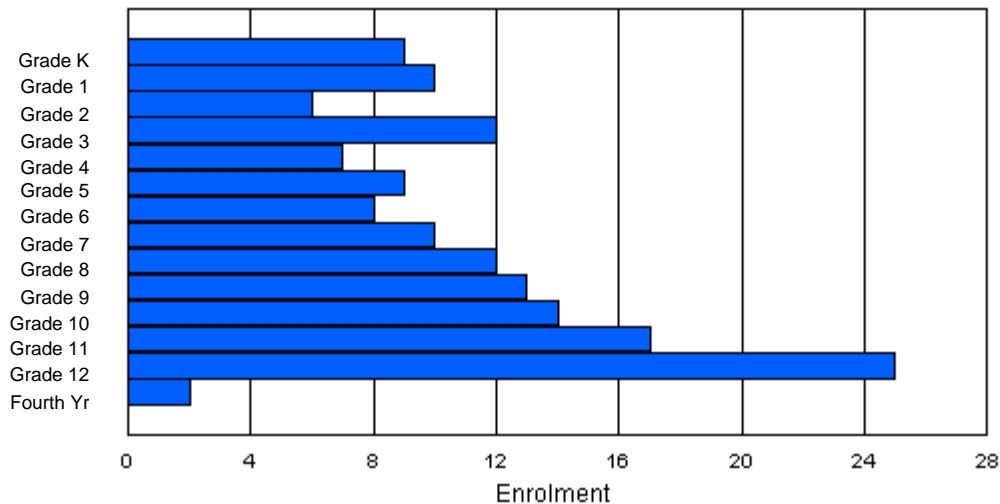
Enrolment By Age and Gender

Gender	Age																	Total
	5	6	7	8	9	10	11	12	13	14	15	16	17	18	19	20>		
Male	6	3	4	9	5	6	5	2	2	9	7	9	14	2	0	0	83	
Female	3	7	2	3	2	3	3	8	10	4	7	8	8	1	1	1	71	
Total	9	10	6	12	7	9	8	10	12	13	14	17	22	3	1	1	154	

Enrolment By Grade and Gender

Gender	Grade															Total
	K	1	2	3	4	5	6	7	8	9	10	11	12	4th		
Male	6	3	4	9	5	6	5	2	2	9	7	9	16	0	83	
Female	3	7	2	3	2	3	3	8	10	4	7	8	9	2	71	
Total	9	10	6	12	7	9	8	10	12	13	14	17	25	2	154	

Enrolment By Grade
For 223



* Data from the 2007-2008 AGR(Enrolment/Age as of the last day in Sept./Dec.)

** Newfoundland Statistics Classification System

*** May include itinerant teachers

District 4 - Eastern

#224 - Donald C. Jamieson Academy, Burin Bay Arm

Classification: Rural Community/Southern Region**
Offers Distance Education: No

Grades: K-7 Number of Grades: 8

[School FTE PTR : 14.7](#)
[District FTE PTR : 13.5](#)
[Provincial FTE PTR : 12.7](#)

[FTE Teachers](#) *** : 26.0

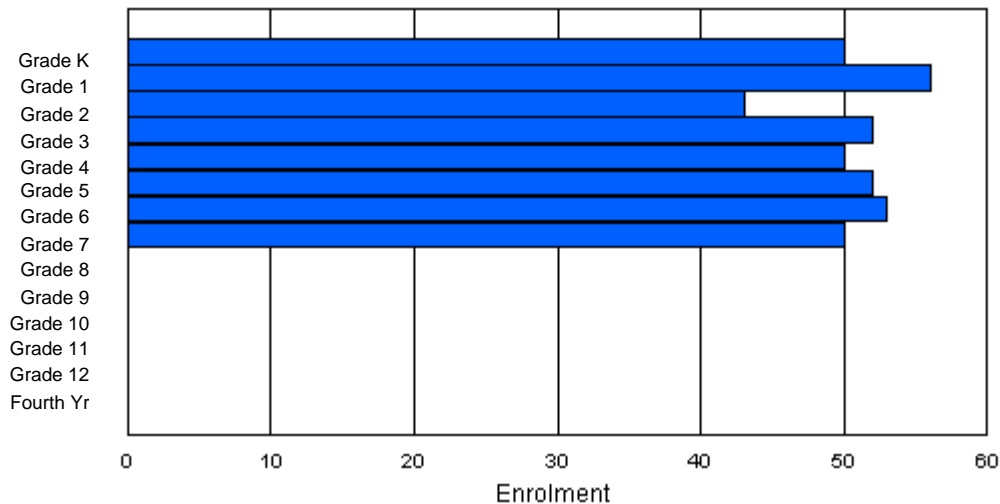
Enrolment By Age and Gender

Gender	Age																Total
	5	6	7	8	9	10	11	12	13	14	15	16	17	18	19	20>	
Male	25	22	17	26	24	22	25	19	1	0	0	0	0	0	0	0	181
Female	24	34	27	26	28	26	30	30	0	0	0	0	0	0	0	0	225
Total	49	56	44	52	52	48	55	49	1	0	0	0	0	0	0	406	

Enrolment By Grade and Gender

Gender	Grade														Total
	K	1	2	3	4	5	6	7	8	9	10	11	12	4th	
Male	25	23	16	26	24	23	24	20	0	0	0	0	0	0	181
Female	25	33	27	26	26	29	29	30	0	0	0	0	0	0	225
Total	50	56	43	52	50	52	53	50	0	0	0	0	0	0	406

Enrolment By Grade
For 224



* Data from the 2007-2008 AGR(Enrolment/Age as of the last day in Sept./Dec.)

** Newfoundland Statistics Classification System

*** May include itinerant teachers

District 4 - Eastern

#225 - St. Anne's School, South East Bight

Classification: Rural Community/Southern Region**
Offers Distance Education: Yes

Grades: K-8,10 Number of Grades: 10

[School FTE PTR : 5.0](#)
[District FTE PTR : 13.5](#)
[Provincial FTE PTR : 12.7](#)

[FTE Teachers](#) *** : 3.0

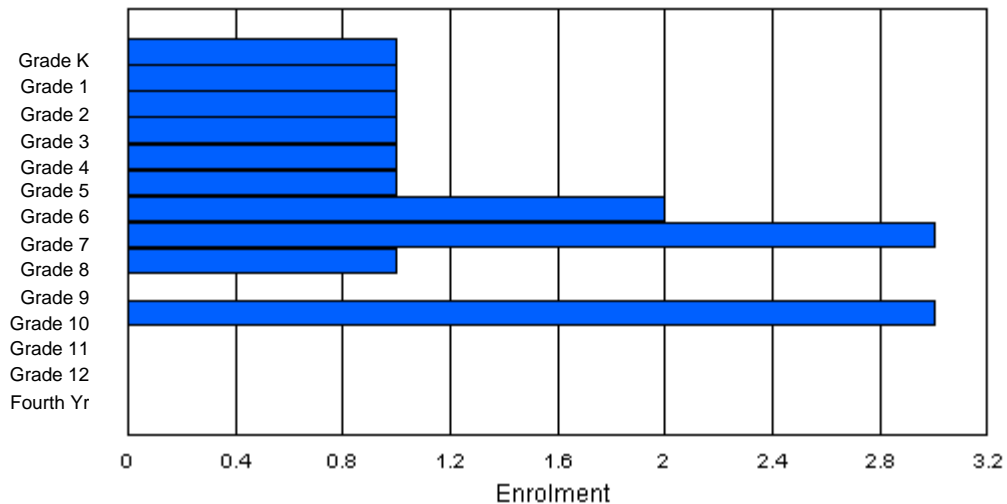
Enrolment By Age and Gender

Gender	Age																	Total
	5	6	7	8	9	10	11	12	13	14	15	16	17	18	19	20>		
Male	1	0	0	0	1	0	1	2	0	0	2	0	0	0	0	0	7	
Female	0	1	1	1	0	1	1	1	1	0	1	0	0	0	0	0	8	
Total	1	1	1	1	1	1	2	3	1	0	3	0	0	0	0	0	15	

Enrolment By Grade and Gender

Gender	K	Grade													Total
		1	2	3	4	5	6	7	8	9	10	11	12	4th	
Male	1	0	0	0	1	0	1	2	0	0	2	0	0	0	7
Female	0	1	1	1	0	1	1	1	1	0	1	0	0	0	8
Total	1	1	1	1	1	1	2	3	1	0	3	0	0	0	15

Enrolment By Grade
For 225



* Data from the 2007-2008 AGR(Enrolment/Age as of the last day in Sept./Dec.)

** Newfoundland Statistics Classification System

*** May include itinerant teachers

District 4 - Eastern

#226 - Fortune Bay Academy, St. Bernard's - Jacques Fontaine

Classification: Rural Community/Southern Region**
Offers Distance Education: Yes

Grades: K-12

Number of Grades: 13

[School FTE PTR : 8.4](#)

[District FTE PTR : 13.5](#)

[Provincial FTE PTR : 12.7](#)

[FTE Teachers](#) *** : 17.0

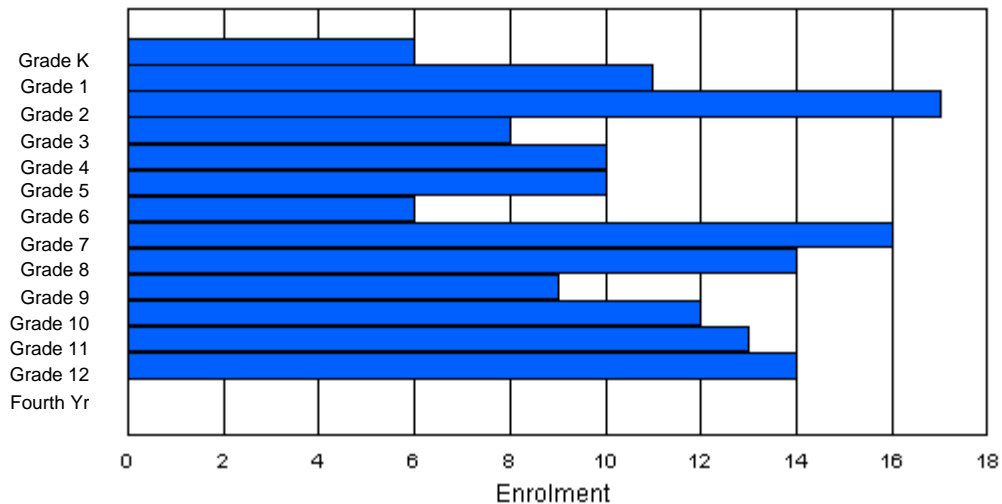
Enrolment By Age and Gender

Gender	Age																	Total
	5	6	7	8	9	10	11	12	13	14	15	16	17	18	19	20>		
Male	3	5	10	3	4	4	4	8	8	4	7	4	6	2	0	0	72	
Female	3	6	7	5	6	5	1	10	6	5	5	8	6	1	0	0	74	
Total	6	11	17	8	10	9	5	18	14	9	12	12	12	3	0	0	146	

Enrolment By Grade and Gender

Gender	Grade															Total
	K	1	2	3	4	5	6	7	8	9	10	11	12	4th		
Male	3	5	10	3	4	5	4	7	8	4	7	4	8	0	72	
Female	3	6	7	5	6	5	2	9	6	5	5	9	6	0	74	
Total	6	11	17	8	10	10	6	16	14	9	12	13	14	0	146	

Enrolment By Grade
For 226



* Data from the 2007-2008 AGR(Enrolment/Age as of the last day in Sept./Dec.)

** Newfoundland Statistics Classification System

*** May include itinerant teachers

District 4 - Eastern

#228 - St. Lawrence Academy, St. Lawrence

Classification: Rural Community/Southern Region**
Offers Distance Education: Yes

Grades: K-12

Number of Grades: 13

[School FTE PTR : 10.2](#)

[District FTE PTR : 13.5](#)

[Provincial FTE PTR : 12.7](#)

[FTE Teachers](#) *** : 22.3

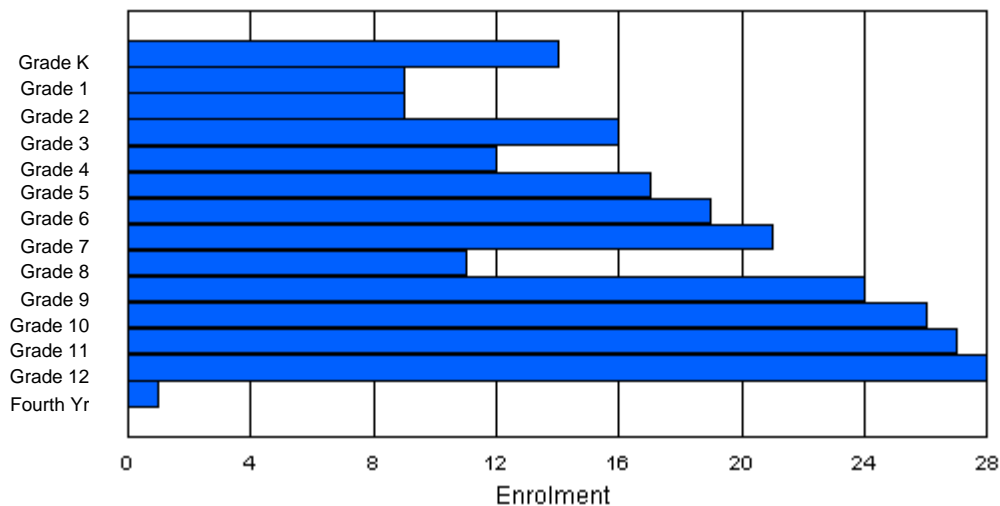
Enrolment By Age and Gender

Gender	Age																	Total
	5	6	7	8	9	10	11	12	13	14	15	16	17	18	19	20>		
Male	10	5	5	6	9	8	9	9	4	16	13	13	14	2	2	0	125	
Female	4	3	4	9	5	6	9	13	8	8	12	11	15	2	0	0	109	
Total	14	8	9	15	14	14	18	22	12	24	25	24	29	4	2	0	234	

Enrolment By Grade and Gender

Gender	Grade															Total
	K	1	2	3	4	5	6	7	8	9	10	11	12	4th		
Male	10	6	5	6	8	10	8	10	4	15	14	14	14	1	125	
Female	4	3	4	10	4	7	11	11	7	9	12	13	14	0	109	
Total	14	9	9	16	12	17	19	21	11	24	26	27	28	1	234	

Enrolment By Grade
For 228



* Data from the 2007-2008 AGR(Enrolment/Age as of the last day in Sept./Dec.)

** Newfoundland Statistics Classification System

*** May include itinerant teachers

District 4 - Eastern

#229 - St. Joseph's All Grade, Terrenceville

Classification: Rural Community/Southern Region**
Offers Distance Education: Yes

Grades: K-12

Number of Grades: 13

[School FTE PTR : 7.9](#)

[District FTE PTR : 13.5](#)

[Provincial FTE PTR : 12.7](#)

[FTE Teachers](#) *** : 17.0

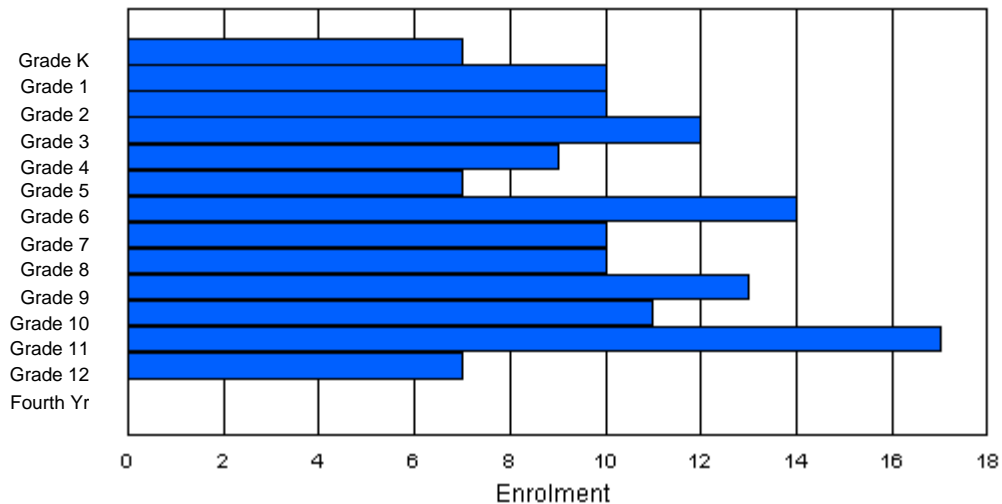
Enrolment By Age and Gender

Gender	Age																	Total
	5	6	7	8	9	10	11	12	13	14	15	16	17	18	19	20>		
Male	4	5	3	7	6	5	6	5	6	8	5	4	5	2	0	0	71	
Female	3	5	7	5	1	4	2	9	3	7	6	9	4	1	0	0	66	
Total	7	10	10	12	7	9	8	14	9	15	11	13	9	3	0	0	137	

Enrolment By Grade and Gender

Gender	Grade															Total
	K	1	2	3	4	5	6	7	8	9	10	11	12	4th		
Male	4	5	3	7	8	3	9	4	6	7	4	7	4	0	71	
Female	3	5	7	5	1	4	5	6	4	6	7	10	3	0	66	
Total	7	10	10	12	9	7	14	10	10	13	11	17	7	0	137	

Enrolment By Grade
For 229



* Data from the 2007-2008 AGR(Enrolment/Age as of the last day in Sept./Dec.)

** Newfoundland Statistics Classification System

*** May include itinerant teachers

District 4 - Eastern

#231 - Discovery Collegiate, Bonavista

Classification: Rural Community/Central Region**
Offers Distance Education: No

Grades: 9-12

Number of Grades: 4

[School FTE PTR : 13.7](#)

[District FTE PTR : 13.5](#)

[Provincial FTE PTR : 12.7](#)

[FTE Teachers](#) *** : 23.5

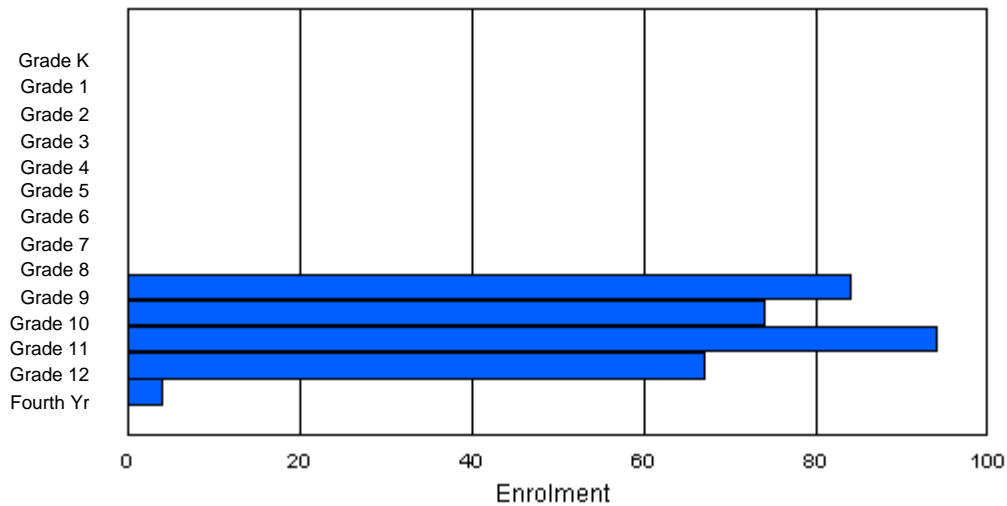
Enrolment By Age and Gender

Gender	Age																	Total
	5	6	7	8	9	10	11	12	13	14	15	16	17	18	19	20>		
Male	0	0	0	0	0	0	0	0	0	36	44	53	38	4	1	1	177	
Female	0	0	0	0	0	0	0	0	0	39	29	42	32	4	0	0	146	
Total	0	0	0	0	0	0	0	0	0	75	73	95	70	8	1	1	323	

Enrolment By Grade and Gender

Gender	Grade															Total
	K	1	2	3	4	5	6	7	8	9	10	11	12	4th		
Male	0	0	0	0	0	0	0	0	0	42	43	54	34	4	177	
Female	0	0	0	0	0	0	0	0	0	42	31	40	33	0	146	
Total	0	0	0	0	0	0	0	0	0	84	74	94	67	4	323	

Enrolment By Grade
For 231



* Data from the 2007-2008 AGR(Enrolment/Age as of the last day in Sept./Dec.)

** Newfoundland Statistics Classification System

*** May include itinerant teachers

District 4 - Eastern

#232 - Matthew Elementary School, Bonavista

Classification: Rural Community/Central Region**
Offers Distance Education: No

Grades: K-8 Number of Grades: 9

[School FTE PTR : 14.0](#)
[District FTE PTR : 13.5](#)
[Provincial FTE PTR : 12.7](#)

[FTE Teachers](#) *** : 24.0

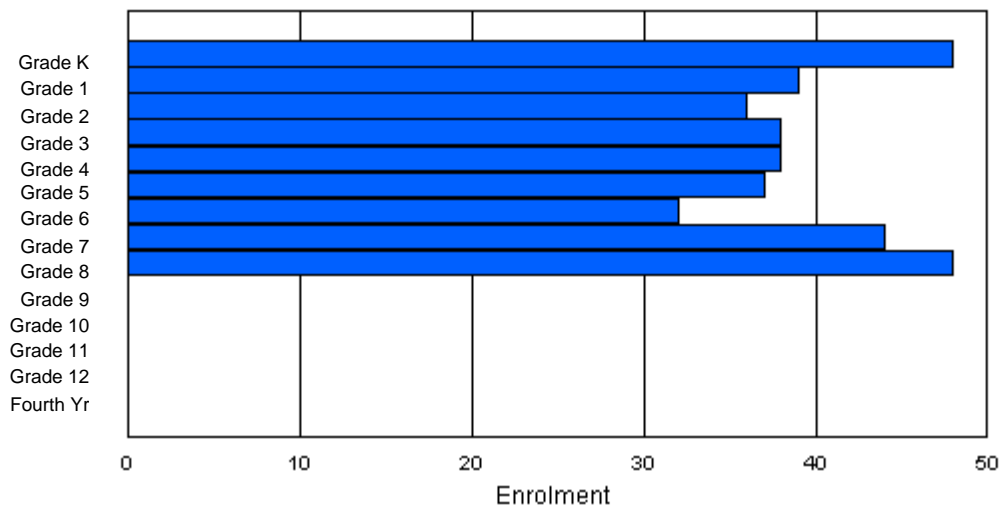
Enrolment By Age and Gender

Gender	Age																Total
	5	6	7	8	9	10	11	12	13	14	15	16	17	18	19	20>	
Male	23	24	16	22	22	20	16	23	26	0	0	0	0	0	0	0	192
Female	22	18	20	17	14	18	17	20	22	0	0	0	0	0	0	0	168
Total	45	42	36	39	36	38	33	43	48	0	0	0	0	0	0	0	360

Enrolment By Grade and Gender

Gender	Grade														Total
	K	1	2	3	4	5	6	7	8	9	10	11	12	4th	
Male	26	21	16	22	23	19	15	24	26	0	0	0	0	0	192
Female	22	18	20	16	15	18	17	20	22	0	0	0	0	0	168
Total	48	39	36	38	38	37	32	44	48	0	0	0	0	0	360

Enrolment By Grade
For 232



* Data from the 2007-2008 AGR(Enrolment/Age as of the last day in Sept./Dec.)

** Newfoundland Statistics Classification System

*** May include itinerant teachers

District 4 - Eastern

#234 - Catalina Elementary School, Catalina

Classification: Rural Community/Central Region**
Offers Distance Education: No

Grades: K-8

Number of Grades: 9

[School FTE PTR : 12.2](#)

[District FTE PTR : 13.5](#)

[Provincial FTE PTR : 12.7](#)

[FTE Teachers](#) *** : 12.5

Enrolment By Age and Gender

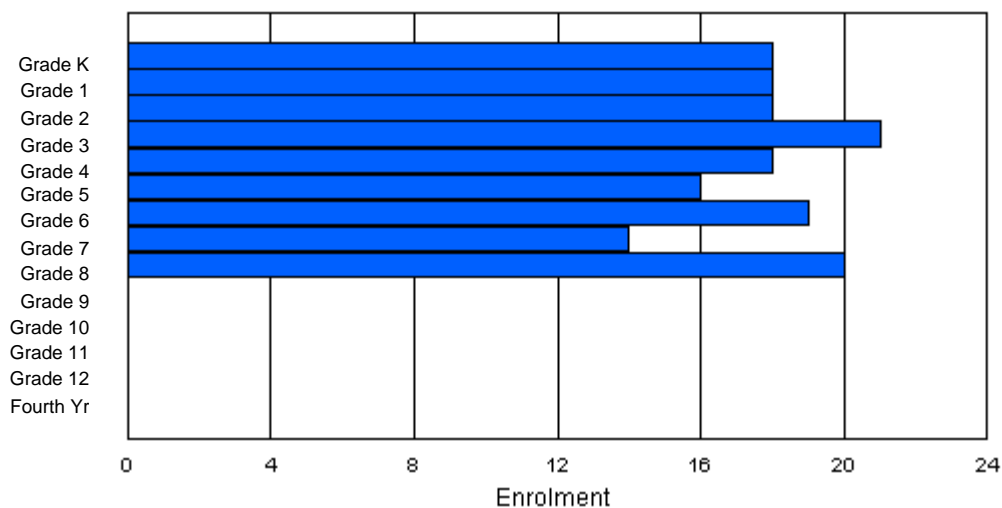
Gender	Age																	Total
	5	6	7	8	9	10	11	12	13	14	15	16	17	18	19	20>		
Male	9	8	6	13	11	8	12	9	12	0	0	0	0	0	0	0	88	
Female	9	10	12	7	8	7	7	6	8	0	0	0	0	0	0	0	74	
Total	18	18	18	20	19	15	19	15	20	0	0	0	0	0	0	0	162	

Enrolment By Grade and Gender

Gender	Grade														Total
	K	1	2	3	4	5	6	7	8	9	10	11	12	4th	
Male	9	8	6	13	11	9	11	9	12	0	0	0	0	0	88
Female	9	10	12	8	7	7	8	5	8	0	0	0	0	0	74
Total	18	18	18	21	18	16	19	14	20	0	0	0	0	0	162

Enrolment By Grade

For 234



* Data from the 2007-2008 AGR(Enrolment/Age as of the last day in Sept./Dec.)

** Newfoundland Statistics Classification System

*** May include itinerant teachers

District 4 - Eastern

#235 - Clarenville High School, Clarenville

Classification: Urban Community/Central Region**
Offers Distance Education: No

Grades: 9-12

Number of Grades: 4

[School FTE PTR : 15.7](#)

[District FTE PTR : 13.5](#)

[Provincial FTE PTR : 12.7](#)

[FTE Teachers](#) *** : 24.5

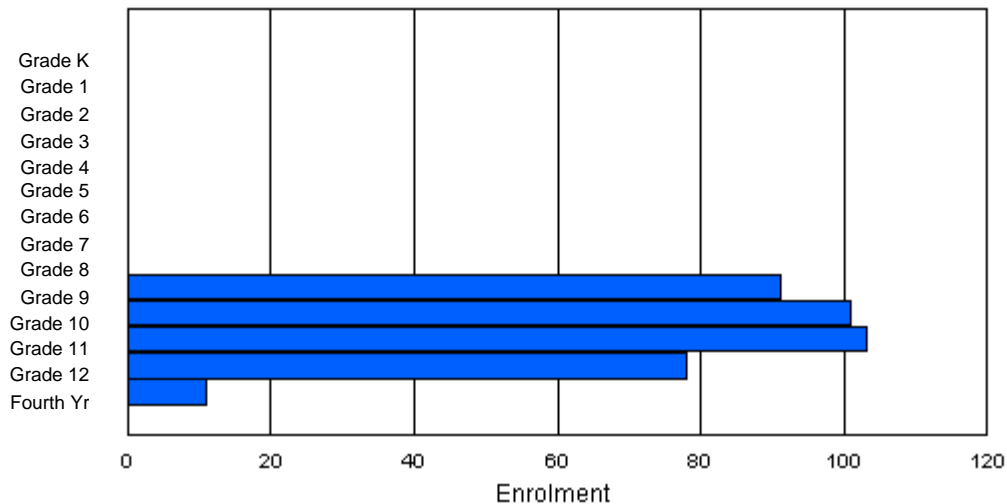
Enrolment By Age and Gender

Gender	Age																	Total
	5	6	7	8	9	10	11	12	13	14	15	16	17	18	19	20>		
Male	0	0	0	0	0	0	0	0	0	45	50	48	51	6	0	1	201	
Female	0	0	0	0	0	0	0	0	0	44	49	34	45	10	1	0	183	
Total	0	0	0	0	0	0	0	0	0	89	99	82	96	16	1	1	384	

Enrolment By Grade and Gender

Gender	Grade															Total
	K	1	2	3	4	5	6	7	8	9	10	11	12	4th		
Male	0	0	0	0	0	0	0	0	0	46	51	62	37	5	201	
Female	0	0	0	0	0	0	0	0	0	45	50	41	41	6	183	
Total	0	0	0	0	0	0	0	0	0	91	101	103	78	11	384	

Enrolment By Grade
For 235



* Data from the 2007-2008 AGR(Enrolment/Age as of the last day in Sept./Dec.)

** Newfoundland Statistics Classification System

*** May include itinerant teachers

District 4 - Eastern

#237 - Anthony Paddon Elementary, Musgravetown

Classification: Rural Community/Central Region**
Offers Distance Education: No

Grades: K-6 Number of Grades: 7

[School FTE PTR : 11.7](#)
[District FTE PTR : 13.5](#)
[Provincial FTE PTR : 12.7](#)

[FTE Teachers](#) *** : 16.5

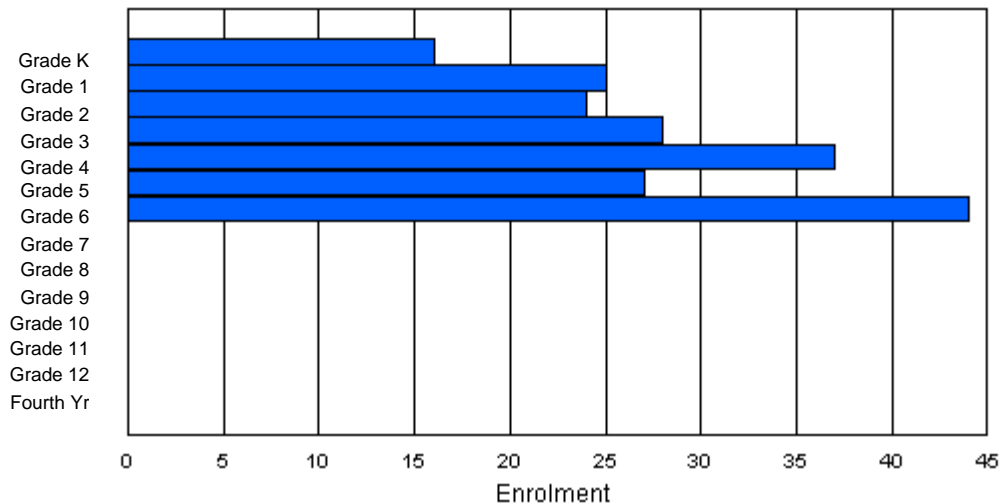
Enrolment By Age and Gender

Gender	Age																Total
	5	6	7	8	9	10	11	12	13	14	15	16	17	18	19	20>	
Male	6	13	14	14	18	14	19	0	0	0	0	0	0	0	0	0	98
Female	9	13	10	14	19	13	25	0	0	0	0	0	0	0	0	0	103
Total	15	26	24	28	37	27	44	0	0	0	0	0	0	0	0	0	201

Enrolment By Grade and Gender

Gender	Grade														Total
	K	1	2	3	4	5	6	7	8	9	10	11	12	4th	
Male	7	12	14	14	18	14	19	0	0	0	0	0	0	0	98
Female	9	13	10	14	19	13	25	0	0	0	0	0	0	0	103
Total	16	25	24	28	37	27	44	0	0	0	0	0	0	0	201

Enrolment By Grade
For 237



* Data from the 2007-2008 AGR(Enrolment/Age as of the last day in Sept./Dec.)

** Newfoundland Statistics Classification System

*** May include itinerant teachers

District 4 - Eastern

#240 - Bishop White School, Port Rexton

Classification: Rural Community/Central Region**
Offers Distance Education: Yes

Grades: K-12

Number of Grades: 13

[School FTE PTR : 7.6](#)

[District FTE PTR : 13.5](#)

[Provincial FTE PTR : 12.7](#)

[FTE Teachers](#) *** : 14.5

Enrolment By Age and Gender

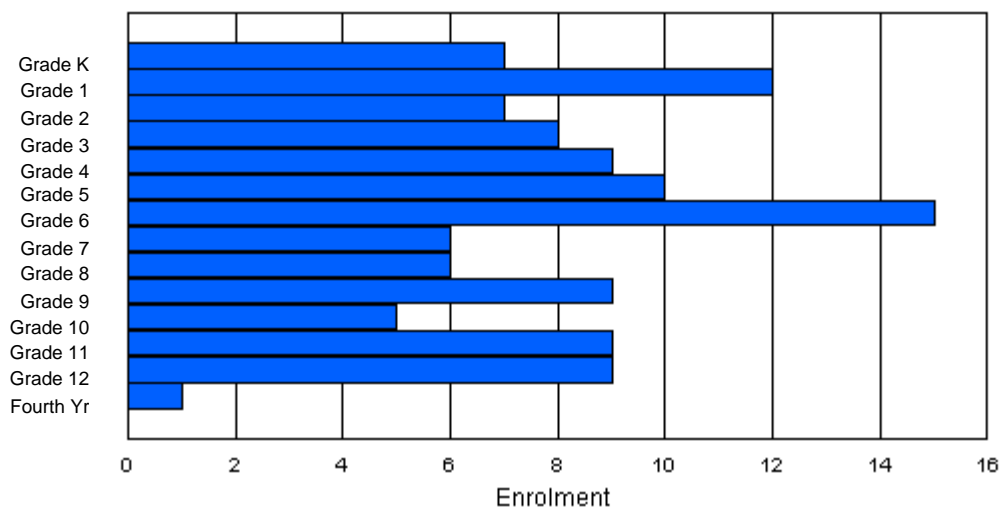
Gender	Age																	Total
	5	6	7	8	9	10	11	12	13	14	15	16	17	18	19	20>		
Male	4	7	2	2	5	4	7	4	3	8	2	4	5	0	0	0	57	
Female	3	4	6	6	4	6	8	2	3	1	2	5	5	1	0	0	56	
Total	7	11	8	8	9	10	15	6	6	9	4	9	10	1	0	0	113	

Enrolment By Grade and Gender

Gender	Grade															Total
	K	1	2	3	4	5	6	7	8	9	10	11	12	4th		
Male	4	8	1	2	5	4	7	4	3	8	2	5	4	0	57	
Female	3	4	6	6	4	6	8	2	3	1	3	4	5	1	56	
Total	7	12	7	8	9	10	15	6	6	9	5	9	9	1	113	

Enrolment By Grade

For 240



* Data from the 2007-2008 AGR(Enrolment/Age as of the last day in Sept./Dec.)

** Newfoundland Statistics Classification System

*** May include itinerant teachers

District 4 - Eastern

#242 - Random Island Academy, Random Island

Classification: Rural Community/Central Region**
Offers Distance Education: Yes

Grades: K-12 Number of Grades: 13

[School FTE PTR : 10.6](#)
[District FTE PTR : 13.5](#)
[Provincial FTE PTR : 12.7](#)

[FTE Teachers](#) *** : 17.8

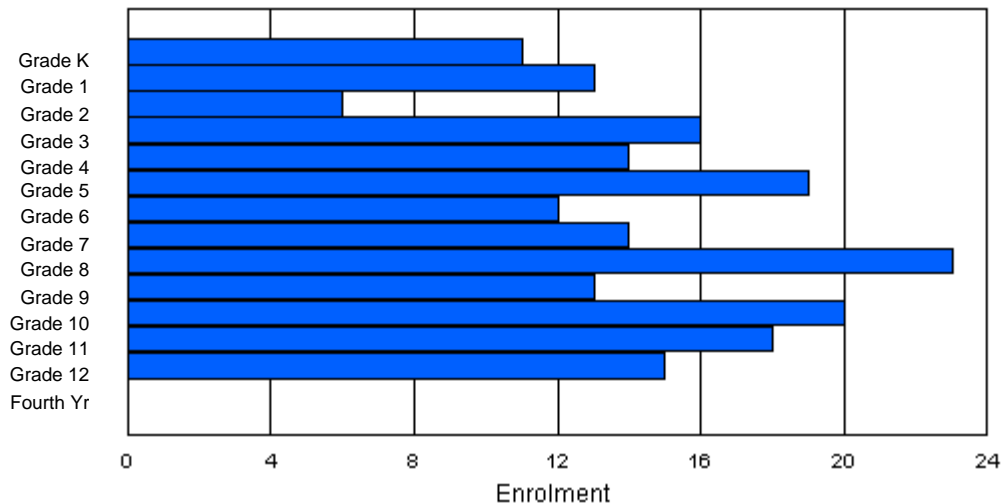
Enrolment By Age and Gender

Gender	Age																	Total
	5	6	7	8	9	10	11	12	13	14	15	16	17	18	19	20>		
Male	6	5	3	9	4	10	8	7	12	7	10	12	11	1	1	0	106	
Female	5	8	3	7	9	10	4	7	11	5	8	7	4	0	0	0	88	
Total	11	13	6	16	13	20	12	14	23	12	18	19	15	1	1	0	194	

Enrolment By Grade and Gender

Gender	Grade															Total
	K	1	2	3	4	5	6	7	8	9	10	11	12	4th		
Male	6	5	3	9	5	9	8	7	12	8	11	11	12	0	106	
Female	5	8	3	7	9	10	4	7	11	5	9	7	3	0	88	
Total	11	13	6	16	14	19	12	14	23	13	20	18	15	0	194	

Enrolment By Grade
For 242



* Data from the 2007-2008 AGR(Enrolment/Age as of the last day in Sept./Dec.)

** Newfoundland Statistics Classification System

*** May include itinerant teachers

District 4 - Eastern

#243 - Balbo Elementary School, Shoal Harbour

Classification: Urban Community/Central Region**
Offers Distance Education: No

Grades: K-8 Number of Grades: 9

[School FTE PTR : 13.4](#)
[District FTE PTR : 13.5](#)
[Provincial FTE PTR : 12.7](#)

[FTE Teachers](#) *** : 25.3

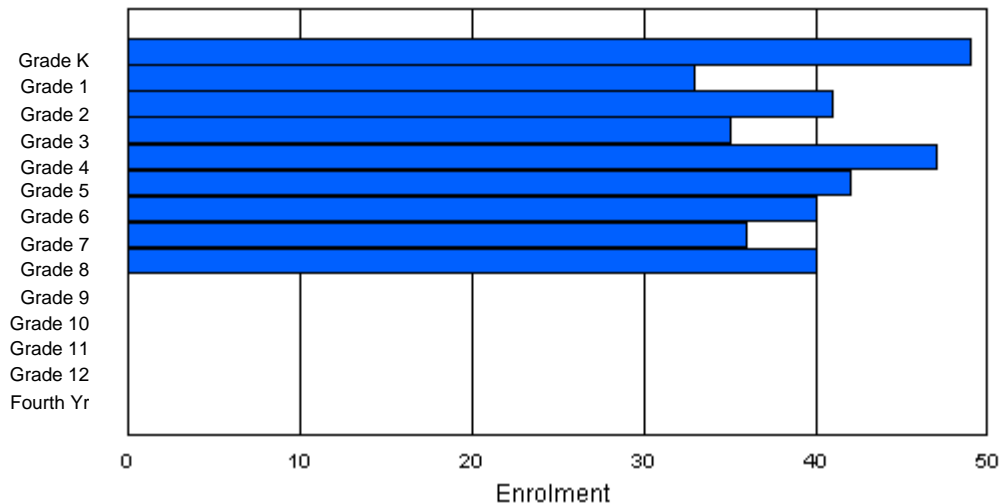
Enrolment By Age and Gender

Gender	Age																Total
	5	6	7	8	9	10	11	12	13	14	15	16	17	18	19	20>	
Male	25	17	21	24	25	28	24	22	22	2	0	0	0	0	0	0	210
Female	24	15	19	13	21	15	16	14	15	1	0	0	0	0	0	0	153
Total	49	32	40	37	46	43	40	36	37	3	0	0	0	0	0	0	363

Enrolment By Grade and Gender

Gender	Grade														Total
	K	1	2	3	4	5	6	7	8	9	10	11	12	4th	
Male	25	18	22	22	26	27	24	22	24	0	0	0	0	0	210
Female	24	15	19	13	21	15	16	14	16	0	0	0	0	0	153
Total	49	33	41	35	47	42	40	36	40	0	0	0	0	0	363

Enrolment By Grade
For 243



* Data from the 2007-2008 AGR(Enrolment/Age as of the last day in Sept./Dec.)

** Newfoundland Statistics Classification System

*** May include itinerant teachers

District 4 - Eastern

#246 - Swift Current Academy, Swift Current

Classification: Rural Community/Southern Region**
Offers Distance Education: Yes

Grades: K-12

Number of Grades: 13

[School FTE PTR : 7.2](#)

[District FTE PTR : 13.5](#)

[Provincial FTE PTR : 12.7](#)

[FTE Teachers](#) *** : 8.5

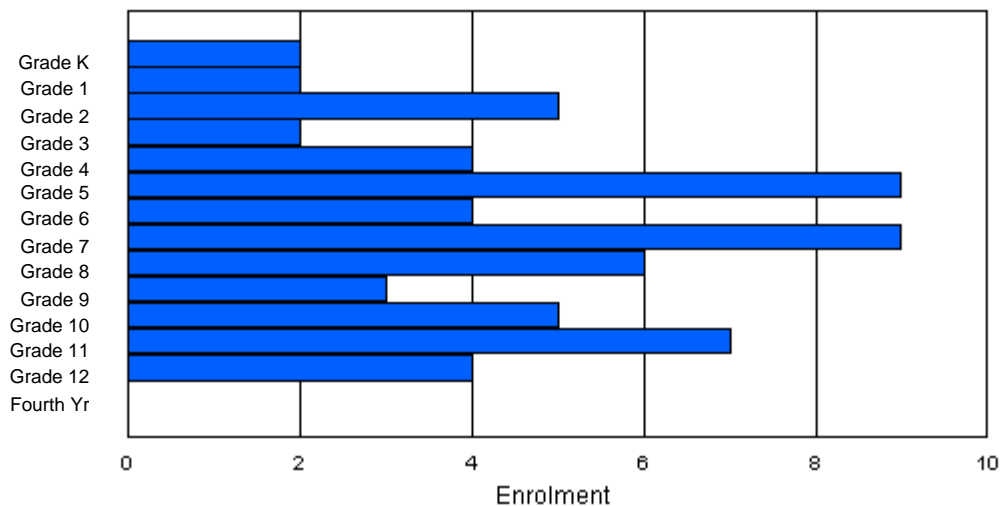
Enrolment By Age and Gender

Gender	Age																	Total
	5	6	7	8	9	10	11	12	13	14	15	16	17	18	19	20>		
Male	0	0	3	1	3	6	3	7	2	2	1	4	3	0	0	0	35	
Female	2	2	2	1	1	3	1	2	4	1	4	2	2	0	0	0	27	
Total	2	2	5	2	4	9	4	9	6	3	5	6	5	0	0	0	62	

Enrolment By Grade and Gender

Gender	Grade															Total
	K	1	2	3	4	5	6	7	8	9	10	11	12	4th		
Male	0	0	3	1	3	6	3	7	2	2	1	5	2	0	35	
Female	2	2	2	1	1	3	1	2	4	1	4	2	2	0	27	
Total	2	2	5	2	4	9	4	9	6	3	5	7	4	0	62	

Enrolment By Grade
For 246



* Data from the 2007-2008 AGR(Enrolment/Age as of the last day in Sept./Dec.)

** Newfoundland Statistics Classification System

*** May include itinerant teachers

District 4 - Eastern

#247 - Roncalli Central High, Avondale

Classification: Rural Community/Avalon Region**
Offers Distance Education: No

Grades: 7-12

Number of Grades: 6

[School FTE PTR : 14.7](#)

[District FTE PTR : 13.5](#)

[Provincial FTE PTR : 12.7](#)

[FTE Teachers](#) *** : 24.5

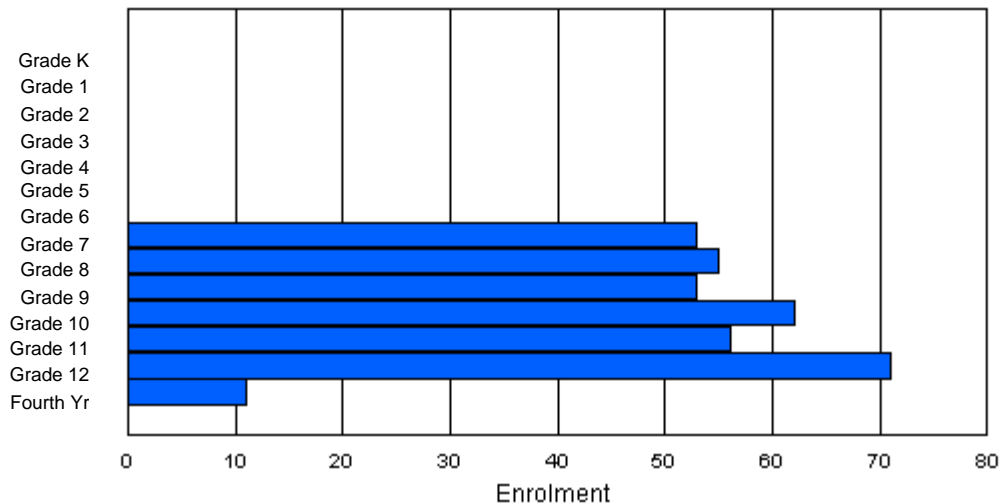
Enrolment By Age and Gender

Gender	Age																	Total
	5	6	7	8	9	10	11	12	13	14	15	16	17	18	19	20>		
Male	0	0	0	0	0	0	0	24	25	19	37	26	40	6	2	3	182	
Female	0	0	0	0	0	0	0	28	29	31	26	27	33	4	1	0	179	
Total	0	0	0	0	0	0	0	52	54	50	63	53	73	10	3	3	361	

Enrolment By Grade and Gender

Gender	Grade															Total
	K	1	2	3	4	5	6	7	8	9	10	11	12	4th		
Male	0	0	0	0	0	0	0	25	26	20	38	26	38	9	182	
Female	0	0	0	0	0	0	0	28	29	33	24	30	33	2	179	
Total	0	0	0	0	0	0	0	53	55	53	62	56	71	11	361	

Enrolment By Grade
For 247



* Data from the 2007-2008 AGR(Enrolment/Age as of the last day in Sept./Dec.)

** Newfoundland Statistics Classification System

*** May include itinerant teachers

District 4 - Eastern

#248 - Amalgamated Academy, Bay Roberts

Classification: Urban Community/Avalon Region**
Offers Distance Education: No

Grades: 4-9 Number of Grades: 6

[School FTE PTR : 16.0](#)
[District FTE PTR : 13.5](#)
[Provincial FTE PTR : 12.7](#)

[FTE Teachers](#) *** : 42.0

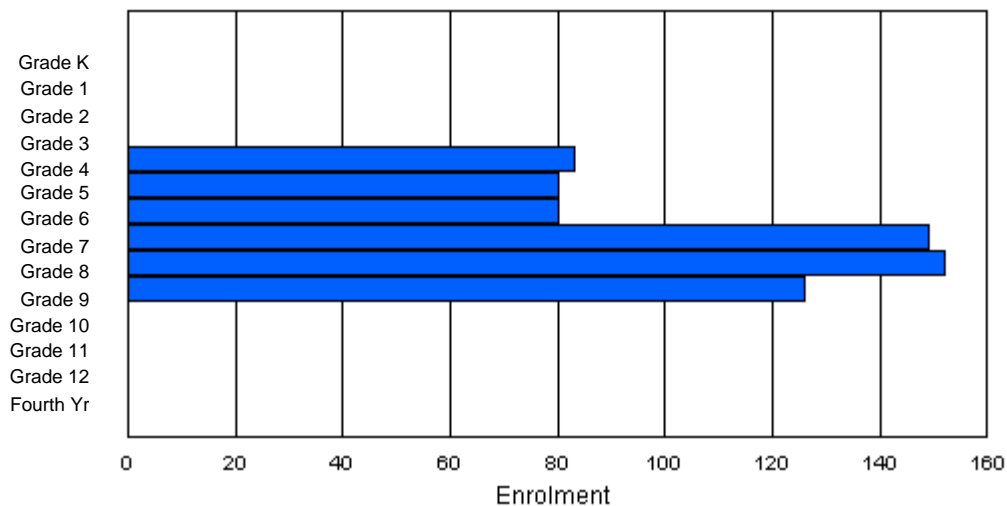
Enrolment By Age and Gender

Gender	Age																Total
	5	6	7	8	9	10	11	12	13	14	15	16	17	18	19	20>	
Male	0	0	0	0	41	43	40	65	72	63	4	0	0	0	0	0	328
Female	0	0	0	0	42	37	40	84	80	58	1	0	0	0	0	0	342
Total	0	0	0	0	83	80	80	149	152	121	5	0	0	0	0	0	670

Enrolment By Grade and Gender

Gender	Grade														Total
	K	1	2	3	4	5	6	7	8	9	10	11	12	4th	
Male	0	0	0	0	41	43	40	65	72	67	0	0	0	0	328
Female	0	0	0	0	42	37	40	84	80	59	0	0	0	0	342
Total	0	0	0	0	83	80	80	149	152	126	0	0	0	0	670

Enrolment By Grade
For 248



* Data from the 2007-2008 AGR(Enrolment/Age as of the last day in Sept./Dec.)

** Newfoundland Statistics Classification System

*** May include itinerant teachers

District 4 - Eastern

#249 - Ascension Collegiate, Bay Roberts

Classification: Urban Community/Avalon Region**
Offers Distance Education: No

Grades: 10-12

Number of Grades: 3

[School FTE PTR : 16.0](#)

[District FTE PTR : 13.5](#)

[Provincial FTE PTR : 12.7](#)

[FTE Teachers](#) *** : 42.5

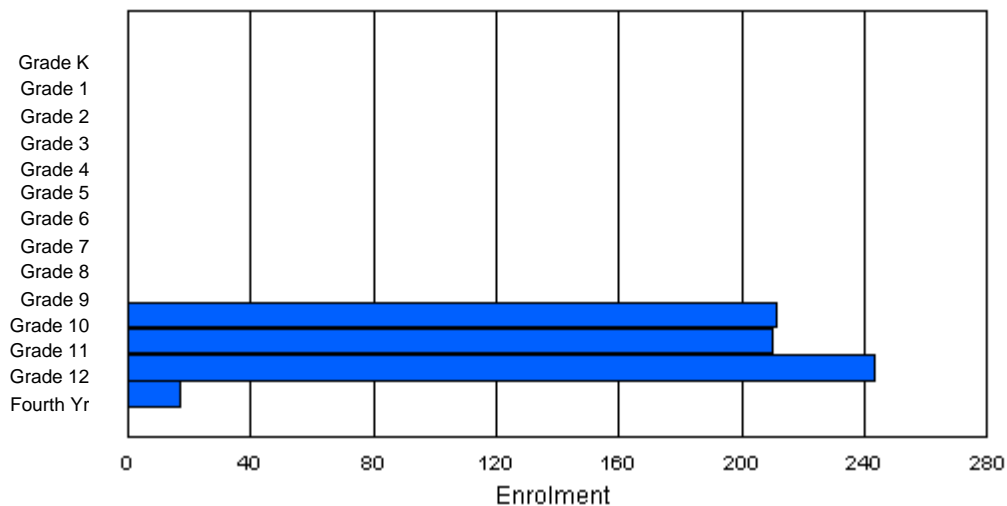
Enrolment By Age and Gender

Gender	Age																	Total
	5	6	7	8	9	10	11	12	13	14	15	16	17	18	19	20>		
Male	0	0	0	0	0	0	0	0	0	0	97	96	112	24	5	1	335	
Female	0	0	0	0	0	0	0	0	0	0	99	98	123	22	3	1	346	
Total	0	0	0	0	0	0	0	0	0	0	196	194	235	46	8	2	681	

Enrolment By Grade and Gender

Gender	Grade															Total
	K	1	2	3	4	5	6	7	8	9	10	11	12	4th		
Male	0	0	0	0	0	0	0	0	0	0	106	104	112	13	335	
Female	0	0	0	0	0	0	0	0	0	0	105	106	131	4	346	
Total	0	0	0	0	0	0	0	0	0	0	211	210	243	17	681	

Enrolment By Grade
For 249



* Data from the 2007-2008 AGR(Enrolment/Age as of the last day in Sept./Dec.)

** Newfoundland Statistics Classification System

*** May include itinerant teachers

District 4 - Eastern

#253 - Carbonear Collegiate, Carbonear

Classification: Rural Community/Avalon Region**
Offers Distance Education: No

Grades: 10-12

Number of Grades: 3

[School FTE PTR : 16.1](#)

[District FTE PTR : 13.5](#)

[Provincial FTE PTR : 12.7](#)

[FTE Teachers](#) *** : 31.0

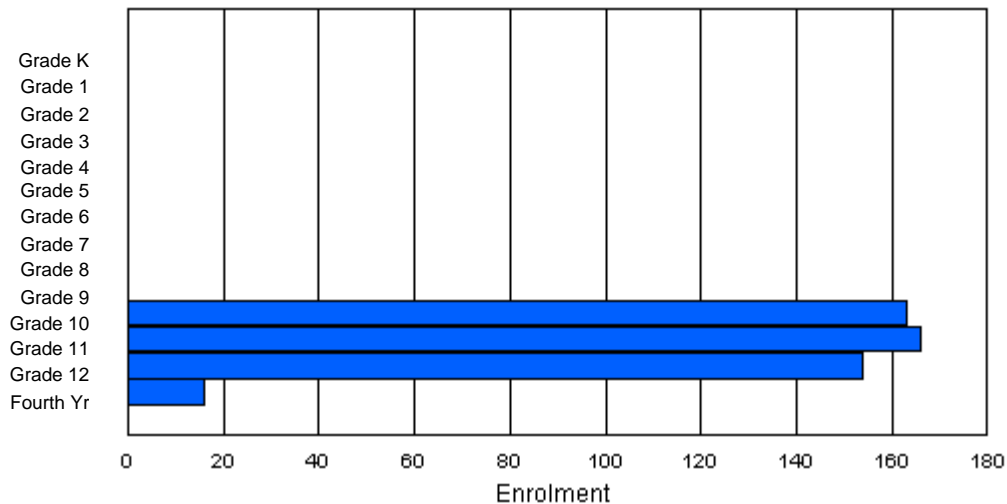
Enrolment By Age and Gender

Gender	Age																	Total
	5	6	7	8	9	10	11	12	13	14	15	16	17	18	19	20>		
Male	0	0	0	0	0	0	0	0	0	0	81	89	82	12	0	0	264	
Female	0	0	0	0	0	0	0	0	0	0	73	73	73	11	2	3	235	
Total	0	0	0	0	0	0	0	0	0	0	154	162	155	23	2	3	499	

Enrolment By Grade and Gender

Gender	Grade															Total
	K	1	2	3	4	5	6	7	8	9	10	11	12	4th		
Male	0	0	0	0	0	0	0	0	0	0	85	96	76	7	264	
Female	0	0	0	0	0	0	0	0	0	0	78	70	78	9	235	
Total	0	0	0	0	0	0	0	0	0	0	163	166	154	16	499	

Enrolment By Grade
For 253



* Data from the 2007-2008 AGR(Enrolment/Age as of the last day in Sept./Dec.)

** Newfoundland Statistics Classification System

*** May include itinerant teachers

District 4 - Eastern

#254 - Davis Elementary, Carbonear

Classification: Rural Community/Avalon Region**
Offers Distance Education: No

Grades: K-5

Number of Grades: 6

[School FTE PTR : 12.8](#)

[District FTE PTR : 13.5](#)

[Provincial FTE PTR : 12.7](#)

[FTE Teachers](#) *** : 21.4

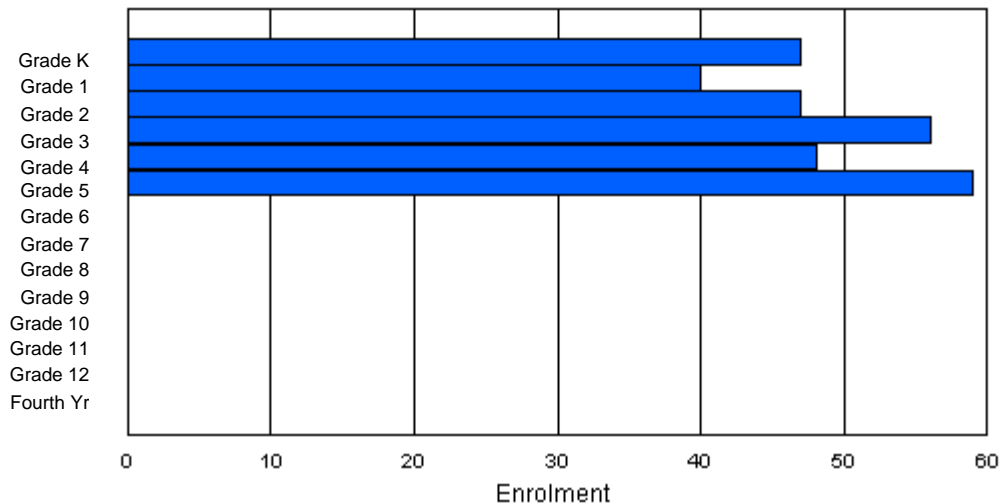
Enrolment By Age and Gender

Gender	Age																Total
	5	6	7	8	9	10	11	12	13	14	15	16	17	18	19	20>	
Male	24	17	25	33	23	31	1	0	0	0	0	0	0	0	0	0	154
Female	23	23	19	25	25	27	1	0	0	0	0	0	0	0	0	0	143
Total	47	40	44	58	48	58	2	0	0	0	0	0	0	0	0	0	297

Enrolment By Grade and Gender

Gender	Grade														Total
	K	1	2	3	4	5	6	7	8	9	10	11	12	4th	
Male	24	17	27	32	23	31	0	0	0	0	0	0	0	0	154
Female	23	23	20	24	25	28	0	0	0	0	0	0	0	0	143
Total	47	40	47	56	48	59	0	0	0	0	0	0	0	0	297

Enrolment By Grade
For 254



* Data from the 2007-2008 AGR(Enrolment/Age as of the last day in Sept./Dec.)

** Newfoundland Statistics Classification System

*** May include itinerant teachers

District 4 - Eastern

#258 - Holy Family Elementary, Chapel Arm

Classification: Rural Community/Avalon Region**
Offers Distance Education: No

Grades: K-6 Number of Grades: 7

[School FTE PTR : 11.4](#)
[District FTE PTR : 13.5](#)
[Provincial FTE PTR : 12.7](#)

[FTE Teachers](#) *** : 10.8

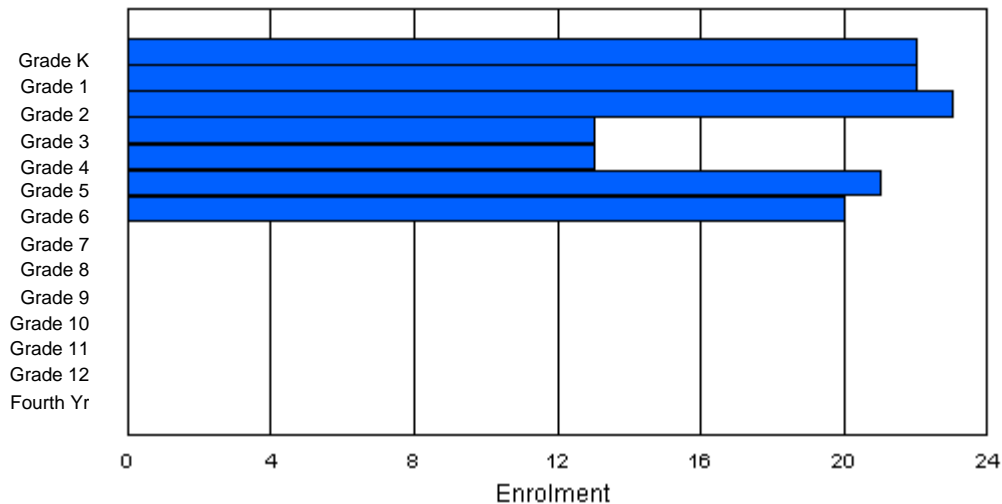
Enrolment By Age and Gender

Gender	Age																Total
	5	6	7	8	9	10	11	12	13	14	15	16	17	18	19	20>	
Male	13	11	10	6	7	7	13	2	0	0	0	0	0	0	0	0	69
Female	9	11	13	6	7	10	9	0	0	0	0	0	0	0	0	0	65
Total	22	22	23	12	14	17	22	2	0	0	0	0	0	0	0	0	134

Enrolment By Grade and Gender

Gender	Grade														Total
	K	1	2	3	4	5	6	7	8	9	10	11	12	4th	
Male	13	11	10	7	6	10	12	0	0	0	0	0	0	0	69
Female	9	11	13	6	7	11	8	0	0	0	0	0	0	0	65
Total	22	22	23	13	13	21	20	0	0	0	0	0	0	0	134

Enrolment By Grade
For 258



* Data from the 2007-2008 AGR(Enrolment/Age as of the last day in Sept./Dec.)

** Newfoundland Statistics Classification System

*** May include itinerant teachers

District 4 - Eastern

#259 - Coley's Point Primary, Coley's Point

Classification: Rural Community/Avalon Region**
Offers Distance Education: No

Grades: K-3 Number of Grades: 4

[School FTE PTR : 13.2](#)
[District FTE PTR : 13.5](#)
[Provincial FTE PTR : 12.7](#)

[FTE Teachers](#) *** : 22.0

Enrolment By Age and Gender

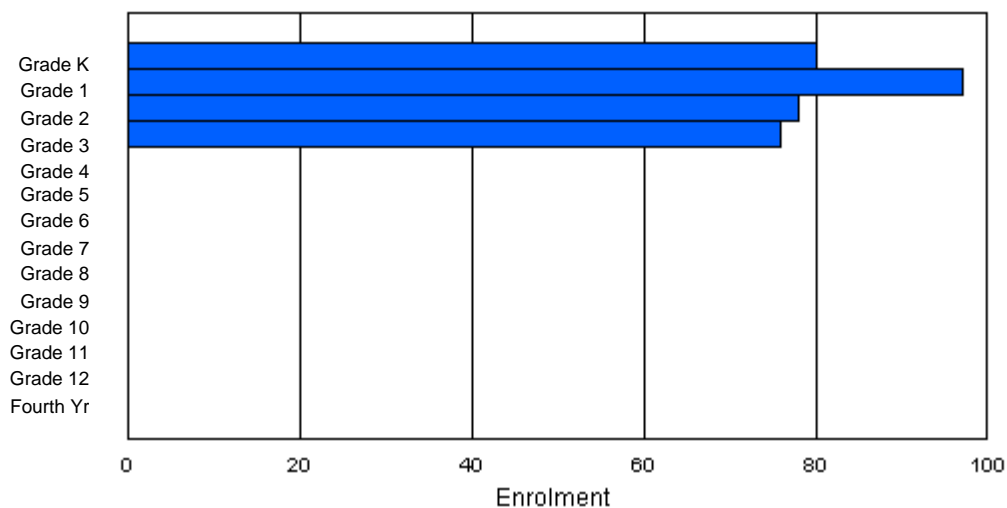
Gender	Age																Total
	5	6	7	8	9	10	11	12	13	14	15	16	17	18	19	20>	
Male	40	57	36	38	1	0	0	0	0	0	0	0	0	0	0	0	172
Female	40	40	42	37	0	0	0	0	0	0	0	0	0	0	0	0	159
Total	80	97	78	75	1	0	0	0	0	0	0	0	0	0	0	0	331

Enrolment By Grade and Gender

Gender	Grade														Total
	K	1	2	3	4	5	6	7	8	9	10	11	12	4th	
Male	40	57	36	39	0	0	0	0	0	0	0	0	0	0	172
Female	40	40	42	37	0	0	0	0	0	0	0	0	0	0	159
Total	80	97	78	76	0	0	0	0	0	0	0	0	0	0	331

Enrolment By Grade

For 259



* Data from the 2007-2008 AGR(Enrolment/Age as of the last day in Sept./Dec.)

** Newfoundland Statistics Classification System

*** May include itinerant teachers

District 4 - Eastern

#260 - Immaculate Conception Elementary, Colliers

Classification: Rural Community/Avalon Region**
Offers Distance Education: No

Grades: K-6 Number of Grades: 7

[School FTE PTR : 12.0](#)
[District FTE PTR : 13.5](#)
[Provincial FTE PTR : 12.7](#)

[FTE Teachers](#) *** : 9.3

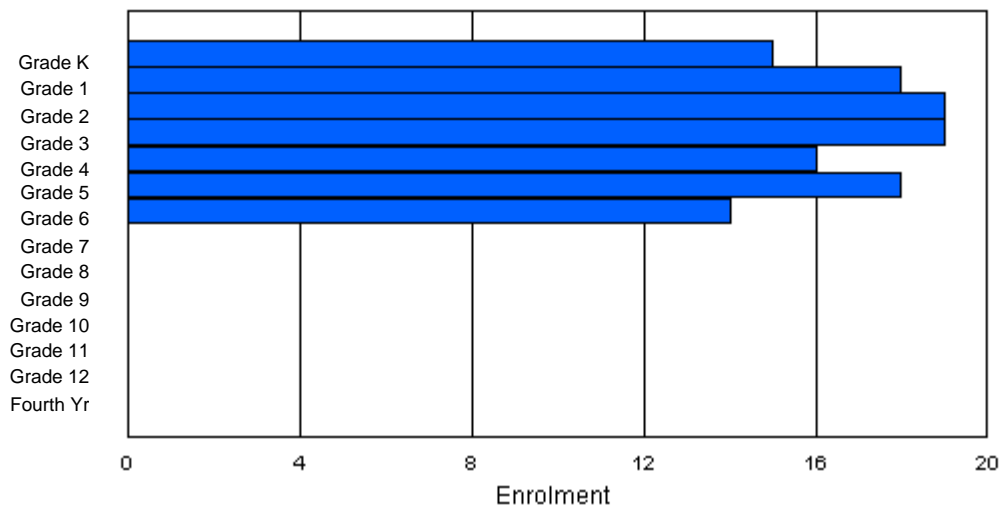
Enrolment By Age and Gender

Gender	Age																Total
	5	6	7	8	9	10	11	12	13	14	15	16	17	18	19	20>	
Male	7	6	10	8	6	9	7	0	0	0	0	0	0	0	0	0	53
Female	8	11	9	12	10	9	7	0	0	0	0	0	0	0	0	0	66
Total	15	17	19	20	16	18	14	0	0	0	0	0	0	0	0	0	119

Enrolment By Grade and Gender

Gender	Grade														Total
	K	1	2	3	4	5	6	7	8	9	10	11	12	4th	
Male	7	7	9	8	6	9	7	0	0	0	0	0	0	0	53
Female	8	11	10	11	10	9	7	0	0	0	0	0	0	0	66
Total	15	18	19	19	16	18	14	0	0	0	0	0	0	0	119

Enrolment By Grade
For 260



* Data from the 2007-2008 AGR(Enrolment/Age as of the last day in Sept./Dec.)

** Newfoundland Statistics Classification System

*** May include itinerant teachers

District 4 - Eastern

#262 - Woodland Elementary, Dildo

Classification: Rural Community/Avalon Region**
Offers Distance Education: No

Grades: K-6

Number of Grades: 7

[School FTE PTR : 11.6](#)

[District FTE PTR : 13.5](#)

[Provincial FTE PTR : 12.7](#)

[FTE Teachers](#) *** : 15.9

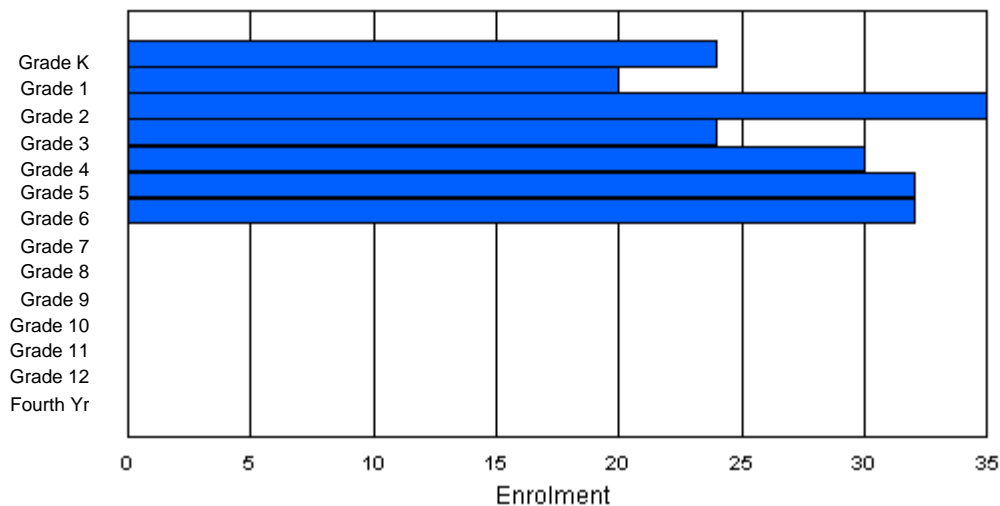
Enrolment By Age and Gender

Gender	Age																Total
	5	6	7	8	9	10	11	12	13	14	15	16	17	18	19	20>	
Male	7	8	14	12	19	13	21	0	0	0	0	0	0	0	0	0	94
Female	17	12	21	12	10	18	11	2	0	0	0	0	0	0	0	0	103
Total	24	20	35	24	29	31	32	2	0	0	0	0	0	0	0	0	197

Enrolment By Grade and Gender

Gender	Grade														Total
	K	1	2	3	4	5	6	7	8	9	10	11	12	4th	
Male	7	8	14	12	19	15	19	0	0	0	0	0	0	0	94
Female	17	12	21	12	11	17	13	0	0	0	0	0	0	0	103
Total	24	20	35	24	30	32	32	0	0	0	0	0	0	0	197

Enrolment By Grade
For 262



* Data from the 2007-2008 AGR(Enrolment/Age as of the last day in Sept./Dec.)

** Newfoundland Statistics Classification System

*** May include itinerant teachers

District 4 - Eastern

#265 - Acreman Elementary, Green's Harbour

Classification: Rural Community/Avalon Region**
Offers Distance Education: No

Grades: K-6

Number of Grades: 7

[School FTE PTR : 8.7](#)

[District FTE PTR : 13.5](#)

[Provincial FTE PTR : 12.7](#)

[FTE Teachers](#) *** : 9.1

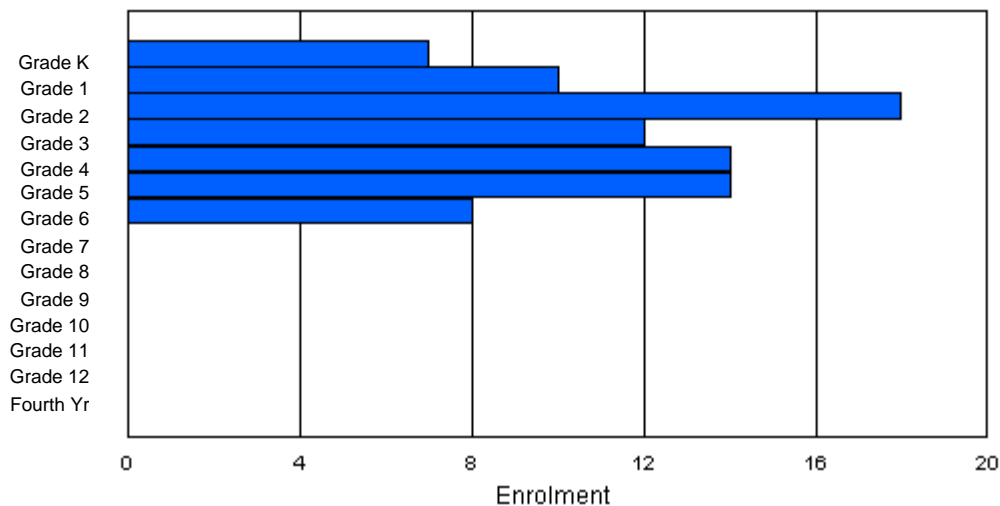
Enrolment By Age and Gender

Gender	Age																	Total
	5	6	7	8	9	10	11	12	13	14	15	16	17	18	19	20>		
Male	2	5	9	7	6	4	2	0	0	0	0	0	0	0	0	0	35	
Female	5	5	9	5	9	9	6	0	0	0	0	0	0	0	0	0	48	
Total	7	10	18	12	15	13	8	0	0	0	0	0	0	0	0	0	83	

Enrolment By Grade and Gender

Gender	Grade															Total
	K	1	2	3	4	5	6	7	8	9	10	11	12	4th		
Male	2	5	9	7	5	5	2	0	0	0	0	0	0	0	35	
Female	5	5	9	5	9	9	6	0	0	0	0	0	0	0	48	
Total	7	10	18	12	14	14	8	0	0	0	0	0	0	0	83	

Enrolment By Grade
For 265



* Data from the 2007-2008 AGR(Enrolment/Age as of the last day in Sept./Dec.)

** Newfoundland Statistics Classification System

*** May include itinerant teachers

District 4 - Eastern

#268 - Harbour Grace Primary, Harbour Grace

Classification: Rural Community/Avalon Region**
Offers Distance Education: No

Grades: K-5 Number of Grades: 6

[School FTE PTR : 11.9](#)
[District FTE PTR : 13.5](#)
[Provincial FTE PTR : 12.7](#)

[FTE Teachers](#) *** : 13.0

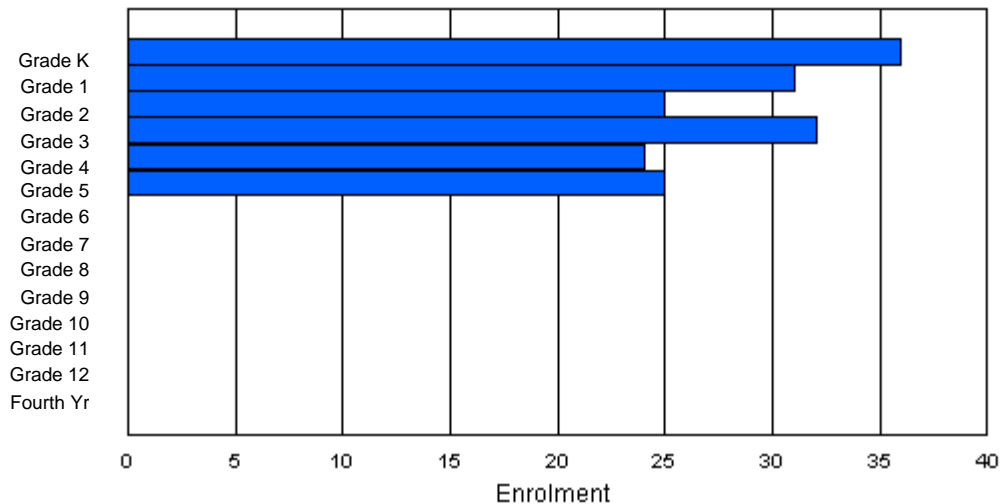
Enrolment By Age and Gender

Gender	Age																	Total
	5	6	7	8	9	10	11	12	13	14	15	16	17	18	19	20>		
Male	19	13	14	15	15	12	0	0	0	0	0	0	0	0	0	0	88	
Female	17	18	11	17	9	13	0	0	0	0	0	0	0	0	0	0	85	
Total	36	31	25	32	24	25	0	0	0	0	0	0	0	0	0	0	173	

Enrolment By Grade and Gender

Gender	Grade															Total
	K	1	2	3	4	5	6	7	8	9	10	11	12	4th		
Male	19	13	14	15	15	12	0	0	0	0	0	0	0	0	88	
Female	17	18	11	17	9	13	0	0	0	0	0	0	0	0	85	
Total	36	31	25	32	24	25	0	0	0	0	0	0	0	0	173	

Enrolment By Grade
For 268



* Data from the 2007-2008 AGR(Enrolment/Age as of the last day in Sept./Dec.)

** Newfoundland Statistics Classification System

*** May include itinerant teachers

District 4 - Eastern

#269 - St. Francis School, Harbour Grace

Classification: Rural Community/Avalon Region**
Offers Distance Education: No

Grades: 6-9

Number of Grades: 4

[School FTE PTR : 14.5](#)

[District FTE PTR : 13.5](#)

[Provincial FTE PTR : 12.7](#)

[FTE Teachers](#) *** : 25.0

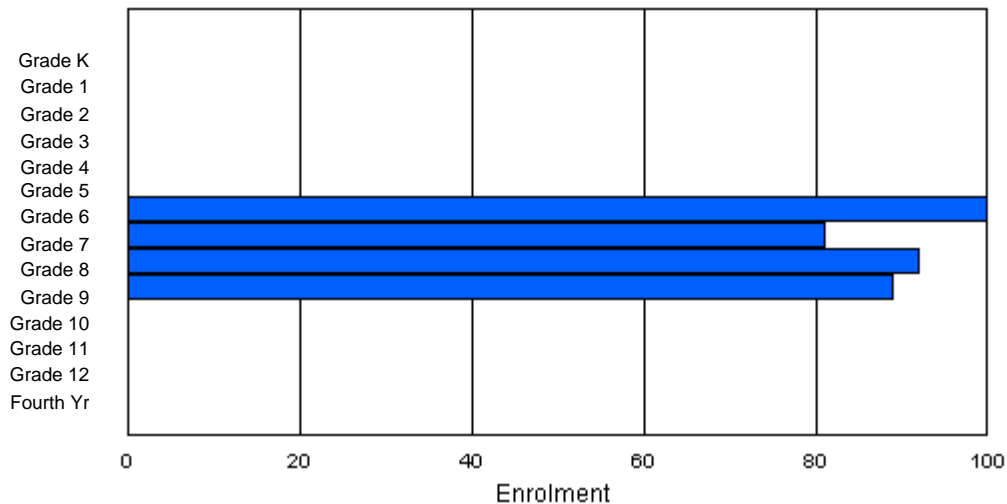
Enrolment By Age and Gender

Gender	Age																Total
	5	6	7	8	9	10	11	12	13	14	15	16	17	18	19	20>	
Male	0	0	0	0	0	0	48	45	40	51	1	1	0	0	0	0	186
Female	0	0	0	0	0	0	47	40	48	38	2	1	0	0	0	0	176
Total	0	0	0	0	0	0	95	85	88	89	3	2	0	0	0	0	362

Enrolment By Grade and Gender

Gender	Grade														Total
	K	1	2	3	4	5	6	7	8	9	10	11	12	4th	
Male	0	0	0	0	0	0	52	42	43	49	0	0	0	0	186
Female	0	0	0	0	0	0	48	39	49	40	0	0	0	0	176
Total	0	0	0	0	0	0	100	81	92	89	0	0	0	0	362

Enrolment By Grade
For 269



* Data from the 2007-2008 AGR(Enrolment/Age as of the last day in Sept./Dec.)

** Newfoundland Statistics Classification System

*** May include itinerant teachers

District 4 - Eastern

#272 - Holy Cross Elementary, Holyrood

Classification: Rural Community/Avalon Region**
Offers Distance Education: No

Grades: K-6

Number of Grades: 7

[School FTE PTR : 12.2](#)

[District FTE PTR : 13.5](#)

[Provincial FTE PTR : 12.7](#)

[FTE Teachers](#) *** : 13.2

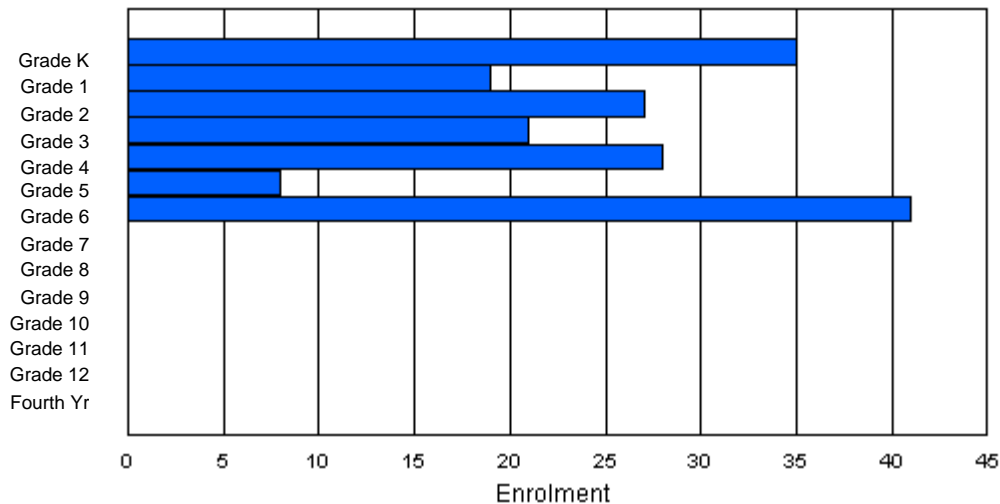
Enrolment By Age and Gender

Gender	Age																Total
	5	6	7	8	9	10	11	12	13	14	15	16	17	18	19	20>	
Male	15	11	15	9	14	1	23	0	0	0	0	0	0	0	0	0	88
Female	20	8	12	12	14	7	18	0	0	0	0	0	0	0	0	0	91
Total	35	19	27	21	28	8	41	0	0	0	0	0	0	0	0	0	179

Enrolment By Grade and Gender

Gender	Grade														Total
	K	1	2	3	4	5	6	7	8	9	10	11	12	4th	
Male	15	11	15	9	14	1	23	0	0	0	0	0	0	0	88
Female	20	8	12	12	14	7	18	0	0	0	0	0	0	0	91
Total	35	19	27	21	28	8	41	0	0	0	0	0	0	0	179

Enrolment By Grade
For 272



* Data from the 2007-2008 AGR(Enrolment/Age as of the last day in Sept./Dec.)

** Newfoundland Statistics Classification System

*** May include itinerant teachers

District 4 - Eastern

#274 - St. Catherine's Academy, Mount Carmel

Classification: Rural Community/Avalon Region**
Offers Distance Education: Yes

Grades: K-12 Number of Grades: 13

[School FTE PTR : 9.3](#)
[District FTE PTR : 13.5](#)
[Provincial FTE PTR : 12.7](#)

[FTE Teachers](#) *** : 18.0

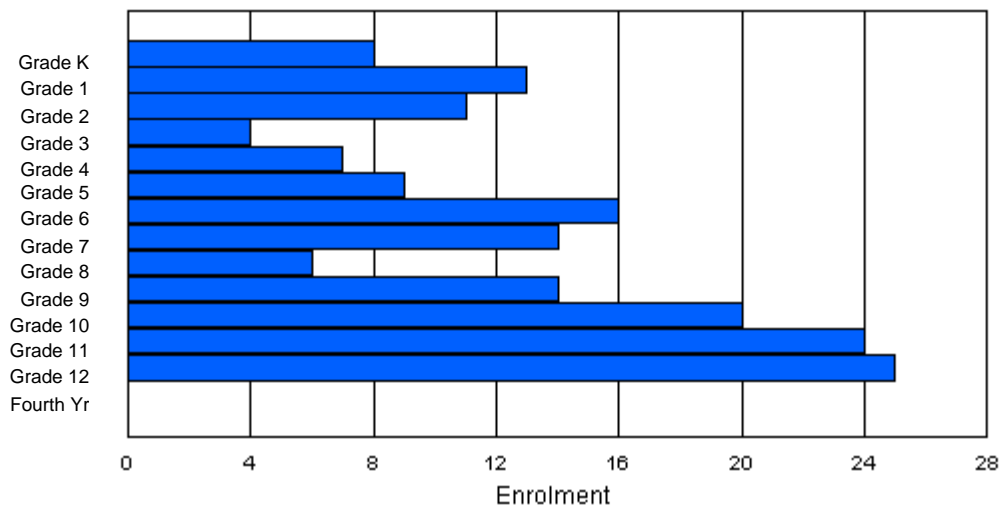
Enrolment By Age and Gender

Gender	Age																	Total
	5	6	7	8	9	10	11	12	13	14	15	16	17	18	19	20>		
Male	4	7	6	3	4	3	13	6	4	6	8	17	10	0	0	0	91	
Female	4	6	4	2	3	6	3	7	3	8	10	5	18	1	0	0	80	
Total	8	13	10	5	7	9	16	13	7	14	18	22	28	1	0	0	171	

Enrolment By Grade and Gender

Gender	Grade															Total
	K	1	2	3	4	5	6	7	8	9	10	11	12	4th		
Male	4	7	7	2	4	3	13	7	3	6	9	18	8	0	91	
Female	4	6	4	2	3	6	3	7	3	8	11	6	17	0	80	
Total	8	13	11	4	7	9	16	14	6	14	20	24	25	0	171	

Enrolment By Grade
For 274



* Data from the 2007-2008 AGR(Enrolment/Age as of the last day in Sept./Dec.)

** Newfoundland Statistics Classification System

*** May include itinerant teachers

District 4 - Eastern

#278 - All Hallows Elementary, North River

Classification: Rural Community/Avalon Region**
Offers Distance Education: No

Grades: K-6

Number of Grades: 7

[School FTE PTR : 14.9](#)

[District FTE PTR : 13.5](#)

[Provincial FTE PTR : 12.7](#)

[FTE Teachers](#) *** : 27.0

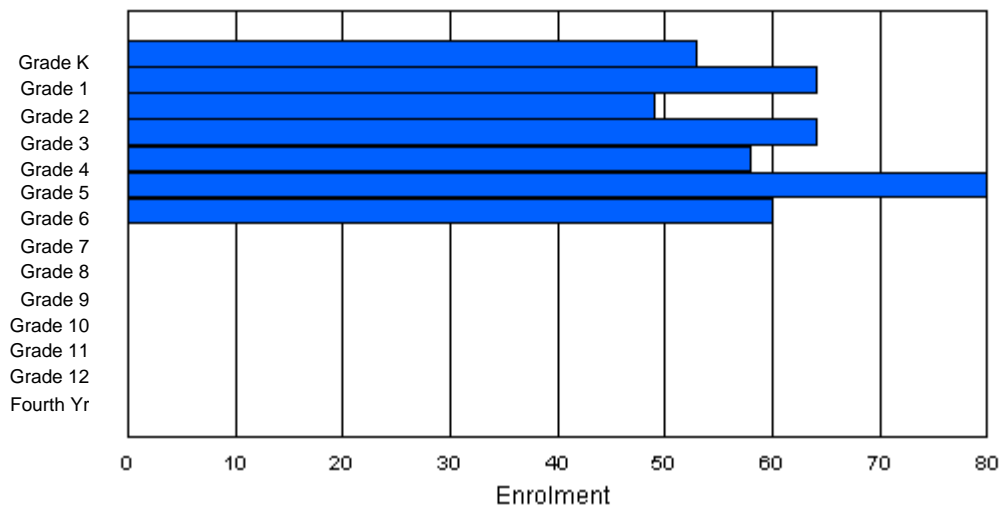
Enrolment By Age and Gender

Gender	Age																Total
	5	6	7	8	9	10	11	12	13	14	15	16	17	18	19	20>	
Male	24	35	30	31	37	35	32	0	0	0	0	0	0	0	0	0	224
Female	29	29	19	33	21	45	28	0	0	0	0	0	0	0	0	0	204
Total	53	64	49	64	58	80	60	0	0	0	0	0	0	0	0	0	428

Enrolment By Grade and Gender

Gender	Grade														Total
	K	1	2	3	4	5	6	7	8	9	10	11	12	4th	
Male	24	35	30	31	37	35	32	0	0	0	0	0	0	0	224
Female	29	29	19	33	21	45	28	0	0	0	0	0	0	0	204
Total	53	64	49	64	58	80	60	0	0	0	0	0	0	0	428

Enrolment By Grade
For 278



* Data from the 2007-2008 AGR(Enrolment/Age as of the last day in Sept./Dec.)

** Newfoundland Statistics Classification System

*** May include itinerant teachers

District 4 - Eastern

#280 - Laval High School, Placentia

Classification: Rural Community/Avalon Region**
Offers Distance Education: No

Grades: 9-12

Number of Grades: 4

[School FTE PTR : 12.6](#)

[District FTE PTR : 13.5](#)

[Provincial FTE PTR : 12.7](#)

[FTE Teachers](#) *** : 17.5

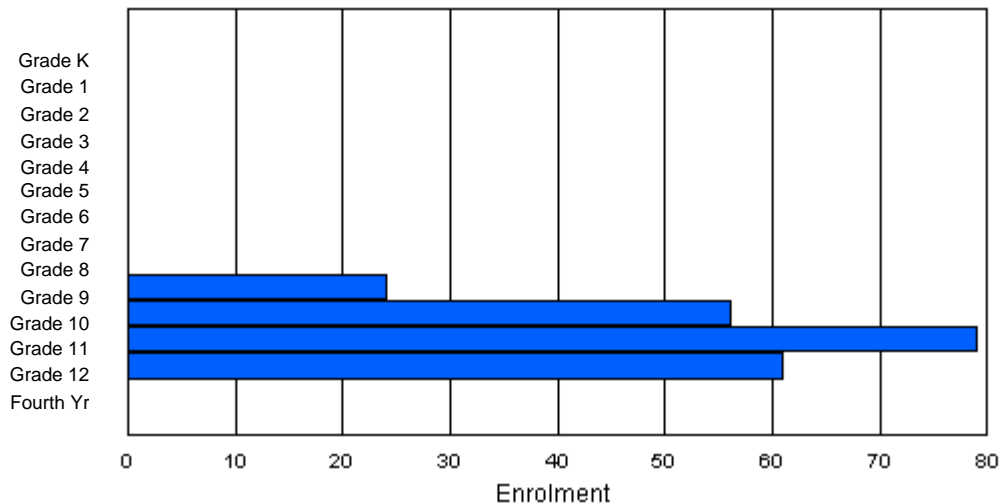
Enrolment By Age and Gender

Gender	Age																	Total
	5	6	7	8	9	10	11	12	13	14	15	16	17	18	19	20>		
Male	0	0	0	0	0	0	0	0	0	10	29	37	29	2	0	0	107	
Female	0	0	0	0	0	0	0	0	0	13	25	43	30	2	0	0	113	
Total	0	0	0	0	0	0	0	0	0	23	54	80	59	4	0	0	220	

Enrolment By Grade and Gender

Gender	Grade															Total
	K	1	2	3	4	5	6	7	8	9	10	11	12	4th		
Male	0	0	0	0	0	0	0	0	0	11	30	36	30	0	107	
Female	0	0	0	0	0	0	0	0	0	13	26	43	31	0	113	
Total	0	0	0	0	0	0	0	0	0	24	56	79	61	0	220	

Enrolment By Grade
For 280



* Data from the 2007-2008 AGR(Enrolment/Age as of the last day in Sept./Dec.)

** Newfoundland Statistics Classification System

*** May include itinerant teachers

District 4 - Eastern

#281 - St. Edward's Elementary, Placentia

Classification: Rural Community/Avalon Region**
Offers Distance Education: No

Grades: K-8

Number of Grades: 9

[School FTE PTR : 11.9](#)

[District FTE PTR : 13.5](#)

[Provincial FTE PTR : 12.7](#)

[FTE Teachers](#) *** : 16.5

Enrolment By Age and Gender

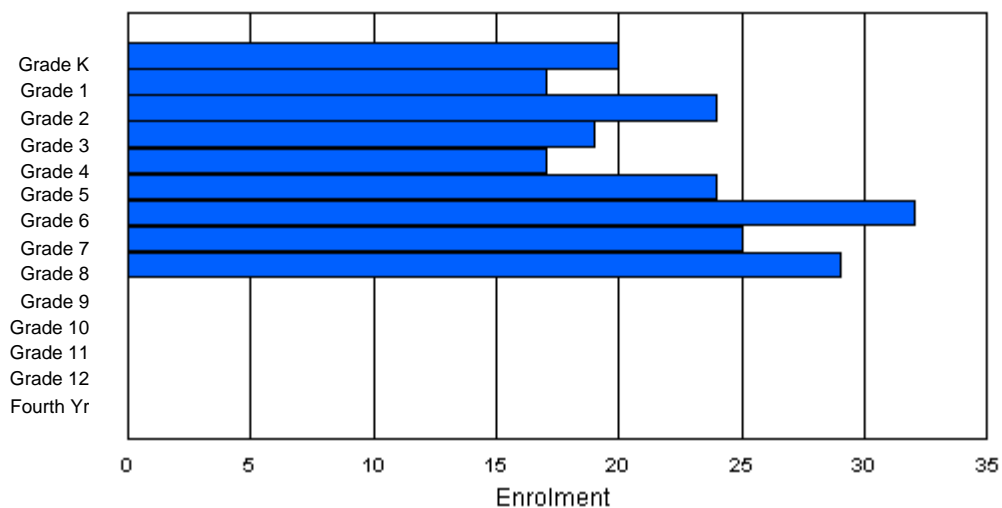
Gender	Age																	Total
	5	6	7	8	9	10	11	12	13	14	15	16	17	18	19	20>		
Male	14	7	11	11	7	16	11	15	18	3	0	0	0	0	0	0	113	
Female	5	11	13	8	10	8	18	11	8	2	0	0	0	0	0	0	94	
Total	19	18	24	19	17	24	29	26	26	5	0	0	0	0	0	0	207	

Enrolment By Grade and Gender

Gender	Grade															Total
	K	1	2	3	4	5	6	7	8	9	10	11	12	4th		
Male	15	6	11	11	7	16	12	16	19	0	0	0	0	0	113	
Female	5	11	13	8	10	8	20	9	10	0	0	0	0	0	94	
Total	20	17	24	19	17	24	32	25	29	0	0	0	0	0	207	

Enrolment By Grade

For 281



* Data from the 2007-2008 AGR(Enrolment/Age as of the last day in Sept./Dec.)

** Newfoundland Statistics Classification System

*** May include itinerant teachers

District 4 - Eastern

#285 - Holy Redeemer Elementary, Spaniard's Bay

Classification: Rural Community/Avalon Region**
Offers Distance Education: No

Grades: K-9 Number of Grades: 10

[School FTE PTR : 12.4](#)
[District FTE PTR : 13.5](#)
[Provincial FTE PTR : 12.7](#)

[FTE Teachers](#) *** : 24.5

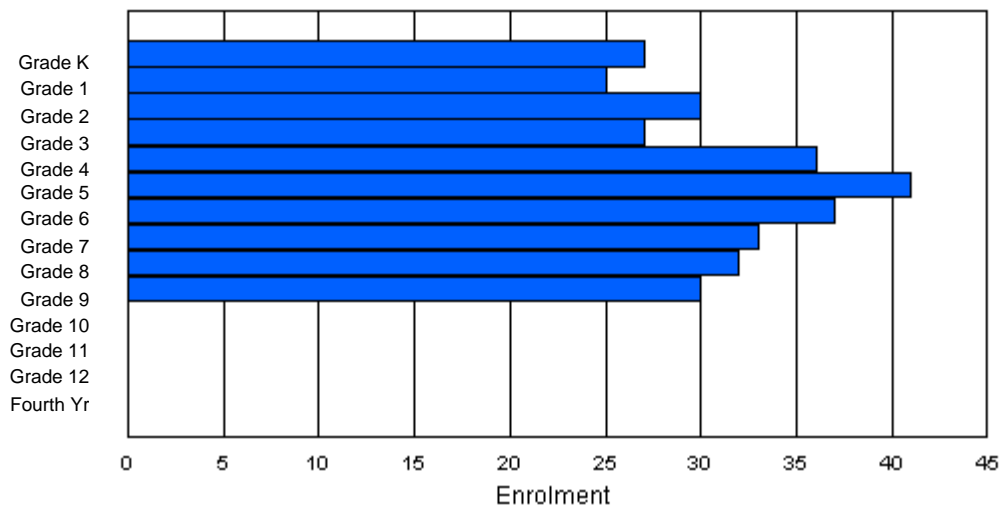
Enrolment By Age and Gender

Gender	Age																Total
	5	6	7	8	9	10	11	12	13	14	15	16	17	18	19	20>	
Male	13	13	16	16	21	22	21	19	13	14	2	0	0	0	0	0	170
Female	14	12	13	12	14	20	16	14	19	14	0	0	0	0	0	0	148
Total	27	25	29	28	35	42	37	33	32	28	2	0	0	0	0	318	

Enrolment By Grade and Gender

Gender	Grade														Total
	K	1	2	3	4	5	6	7	8	9	10	11	12	4th	
Male	13	13	17	15	21	22	21	19	13	16	0	0	0	0	170
Female	14	12	13	12	15	19	16	14	19	14	0	0	0	0	148
Total	27	25	30	27	36	41	37	33	32	30	0	0	0	0	318

Enrolment By Grade
For 285



* Data from the 2007-2008 AGR(Enrolment/Age as of the last day in Sept./Dec.)

** Newfoundland Statistics Classification System

*** May include itinerant teachers

District 4 - Eastern

#286 - Fatima Academy, St. Bride's

Classification: Rural Community/Avalon Region**
Offers Distance Education: Yes

Grades: K-12

Number of Grades: 13

[School FTE PTR : 8.3](#)

[District FTE PTR : 13.5](#)

[Provincial FTE PTR : 12.7](#)

[FTE Teachers](#) *** : 14.0

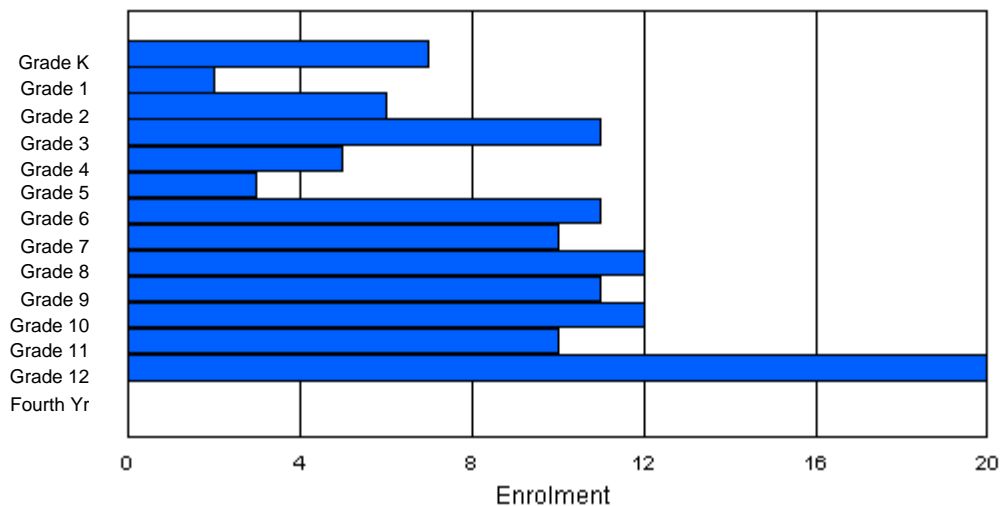
Enrolment By Age and Gender

Gender	Age																	Total
	5	6	7	8	9	10	11	12	13	14	15	16	17	18	19	20>		
Male	1	2	3	7	3	2	4	5	7	8	6	5	10	0	0	0	63	
Female	6	0	3	4	2	1	7	5	4	4	6	5	10	0	0	0	57	
Total	7	2	6	11	5	3	11	10	11	12	12	10	20	0	0	0	120	

Enrolment By Grade and Gender

Gender	K	Grade													4th	Total
		1	2	3	4	5	6	7	8	9	10	11	12			
Male	1	2	3	7	3	2	4	5	7	8	6	5	10	0	63	
Female	6	0	3	4	2	1	7	5	5	3	6	5	10	0	57	
Total	7	2	6	11	5	3	11	10	12	11	12	10	20	0	120	

Enrolment By Grade
For 286



* Data from the 2007-2008 AGR(Enrolment/Age as of the last day in Sept./Dec.)

** Newfoundland Statistics Classification System

*** May include itinerant teachers

District 4 - Eastern

#287 - Dunne Memorial Academy, St. Mary's

Classification: Rural Community/Avalon Region**
Offers Distance Education: Yes

Grades: K-12

Number of Grades: 13

[School FTE PTR : 8.7](#)

[District FTE PTR : 13.5](#)

[Provincial FTE PTR : 12.7](#)

[FTE Teachers](#) *** : 18.0

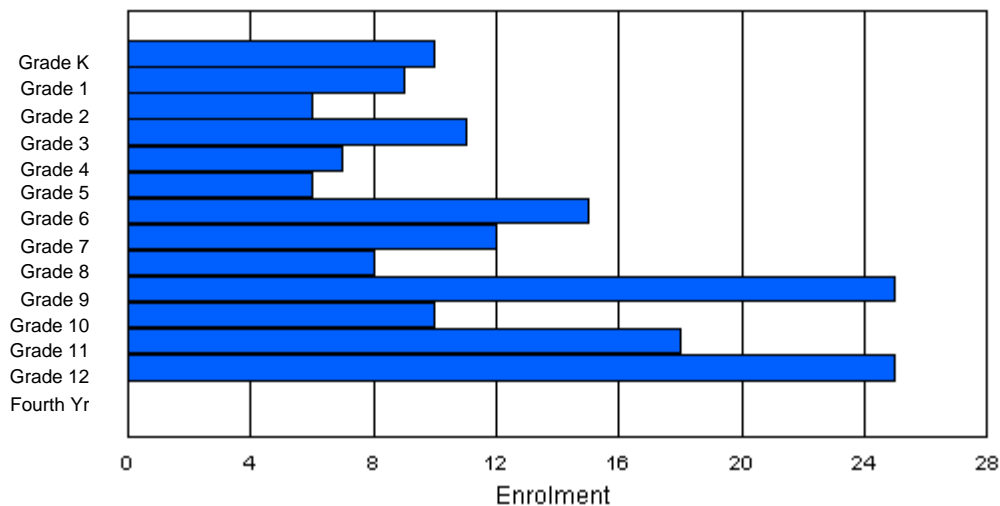
Enrolment By Age and Gender

Gender	Age																	Total
	5	6	7	8	9	10	11	12	13	14	15	16	17	18	19	20>		
Male	6	9	1	7	5	3	11	6	5	9	8	11	15	0	0	0	96	
Female	4	0	5	3	2	3	3	7	4	16	3	5	11	0	0	0	66	
Total	10	9	6	10	7	6	14	13	9	25	11	16	26	0	0	0	162	

Enrolment By Grade and Gender

Gender	K	Grade													4th	Total
		1	2	3	4	5	6	7	8	9	10	11	12			
Male	6	9	1	8	5	3	12	5	4	9	8	12	14	0	96	
Female	4	0	5	3	2	3	3	7	4	16	2	6	11	0	66	
Total	10	9	6	11	7	6	15	12	8	25	10	18	25	0	162	

Enrolment By Grade
For 287



* Data from the 2007-2008 AGR(Enrolment/Age as of the last day in Sept./Dec.)

** Newfoundland Statistics Classification System

*** May include itinerant teachers

District 4 - Eastern

#289 - St. Peter's Elementary, Upper Island Cove

Classification: Rural Community/Avalon Region**
Offers Distance Education: No

Grades: K-9 Number of Grades: 10

[School FTE PTR : 13.6](#)
[District FTE PTR : 13.5](#)
[Provincial FTE PTR : 12.7](#)

[FTE Teachers](#) *** : 16.5

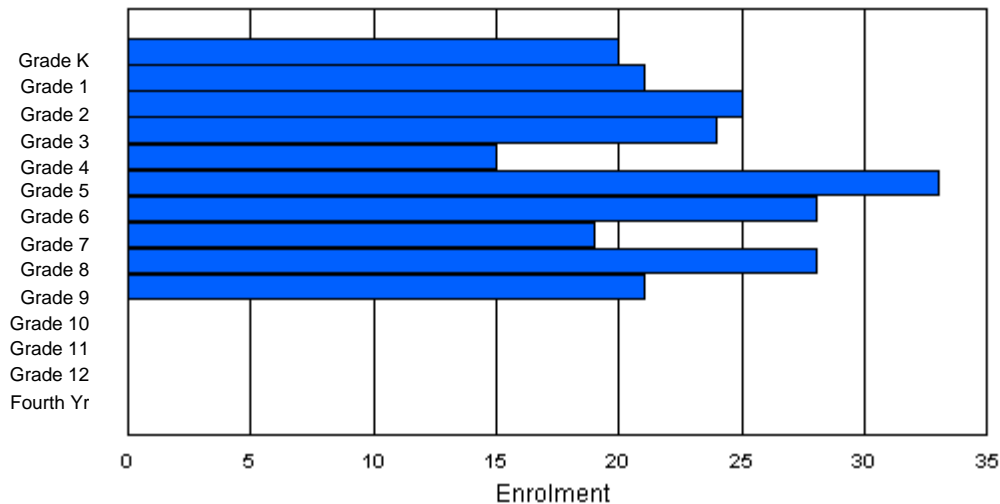
Enrolment By Age and Gender

Gender	Age																Total
	5	6	7	8	9	10	11	12	13	14	15	16	17	18	19	20>	
Male	7	14	14	9	8	16	14	14	13	9	3	0	0	0	0	0	121
Female	13	7	11	15	6	15	13	7	15	11	0	0	0	0	0	0	113
Total	20	21	25	24	14	31	27	21	28	20	3	0	0	0	0	0	234

Enrolment By Grade and Gender

Gender	Grade														Total
	K	1	2	3	4	5	6	7	8	9	10	11	12	4th	
Male	7	14	14	9	10	16	15	11	14	11	0	0	0	0	121
Female	13	7	11	15	5	17	13	8	14	10	0	0	0	0	113
Total	20	21	25	24	15	33	28	19	28	21	0	0	0	0	234

Enrolment By Grade
For 289



* Data from the 2007-2008 AGR(Enrolment/Age as of the last day in Sept./Dec.)

** Newfoundland Statistics Classification System

*** May include itinerant teachers

District 4 - Eastern

#291 - Perlwin Elementary, Winterton

Classification: Rural Community/Avalon Region**
Offers Distance Education: No

Grades: K-9

Number of Grades: 10

[School FTE PTR : 9.9](#)

[District FTE PTR : 13.5](#)

[Provincial FTE PTR : 12.7](#)

[FTE Teachers](#) *** : 11.5

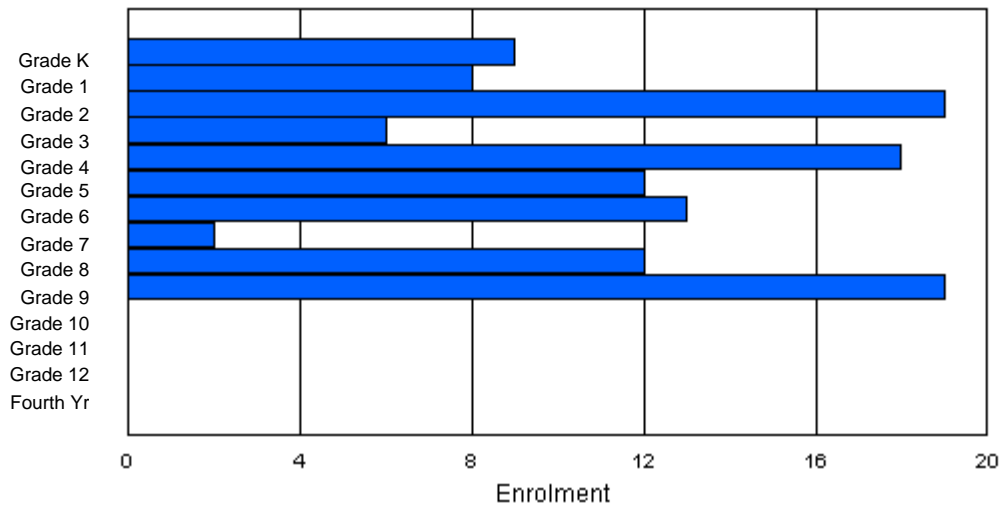
Enrolment By Age and Gender

Gender	Age																Total
	5	6	7	8	9	10	11	12	13	14	15	16	17	18	19	20>	
Male	4	3	14	2	12	4	5	2	7	12	1	0	0	0	0	0	66
Female	5	5	5	4	6	8	5	3	4	6	1	0	0	0	0	0	52
Total	9	8	19	6	18	12	10	5	11	18	2	0	0	0	0	0	118

Enrolment By Grade and Gender

Gender	Grade														Total
	K	1	2	3	4	5	6	7	8	9	10	11	12	4th	
Male	4	3	14	2	12	4	7	0	8	12	0	0	0	0	66
Female	5	5	5	4	6	8	6	2	4	7	0	0	0	0	52
Total	9	8	19	6	18	12	13	2	12	19	0	0	0	0	118

Enrolment By Grade
For 291



* Data from the 2007-2008 AGR(Enrolment/Age as of the last day in Sept./Dec.)

** Newfoundland Statistics Classification System

*** May include itinerant teachers

District 4 - Eastern

#294 - St. Augustine's Elementary, Bell Island

Classification: Rural Community/Avalon Region**
Offers Distance Education: No

Grades: K-6 Number of Grades: 7

[School FTE PTR : 9.7](#)
[District FTE PTR : 13.5](#)
[Provincial FTE PTR : 12.7](#)

[FTE Teachers](#) *** : 16.0

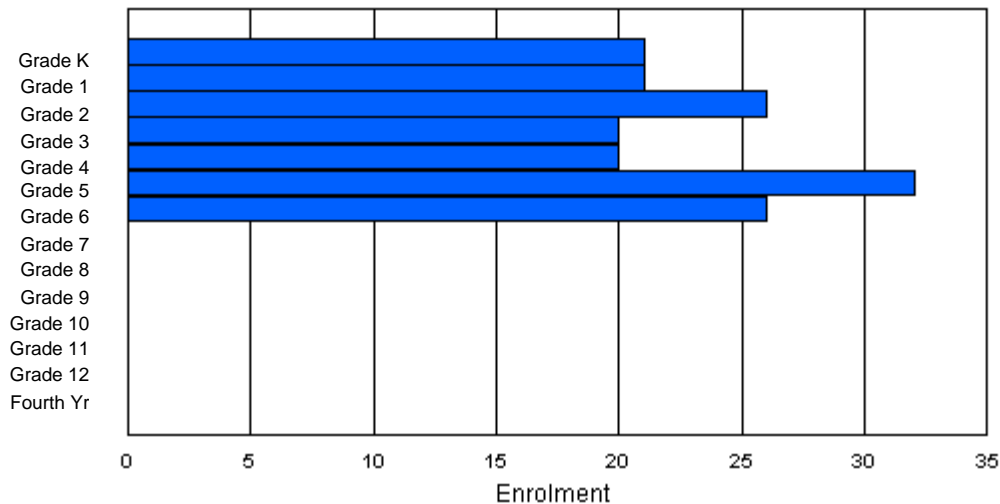
Enrolment By Age and Gender

Gender	Age																Total
	5	6	7	8	9	10	11	12	13	14	15	16	17	18	19	20>	
Male	10	10	13	6	9	17	14	1	0	0	0	0	0	0	0	0	80
Female	11	11	12	13	11	17	11	0	0	0	0	0	0	0	0	0	86
Total	21	21	25	19	20	34	25	1	0	0	0	0	0	0	0	0	166

Enrolment By Grade and Gender

Gender	Grade														Total
	K	1	2	3	4	5	6	7	8	9	10	11	12	4th	
Male	10	10	14	6	9	16	15	0	0	0	0	0	0	0	80
Female	11	11	12	14	11	16	11	0	0	0	0	0	0	0	86
Total	21	21	26	20	20	32	26	0	0	0	0	0	0	0	166

Enrolment By Grade
For 294



* Data from the 2007-2008 AGR(Enrolment/Age as of the last day in Sept./Dec.)

** Newfoundland Statistics Classification System

*** May include itinerant teachers

District 4 - Eastern

#296 - St. Michael's High, Bell Island

Classification: Rural Community/Avalon Region**
Offers Distance Education: No

Grades: 7-12

Number of Grades: 6

[School FTE PTR : 12.1](#)

[District FTE PTR : 13.5](#)

[Provincial FTE PTR : 12.7](#)

[FTE Teachers](#) *** : 20.0

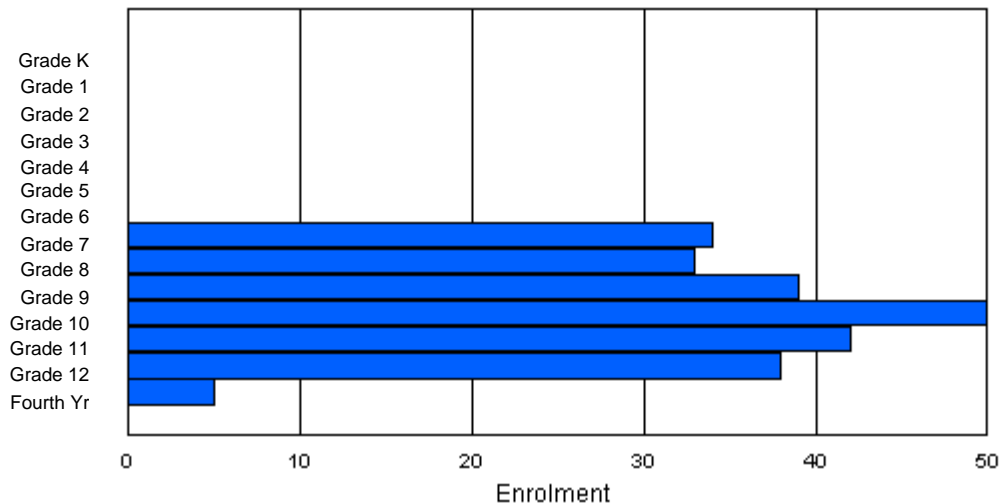
Enrolment By Age and Gender

Gender	Age																	Total
	5	6	7	8	9	10	11	12	13	14	15	16	17	18	19	20>		
Male	0	0	0	0	0	0	0	15	16	18	25	18	17	6	0	0	115	
Female	0	0	0	0	0	0	1	19	10	16	23	19	30	6	2	0	126	
Total	0	0	0	0	0	0	1	34	26	34	48	37	47	12	2	0	241	

Enrolment By Grade and Gender

Gender	Grade															Total
	K	1	2	3	4	5	6	7	8	9	10	11	12	4th		
Male	0	0	0	0	0	0	0	15	21	20	26	16	15	2	115	
Female	0	0	0	0	0	0	0	19	12	19	24	26	23	3	126	
Total	0	0	0	0	0	0	0	34	33	39	50	42	38	5	241	

Enrolment By Grade
For 296



* Data from the 2007-2008 AGR(Enrolment/Age as of the last day in Sept./Dec.)

** Newfoundland Statistics Classification System

*** May include itinerant teachers

District 4 - Eastern

#300 - Frank Roberts Junior High, Conception Bay South (Foxtrap)

Classification: Urban Community/Avalon Region**
Offers Distance Education: No

Grades: 7-9

Number of Grades: 3

[School FTE PTR : 16.9](#)

[District FTE PTR : 13.5](#)

[Provincial FTE PTR : 12.7](#)

[FTE Teachers](#) *** : 32.8

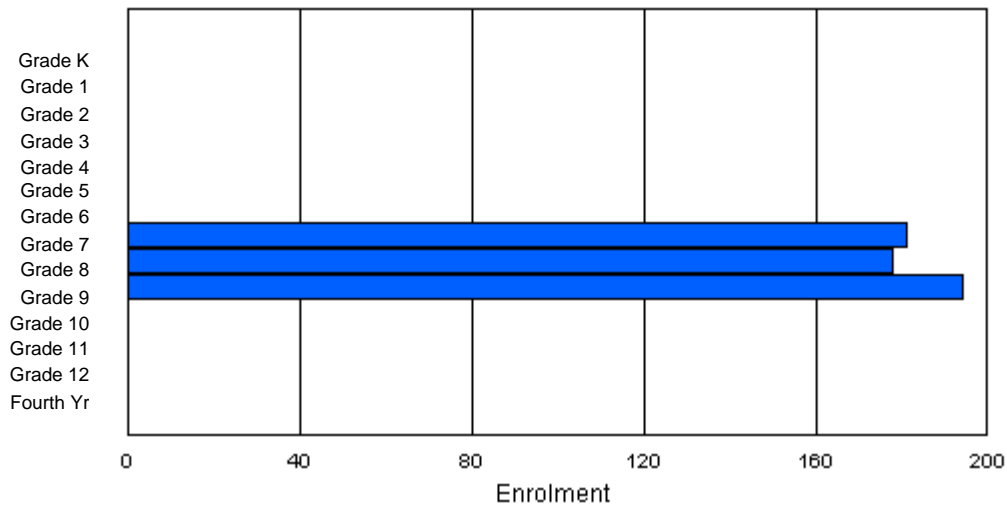
Enrolment By Age and Gender

Gender	Age																Total
	5	6	7	8	9	10	11	12	13	14	15	16	17	18	19	20>	
Male	0	0	0	0	0	0	0	85	83	90	18	0	0	0	0	0	276
Female	0	0	0	0	0	0	1	82	91	97	6	0	0	0	0	0	277
Total	0	0	0	0	0	0	1	167	174	187	24	0	0	0	0	0	553

Enrolment By Grade and Gender

Gender	Grade														Total
	K	1	2	3	4	5	6	7	8	9	10	11	12	4th	
Male	0	0	0	0	0	0	0	94	84	98	0	0	0	0	276
Female	0	0	0	0	0	0	0	87	94	96	0	0	0	0	277
Total	0	0	0	0	0	0	0	181	178	194	0	0	0	0	553

Enrolment By Grade
For 300



* Data from the 2007-2008 AGR(Enrolment/Age as of the last day in Sept./Dec.)

** Newfoundland Statistics Classification System

*** May include itinerant teachers

District 4 - Eastern

#302 - Queen Elizabeth Regional High, Conception Bay South (Foxtra)

Classification: Urban Community/Avalon Region**
Offers Distance Education: No

Grades: 10-12

Number of Grades: 3

[School FTE PTR : 16.6](#)

[District FTE PTR : 13.5](#)

[Provincial FTE PTR : 12.7](#)

[FTE Teachers](#) *** : 36.8

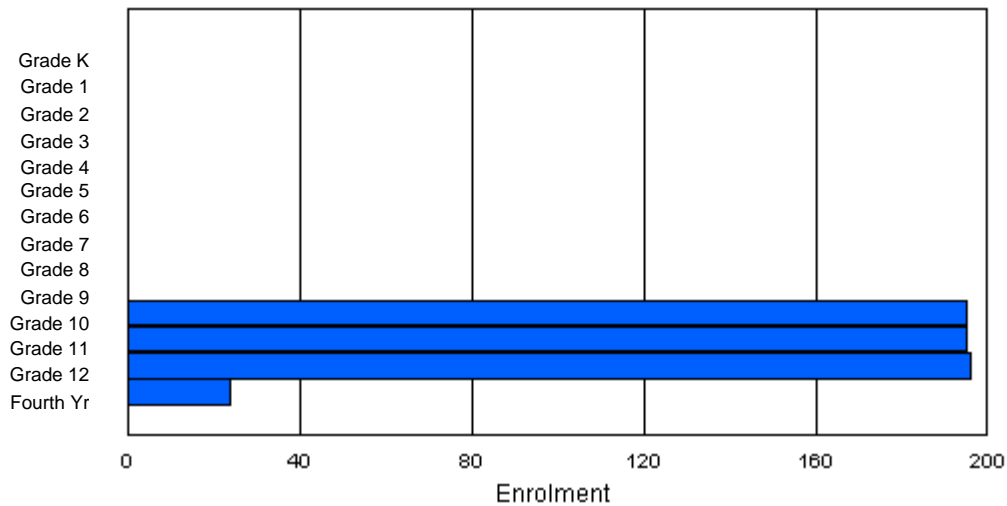
Enrolment By Age and Gender

Gender	Age																	Total
	5	6	7	8	9	10	11	12	13	14	15	16	17	18	19	20>		
Male	0	0	0	0	0	0	0	0	0	0	81	92	104	23	4	0	304	
Female	0	0	0	0	0	0	0	0	0	0	94	101	97	11	2	1	306	
Total	0	0	0	0	0	0	0	0	0	0	175	193	201	34	6	1	610	

Enrolment By Grade and Gender

Gender	Grade															Total
	K	1	2	3	4	5	6	7	8	9	10	11	12	4th		
Male	0	0	0	0	0	0	0	0	0	0	91	93	106	14	304	
Female	0	0	0	0	0	0	0	0	0	0	104	102	90	10	306	
Total	0	0	0	0	0	0	0	0	0	0	195	195	196	24	610	

Enrolment By Grade
For 302



* Data from the 2007-2008 AGR(Enrolment/Age as of the last day in Sept./Dec.)

** Newfoundland Statistics Classification System

*** May include itinerant teachers

District 4 - Eastern

#303 - St. Edward's Elementary, Conception Bay South (Kelligrews)

Classification: Urban Community/Avalon Region**
Offers Distance Education: No

Grades: K-6

Number of Grades: 7

[School FTE PTR : 14.5](#)

[District FTE PTR : 13.5](#)

[Provincial FTE PTR : 12.7](#)

[FTE Teachers](#) *** : 35.0

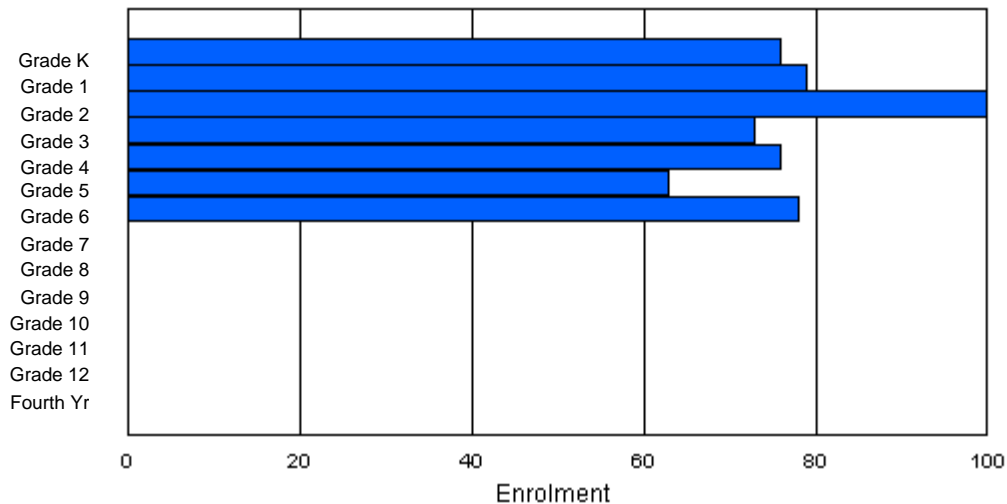
Enrolment By Age and Gender

Gender	Age																Total
	5	6	7	8	9	10	11	12	13	14	15	16	17	18	19	20>	
Male	28	43	60	35	31	26	40	0	0	0	0	0	0	0	0	0	263
Female	48	36	38	37	46	35	40	2	0	0	0	0	0	0	0	0	282
Total	76	79	98	72	77	61	80	2	0	0	0	0	0	0	0	0	545

Enrolment By Grade and Gender

Gender	Grade														Total
	K	1	2	3	4	5	6	7	8	9	10	11	12	4th	
Male	28	43	61	37	30	27	37	0	0	0	0	0	0	0	263
Female	48	36	39	36	46	36	41	0	0	0	0	0	0	0	282
Total	76	79	100	73	76	63	78	0	0	0	0	0	0	0	545

Enrolment By Grade
For 303



* Data from the 2007-2008 AGR(Enrolment/Age as of the last day in Sept./Dec.)

** Newfoundland Statistics Classification System

*** May include itinerant teachers

District 4 - Eastern

#304 - Holy Spirit High, Conception Bay South (Manuels)

Classification: Urban Community/Avalon Region**
Offers Distance Education: No

Grades: 9-12

Number of Grades: 4

[School FTE PTR : 16.2](#)

[District FTE PTR : 13.5](#)

[Provincial FTE PTR : 12.7](#)

[FTE Teachers](#) *** : 43.5

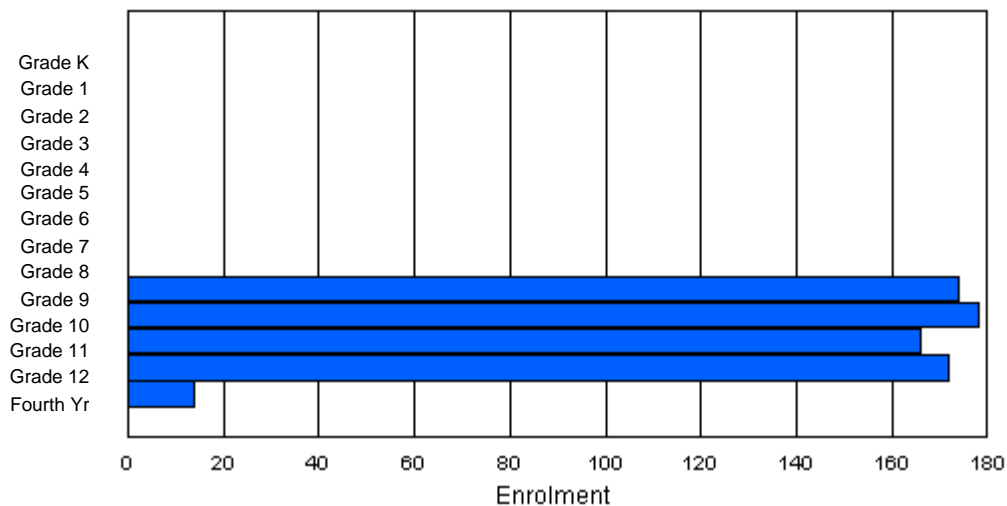
Enrolment By Age and Gender

Gender	Age																	Total
	5	6	7	8	9	10	11	12	13	14	15	16	17	18	19	20>		
Male	0	0	0	0	0	0	0	0	0	85	76	77	86	19	3	0	346	
Female	0	0	0	1	0	0	0	0	0	80	94	91	81	11	0	0	358	
Total	0	0	0	1	0	0	0	0	0	165	170	168	167	30	3	0	704	

Enrolment By Grade and Gender

Gender	Grade															Total
	K	1	2	3	4	5	6	7	8	9	10	11	12	4th		
Male	0	0	0	0	0	0	0	0	0	91	79	77	91	8	346	
Female	0	0	0	0	0	0	0	0	0	83	99	89	81	6	358	
Total	0	0	0	0	0	0	0	0	0	174	178	166	172	14	704	

Enrolment By Grade
For 304



* Data from the 2007-2008 AGR(Enrolment/Age as of the last day in Sept./Dec.)

** Newfoundland Statistics Classification System

*** May include itinerant teachers

District 4 - Eastern

#305 - Villanova Junior High, Conception Bay South (Manuels)

Classification: Urban Community/Avalon Region**
Offers Distance Education: No

Grades: 5-8

Number of Grades: 4

[School FTE PTR : 15.4](#)

[District FTE PTR : 13.5](#)

[Provincial FTE PTR : 12.7](#)

[FTE Teachers](#) *** : 37.0

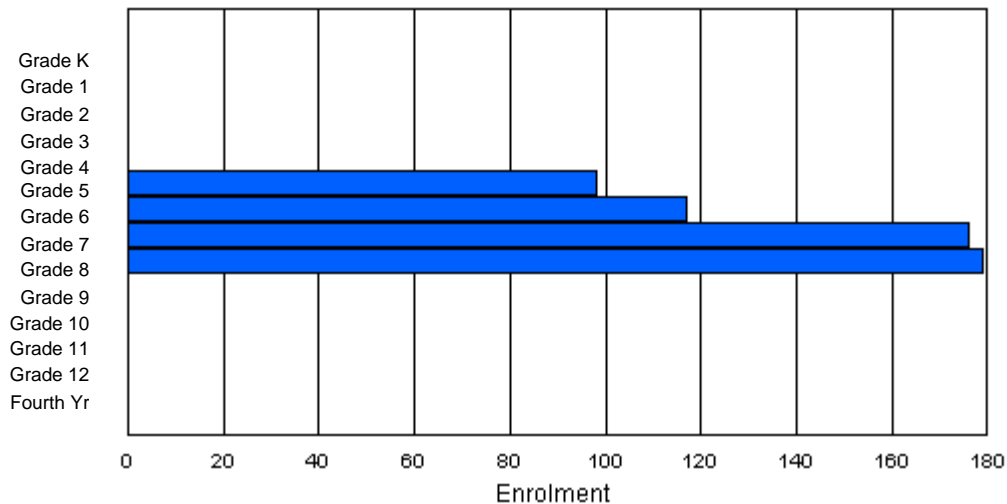
Enrolment By Age and Gender

Gender	Age																Total
	5	6	7	8	9	10	11	12	13	14	15	16	17	18	19	20>	
Male	0	0	0	0	1	43	54	96	106	4	1	0	0	0	0	0	305
Female	0	0	0	0	1	52	57	82	69	3	1	0	0	0	0	0	265
Total	0	0	0	0	2	95	111	178	175	7	2	0	0	0	0	0	570

Enrolment By Grade and Gender

Gender	Grade														Total
	K	1	2	3	4	5	6	7	8	9	10	11	12	4th	
Male	0	0	0	0	0	45	59	94	107	0	0	0	0	0	305
Female	0	0	0	0	0	53	58	82	72	0	0	0	0	0	265
Total	0	0	0	0	0	98	117	176	179	0	0	0	0	0	570

Enrolment By Grade
For 305



* Data from the 2007-2008 AGR(Enrolment/Age as of the last day in Sept./Dec.)

** Newfoundland Statistics Classification System

*** May include itinerant teachers

District 4 - Eastern

#306 - St. George's Elementary, Conception Bay South (Manuels)

Classification: Urban Community/Avalon Region**
Offers Distance Education: No

Grades: K-6

Number of Grades: 7

[School FTE PTR : 13.2](#)

[District FTE PTR : 13.5](#)

[Provincial FTE PTR : 12.7](#)

[FTE Teachers](#) *** : 21.8

Enrolment By Age and Gender

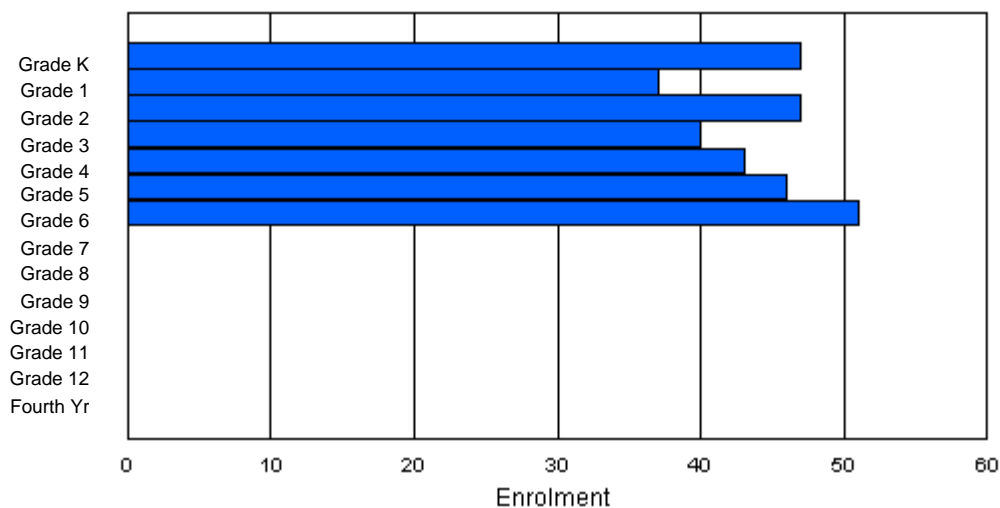
Gender	Age																	Total
	5	6	7	8	9	10	11	12	13	14	15	16	17	18	19	20>		
Male	21	16	24	16	21	24	25	2	0	0	0	0	1	0	0	0	150	
Female	25	21	22	22	23	20	28	0	0	0	0	0	0	0	0	0	161	
Total	46	37	46	38	44	44	53	2	0	0	0	0	1	0	0	0	311	

Enrolment By Grade and Gender

Gender	Grade															Total
	K	1	2	3	4	5	6	7	8	9	10	11	12	4th		
Male	21	16	25	18	21	25	24	0	0	0	0	0	0	0	150	
Female	26	21	22	22	22	21	27	0	0	0	0	0	0	0	161	
Total	47	37	47	40	43	46	51	0	0	0	0	0	0	0	311	

Enrolment By Grade

For 306



* Data from the 2007-2008 AGR(Enrolment/Age as of the last day in Sept./Dec.)

** Newfoundland Statistics Classification System

*** May include itinerant teachers

District 4 - Eastern

#307 - Mobile Central High, Mobile

Classification: Rural Community/Avalon Region**
Offers Distance Education: Yes

Grades: 7-12

Number of Grades: 6

[School FTE PTR : 12.1](#)

[District FTE PTR : 13.5](#)

[Provincial FTE PTR : 12.7](#)

[FTE Teachers](#) *** : 21.6

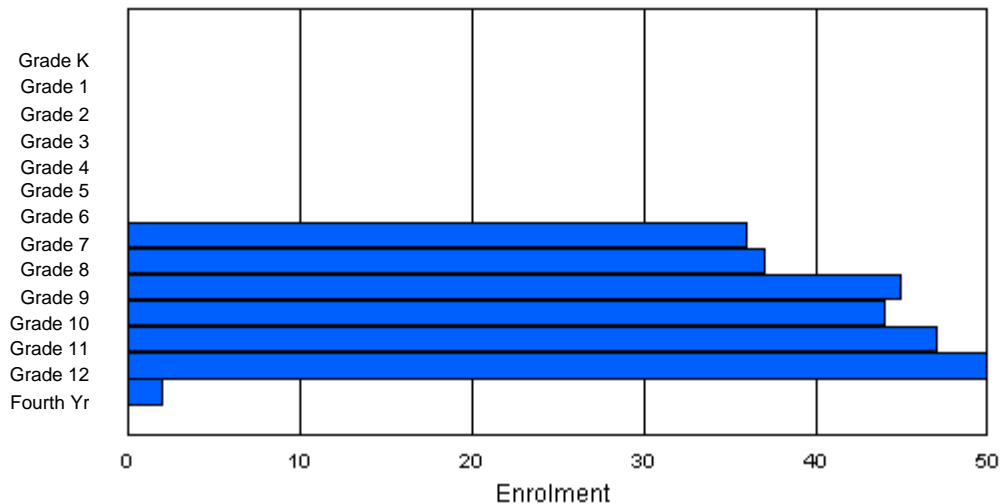
Enrolment By Age and Gender

Gender	Age																Total
	5	6	7	8	9	10	11	12	13	14	15	16	17	18	19	20>	
Male	0	0	0	0	0	0	0	15	25	24	20	22	22	9	2	0	139
Female	0	0	0	0	0	0	0	19	11	23	16	26	27	0	0	0	122
Total	0	0	0	0	0	0	0	34	36	47	36	48	49	9	2	0	261

Enrolment By Grade and Gender

Gender	Grade														Total
	K	1	2	3	4	5	6	7	8	9	10	11	12	4th	
Male	0	0	0	0	0	0	0	17	26	21	27	21	25	2	139
Female	0	0	0	0	0	0	0	19	11	24	17	26	25	0	122
Total	0	0	0	0	0	0	0	36	37	45	44	47	50	2	261

Enrolment By Grade
For 307



* Data from the 2007-2008 AGR(Enrolment/Age as of the last day in Sept./Dec.)

** Newfoundland Statistics Classification System

*** May include itinerant teachers

District 4 - Eastern

#308 - Mary Queen of the World Elementary, Mount Pearl

Classification: Urban Community/Avalon Region**
Offers Distance Education: No

Grades: K-6

Number of Grades: 7

[School FTE PTR : 14.1](#)

[District FTE PTR : 13.5](#)

[Provincial FTE PTR : 12.7](#)

[FTE Teachers](#) *** : 28.0

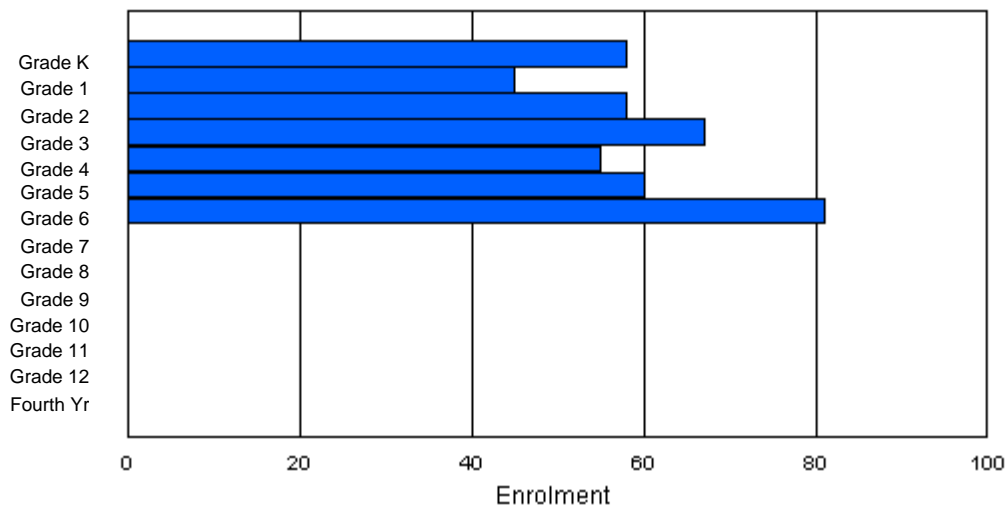
Enrolment By Age and Gender

Gender	Age																Total
	5	6	7	8	9	10	11	12	13	14	15	16	17	18	19	20>	
Male	28	20	33	32	24	25	52	6	0	0	0	0	0	0	0	0	220
Female	30	24	24	33	26	35	29	3	0	0	0	0	0	0	0	0	204
Total	58	44	57	65	50	60	81	9	0	0	0	0	0	0	0	0	424

Enrolment By Grade and Gender

Gender	Grade														Total
	K	1	2	3	4	5	6	7	8	9	10	11	12	4th	
Male	28	21	32	33	26	31	49	0	0	0	0	0	0	0	220
Female	30	24	26	34	29	29	32	0	0	0	0	0	0	0	204
Total	58	45	58	67	55	60	81	0	0	0	0	0	0	0	424

Enrolment By Grade
For 308



* Data from the 2007-2008 AGR(Enrolment/Age as of the last day in Sept./Dec.)

** Newfoundland Statistics Classification System

*** May include itinerant teachers

District 4 - Eastern

#309 - Morris Academy, Mount Pearl

Classification: Urban Community/Avalon Region**
Offers Distance Education: No

Grades: K-4

Number of Grades: 5

[School FTE PTR : 13.4](#)

[District FTE PTR : 13.5](#)

[Provincial FTE PTR : 12.7](#)

[FTE Teachers](#) *** : 20.9

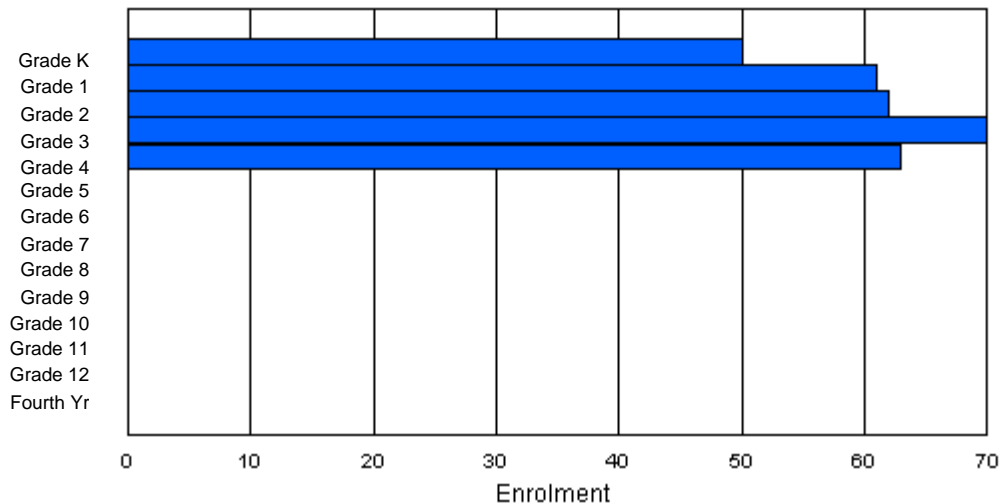
Enrolment By Age and Gender

Gender	Age																Total
	5	6	7	8	9	10	11	12	13	14	15	16	17	18	19	20>	
Male	18	37	40	33	35	1	0	0	0	0	0	0	0	0	0	0	164
Female	29	23	26	34	30	0	0	0	0	0	0	0	0	0	0	0	142
Total	47	60	66	67	65	1	0	0	0	0	0	0	0	0	0	0	306

Enrolment By Grade and Gender

Gender	Grade														Total
	K	1	2	3	4	5	6	7	8	9	10	11	12	4th	
Male	20	38	37	35	34	0	0	0	0	0	0	0	0	0	164
Female	30	23	25	35	29	0	0	0	0	0	0	0	0	0	142
Total	50	61	62	70	63	0	0	0	0	0	0	0	0	0	306

Enrolment By Grade
For 309



* Data from the 2007-2008 AGR(Enrolment/Age as of the last day in Sept./Dec.)

** Newfoundland Statistics Classification System

*** May include itinerant teachers

District 4 - Eastern

#310 - Mount Pearl Intermediate, Mount Pearl

Classification: Urban Community/Avalon Region**
Offers Distance Education: No

Grades: 5-9

Number of Grades: 5

[School FTE PTR : 16.3](#)

[District FTE PTR : 13.5](#)

[Provincial FTE PTR : 12.7](#)

[FTE Teachers](#) *** : 46.3

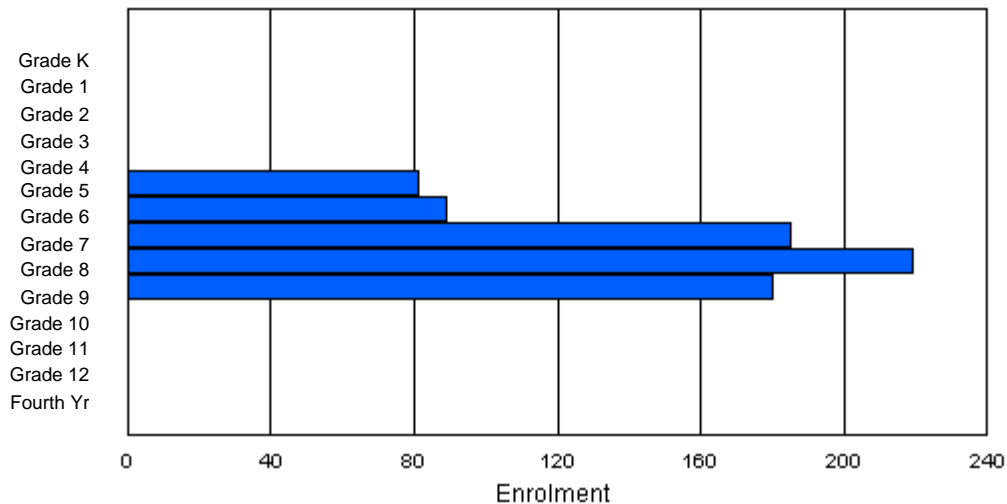
Enrolment By Age and Gender

Gender	Age																Total
	5	6	7	8	9	10	11	12	13	14	15	16	17	18	19	20>	
Male	0	0	0	0	0	40	38	89	108	85	15	0	0	0	0	0	375
Female	0	0	0	0	0	40	44	90	104	93	8	0	0	0	0	0	379
Total	0	0	0	0	0	80	82	179	212	178	23	0	0	0	0	0	754

Enrolment By Grade and Gender

Gender	Grade														Total
	K	1	2	3	4	5	6	7	8	9	10	11	12	4th	
Male	0	0	0	0	0	40	43	94	111	87	0	0	0	0	375
Female	0	0	0	0	0	41	46	91	108	93	0	0	0	0	379
Total	0	0	0	0	0	81	89	185	219	180	0	0	0	0	754

Enrolment By Grade
For 310



* Data from the 2007-2008 AGR(Enrolment/Age as of the last day in Sept./Dec.)

** Newfoundland Statistics Classification System

*** May include itinerant teachers

District 4 - Eastern

#311 - Mount Pearl Senior High, Mount Pearl

Classification: Urban Community/Avalon Region**
Offers Distance Education: No

Grades: 10-12

Number of Grades: 3

[School FTE PTR : 18.3](#)

[District FTE PTR : 13.5](#)

[Provincial FTE PTR : 12.7](#)

[FTE Teachers](#) *** : 38.3

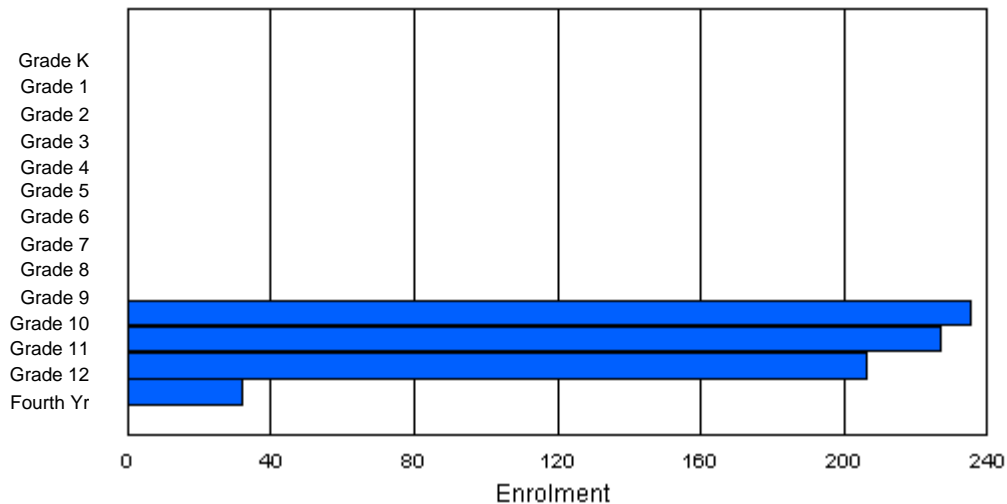
Enrolment By Age and Gender

Gender	Age																	Total
	5	6	7	8	9	10	11	12	13	14	15	16	17	18	19	20>		
Male	0	0	0	0	0	0	0	0	0	1	103	123	100	31	4	1	363	
Female	0	0	0	0	0	0	0	0	0	0	104	111	105	15	2	0	337	
Total	0	0	0	0	0	0	0	0	0	1	207	234	205	46	6	1	700	

Enrolment By Grade and Gender

Gender	Grade															Total
	K	1	2	3	4	5	6	7	8	9	10	11	12	4th		
Male	0	0	0	0	0	0	0	0	0	0	118	117	102	26	363	
Female	0	0	0	0	0	0	0	0	0	0	117	110	104	6	337	
Total	0	0	0	0	0	0	0	0	0	0	235	227	206	32	700	

Enrolment By Grade
For 311



* Data from the 2007-2008 AGR(Enrolment/Age as of the last day in Sept./Dec.)

** Newfoundland Statistics Classification System

*** May include itinerant teachers

District 4 - Eastern

#312 - Newtown Elementary, Mount Pearl

Classification: Urban Community/Avalon Region**
Offers Distance Education: No

Grades: K-6

Number of Grades: 7

[School FTE PTR : 15.0](#)

[District FTE PTR : 13.5](#)

[Provincial FTE PTR : 12.7](#)

[FTE Teachers](#) *** : 28.5

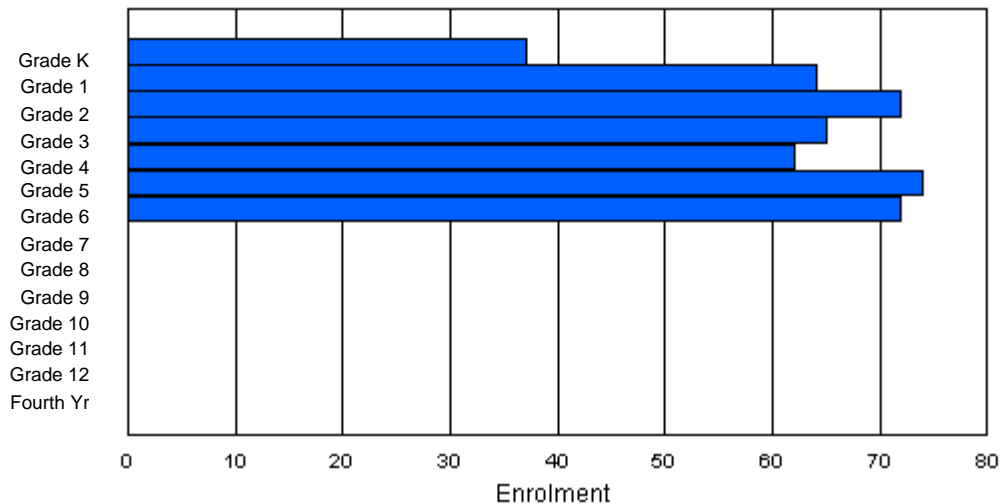
Enrolment By Age and Gender

Gender	Age																Total
	5	6	7	8	9	10	11	12	13	14	15	16	17	18	19	20>	
Male	20	39	35	35	28	41	32	1	0	0	0	0	0	0	0	0	231
Female	17	23	37	28	35	33	39	3	0	0	0	0	0	0	0	0	215
Total	37	62	72	63	63	74	71	4	0	0	0	0	0	0	0	0	446

Enrolment By Grade and Gender

Gender	Grade														Total
	K	1	2	3	4	5	6	7	8	9	10	11	12	4th	
Male	20	41	35	36	27	41	31	0	0	0	0	0	0	0	231
Female	17	23	37	29	35	33	41	0	0	0	0	0	0	0	215
Total	37	64	72	65	62	74	72	0	0	0	0	0	0	0	446

Enrolment By Grade
For 312



* Data from the 2007-2008 AGR(Enrolment/Age as of the last day in Sept./Dec.)

** Newfoundland Statistics Classification System

*** May include itinerant teachers

District 4 - Eastern

#313 - O'Donel High School, Mount Pearl

Classification: Urban Community/Avalon Region**
Offers Distance Education: No

Grades: 10-12

Number of Grades: 3

[School FTE PTR : 17.8](#)

[District FTE PTR : 13.5](#)

[Provincial FTE PTR : 12.7](#)

[FTE Teachers](#) *** : 38.5

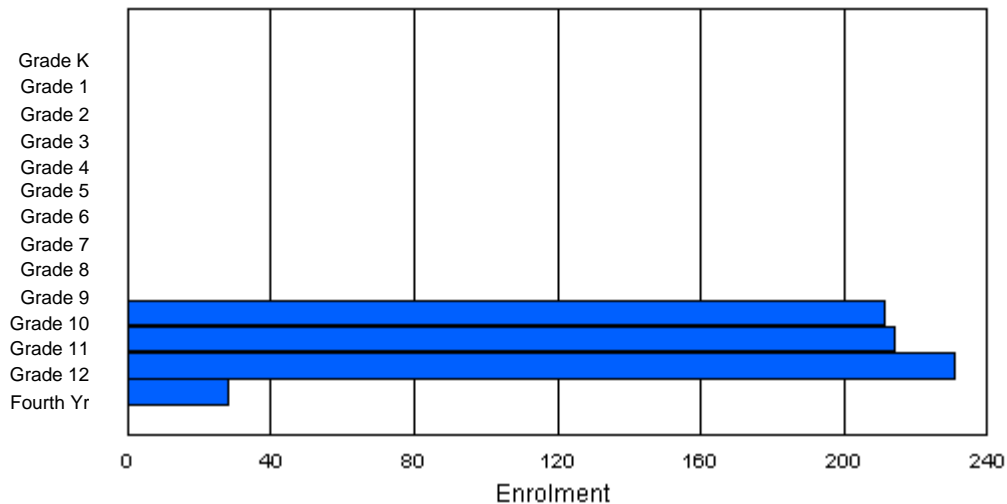
Enrolment By Age and Gender

Gender	Age																	Total
	5	6	7	8	9	10	11	12	13	14	15	16	17	18	19	20>		
Male	0	0	0	0	0	0	0	0	0	0	91	104	107	32	5	1	340	
Female	0	0	0	0	0	0	0	0	0	0	86	114	123	17	3	1	344	
Total	0	0	0	0	0	0	0	0	0	0	177	218	230	49	8	2	684	

Enrolment By Grade and Gender

Gender	Grade															Total
	K	1	2	3	4	5	6	7	8	9	10	11	12	4th		
Male	0	0	0	0	0	0	0	0	0	0	111	101	112	16	340	
Female	0	0	0	0	0	0	0	0	0	0	100	113	119	12	344	
Total	0	0	0	0	0	0	0	0	0	0	211	214	231	28	684	

Enrolment By Grade
For 313



* Data from the 2007-2008 AGR(Enrolment/Age as of the last day in Sept./Dec.)

** Newfoundland Statistics Classification System

*** May include itinerant teachers

District 4 - Eastern

#315 - St. Peter's Junior High, Mount Pearl

Classification: Urban Community/Avalon Region**
Offers Distance Education: No

Grades: 7-9

Number of Grades: 3

[School FTE PTR : 17.0](#)

[District FTE PTR : 13.5](#)

[Provincial FTE PTR : 12.7](#)

[FTE Teachers](#) *** : 37.6

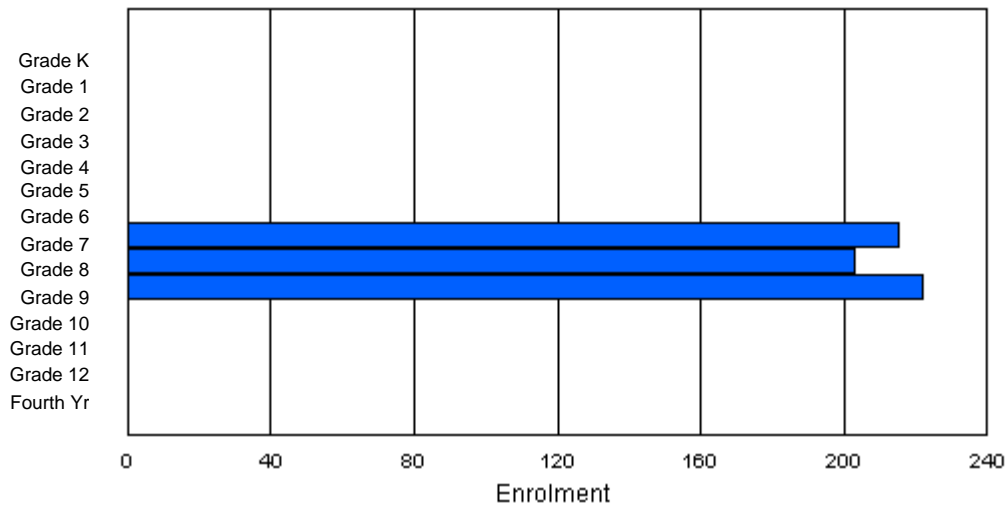
Enrolment By Age and Gender

Gender	Age																	Total
	5	6	7	8	9	10	11	12	13	14	15	16	17	18	19	20>		
Male	0	0	0	0	0	0	0	85	93	102	15	1	0	0	0	0	296	
Female	0	0	0	0	0	0	2	106	119	109	8	0	0	0	0	0	344	
Total	0	0	0	0	0	0	2	191	212	211	23	1	0	0	0	0	640	

Enrolment By Grade and Gender

Gender	Grade															Total
	K	1	2	3	4	5	6	7	8	9	10	11	12	4th		
Male	0	0	0	0	0	0	0	98	89	109	0	0	0	0	296	
Female	0	0	0	0	0	0	0	117	114	113	0	0	0	0	344	
Total	0	0	0	0	0	0	0	215	203	222	0	0	0	0	640	

Enrolment By Grade
For 315



* Data from the 2007-2008 AGR(Enrolment/Age as of the last day in Sept./Dec.)

** Newfoundland Statistics Classification System

*** May include itinerant teachers

District 4 - Eastern

#316 - St. Peter's Elementary, Mount Pearl

Classification: Urban Community/Avalon Region**
Offers Distance Education: No

Grades: K-6

Number of Grades: 7

[School FTE PTR : 14.6](#)

[District FTE PTR : 13.5](#)

[Provincial FTE PTR : 12.7](#)

[FTE Teachers](#) *** : 47.4

Enrolment By Age and Gender

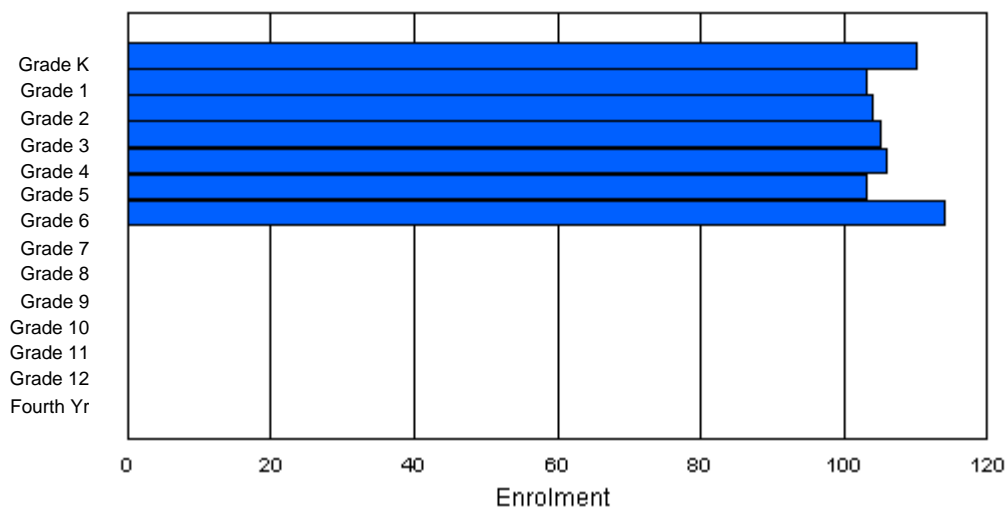
Gender	Age																Total
	5	6	7	8	9	10	11	12	13	14	15	16	17	18	19	20>	
Male	44	44	56	56	57	43	52	5	0	0	0	0	0	0	0	0	357
Female	62	61	46	48	49	60	60	2	0	0	0	0	0	0	0	0	388
Total	106	105	102	104	106	103	112	7	0	0	0	0	0	0	0	0	745

Enrolment By Grade and Gender

Gender	Grade														Total
	K	1	2	3	4	5	6	7	8	9	10	11	12	4th	
Male	49	40	59	56	54	47	52	0	0	0	0	0	0	0	357
Female	61	63	45	49	52	56	62	0	0	0	0	0	0	0	388
Total	110	103	104	105	106	103	114	0	0	0	0	0	0	0	745

Enrolment By Grade

For 316



* Data from the 2007-2008 AGR(Enrolment/Age as of the last day in Sept./Dec.)

** Newfoundland Statistics Classification System

*** May include itinerant teachers

District 4 - Eastern

#317 - St. Francis of Assisi Elementary, Logy Bay/Middle Cove/Outer C

Classification: Urban Community/Avalon Region**
Offers Distance Education: No

Grades: K-6

Number of Grades: 7

[School FTE PTR : 13.6](#)

[District FTE PTR : 13.5](#)

[Provincial FTE PTR : 12.7](#)

[FTE Teachers](#) *** : 14.3

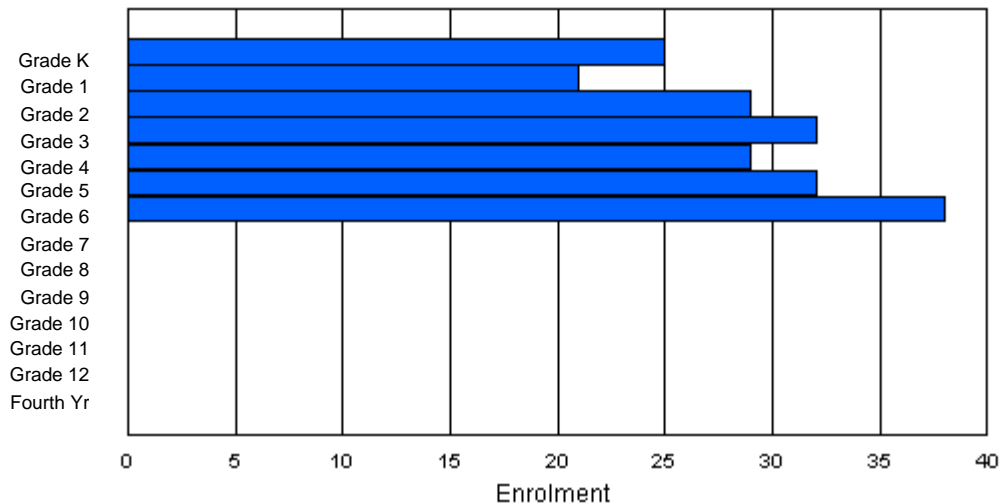
Enrolment By Age and Gender

Gender	Age																Total
	5	6	7	8	9	10	11	12	13	14	15	16	17	18	19	20>	
Male	12	10	14	15	15	19	18	1	0	0	0	0	0	0	0	0	104
Female	12	12	16	15	13	15	19	0	0	0	0	0	0	0	0	0	102
Total	24	22	30	30	28	34	37	1	0	0	0	0	0	0	0	206	

Enrolment By Grade and Gender

Gender	Grade														Total
	K	1	2	3	4	5	6	7	8	9	10	11	12	4th	
Male	12	10	14	15	17	17	19	0	0	0	0	0	0	0	104
Female	13	11	15	17	12	15	19	0	0	0	0	0	0	0	102
Total	25	21	29	32	29	32	38	0	0	0	0	0	0	206	

Enrolment By Grade
For 317



* Data from the 2007-2008 AGR(Enrolment/Age as of the last day in Sept./Dec.)

** Newfoundland Statistics Classification System

*** May include itinerant teachers

District 4 - Eastern

#318 - Holy Family Elementary, Paradise

Classification: Urban Community/Avalon Region**
Offers Distance Education: No

Grades: K-6

Number of Grades: 7

[School FTE PTR : 15.6](#)

[District FTE PTR : 13.5](#)

[Provincial FTE PTR : 12.7](#)

[FTE Teachers](#) *** : 34.0

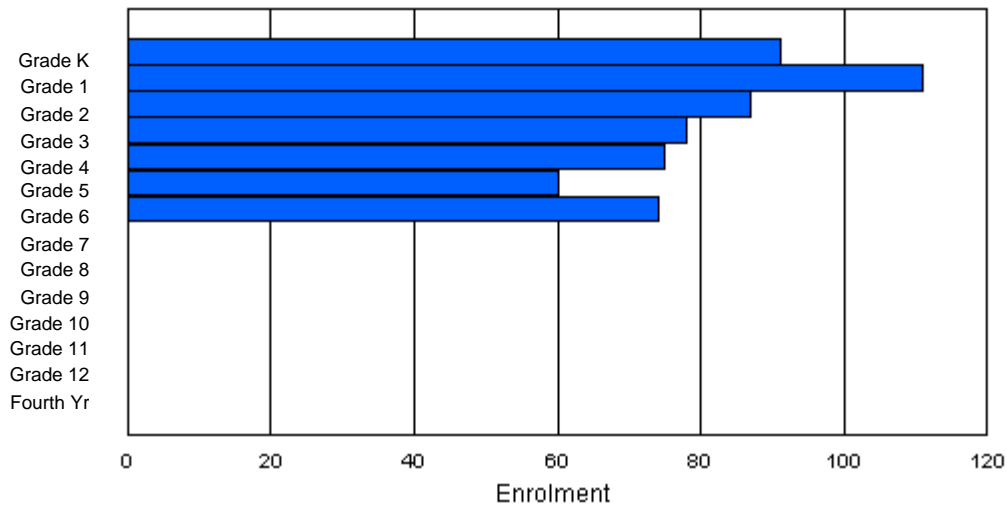
Enrolment By Age and Gender

Gender	Age																Total
	5	6	7	8	9	10	11	12	13	14	15	16	17	18	19	20>	
Male	47	46	51	42	43	32	39	1	0	0	0	0	0	0	0	0	301
Female	41	64	39	35	33	29	32	2	0	0	0	0	0	0	0	0	275
Total	88	110	90	77	76	61	71	3	0	0	0	0	0	0	0	0	576

Enrolment By Grade and Gender

Gender	Grade														Total
	K	1	2	3	4	5	6	7	8	9	10	11	12	4th	
Male	49	46	50	43	43	30	40	0	0	0	0	0	0	0	301
Female	42	65	37	35	32	30	34	0	0	0	0	0	0	0	275
Total	91	111	87	78	75	60	74	0	0	0	0	0	0	0	576

Enrolment By Grade
For 318



* Data from the 2007-2008 AGR(Enrolment/Age as of the last day in Sept./Dec.)

** Newfoundland Statistics Classification System

*** May include itinerant teachers

District 4 - Eastern

#319 - Paradise Elementary, Paradise

Classification: Urban Community/Avalon Region**
Offers Distance Education: No

Grades: K-6

Number of Grades: 7

[School FTE PTR : 14.5](#)

[District FTE PTR : 13.5](#)

[Provincial FTE PTR : 12.7](#)

[FTE Teachers](#) *** : 39.8

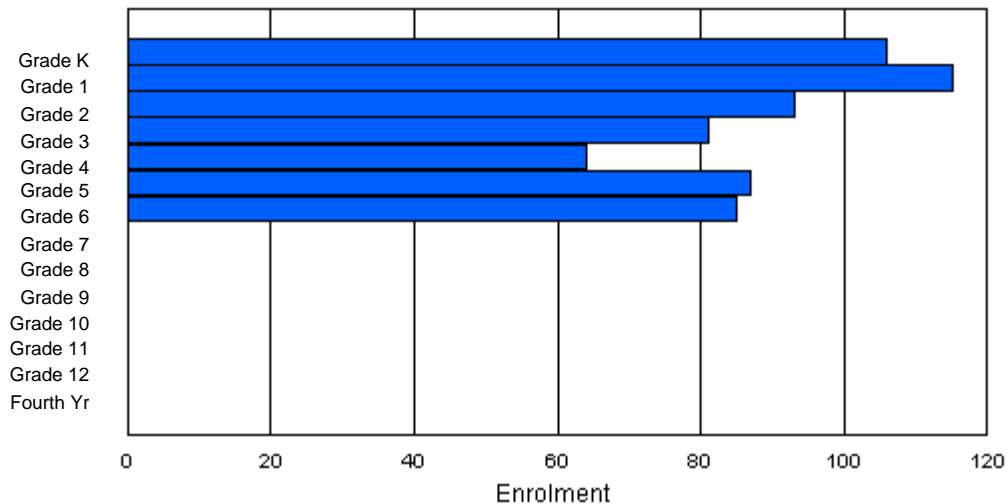
Enrolment By Age and Gender

Gender	Age																Total
	5	6	7	8	9	10	11	12	13	14	15	16	17	18	19	20>	
Male	56	57	48	39	28	43	41	1	0	0	0	0	0	0	0	0	313
Female	49	57	42	45	34	44	43	4	0	0	0	0	0	0	0	0	318
Total	105	114	90	84	62	87	84	5	0	0	0	0	0	0	0	0	631

Enrolment By Grade and Gender

Gender	Grade														Total
	K	1	2	3	4	5	6	7	8	9	10	11	12	4th	
Male	56	59	49	37	30	42	40	0	0	0	0	0	0	0	313
Female	50	56	44	44	34	45	45	0	0	0	0	0	0	0	318
Total	106	115	93	81	64	87	85	0	0	0	0	0	0	0	631

Enrolment By Grade
For 319



* Data from the 2007-2008 AGR(Enrolment/Age as of the last day in Sept./Dec.)

** Newfoundland Statistics Classification System

*** May include itinerant teachers

District 4 - Eastern

#320 - Beachy Cove Elementary, Portugal Cove - St. Philip's

Classification: Urban Community/Avalon Region**
Offers Distance Education: No

Grades: K-6

Number of Grades: 7

[School FTE PTR : 15.8](#)

[District FTE PTR : 13.5](#)

[Provincial FTE PTR : 12.7](#)

[FTE Teachers](#) *** : 32.8

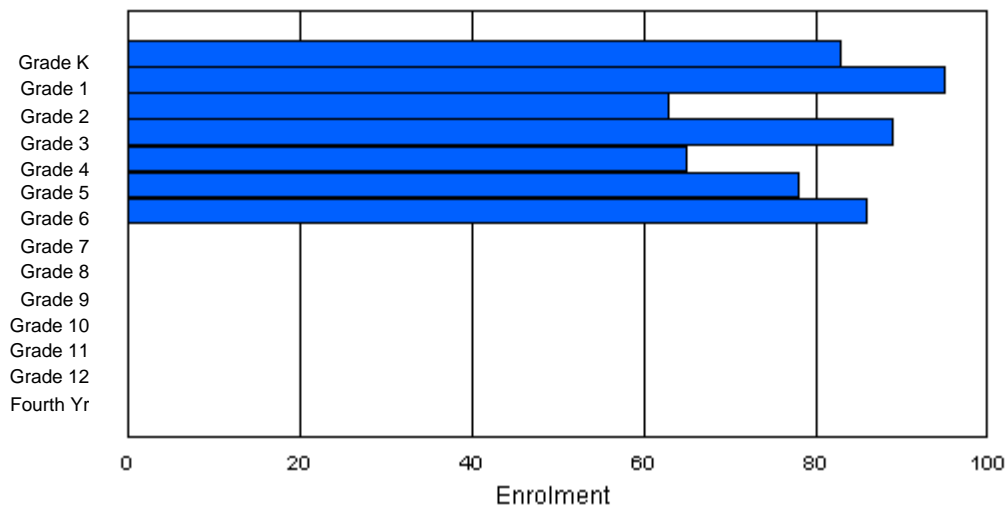
Enrolment By Age and Gender

Gender	Age																Total
	5	6	7	8	9	10	11	12	13	14	15	16	17	18	19	20>	
Male	44	56	33	52	26	42	51	3	0	0	0	0	0	0	0	0	307
Female	38	36	33	37	35	32	40	1	0	0	0	0	0	0	0	0	252
Total	82	92	66	89	61	74	91	4	0	0	0	0	0	0	0	0	559

Enrolment By Grade and Gender

Gender	Grade														Total
	K	1	2	3	4	5	6	7	8	9	10	11	12	4th	
Male	45	57	32	51	31	45	46	0	0	0	0	0	0	0	307
Female	38	38	31	38	34	33	40	0	0	0	0	0	0	0	252
Total	83	95	63	89	65	78	86	0	0	0	0	0	0	0	559

Enrolment By Grade
For 320



* Data from the 2007-2008 AGR(Enrolment/Age as of the last day in Sept./Dec.)

** Newfoundland Statistics Classification System

*** May include itinerant teachers

District 4 - Eastern

#324 - Beaconsfield Junior High, St. John's

Classification: Urban Community/Avalon Region**
Offers Distance Education: No

Grades: 7-9 Number of Grades: 3

[School FTE PTR : 15.5](#)
[District FTE PTR : 13.5](#)
[Provincial FTE PTR : 12.7](#)

[FTE Teachers](#) *** : 33.3

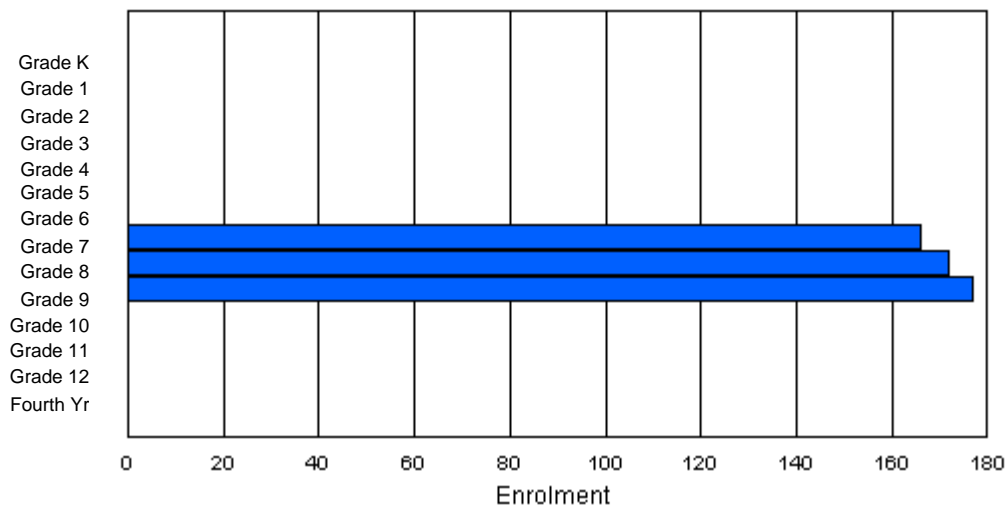
Enrolment By Age and Gender

Gender	Age																Total
	5	6	7	8	9	10	11	12	13	14	15	16	17	18	19	20>	
Male	0	0	0	1	0	0	0	74	95	79	18	0	0	0	0	0	267
Female	0	0	0	0	2	0	1	84	71	82	8	0	0	0	0	0	248
Total	0	0	0	1	2	0	1	158	166	161	26	0	0	0	0	0	515

Enrolment By Grade and Gender

Gender	Grade														Total
	K	1	2	3	4	5	6	7	8	9	10	11	12	4th	
Male	0	0	0	0	0	0	0	77	101	89	0	0	0	0	267
Female	0	0	0	0	0	0	0	89	71	88	0	0	0	0	248
Total	0	0	0	0	0	0	0	166	172	177	0	0	0	0	515

Enrolment By Grade
For 324



* Data from the 2007-2008 AGR(Enrolment/Age as of the last day in Sept./Dec.)

** Newfoundland Statistics Classification System

*** May include itinerant teachers

District 4 - Eastern

#325 - Bishop Abraham Elementary, St. John's

Classification: Urban Community/Avalon Region**
Offers Distance Education: No

Grades: K-6

Number of Grades: 7

[School FTE PTR : 9.6](#)

[District FTE PTR : 13.5](#)

[Provincial FTE PTR : 12.7](#)

[FTE Teachers](#) *** : 17.4

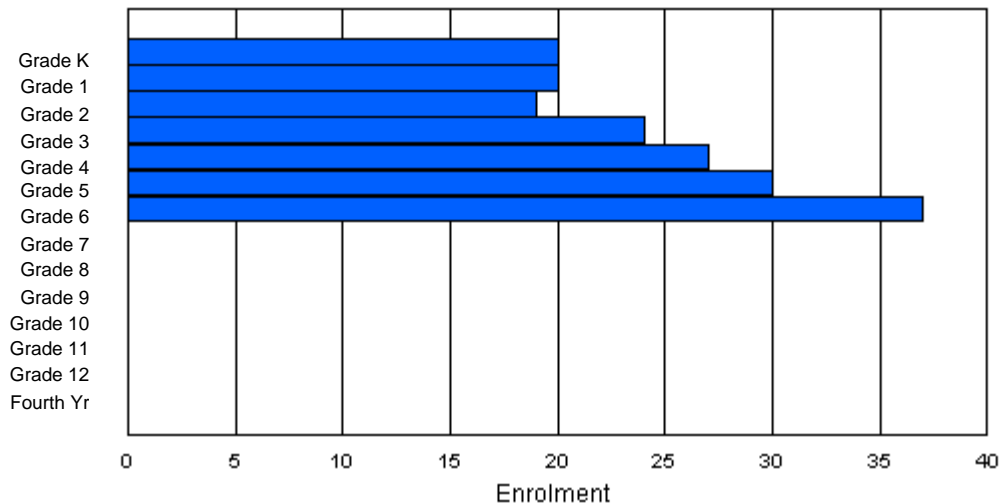
Enrolment By Age and Gender

Gender	Age																Total
	5	6	7	8	9	10	11	12	13	14	15	16	17	18	19	20>	
Male	10	9	10	11	14	18	17	4	0	0	0	0	0	0	0	0	93
Female	10	9	10	10	14	10	19	2	0	0	0	0	0	0	0	0	84
Total	20	18	20	21	28	28	36	6	0	0	0	0	0	0	0	0	177

Enrolment By Grade and Gender

Gender	Grade														Total
	K	1	2	3	4	5	6	7	8	9	10	11	12	4th	
Male	10	10	10	12	15	18	18	0	0	0	0	0	0	0	93
Female	10	10	9	12	12	12	19	0	0	0	0	0	0	0	84
Total	20	20	19	24	27	30	37	0	0	0	0	0	0	0	177

Enrolment By Grade
For 325



* Data from the 2007-2008 AGR(Enrolment/Age as of the last day in Sept./Dec.)

** Newfoundland Statistics Classification System

*** May include itinerant teachers

District 4 - Eastern

#326 - Bishop Feild Elementary, St. John's

Classification: Urban Community/Avalon Region**
Offers Distance Education: No

Grades: K-6

Number of Grades: 7

[School FTE PTR : 10.1](#)

[District FTE PTR : 13.5](#)

[Provincial FTE PTR : 12.7](#)

[FTE Teachers](#) *** : 23.2

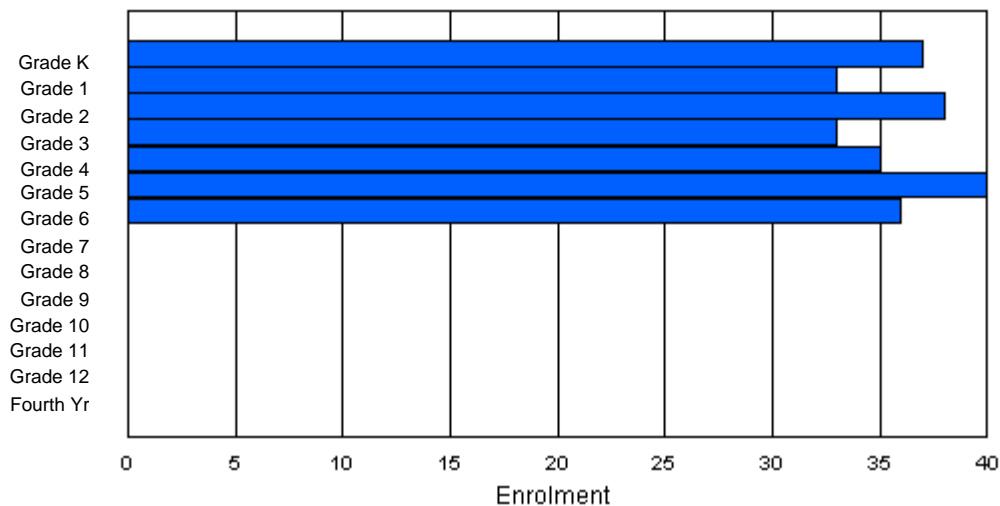
Enrolment By Age and Gender

Gender	Age																Total
	5	6	7	8	9	10	11	12	13	14	15	16	17	18	19	20>	
Male	21	15	19	14	18	15	15	3	1	0	0	0	0	0	0	0	121
Female	13	21	19	18	15	25	20	0	0	0	0	0	0	0	0	0	131
Total	34	36	38	32	33	40	35	3	1	0	0	0	0	0	0	0	252

Enrolment By Grade and Gender

Gender	Grade														Total
	K	1	2	3	4	5	6	7	8	9	10	11	12	4th	
Male	22	14	18	16	18	16	17	0	0	0	0	0	0	0	121
Female	15	19	20	17	17	24	19	0	0	0	0	0	0	0	131
Total	37	33	38	33	35	40	36	0	0	0	0	0	0	0	252

Enrolment By Grade
For 326



* Data from the 2007-2008 AGR(Enrolment/Age as of the last day in Sept./Dec.)

** Newfoundland Statistics Classification System

*** May include itinerant teachers

District 4 - Eastern

#327 - Bishops College High, St. John's

Classification: Urban Community/Avalon Region**
Offers Distance Education: No

Grades: 10-12

Number of Grades: 3

[School FTE PTR : 17.0](#)

[District FTE PTR : 13.5](#)

[Provincial FTE PTR : 12.7](#)

[FTE Teachers](#) *** : 34.3

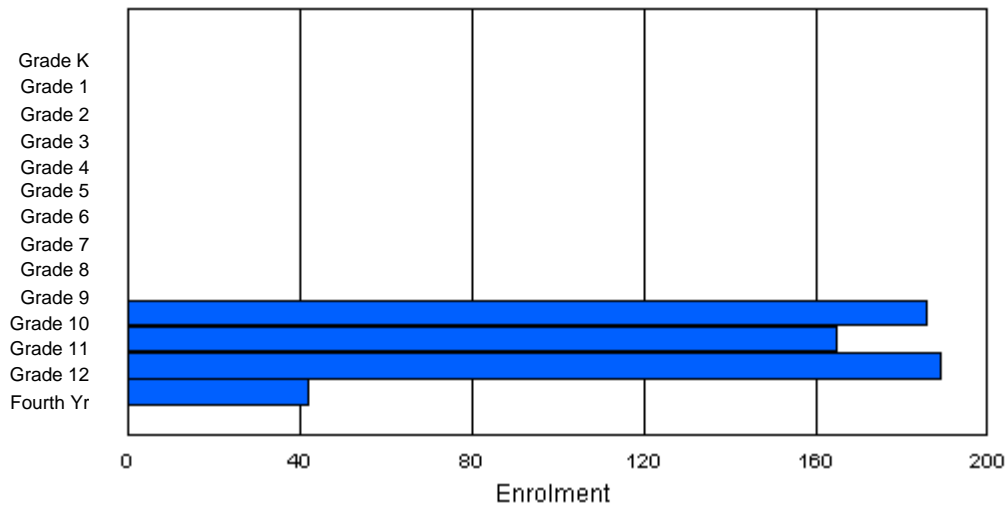
Enrolment By Age and Gender

Gender	Age																	Total
	5	6	7	8	9	10	11	12	13	14	15	16	17	18	19	20>		
Male	0	0	0	0	0	0	0	0	0	0	87	84	99	36	4	2	312	
Female	0	0	0	0	0	0	0	0	0	0	72	78	95	21	3	1	270	
Total	0	0	0	0	0	0	0	0	0	0	159	162	194	57	7	3	582	

Enrolment By Grade and Gender

Gender	Grade															Total
	K	1	2	3	4	5	6	7	8	9	10	11	12	4th		
Male	0	0	0	0	0	0	0	0	0	0	105	87	97	23	312	
Female	0	0	0	0	0	0	0	0	0	0	81	78	92	19	270	
Total	0	0	0	0	0	0	0	0	0	0	186	165	189	42	582	

Enrolment By Grade
For 327



* Data from the 2007-2008 AGR(Enrolment/Age as of the last day in Sept./Dec.)

** Newfoundland Statistics Classification System

*** May include itinerant teachers

District 4 - Eastern

#328 - Booth Memorial High School, St. John's

Classification: Urban Community/Avalon Region**
Offers Distance Education: No

Grades: 10-12 Number of Grades: 3

[School FTE PTR : 17.0](#)
[District FTE PTR : 13.5](#)
[Provincial FTE PTR : 12.7](#)

[FTE Teachers](#) *** : 32.0

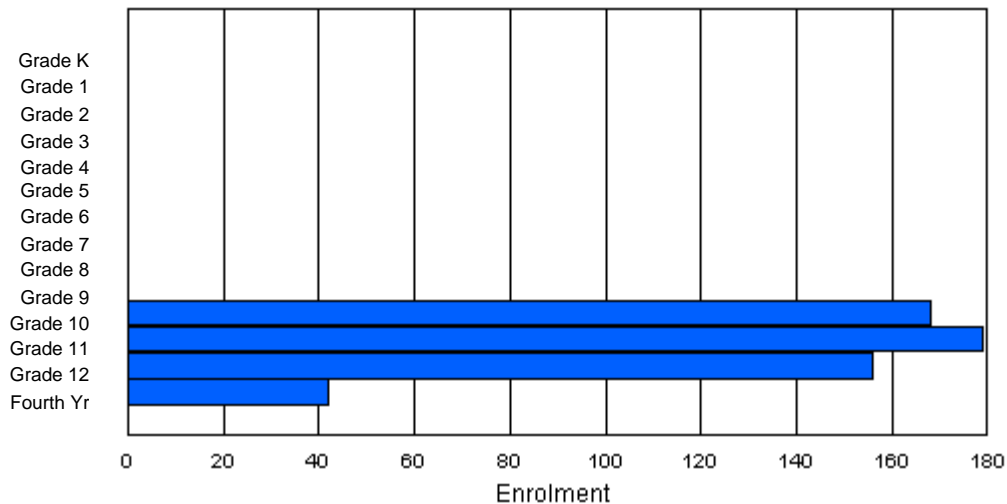
Enrolment By Age and Gender

Gender	Age																	Total
	5	6	7	8	9	10	11	12	13	14	15	16	17	18	19	20>		
Male	0	0	0	0	0	0	0	0	0	1	70	92	71	22	13	2	271	
Female	0	0	0	0	0	0	0	0	0	0	63	83	95	23	8	2	274	
Total	0	0	0	0	0	0	0	0	0	1	133	175	166	45	21	4	545	

Enrolment By Grade and Gender

Gender	Grade															Total
	K	1	2	3	4	5	6	7	8	9	10	11	12	4th		
Male	0	0	0	0	0	0	0	0	0	0	95	89	66	21	271	
Female	0	0	0	0	0	0	0	0	0	0	73	90	90	21	274	
Total	0	0	0	0	0	0	0	0	0	0	168	179	156	42	545	

Enrolment By Grade
For 328



* Data from the 2007-2008 AGR(Enrolment/Age as of the last day in Sept./Dec.)

** Newfoundland Statistics Classification System

*** May include itinerant teachers

District 4 - Eastern

#330 - Brother Rice Junior High, St. John's

Classification: Urban Community/Avalon Region**
Offers Distance Education: No

Grades: 7-9

Number of Grades: 3

[School FTE PTR : 13.0](#)

[District FTE PTR : 13.5](#)

[Provincial FTE PTR : 12.7](#)

[FTE Teachers](#) *** : 35.0

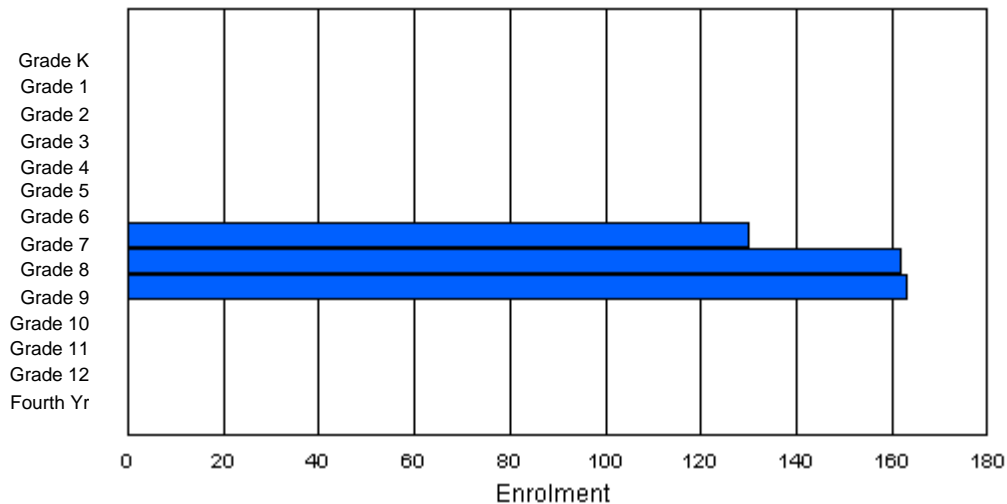
Enrolment By Age and Gender

Gender	Age																Total
	5	6	7	8	9	10	11	12	13	14	15	16	17	18	19	20>	
Male	0	0	0	0	0	0	0	56	76	70	14	2	0	0	0	0	218
Female	0	0	0	0	0	0	0	60	86	80	11	0	0	0	0	0	237
Total	0	0	0	0	0	0	0	116	162	150	25	2	0	0	0	0	455

Enrolment By Grade and Gender

Gender	Grade														Total
	K	1	2	3	4	5	6	7	8	9	10	11	12	4th	
Male	0	0	0	0	0	0	0	62	81	75	0	0	0	0	218
Female	0	0	0	0	0	0	0	68	81	88	0	0	0	0	237
Total	0	0	0	0	0	0	0	130	162	163	0	0	0	0	455

Enrolment By Grade
For 330



* Data from the 2007-2008 AGR(Enrolment/Age as of the last day in Sept./Dec.)

** Newfoundland Statistics Classification System

*** May include itinerant teachers

District 4 - Eastern

#331 - Cowan Heights Elementary, St. John's

Classification: Urban Community/Avalon Region**
Offers Distance Education: No

Grades: K-6

Number of Grades: 7

[School FTE PTR : 13.5](#)

[District FTE PTR : 13.5](#)

[Provincial FTE PTR : 12.7](#)

[FTE Teachers](#) *** : 29.0

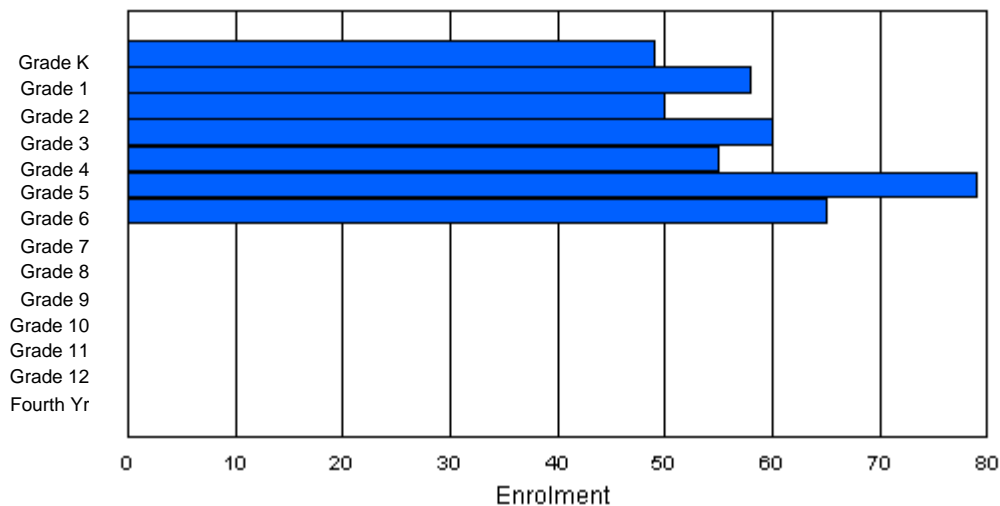
Enrolment By Age and Gender

Gender	Age																Total
	5	6	7	8	9	10	11	12	13	14	15	16	17	18	19	20>	
Male	26	32	16	34	23	41	30	1	0	0	0	0	0	0	0	0	203
Female	21	26	18	43	31	36	38	0	0	0	0	0	0	0	0	0	213
Total	47	58	34	77	54	77	68	1	0	0	0	0	0	0	0	0	416

Enrolment By Grade and Gender

Gender	Grade														Total
	K	1	2	3	4	5	6	7	8	9	10	11	12	4th	
Male	28	32	25	24	23	42	29	0	0	0	0	0	0	0	203
Female	21	26	25	36	32	37	36	0	0	0	0	0	0	0	213
Total	49	58	50	60	55	79	65	0	0	0	0	0	0	0	416

Enrolment By Grade
For 331



* Data from the 2007-2008 AGR(Enrolment/Age as of the last day in Sept./Dec.)

** Newfoundland Statistics Classification System

*** May include itinerant teachers

District 4 - Eastern

#334 - Larkhall Academy, St. John's

Classification: Urban Community/Avalon Region**
Offers Distance Education: No

Grades: K-6

Number of Grades: 7

[School FTE PTR : 13.7](#)

[District FTE PTR : 13.5](#)

[Provincial FTE PTR : 12.7](#)

[FTE Teachers](#) *** : 22.8

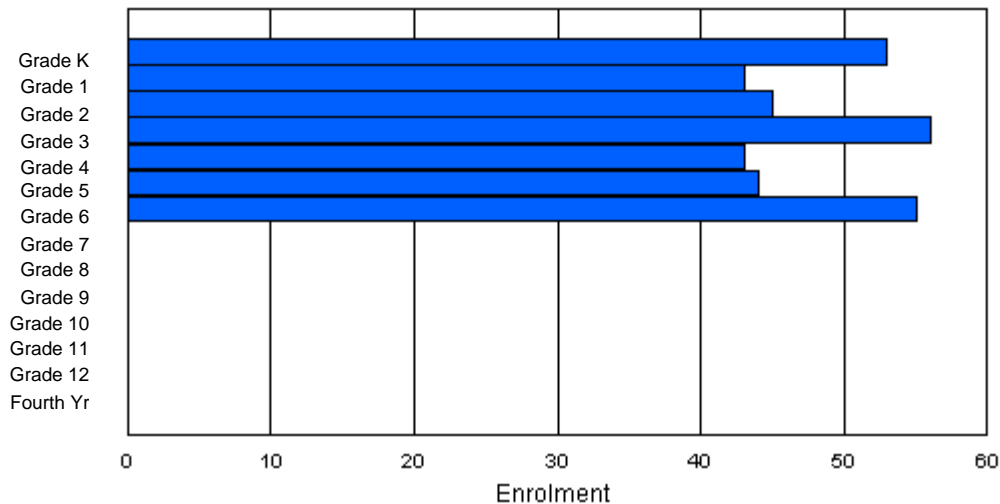
Enrolment By Age and Gender

Gender	Age																Total
	5	6	7	8	9	10	11	12	13	14	15	16	17	18	19	20>	
Male	25	30	19	21	26	24	28	1	0	0	0	0	0	0	0	0	174
Female	25	15	22	35	18	20	27	2	1	0	0	0	0	0	0	0	165
Total	50	45	41	56	44	44	55	3	1	0	0	0	0	0	0	339	

Enrolment By Grade and Gender

Gender	Grade														Total
	K	1	2	3	4	5	6	7	8	9	10	11	12	4th	
Male	27	29	23	19	27	24	25	0	0	0	0	0	0	0	174
Female	26	14	22	37	16	20	30	0	0	0	0	0	0	0	165
Total	53	43	45	56	43	44	55	0	0	0	0	0	0	0	339

Enrolment By Grade
For 334



* Data from the 2007-2008 AGR(Enrolment/Age as of the last day in Sept./Dec.)

** Newfoundland Statistics Classification System

*** May include itinerant teachers

District 4 - Eastern

#335 - Leary's Brook Junior High, St. John's

Classification: Urban Community/Avalon Region**
Offers Distance Education: No

Grades: 7-9 Number of Grades: 3

[School FTE PTR : 15.7](#)
[District FTE PTR : 13.5](#)
[Provincial FTE PTR : 12.7](#)

[FTE Teachers](#) *** : 27.0

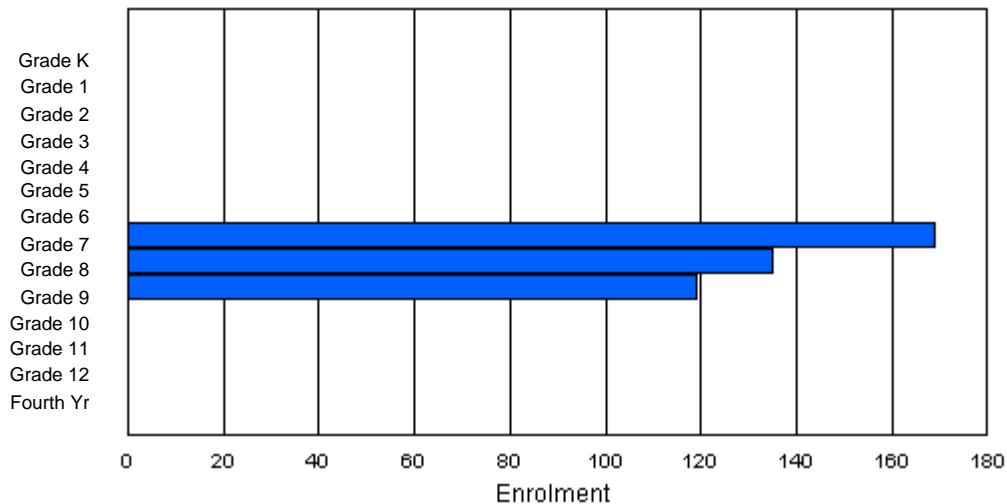
Enrolment By Age and Gender

Gender	Age																	Total
	5	6	7	8	9	10	11	12	13	14	15	16	17	18	19	20>		
Male	0	0	0	0	0	0	0	74	69	67	10	0	0	0	0	0	220	
Female	0	0	0	0	0	0	0	79	67	52	5	0	0	0	0	0	203	
Total	0	0	0	0	0	0	0	153	136	119	15	0	0	0	0	0	423	

Enrolment By Grade and Gender

Gender	Grade															Total
	K	1	2	3	4	5	6	7	8	9	10	11	12	4th		
Male	0	0	0	0	0	0	0	84	70	66	0	0	0	0	220	
Female	0	0	0	0	0	0	0	85	65	53	0	0	0	0	203	
Total	0	0	0	0	0	0	0	169	135	119	0	0	0	0	423	

Enrolment By Grade
For 335



* Data from the 2007-2008 AGR(Enrolment/Age as of the last day in Sept./Dec.)

** Newfoundland Statistics Classification System

*** May include itinerant teachers

District 4 - Eastern

#336 - Gonzaga Regional High, St. John's

Classification: Urban Community/Avalon Region**
Offers Distance Education: No

Grades: 10-12

Number of Grades: 3

[School FTE PTR : 17.8](#)

[District FTE PTR : 13.5](#)

[Provincial FTE PTR : 12.7](#)

[FTE Teachers](#) *** : 43.5

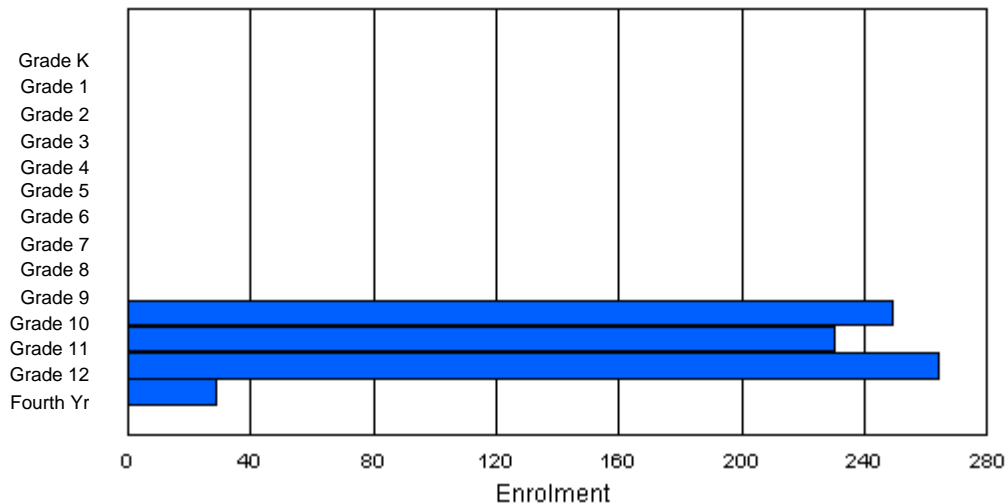
Enrolment By Age and Gender

Gender	Age																	Total
	5	6	7	8	9	10	11	12	13	14	15	16	17	18	19	20>		
Male	0	0	0	0	0	0	0	0	0	0	117	111	155	40	3	1	427	
Female	0	0	0	0	0	0	0	0	0	0	109	113	104	17	2	0	345	
Total	0	0	0	0	0	0	0	0	0	0	226	224	259	57	5	1	772	

Enrolment By Grade and Gender

Gender	Grade															Total
	K	1	2	3	4	5	6	7	8	9	10	11	12	4th		
Male	0	0	0	0	0	0	0	0	0	0	130	119	157	21	427	
Female	0	0	0	0	0	0	0	0	0	0	119	111	107	8	345	
Total	0	0	0	0	0	0	0	0	0	0	249	230	264	29	772	

Enrolment By Grade
For 336



* Data from the 2007-2008 AGR(Enrolment/Age as of the last day in Sept./Dec.)

** Newfoundland Statistics Classification System

*** May include itinerant teachers

District 4 - Eastern

#337 - Goulds Elementary, St. John's (Goulds)

Classification: Urban Community/Avalon Region**
Offers Distance Education: No

Grades: K-6

Number of Grades: 7

[School FTE PTR : 15.7](#)

[District FTE PTR : 13.5](#)

[Provincial FTE PTR : 12.7](#)

[FTE Teachers](#) *** : 36.3

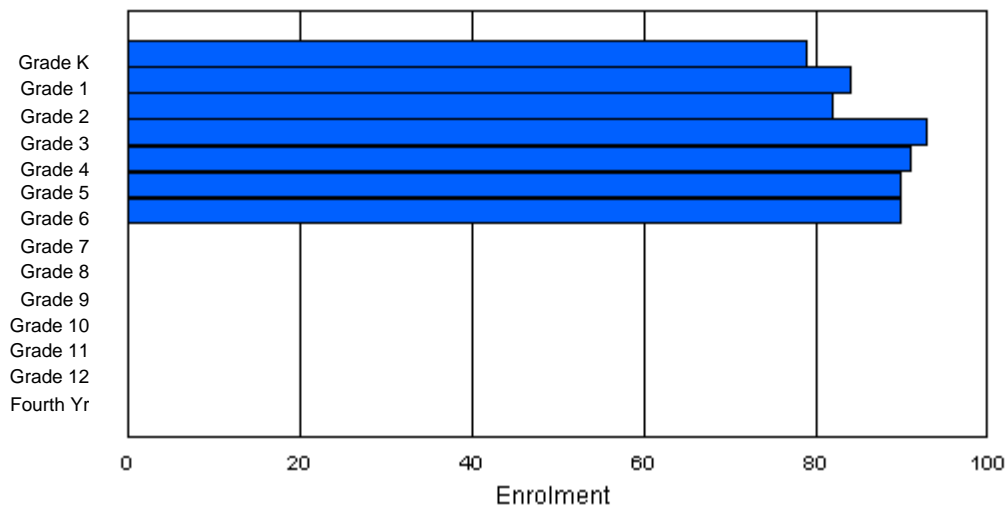
Enrolment By Age and Gender

Gender	Age																	Total
	5	6	7	8	9	10	11	12	13	14	15	16	17	18	19	20>		
Male	47	44	52	47	49	46	50	4	0	0	0	0	0	0	0	0	339	
Female	31	39	30	46	41	44	38	1	0	0	0	0	0	0	0	0	270	
Total	78	83	82	93	90	90	88	5	0	0	0	0	0	0	0	0	609	

Enrolment By Grade and Gender

Gender	Grade														Total
	K	1	2	3	4	5	6	7	8	9	10	11	12	4th	
Male	47	46	51	48	50	44	53	0	0	0	0	0	0	0	339
Female	32	38	31	45	41	46	37	0	0	0	0	0	0	0	270
Total	79	84	82	93	91	90	90	0	0	0	0	0	0	0	609

Enrolment By Grade
For 337



* Data from the 2007-2008 AGR(Enrolment/Age as of the last day in Sept./Dec.)

** Newfoundland Statistics Classification System

*** May include itinerant teachers

District 4 - Eastern

#339 - Holy Cross Elementary, St. John's

Classification: Urban Community/Avalon Region**
Offers Distance Education: No

Grades: K-6

Number of Grades: 7

[School FTE PTR : 10.5](#)

[District FTE PTR : 13.5](#)

[Provincial FTE PTR : 12.7](#)

[FTE Teachers](#) *** : 18.5

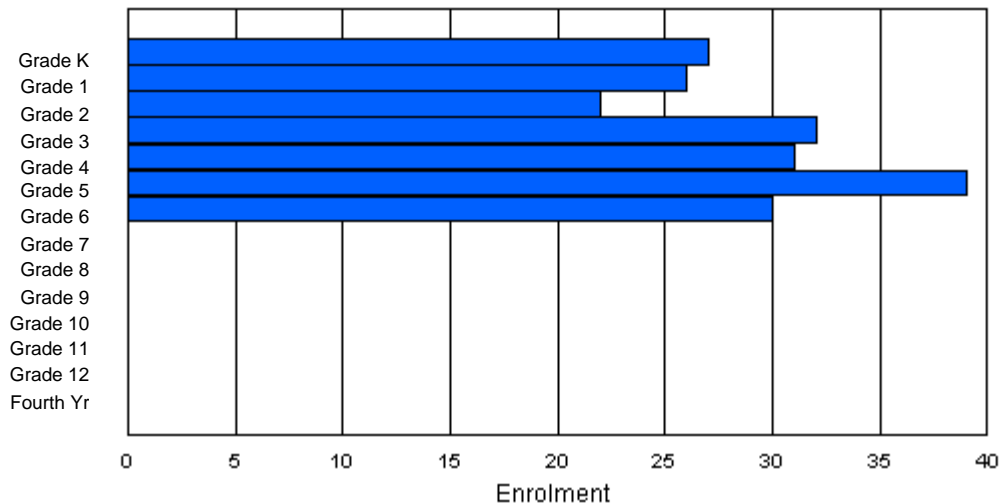
Enrolment By Age and Gender

Gender	Age																Total
	5	6	7	8	9	10	11	12	13	14	15	16	17	18	19	20>	
Male	19	16	13	20	10	17	19	4	0	0	0	0	0	0	0	0	118
Female	7	10	10	11	20	16	13	2	0	0	0	0	0	0	0	0	89
Total	26	26	23	31	30	33	32	6	0	0	0	0	0	0	0	0	207

Enrolment By Grade and Gender

Gender	Grade														Total
	K	1	2	3	4	5	6	7	8	9	10	11	12	4th	
Male	20	16	12	20	12	21	17	0	0	0	0	0	0	0	118
Female	7	10	10	12	19	18	13	0	0	0	0	0	0	0	89
Total	27	26	22	32	31	39	30	0	0	0	0	0	0	0	207

Enrolment By Grade
For 339



* Data from the 2007-2008 AGR(Enrolment/Age as of the last day in Sept./Dec.)

** Newfoundland Statistics Classification System

*** May include itinerant teachers

District 4 - Eastern

#340 - Holy Heart of Mary Regional High, St. John's

Classification: Urban Community/Avalon Region**
Offers Distance Education: No

Grades: 10-12

Number of Grades: 3

[School FTE PTR : 16.4](#)

[District FTE PTR : 13.5](#)

[Provincial FTE PTR : 12.7](#)

[FTE Teachers](#) *** : 59.0

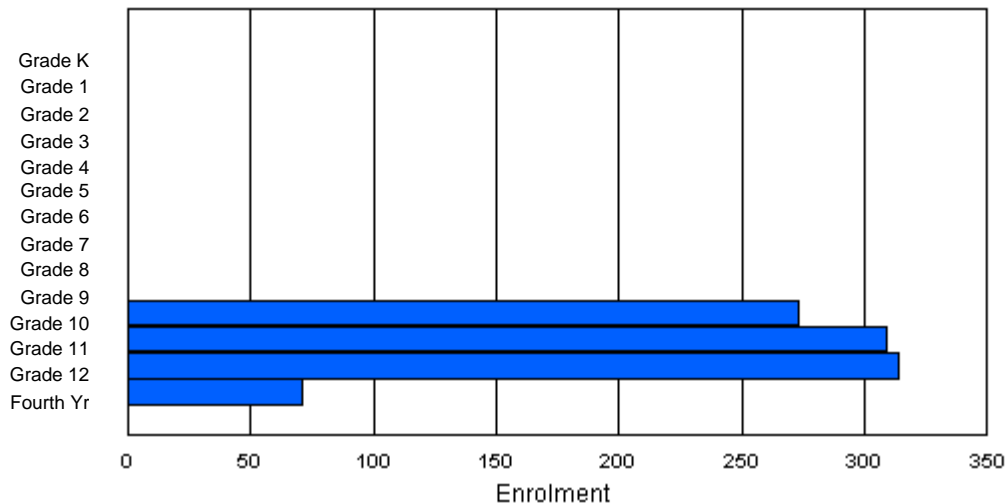
Enrolment By Age and Gender

Gender	Age																	Total
	5	6	7	8	9	10	11	12	13	14	15	16	17	18	19	20>		
Male	0	0	0	0	0	0	0	0	0	1	100	142	149	57	8	6	463	
Female	0	0	0	0	0	1	0	0	0	2	138	163	152	42	4	2	504	
Total	0	0	0	0	0	1	0	0	0	3	238	305	301	99	12	8	967	

Enrolment By Grade and Gender

Gender	Grade															Total
	K	1	2	3	4	5	6	7	8	9	10	11	12	4th		
Male	0	0	0	0	0	0	0	0	0	0	117	147	154	45	463	
Female	0	0	0	0	0	0	0	0	0	0	156	162	160	26	504	
Total	0	0	0	0	0	0	0	0	0	0	273	309	314	71	967	

Enrolment By Grade
For 340



* Data from the 2007-2008 AGR(Enrolment/Age as of the last day in Sept./Dec.)

** Newfoundland Statistics Classification System

*** May include itinerant teachers

District 4 - Eastern

#341 - I.J. Samson Junior High, St. John's

Classification: Urban Community/Avalon Region**
Offers Distance Education: No

Grades: 7-9

Number of Grades: 3

[School FTE PTR : 12.5](#)

[District FTE PTR : 13.5](#)

[Provincial FTE PTR : 12.7](#)

[FTE Teachers](#) *** : 20.5

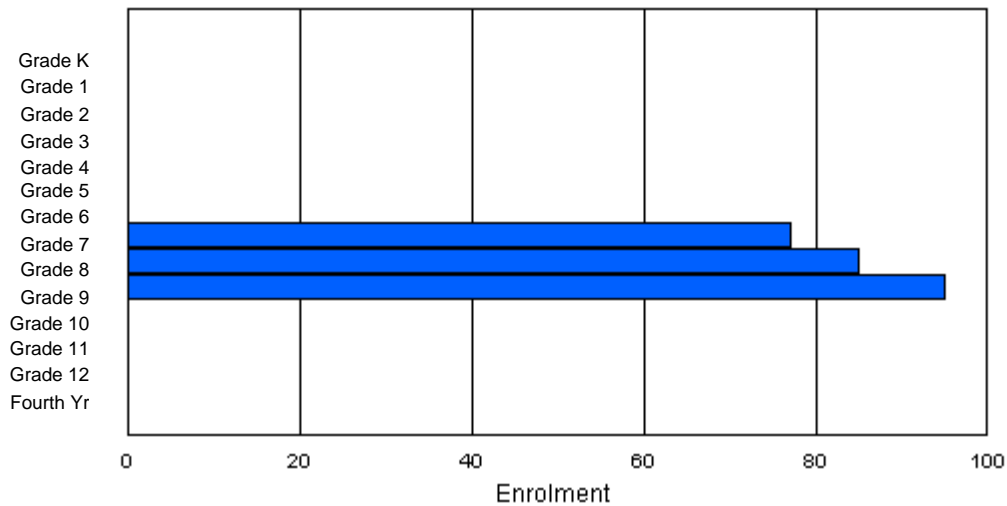
Enrolment By Age and Gender

Gender	Age																Total
	5	6	7	8	9	10	11	12	13	14	15	16	17	18	19	20>	
Male	0	0	42	37	47	0	0	0	0	0	0	0	0	0	0	0	126
Female	0	0	35	48	48	0	0	0	0	0	0	0	0	0	0	0	131
Total	0	0	77	85	95	0	0	0	0	0	0	0	0	0	0	0	257

Enrolment By Grade and Gender

Gender	Grade														Total
	K	1	2	3	4	5	6	7	8	9	10	11	12	4th	
Male	0	0	0	0	0	0	0	42	37	47	0	0	0	0	126
Female	0	0	0	0	0	0	0	35	48	48	0	0	0	0	131
Total	0	0	0	0	0	0	0	77	85	95	0	0	0	0	257

Enrolment By Grade
For 341



* Data from the 2007-2008 AGR(Enrolment/Age as of the last day in Sept./Dec.)

** Newfoundland Statistics Classification System

*** May include itinerant teachers

District 4 - Eastern

#342 - MacDonald Drive Elementary, St. John's

Classification: Urban Community/Avalon Region**
Offers Distance Education: No

Grades: K-6 Number of Grades: 7

[School FTE PTR : 14.8](#)
[District FTE PTR : 13.5](#)
[Provincial FTE PTR : 12.7](#)

[FTE Teachers](#) *** : 22.3

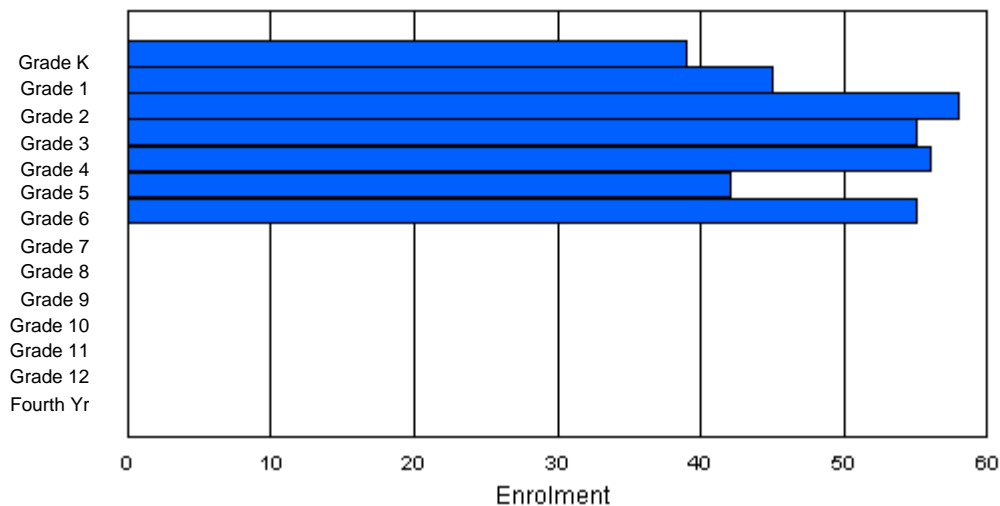
Enrolment By Age and Gender

Gender	Age																Total
	5	6	7	8	9	10	11	12	13	14	15	16	17	18	19	20>	
Male	18	20	38	24	28	23	26	1	0	0	0	0	0	0	0	0	178
Female	20	26	20	32	25	20	29	0	0	0	0	0	0	0	0	0	172
Total	38	46	58	56	53	43	55	1	0	0	0	0	0	0	0	0	350

Enrolment By Grade and Gender

Gender	Grade														Total
	K	1	2	3	4	5	6	7	8	9	10	11	12	4th	
Male	19	19	38	24	29	22	27	0	0	0	0	0	0	0	178
Female	20	26	20	31	27	20	28	0	0	0	0	0	0	0	172
Total	39	45	58	55	56	42	55	0	0	0	0	0	0	0	350

Enrolment By Grade
For 342



* Data from the 2007-2008 AGR(Enrolment/Age as of the last day in Sept./Dec.)

** Newfoundland Statistics Classification System

*** May include itinerant teachers

District 4 - Eastern

#343 - MacDonald Drive Junior High, St. John's

Classification: Urban Community/Avalon Region**
Offers Distance Education: No

Grades: 7-9 Number of Grades: 3

[School FTE PTR : 15.7](#)
[District FTE PTR : 13.5](#)
[Provincial FTE PTR : 12.7](#)

[FTE Teachers](#) *** : 34.8

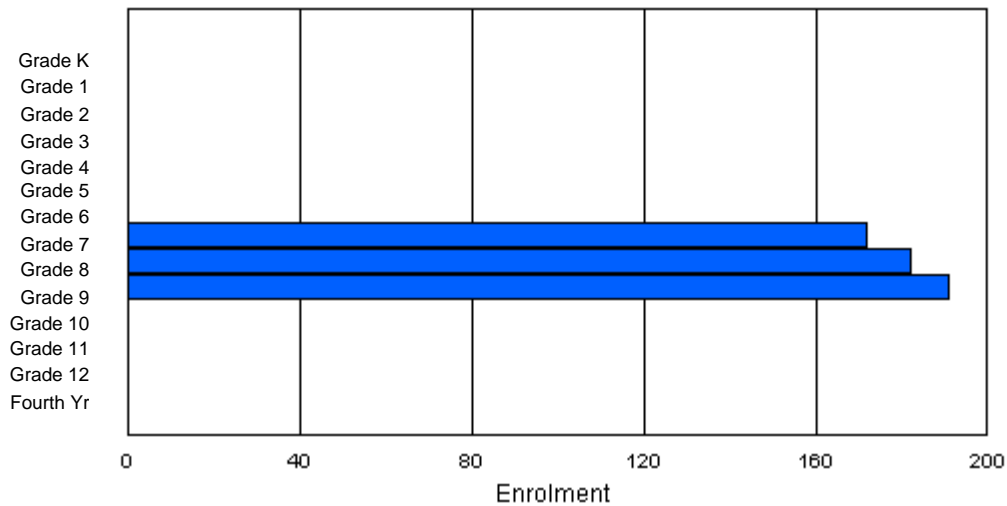
Enrolment By Age and Gender

Gender	Age																Total
	5	6	7	8	9	10	11	12	13	14	15	16	17	18	19	20>	
Male	0	0	0	0	0	0	1	88	86	98	8	0	0	0	0	0	281
Female	0	0	0	0	0	0	0	72	97	89	6	0	0	0	0	0	264
Total	0	0	0	0	0	0	1	160	183	187	14	0	0	0	0	0	545

Enrolment By Grade and Gender

Gender	Grade														Total
	K	1	2	3	4	5	6	7	8	9	10	11	12	4th	
Male	0	0	0	0	0	0	0	95	85	101	0	0	0	0	281
Female	0	0	0	0	0	0	0	77	97	90	0	0	0	0	264
Total	0	0	0	0	0	0	0	172	182	191	0	0	0	0	545

Enrolment By Grade
For 343



* Data from the 2007-2008 AGR(Enrolment/Age as of the last day in Sept./Dec.)

** Newfoundland Statistics Classification System

*** May include itinerant teachers

District 4 - Eastern

#345 - Mary Queen of Peace Elementary, St. John's

Classification: Urban Community/Avalon Region**
Offers Distance Education: Yes

Grades: K-6

Number of Grades: 7

[School FTE PTR : 16.0](#)

[District FTE PTR : 13.5](#)

[Provincial FTE PTR : 12.7](#)

[FTE Teachers](#) *** : 42.5

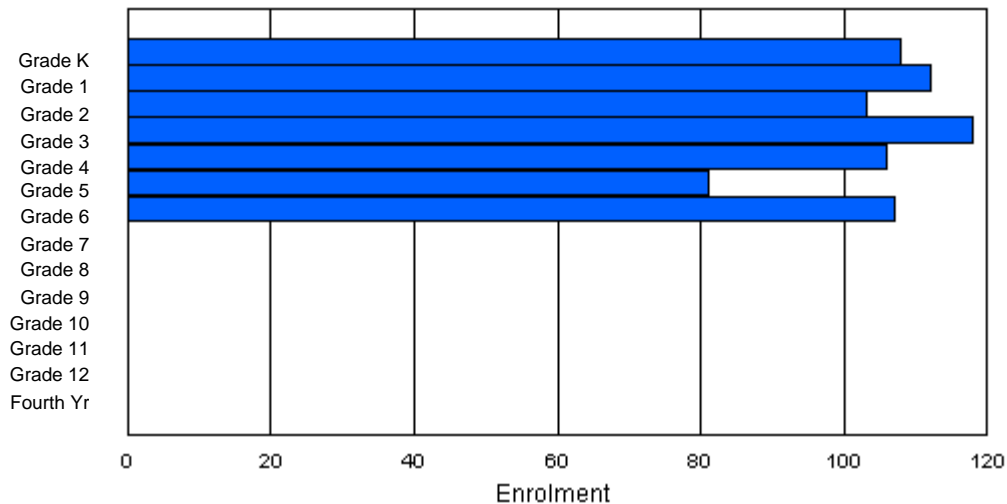
Enrolment By Age and Gender

Gender	Age																Total
	5	6	7	8	9	10	11	12	13	14	15	16	17	18	19	20>	
Male	44	52	58	50	58	38	39	1	1	0	0	0	0	0	0	0	341
Female	60	63	42	71	45	49	61	3	0	0	0	0	0	0	0	0	394
Total	104	115	100	121	103	87	100	4	1	0	0	0	0	0	0	0	735

Enrolment By Grade and Gender

Gender	Grade														Total
	K	1	2	3	4	5	6	7	8	9	10	11	12	4th	
Male	47	49	62	47	59	35	42	0	0	0	0	0	0	0	341
Female	61	63	41	71	47	46	65	0	0	0	0	0	0	0	394
Total	108	112	103	118	106	81	107	0	0	0	0	0	0	0	735

Enrolment By Grade
For 345



* Data from the 2007-2008 AGR(Enrolment/Age as of the last day in Sept./Dec.)

** Newfoundland Statistics Classification System

*** May include itinerant teachers

District 4 - Eastern

#347 - Prince of Wales Collegiate, St. John's

Classification: Urban Community/Avalon Region**
Offers Distance Education: No

Grades: 10-12

Number of Grades: 3

[School FTE PTR : 18.5](#)

[District FTE PTR : 13.5](#)

[Provincial FTE PTR : 12.7](#)

[FTE Teachers](#) *** : 44.5

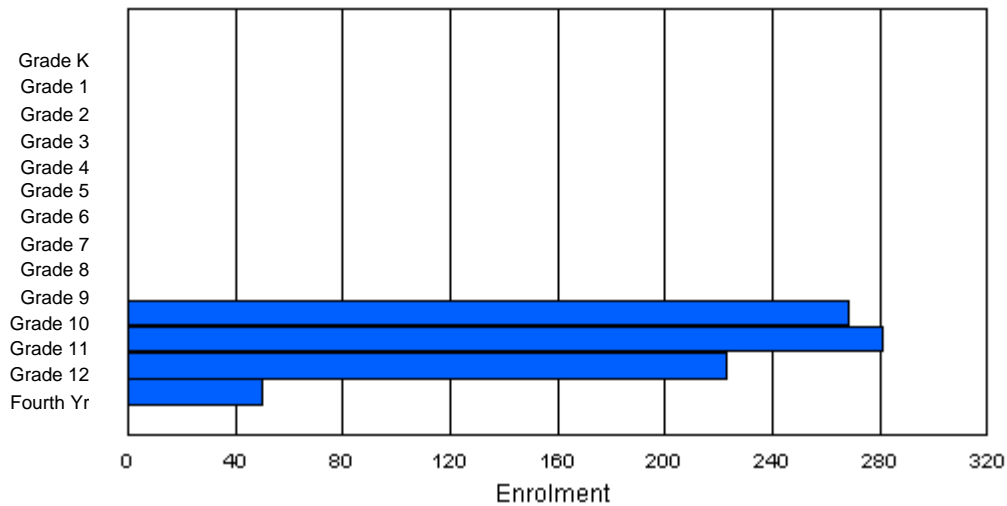
Enrolment By Age and Gender

Gender	Age																	Total
	5	6	7	8	9	10	11	12	13	14	15	16	17	18	19	20>		
Male	0	0	0	0	0	0	0	0	0	0	101	133	114	43	13	2	406	
Female	0	0	0	0	0	0	0	0	0	0	126	133	113	39	4	1	416	
Total	0	0	0	0	0	0	0	0	0	0	227	266	227	82	17	3	822	

Enrolment By Grade and Gender

Gender	Grade															Total
	K	1	2	3	4	5	6	7	8	9	10	11	12	4th		
Male	0	0	0	0	0	0	0	0	0	0	131	133	113	29	406	
Female	0	0	0	0	0	0	0	0	0	0	137	148	110	21	416	
Total	0	0	0	0	0	0	0	0	0	0	268	281	223	50	822	

Enrolment By Grade
For 347



* Data from the 2007-2008 AGR(Enrolment/Age as of the last day in Sept./Dec.)

** Newfoundland Statistics Classification System

*** May include itinerant teachers

District 4 - Eastern

#348 - Roncalli Elementary, St. John's

Classification: Urban Community/Avalon Region**
Offers Distance Education: No

Grades: K-6

Number of Grades: 7

[School FTE PTR : 15.0](#)

[District FTE PTR : 13.5](#)

[Provincial FTE PTR : 12.7](#)

[FTE Teachers](#) *** : 14.8

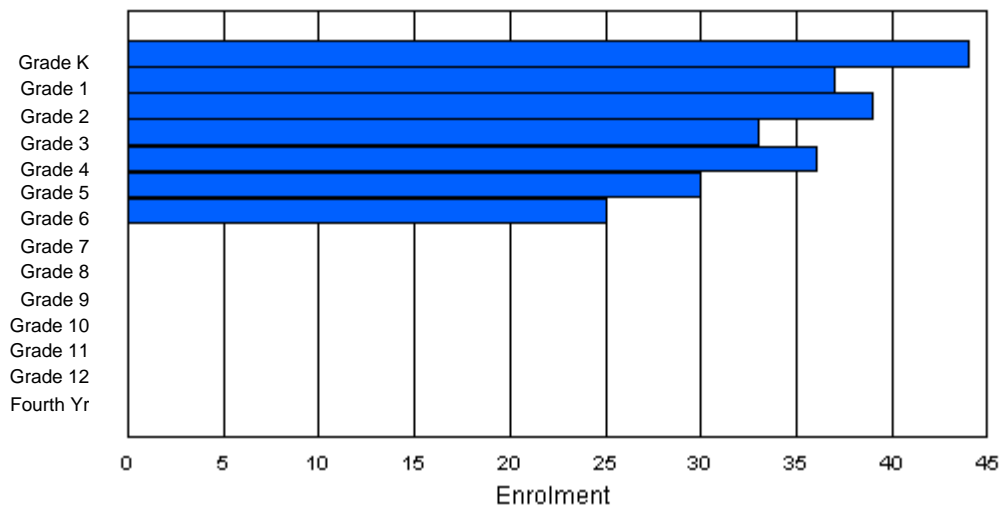
Enrolment By Age and Gender

Gender	Age																Total
	5	6	7	8	9	10	11	12	13	14	15	16	17	18	19	20>	
Male	20	25	26	18	20	14	11	0	0	0	0	0	0	0	0	0	134
Female	22	14	13	13	17	16	15	0	0	0	0	0	0	0	0	0	110
Total	42	39	39	31	37	30	26	0	0	0	0	0	0	0	0	0	244

Enrolment By Grade and Gender

Gender	Grade														Total
	K	1	2	3	4	5	6	7	8	9	10	11	12	4th	
Male	22	23	26	19	20	14	10	0	0	0	0	0	0	0	134
Female	22	14	13	14	16	16	15	0	0	0	0	0	0	0	110
Total	44	37	39	33	36	30	25	0	0	0	0	0	0	0	244

Enrolment By Grade
For 348



* Data from the 2007-2008 AGR(Enrolment/Age as of the last day in Sept./Dec.)

** Newfoundland Statistics Classification System

*** May include itinerant teachers

District 4 - Eastern

#349 - St. Andrew's Elementary, St. John's

Classification: Urban Community/Avalon Region**
Offers Distance Education: No

Grades: K-6

Number of Grades: 7

[School FTE PTR : 10.4](#)

[District FTE PTR : 13.5](#)

[Provincial FTE PTR : 12.7](#)

[FTE Teachers](#) *** : 21.4

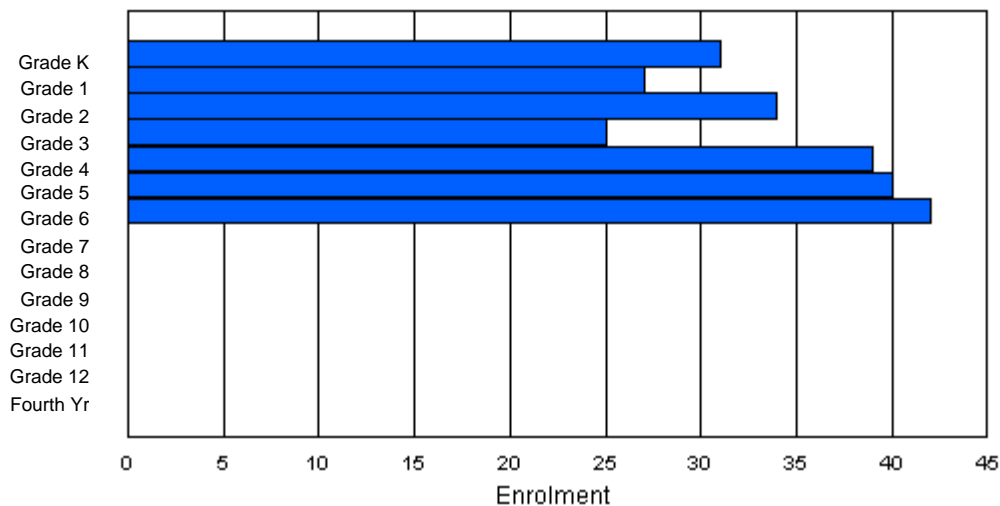
Enrolment By Age and Gender

Gender	Age																Total
	5	6	7	8	9	10	11	12	13	14	15	16	17	18	19	20>	
Male	18	17	18	23	17	24	19	4	0	0	0	0	0	0	0	0	140
Female	10	12	12	6	18	14	22	3	1	0	0	0	0	0	0	0	98
Total	28	29	30	29	35	38	41	7	1	0	0	0	0	0	0	0	238

Enrolment By Grade and Gender

Gender	Grade														Total
	K	1	2	3	4	5	6	7	8	9	10	11	12	4th	
Male	21	13	21	19	20	25	21	0	0	0	0	0	0	0	140
Female	10	14	13	6	19	15	21	0	0	0	0	0	0	0	98
Total	31	27	34	25	39	40	42	0	0	0	0	0	0	0	238

Enrolment By Grade
For 349



* Data from the 2007-2008 AGR(Enrolment/Age as of the last day in Sept./Dec.)

** Newfoundland Statistics Classification System

*** May include itinerant teachers

District 4 - Eastern

#350 - St. John Bosco School, St. John's

Classification: Urban Community/Avalon Region**
Offers Distance Education: No

Grades: K-9

Number of Grades: 10

[School FTE PTR : 10.5](#)

[District FTE PTR : 13.5](#)

[Provincial FTE PTR : 12.7](#)

[FTE Teachers](#) *** : 21.0

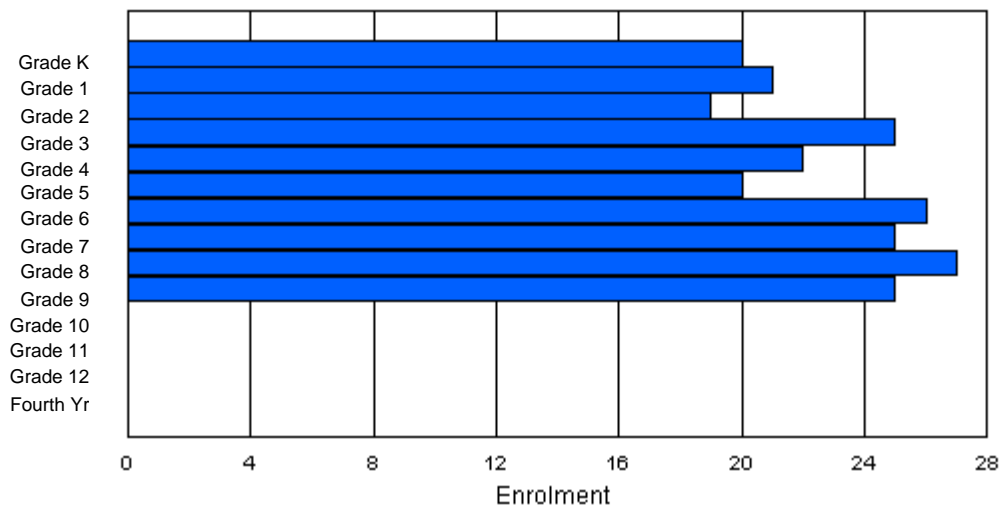
Enrolment By Age and Gender

Gender	Age																Total
	5	6	7	8	9	10	11	12	13	14	15	16	17	18	19	20>	
Male	9	14	15	13	12	11	16	10	15	17	3	0	0	0	0	0	135
Female	11	6	5	11	10	8	9	15	10	9	1	0	0	0	0	0	95
Total	20	20	20	24	22	19	25	25	25	26	4	0	0	0	0	0	230

Enrolment By Grade and Gender

Gender	Grade														Total
	K	1	2	3	4	5	6	7	8	9	10	11	12	4th	
Male	9	15	14	14	12	11	17	10	16	17	0	0	0	0	135
Female	11	6	5	11	10	9	9	15	11	8	0	0	0	0	95
Total	20	21	19	25	22	20	26	25	27	25	0	0	0	0	230

Enrolment By Grade
For 350



* Data from the 2007-2008 AGR(Enrolment/Age as of the last day in Sept./Dec.)

** Newfoundland Statistics Classification System

*** May include itinerant teachers

District 4 - Eastern

#353 - St. Kevin's Junior High, St. John's (Goulds)

Classification: Urban Community/Avalon Region**
Offers Distance Education: No

Grades: 7-9 Number of Grades: 3

[School FTE PTR : 15.5](#)
[District FTE PTR : 13.5](#)
[Provincial FTE PTR : 12.7](#)

[FTE Teachers](#) *** : 21.8

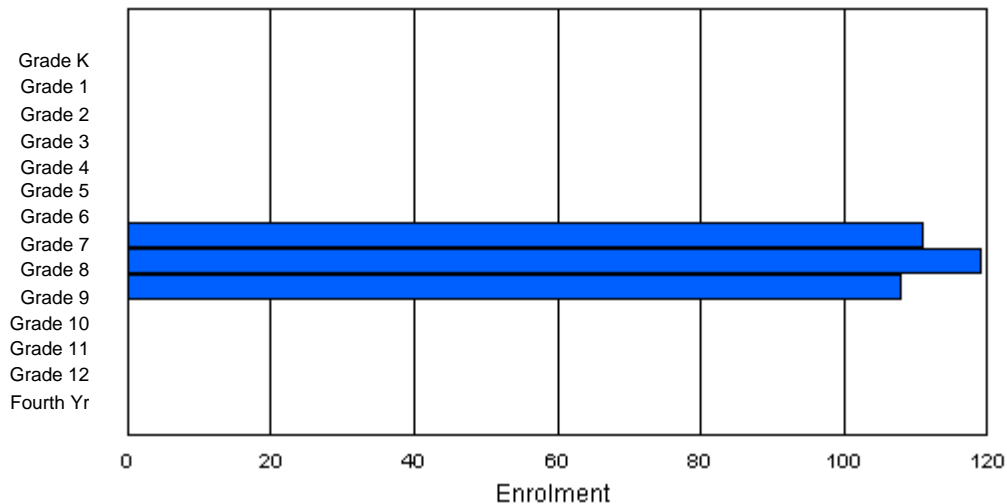
Enrolment By Age and Gender

Gender	Age																	Total
	5	6	7	8	9	10	11	12	13	14	15	16	17	18	19	20>		
Male	0	0	0	0	0	0	0	44	49	55	13	1	0	0	0	0	162	
Female	0	0	0	0	0	0	0	59	57	57	2	0	1	0	0	0	176	
Total	0	0	0	0	0	0	0	103	106	112	15	1	1	0	0	0	338	

Enrolment By Grade and Gender

Gender	Grade															Total
	K	1	2	3	4	5	6	7	8	9	10	11	12	4th		
Male	0	0	0	0	0	0	0	51	56	55	0	0	0	0	162	
Female	0	0	0	0	0	0	0	60	63	53	0	0	0	0	176	
Total	0	0	0	0	0	0	0	111	119	108	0	0	0	0	338	

Enrolment By Grade
For 353



* Data from the 2007-2008 AGR(Enrolment/Age as of the last day in Sept./Dec.)

** Newfoundland Statistics Classification System

*** May include itinerant teachers

District 4 - Eastern

#354 - St. Kevin's High, St. John's (Goulds)

Classification: Urban Community/Avalon Region**
Offers Distance Education: No

Grades: 10-12

Number of Grades: 3

[School FTE PTR : 15.8](#)

[District FTE PTR : 13.5](#)

[Provincial FTE PTR : 12.7](#)

[FTE Teachers](#) *** : 24.0

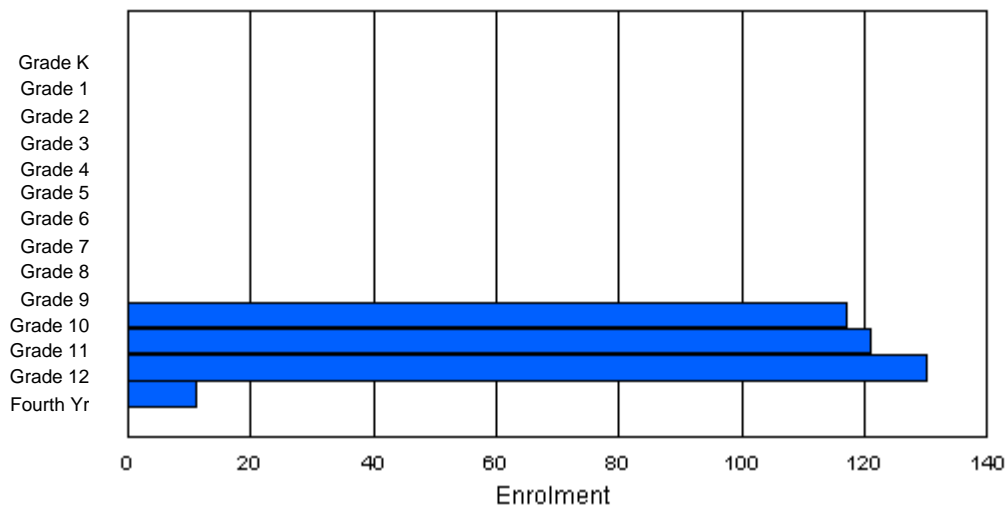
Enrolment By Age and Gender

Gender	Age																	Total
	5	6	7	8	9	10	11	12	13	14	15	16	17	18	19	20>		
Male	0	0	0	0	0	0	0	0	0	0	46	63	66	14	4	0	193	
Female	0	0	0	0	0	1	0	0	0	0	51	58	66	10	0	0	186	
Total	0	0	0	0	0	1	0	0	0	0	97	121	132	24	4	0	379	

Enrolment By Grade and Gender

Gender	Grade															Total
	K	1	2	3	4	5	6	7	8	9	10	11	12	4th		
Male	0	0	0	0	0	0	0	0	0	0	60	65	61	7	193	
Female	0	0	0	0	0	0	0	0	0	0	57	56	69	4	186	
Total	0	0	0	0	0	0	0	0	0	0	117	121	130	11	379	

Enrolment By Grade
For 354



* Data from the 2007-2008 AGR(Enrolment/Age as of the last day in Sept./Dec.)

** Newfoundland Statistics Classification System

*** May include itinerant teachers

District 4 - Eastern

#355 - St. Mary's Elementary, St. John's

Classification: Urban Community/Avalon Region**
Offers Distance Education: No

Grades: K-6

Number of Grades: 7

[School FTE PTR : 12.9](#)

[District FTE PTR : 13.5](#)

[Provincial FTE PTR : 12.7](#)

[FTE Teachers](#) *** : 13.3

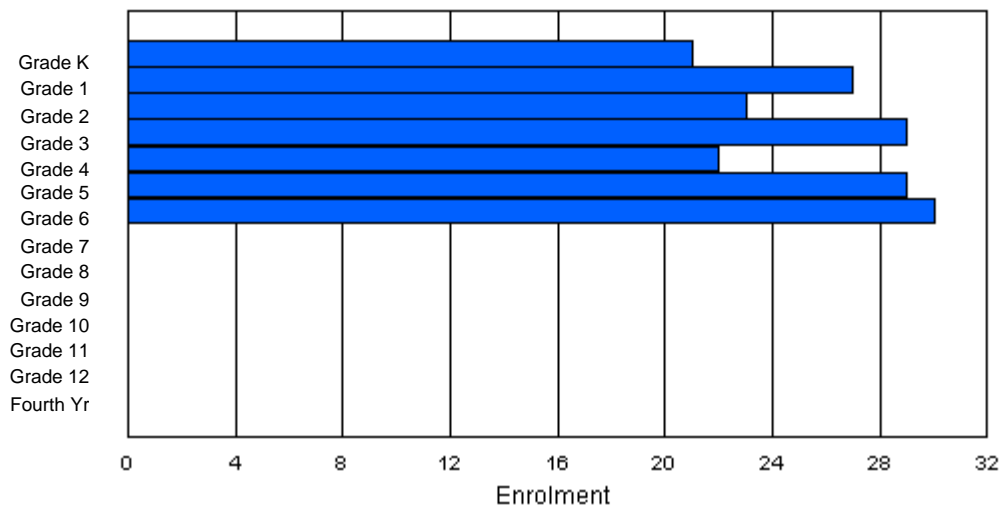
Enrolment By Age and Gender

Gender	Age																Total
	5	6	7	8	9	10	11	12	13	14	15	16	17	18	19	20>	
Male	15	14	10	17	7	20	10	1	0	0	0	0	0	0	0	0	94
Female	6	12	12	12	12	14	18	1	0	0	0	0	0	0	0	0	87
Total	21	26	22	29	19	34	28	2	0	0	0	0	0	0	0	0	181

Enrolment By Grade and Gender

Gender	Grade														Total
	K	1	2	3	4	5	6	7	8	9	10	11	12	4th	
Male	15	15	9	18	10	16	11	0	0	0	0	0	0	0	94
Female	6	12	14	11	12	13	19	0	0	0	0	0	0	0	87
Total	21	27	23	29	22	29	30	0	0	0	0	0	0	0	181

Enrolment By Grade
For 355



* Data from the 2007-2008 AGR(Enrolment/Age as of the last day in Sept./Dec.)

** Newfoundland Statistics Classification System

*** May include itinerant teachers

District 4 - Eastern

#356 - St. Matthews Elementary, St. John's

Classification: Urban Community/Avalon Region**
Offers Distance Education: No

Grades: K-6 Number of Grades: 7

[School FTE PTR : 13.5](#)
[District FTE PTR : 13.5](#)
[Provincial FTE PTR : 12.7](#)

[FTE Teachers](#) *** : 29.3

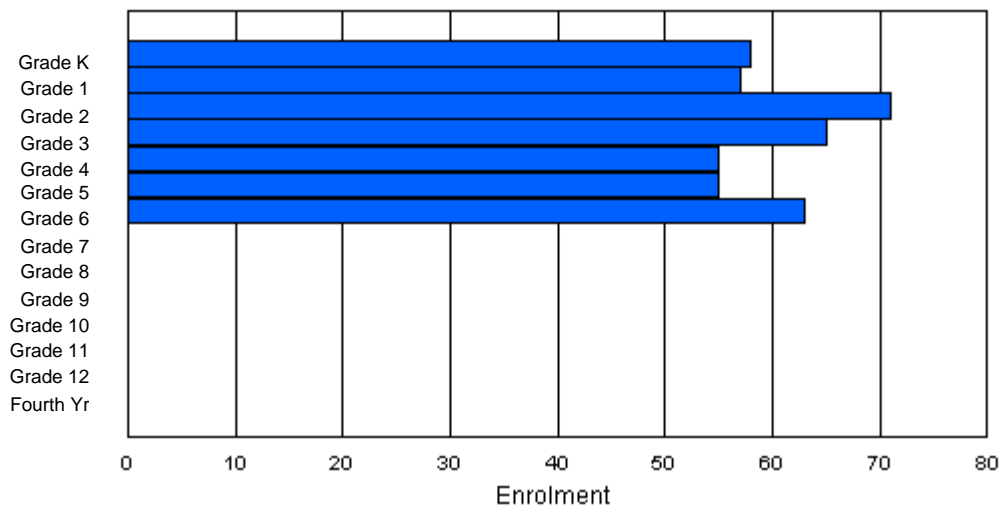
Enrolment By Age and Gender

Gender	Age																Total
	5	6	7	8	9	10	11	12	13	14	15	16	17	18	19	20>	
Male	27	21	44	24	31	34	24	4	1	0	0	0	0	1	0	0	211
Female	28	36	30	38	26	21	31	0	0	0	0	0	0	0	1	2	213
Total	55	57	74	62	57	55	55	4	1	0	0	0	0	1	1	2	424

Enrolment By Grade and Gender

Gender	Grade														Total
	K	1	2	3	4	5	6	7	8	9	10	11	12	4th	
Male	29	22	41	25	31	32	31	0	0	0	0	0	0	0	211
Female	29	35	30	40	24	23	32	0	0	0	0	0	0	0	213
Total	58	57	71	65	55	55	63	0	0	0	0	0	0	0	424

Enrolment By Grade
For 356



* Data from the 2007-2008 AGR(Enrolment/Age as of the last day in Sept./Dec.)

** Newfoundland Statistics Classification System

*** May include itinerant teachers

District 4 - Eastern

#359 - St. Paul's Junior High, St. John's

Classification: Urban Community/Avalon Region**
Offers Distance Education: No

Grades: 7-9

Number of Grades: 3

[School FTE PTR : 16.2](#)

[District FTE PTR : 13.5](#)

[Provincial FTE PTR : 12.7](#)

[FTE Teachers](#) *** : 29.3

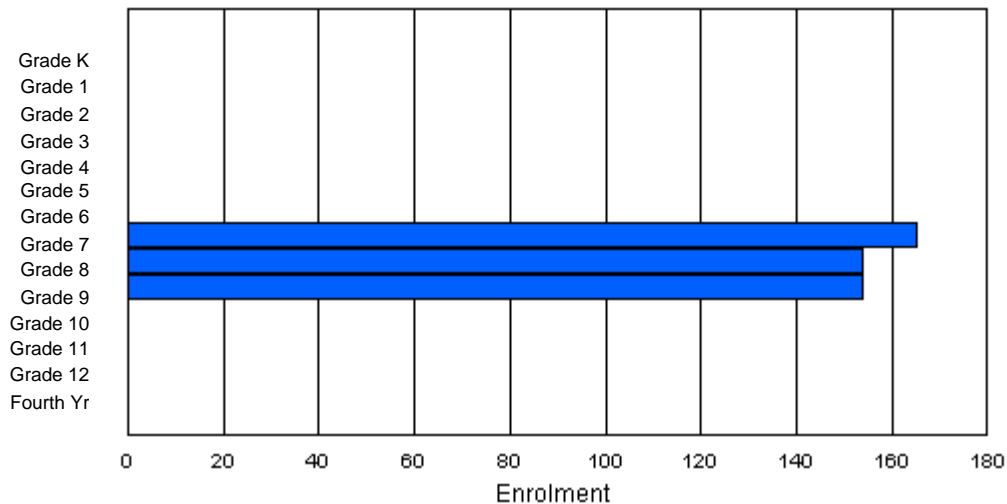
Enrolment By Age and Gender

Gender	Age																	Total
	5	6	7	8	9	10	11	12	13	14	15	16	17	18	19	20>		
Male	0	0	0	0	0	0	1	83	88	69	10	1	0	0	0	0	252	
Female	0	0	0	0	0	0	0	72	77	66	5	1	0	0	0	0	221	
Total	0	0	0	0	0	0	1	155	165	135	15	2	0	0	0	0	473	

Enrolment By Grade and Gender

Gender	Grade															Total
	K	1	2	3	4	5	6	7	8	9	10	11	12	4th		
Male	0	0	0	0	0	0	0	89	86	77	0	0	0	0	252	
Female	0	0	0	0	0	0	0	76	68	77	0	0	0	0	221	
Total	0	0	0	0	0	0	0	165	154	154	0	0	0	0	473	

Enrolment By Grade
For 359



* Data from the 2007-2008 AGR(Enrolment/Age as of the last day in Sept./Dec.)

** Newfoundland Statistics Classification System

*** May include itinerant teachers

District 4 - Eastern

#360 - Rennie's River Elementary School, St. John's

Classification: Urban Community/Avalon Region**
Offers Distance Education: No

Grades: K-6

Number of Grades: 7

[School FTE PTR : 13.4](#)

[District FTE PTR : 13.5](#)

[Provincial FTE PTR : 12.7](#)

[FTE Teachers](#) *** : 20.5

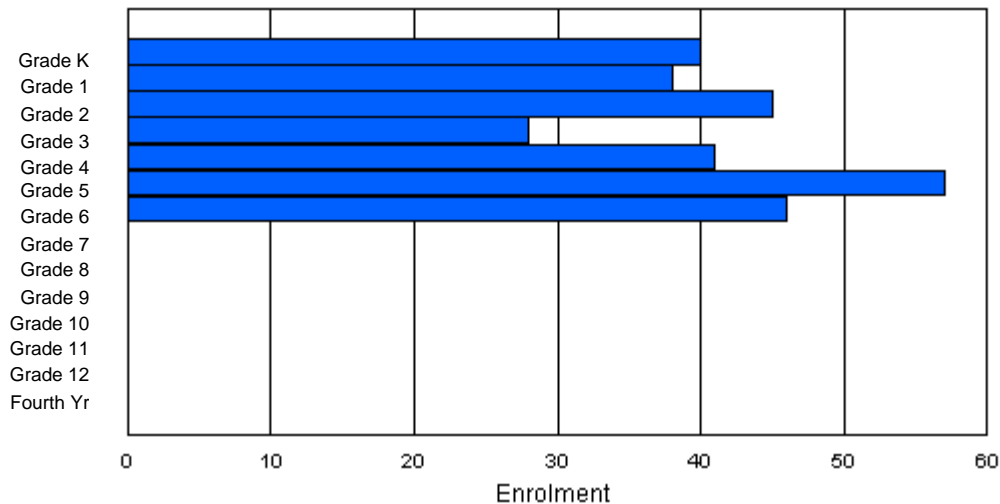
Enrolment By Age and Gender

Gender	Age																Total
	5	6	7	8	9	10	11	12	13	14	15	16	17	18	19	20>	
Male	25	23	22	18	20	32	27	4	0	0	0	0	0	0	0	0	171
Female	13	17	20	11	20	24	19	0	0	0	0	0	0	0	0	0	124
Total	38	40	42	29	40	56	46	4	0	0	0	0	0	0	0	0	295

Enrolment By Grade and Gender

Gender	Grade														Total
	K	1	2	3	4	5	6	7	8	9	10	11	12	4th	
Male	27	21	25	17	20	34	27	0	0	0	0	0	0	0	171
Female	13	17	20	11	21	23	19	0	0	0	0	0	0	0	124
Total	40	38	45	28	41	57	46	0	0	0	0	0	0	0	295

Enrolment By Grade
For 360



* Data from the 2007-2008 AGR(Enrolment/Age as of the last day in Sept./Dec.)

** Newfoundland Statistics Classification System

*** May include itinerant teachers

District 4 - Eastern

#362 - St. Teresa's School/Ecole Ste-Thérèse, St. John's

Classification: Urban Community/Avalon Region**
Offers Distance Education: No

Grades: K-6

Number of Grades: 7

[School FTE PTR : 13.6](#)

[District FTE PTR : 13.5](#)

[Provincial FTE PTR : 12.7](#)

[FTE Teachers](#) *** : 32.2

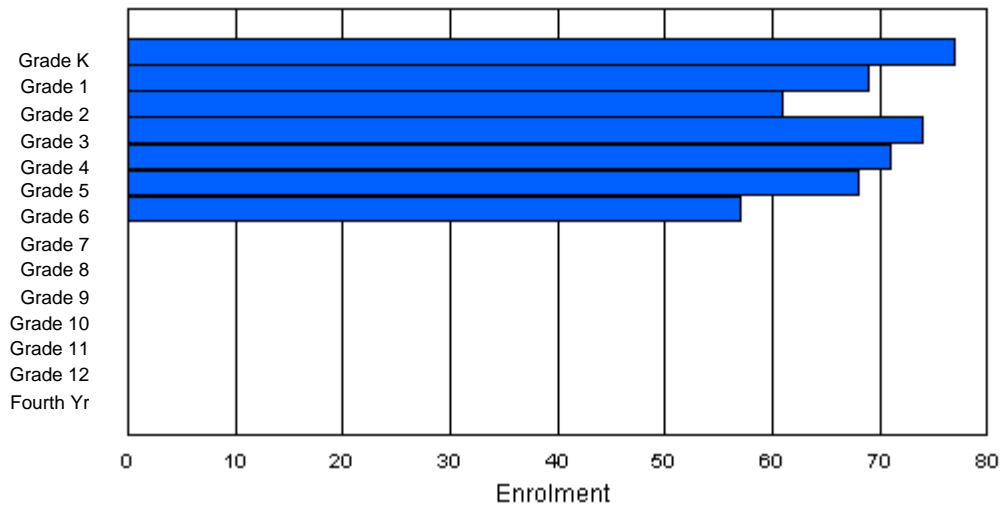
Enrolment By Age and Gender

Gender	Age																	Total
	5	6	7	8	9	10	11	12	13	14	15	16	17	18	19	20>		
Male	33	36	35	39	31	30	31	5	0	0	0	0	0	0	0	0	240	
Female	44	29	25	38	39	37	23	2	0	0	0	0	0	0	0	0	237	
Total	77	65	60	77	70	67	54	7	0	0	0	0	0	0	0	0	477	

Enrolment By Grade and Gender

Gender	Grade															Total
	K	1	2	3	4	5	6	7	8	9	10	11	12	4th		
Male	34	39	34	36	34	30	33	0	0	0	0	0	0	0	240	
Female	43	30	27	38	37	38	24	0	0	0	0	0	0	0	237	
Total	77	69	61	74	71	68	57	0	0	0	0	0	0	0	477	

Enrolment By Grade
For 362



* Data from the 2007-2008 AGR(Enrolment/Age as of the last day in Sept./Dec.)

** Newfoundland Statistics Classification System

*** May include itinerant teachers

District 4 - Eastern

#363 - Vanier Elementary, St. John's

Classification: Urban Community/Avalon Region**
Offers Distance Education: No

Grades: K-6

Number of Grades: 7

[School FTE PTR : 13.4](#)

[District FTE PTR : 13.5](#)

[Provincial FTE PTR : 12.7](#)

[FTE Teachers](#) *** : 23.3

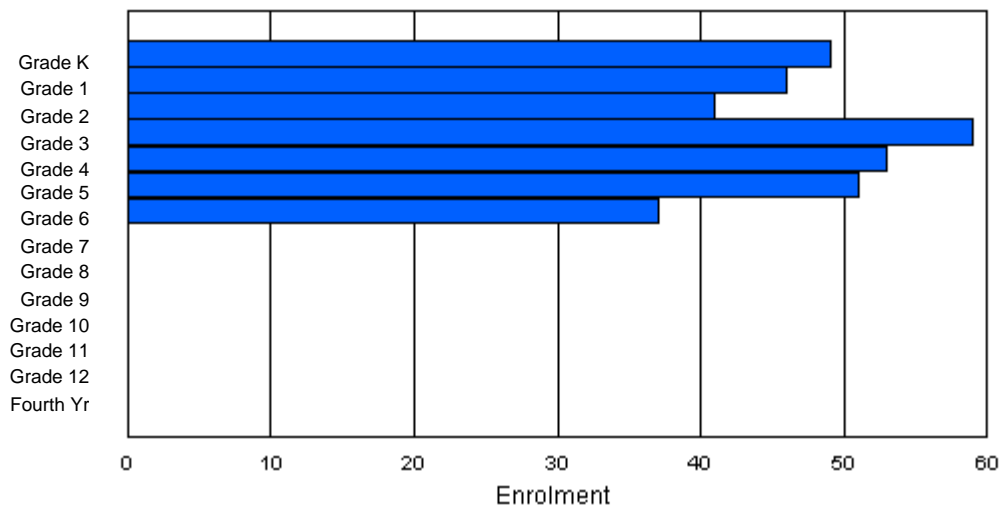
Enrolment By Age and Gender

Gender	Age																Total
	5	6	7	8	9	10	11	12	13	14	15	16	17	18	19	20>	
Male	24	29	18	26	20	25	19	4	0	0	0	0	0	0	0	0	165
Female	24	17	22	36	29	28	15	0	0	0	0	0	0	0	0	0	171
Total	48	46	40	62	49	53	34	4	0	0	0	0	0	0	0	0	336

Enrolment By Grade and Gender

Gender	Grade														Total
	K	1	2	3	4	5	6	7	8	9	10	11	12	4th	
Male	25	29	18	24	23	23	23	0	0	0	0	0	0	0	165
Female	24	17	23	35	30	28	14	0	0	0	0	0	0	0	171
Total	49	46	41	59	53	51	37	0	0	0	0	0	0	0	336

Enrolment By Grade
For 363



* Data from the 2007-2008 AGR(Enrolment/Age as of the last day in Sept./Dec.)

** Newfoundland Statistics Classification System

*** May include itinerant teachers

District 4 - Eastern

#364 - Virginia Park Elementary, St. John's

Classification: Urban Community/Avalon Region**
Offers Distance Education: No

Grades: K-6

Number of Grades: 7

[School FTE PTR : 10.3](#)

[District FTE PTR : 13.5](#)

[Provincial FTE PTR : 12.7](#)

[FTE Teachers](#) *** : 19.6

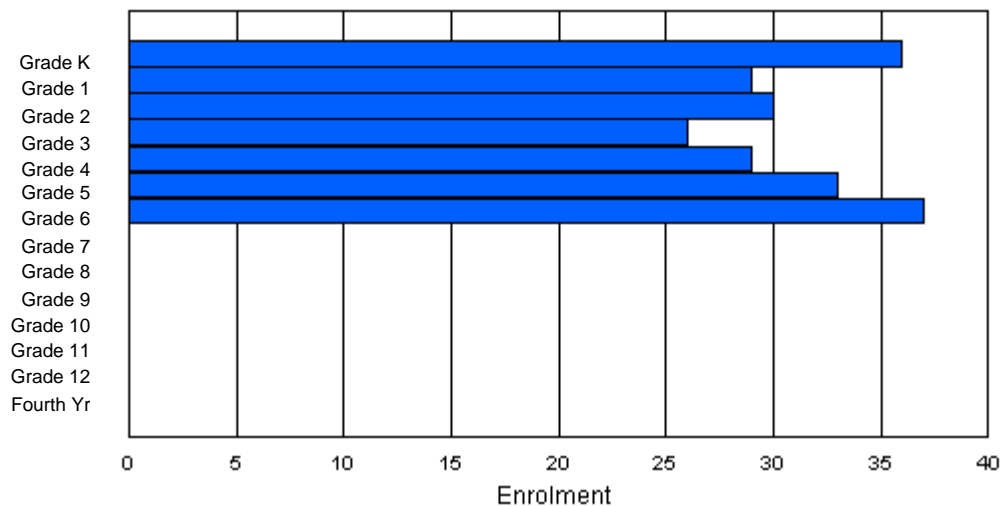
Enrolment By Age and Gender

Gender	Age																Total
	5	6	7	8	9	10	11	12	13	14	15	16	17	18	19	20>	
Male	21	10	14	11	16	17	19	0	0	0	0	0	0	0	0	0	108
Female	14	20	16	15	13	16	18	0	0	0	0	0	0	0	0	0	112
Total	35	30	30	26	29	33	37	0	0	0	0	0	0	0	0	220	

Enrolment By Grade and Gender

Gender	Grade														Total
	K	1	2	3	4	5	6	7	8	9	10	11	12	4th	
Male	22	9	14	11	16	17	19	0	0	0	0	0	0	0	108
Female	14	20	16	15	13	16	18	0	0	0	0	0	0	0	112
Total	36	29	30	26	29	33	37	0	0	0	0	0	0	220	

Enrolment By Grade
For 364



* Data from the 2007-2008 AGR(Enrolment/Age as of the last day in Sept./Dec.)

** Newfoundland Statistics Classification System

*** May include itinerant teachers

District 4 - Eastern

#366 - Topsail Elementary, Conception Bay South (Topsail)

Classification: Urban Community/Avalon Region**
Offers Distance Education: No

Grades: K-4 Number of Grades: 5

[School FTE PTR : 14.5](#)
[District FTE PTR : 13.5](#)
[Provincial FTE PTR : 12.7](#)

[FTE Teachers](#) *** : 32.0

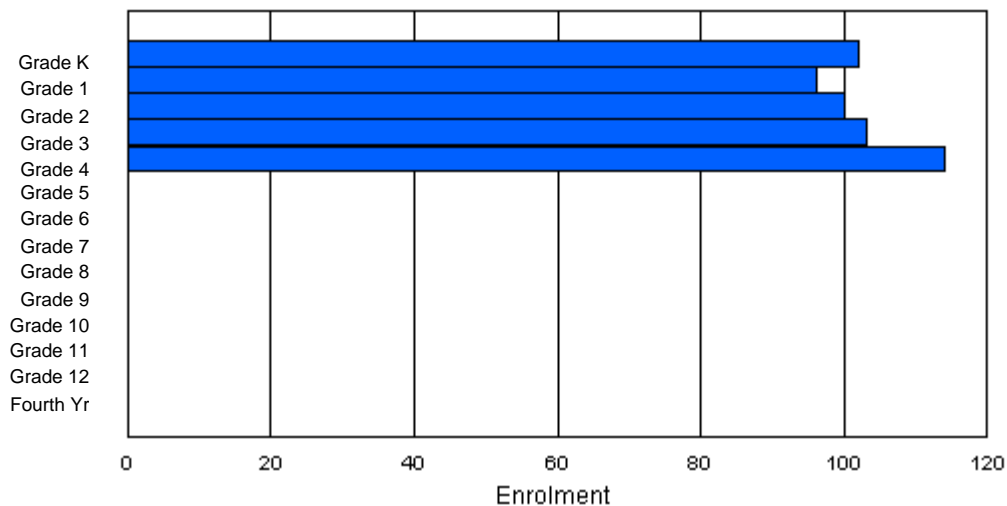
Enrolment By Age and Gender

Gender	Age																Total
	5	6	7	8	9	10	11	12	13	14	15	16	17	18	19	20>	
Male	43	43	51	52	54	3	0	0	0	0	0	0	0	0	0	0	246
Female	58	54	48	50	58	1	0	0	0	0	0	0	0	0	0	0	269
Total	101	97	99	102	112	4	0	0	0	0	0	0	0	0	0	0	515

Enrolment By Grade and Gender

Gender	Grade														Total
	K	1	2	3	4	5	6	7	8	9	10	11	12	4th	
Male	43	43	52	53	55	0	0	0	0	0	0	0	0	0	246
Female	59	53	48	50	59	0	0	0	0	0	0	0	0	0	269
Total	102	96	100	103	114	0	0	0	0	0	0	0	0	0	515

Enrolment By Grade
For 366



* Data from the 2007-2008 AGR(Enrolment/Age as of the last day in Sept./Dec.)

** Newfoundland Statistics Classification System

*** May include itinerant teachers

District 4 - Eastern

#367 - Holy Trinity Elementary, Torbay

Classification: Urban Community/Avalon Region**
Offers Distance Education: No

Grades: K-6

Number of Grades: 7

[School FTE PTR : 14.4](#)

[District FTE PTR : 13.5](#)

[Provincial FTE PTR : 12.7](#)

[FTE Teachers](#) *** : 34.5

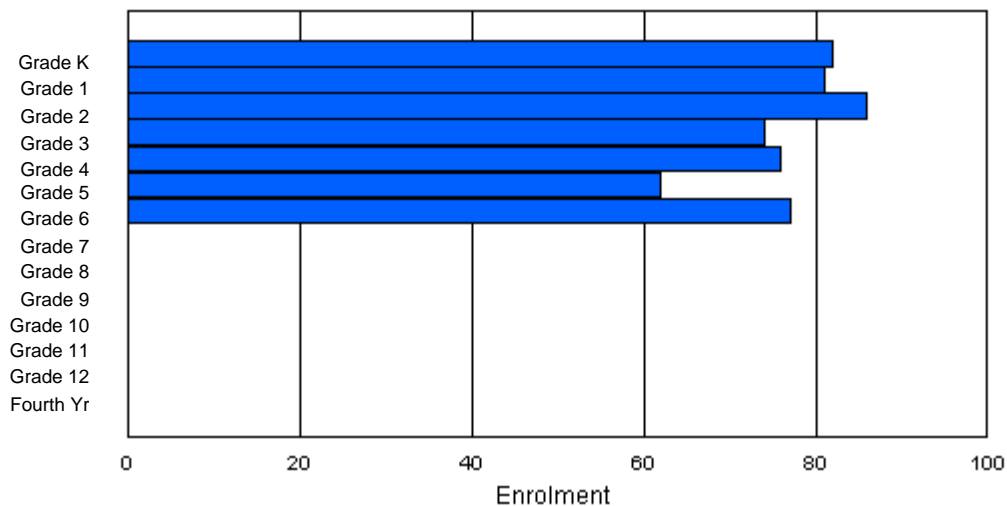
Enrolment By Age and Gender

Gender	Age																Total
	5	6	7	8	9	10	11	12	13	14	15	16	17	18	19	20>	
Male	35	40	43	40	40	33	42	1	0	0	0	0	0	0	0	0	274
Female	45	41	43	36	33	28	35	3	0	0	0	0	0	0	0	0	264
Total	80	81	86	76	73	61	77	4	0	0	0	0	0	0	0	0	538

Enrolment By Grade and Gender

Gender	Grade														Total	
	K	1	2	3	4	5	6	7	8	9	10	11	12	4th		
Male	36	40	44	39	40	36	39	0	0	0	0	0	0	0	0	274
Female	46	41	42	35	36	26	38	0	0	0	0	0	0	0	0	264
Total	82	81	86	74	76	62	77	0	0	0	0	0	0	0	0	538

Enrolment By Grade
For 367



* Data from the 2007-2008 AGR(Enrolment/Age as of the last day in Sept./Dec.)

** Newfoundland Statistics Classification System

*** May include itinerant teachers

District 4 - Eastern

#368 - Holy Trinity High, Torbay

Classification: Urban Community/Avalon Region**
Offers Distance Education: No

Grades: 7-12

Number of Grades: 6

[School FTE PTR : 16.9](#)

[District FTE PTR : 13.5](#)

[Provincial FTE PTR : 12.7](#)

[FTE Teachers](#) *** : 43.3

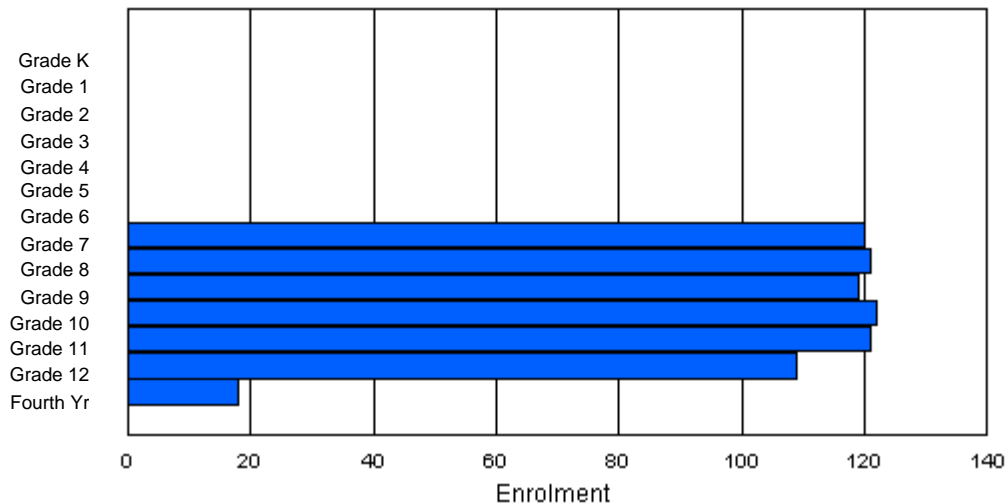
Enrolment By Age and Gender

Gender	Age																	Total
	5	6	7	8	9	10	11	12	13	14	15	16	17	18	19	20>		
Male	0	0	0	0	0	0	0	54	58	53	59	56	51	10	2	2	345	
Female	0	0	0	0	0	0	1	58	61	60	65	58	68	14	0	0	385	
Total	0	0	0	0	0	0	1	112	119	113	124	114	119	24	2	2	730	

Enrolment By Grade and Gender

Gender	Grade														Total
	K	1	2	3	4	5	6	7	8	9	10	11	12	4th	
Male	0	0	0	0	0	0	0	61	56	59	60	53	45	11	345
Female	0	0	0	0	0	0	0	59	65	60	62	68	64	7	385
Total	0	0	0	0	0	0	0	120	121	119	122	121	109	18	730

Enrolment By Grade
For 368



* Data from the 2007-2008 AGR(Enrolment/Age as of the last day in Sept./Dec.)

** Newfoundland Statistics Classification System

*** May include itinerant teachers

District 4 - Eastern

#370 - Stella Maris Academy, Trepassey

Classification: Rural Community/Avalon Region**
Offers Distance Education: Yes

Grades: K-12

Number of Grades: 13

[School FTE PTR : 8.1](#)

[District FTE PTR : 13.5](#)

[Provincial FTE PTR : 12.7](#)

[FTE Teachers](#) *** : 17.0

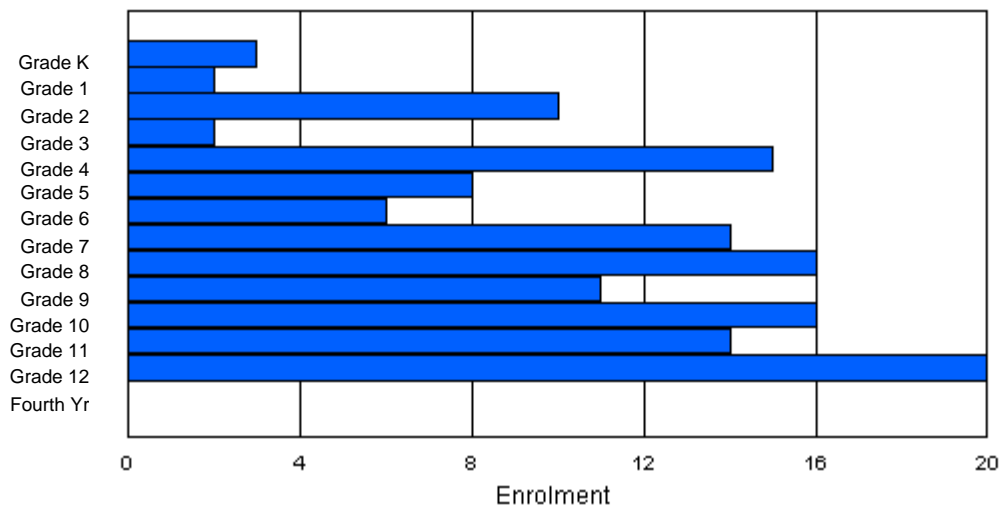
Enrolment By Age and Gender

Gender	Age																Total
	5	6	7	8	9	10	11	12	13	14	15	16	17	18	19	20>	
Male	1	1	9	1	4	3	3	9	9	5	7	7	9	3	0	0	71
Female	2	1	3	1	9	5	2	4	9	6	8	5	8	2	1	0	66
Total	3	2	12	2	13	8	5	13	18	11	15	12	17	5	1	0	137

Enrolment By Grade and Gender

Gender	K	Grade													Total
		1	2	3	4	5	6	7	8	9	10	11	12	4th	
Male	1	1	8	1	6	2	4	10	7	5	8	7	11	0	71
Female	2	1	2	1	9	6	2	4	9	6	8	7	9	0	66
Total	3	2	10	2	15	8	6	14	16	11	16	14	20	0	137

Enrolment By Grade
For 370



* Data from the 2007-2008 AGR(Enrolment/Age as of the last day in Sept./Dec.)

** Newfoundland Statistics Classification System

*** May include itinerant teachers

District 4 - Eastern

#371 - Upper Gullies Elementary, Conception Bay South (Upper Gull)

Classification: Urban Community/Avalon Region**
Offers Distance Education: No

Grades: K-6

Number of Grades: 7

[School FTE PTR : 16.4](#)

[District FTE PTR : 13.5](#)

[Provincial FTE PTR : 12.7](#)

[FTE Teachers](#) *** : 23.5

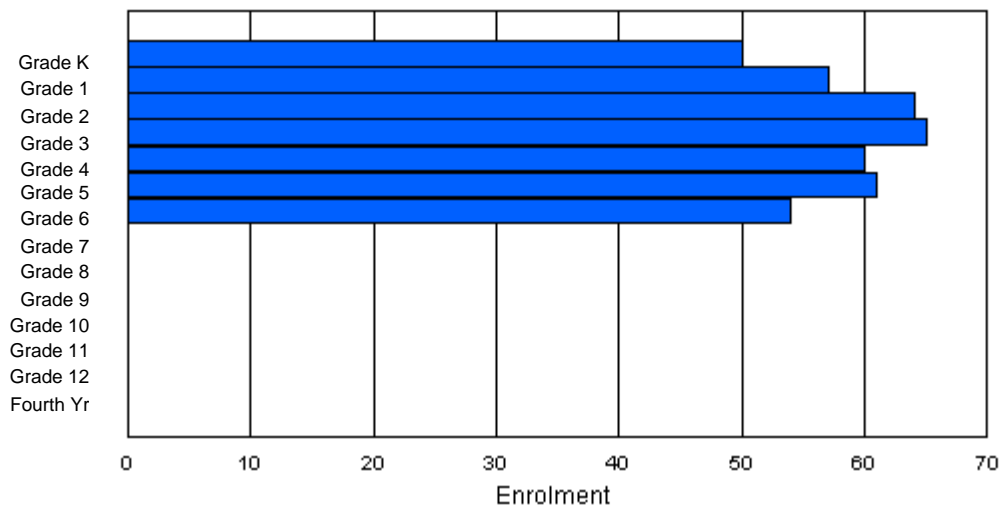
Enrolment By Age and Gender

Gender	Age																Total
	5	6	7	8	9	10	11	12	13	14	15	16	17	18	19	20>	
Male	23	35	34	39	38	27	38	1	0	0	0	0	0	0	0	0	235
Female	26	23	30	24	22	30	19	2	0	0	0	0	0	0	0	0	176
Total	49	58	64	63	60	57	57	3	0	0	0	0	0	0	0	0	411

Enrolment By Grade and Gender

Gender	Grade														Total
	K	1	2	3	4	5	6	7	8	9	10	11	12	4th	
Male	24	34	34	41	37	31	34	0	0	0	0	0	0	0	235
Female	26	23	30	24	23	30	20	0	0	0	0	0	0	0	176
Total	50	57	64	65	60	61	54	0	0	0	0	0	0	0	411

Enrolment By Grade
For 371



* Data from the 2007-2008 AGR(Enrolment/Age as of the last day in Sept./Dec.)

** Newfoundland Statistics Classification System

*** May include itinerant teachers

District 4 - Eastern

#372 - St. Bernard's Elementary, Witless Bay

Classification: Urban Community/Avalon Region**
Offers Distance Education: No

Grades: K-6

Number of Grades: 7

[School FTE PTR : 11.8](#)

[District FTE PTR : 13.5](#)

[Provincial FTE PTR : 12.7](#)

[FTE Teachers](#) *** : 17.9

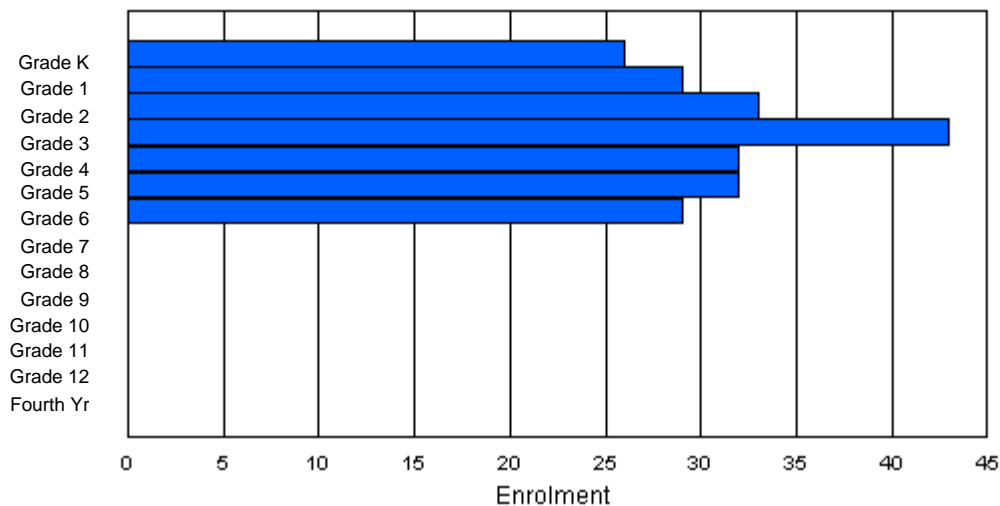
Enrolment By Age and Gender

Gender	Age																Total
	5	6	7	8	9	10	11	12	13	14	15	16	17	18	19	20>	
Male	12	12	16	26	15	14	16	1	0	0	0	0	0	0	0	0	112
Female	14	17	16	15	18	20	12	0	0	0	0	0	0	0	0	0	112
Total	26	29	32	41	33	34	28	1	0	0	0	0	0	0	0	0	224

Enrolment By Grade and Gender

Gender	Grade														Total
	K	1	2	3	4	5	6	7	8	9	10	11	12	4th	
Male	12	12	17	28	13	13	17	0	0	0	0	0	0	0	112
Female	14	17	16	15	19	19	12	0	0	0	0	0	0	0	112
Total	26	29	33	43	32	32	29	0	0	0	0	0	0	0	224

Enrolment By Grade
For 372



* Data from the 2007-2008 AGR(Enrolment/Age as of the last day in Sept./Dec.)

** Newfoundland Statistics Classification System

*** May include itinerant teachers

District 4 - Eastern

#427 - Holy Name of Mary Academy, Lawn

Classification: Rural Community/Southern Region**
Offers Distance Education: Yes

Grades: K-12

Number of Grades: 13

[School FTE PTR : 9.9](#)

[District FTE PTR : 13.5](#)

[Provincial FTE PTR : 12.7](#)

[FTE Teachers](#) *** : 13.0

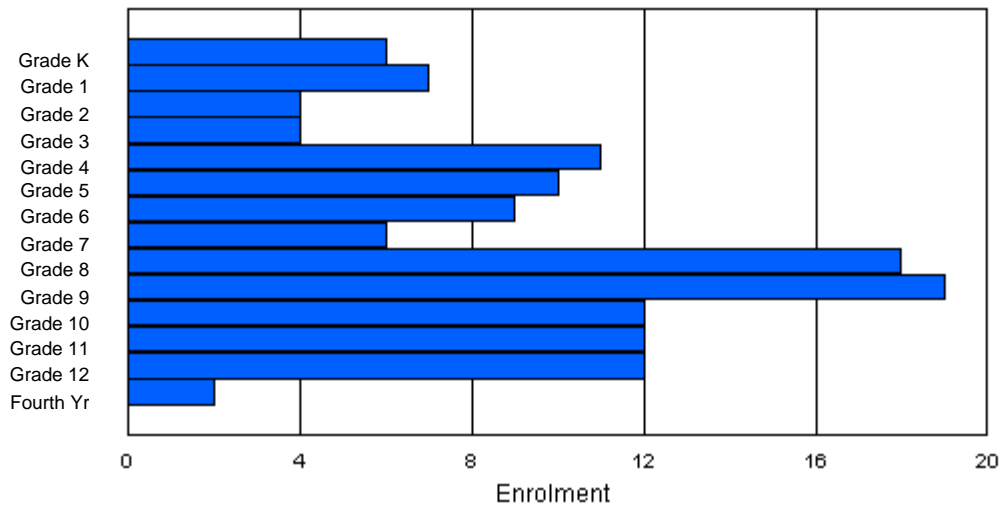
Enrolment By Age and Gender

Gender	Age																	Total
	5	6	7	8	9	10	11	12	13	14	15	16	17	18	19	20>		
Male	2	6	3	2	10	6	4	4	8	10	8	8	5	2	0	0	78	
Female	4	1	1	2	1	4	4	3	9	10	3	4	5	3	0	0	54	
Total	6	7	4	4	11	10	8	7	17	20	11	12	10	5	0	0	132	

Enrolment By Grade and Gender

Gender	Grade															Total
	K	1	2	3	4	5	6	7	8	9	10	11	12	4th		
Male	2	6	3	2	10	6	5	3	8	10	9	8	6	0	78	
Female	4	1	1	2	1	4	4	3	10	9	3	4	6	2	54	
Total	6	7	4	4	11	10	9	6	18	19	12	12	12	2	132	

Enrolment By Grade
For 427



* Data from the 2007-2008 AGR(Enrolment/Age as of the last day in Sept./Dec.)

** Newfoundland Statistics Classification System

*** May include itinerant teachers

District 4 - Eastern

#428 - Clarenville Middle School, Clarenville

Classification: Urban Community/Central Region**
Offers Distance Education: No

Grades: 4-8 Number of Grades: 5

[School FTE PTR : 15.5](#)
[District FTE PTR : 13.5](#)
[Provincial FTE PTR : 12.7](#)

[FTE Teachers](#) *** : 19.5

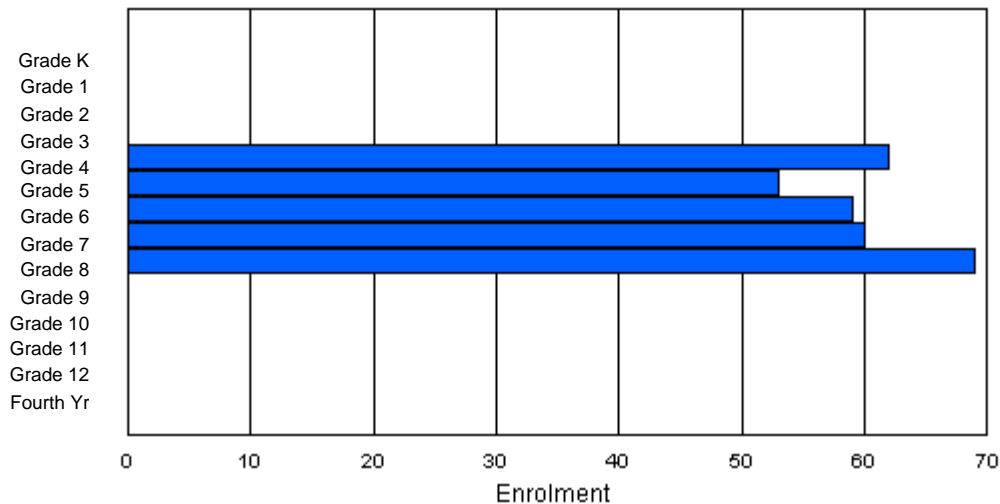
Enrolment By Age and Gender

Gender	Age																Total
	5	6	7	8	9	10	11	12	13	14	15	16	17	18	19	20>	
Male	0	0	0	0	39	30	37	23	42	0	0	0	0	0	0	0	171
Female	0	0	0	0	23	22	23	37	26	1	0	0	0	0	0	0	132
Total	0	0	0	0	62	52	60	60	68	1	0	0	0	0	0	0	303

Enrolment By Grade and Gender

Gender	Grade														Total
	K	1	2	3	4	5	6	7	8	9	10	11	12	4th	
Male	0	0	0	0	39	31	36	23	42	0	0	0	0	0	171
Female	0	0	0	0	23	22	23	37	27	0	0	0	0	0	132
Total	0	0	0	0	62	53	59	60	69	0	0	0	0	0	303

Enrolment By Grade
For 428



* Data from the 2007-2008 AGR(Enrolment/Age as of the last day in Sept./Dec.)

** Newfoundland Statistics Classification System

*** May include itinerant teachers

District 4 - Eastern

#429 - Clarenville Primary School, Clarenville

Classification: Urban Community/Central Region**
Offers Distance Education: No

Grades: K-3 Number of Grades: 4

[School FTE PTR : 13.2](#)
[District FTE PTR : 13.5](#)
[Provincial FTE PTR : 12.7](#)

[FTE Teachers](#) *** : 13.5

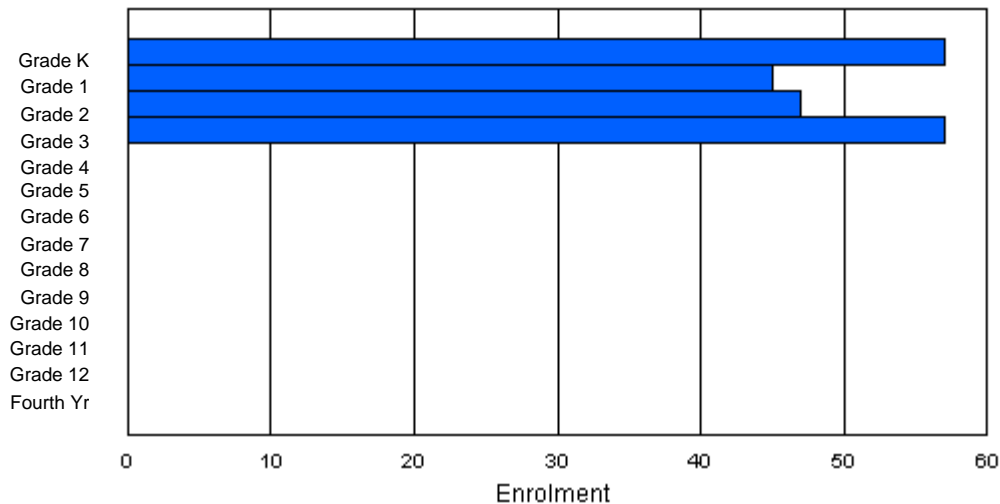
Enrolment By Age and Gender

Gender	Age																Total
	5	6	7	8	9	10	11	12	13	14	15	16	17	18	19	20>	
Male	31	22	19	28	1	0	0	0	0	0	0	0	0	0	0	0	101
Female	25	25	26	29	0	0	0	0	0	0	0	0	0	0	0	0	105
Total	56	47	45	57	1	0	0	0	0	0	0	0	0	0	0	206	

Enrolment By Grade and Gender

Gender	Grade														Total
	K	1	2	3	4	5	6	7	8	9	10	11	12	4th	
Male	32	20	21	28	0	0	0	0	0	0	0	0	0	0	101
Female	25	25	26	29	0	0	0	0	0	0	0	0	0	0	105
Total	57	45	47	57	0	0	0	0	0	0	0	0	0	0	206

Enrolment By Grade
For 429



* Data from the 2007-2008 AGR(Enrolment/Age as of the last day in Sept./Dec.)

** Newfoundland Statistics Classification System

*** May include itinerant teachers

District 4 - Eastern

#430 - St. Mark's School, King's Cove

Classification: Rural Community/Central Region**
Offers Distance Education: Yes

Grades: K-12

Number of Grades: 13

[School FTE PTR : 9.6](#)

[District FTE PTR : 13.5](#)

[Provincial FTE PTR : 12.7](#)

[FTE Teachers](#) *** : 13.0

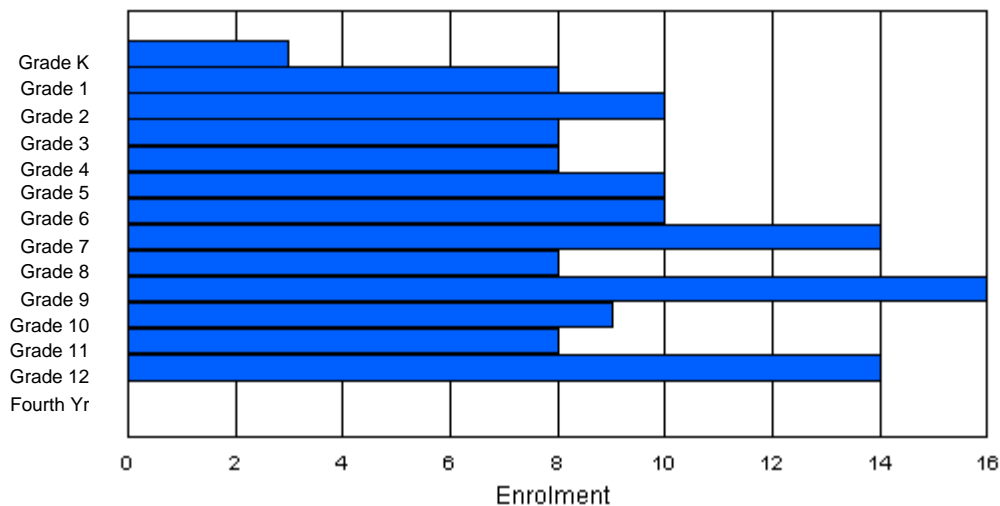
Enrolment By Age and Gender

Gender	Age																	Total
	5	6	7	8	9	10	11	12	13	14	15	16	17	18	19	20>		
Male	0	3	5	2	4	8	7	8	3	7	4	3	5	1	0	1	61	
Female	3	5	5	6	4	2	3	6	4	10	4	6	7	0	0	0	65	
Total	3	8	10	8	8	10	10	14	7	17	8	9	12	1	0	1	126	

Enrolment By Grade and Gender

Gender	Grade															Total
	K	1	2	3	4	5	6	7	8	9	10	11	12	4th		
Male	0	3	5	2	4	8	7	8	4	6	5	2	7	0	61	
Female	3	5	5	6	4	2	3	6	4	10	4	6	7	0	65	
Total	3	8	10	8	8	10	10	14	8	16	9	8	14	0	126	

Enrolment By Grade
For 430



* Data from the 2007-2008 AGR(Enrolment/Age as of the last day in Sept./Dec.)

** Newfoundland Statistics Classification System

*** May include itinerant teachers

District 4 - Eastern

#431 - Southwest Arm Academy, Little Heart's Ease

Classification: Rural Community/Central Region**
Offers Distance Education: Yes

Grades: K-12

Number of Grades: 13

[School FTE PTR : 8.1](#)

[District FTE PTR : 13.5](#)

[Provincial FTE PTR : 12.7](#)

[FTE Teachers](#) *** : 12.0

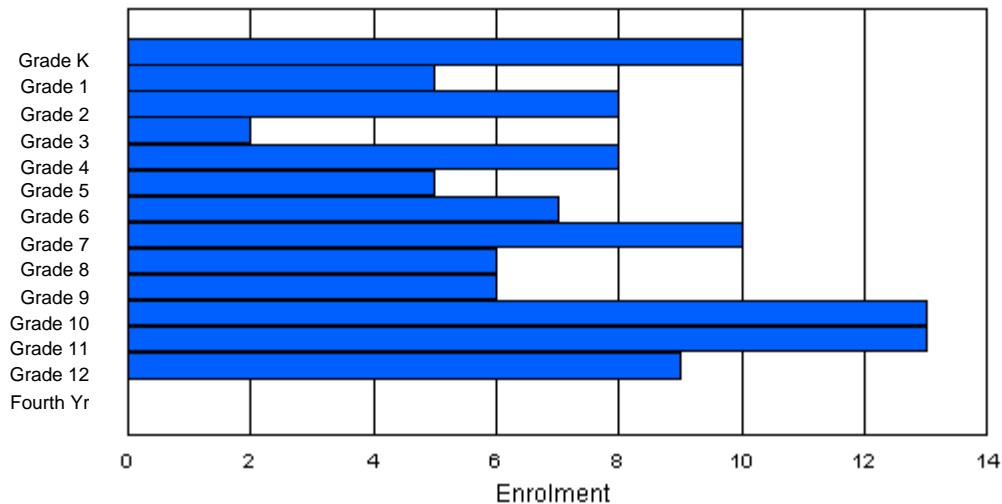
Enrolment By Age and Gender

Gender	Age																	Total
	5	6	7	8	9	10	11	12	13	14	15	16	17	18	19	20>		
Male	7	4	4	0	5	3	3	5	3	3	4	8	4	0	0	0	53	
Female	3	1	4	2	3	2	2	7	3	3	9	5	5	0	0	0	49	
Total	10	5	8	2	8	5	5	12	6	6	13	13	9	0	0	0	102	

Enrolment By Grade and Gender

Gender	K	Grade														Total
		1	2	3	4	5	6	7	8	9	10	11	12	4th		
Male	7	4	4	0	5	3	4	4	3	3	4	8	4	0	53	
Female	3	1	4	2	3	2	3	6	3	3	9	5	5	0	49	
Total	10	5	8	2	8	5	7	10	6	6	13	13	9	0	102	

Enrolment By Grade
For 431



* Data from the 2007-2008 AGR(Enrolment/Age as of the last day in Sept./Dec.)

** Newfoundland Statistics Classification System

*** May include itinerant teachers

District 4 - Eastern

#433 - Tricon Elementary, Bay de Verde

Classification: Rural Community/Avalon Region**
Offers Distance Education: No

Grades: K-6

Number of Grades: 7

[School FTE PTR : 10.7](#)

[District FTE PTR : 13.5](#)

[Provincial FTE PTR : 12.7](#)

[FTE Teachers](#) *** : 8.3

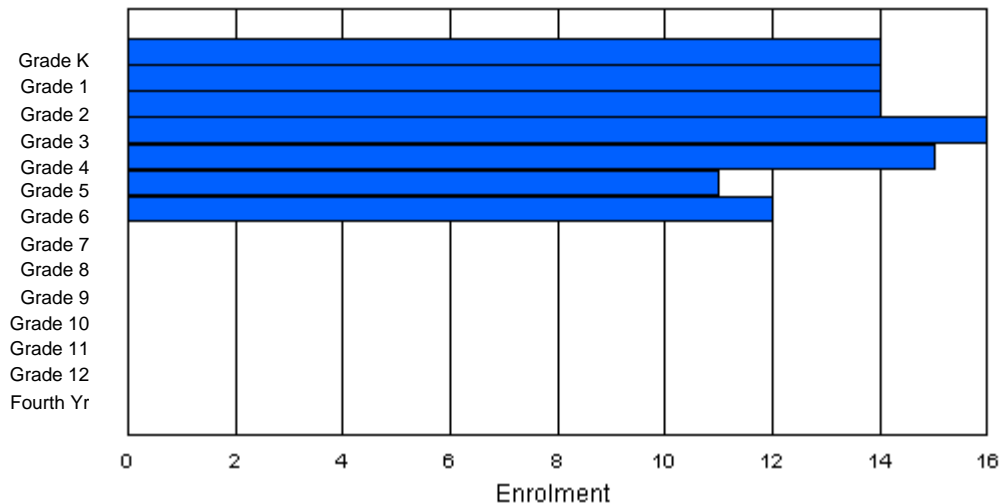
Enrolment By Age and Gender

Gender	Age																Total
	5	6	7	8	9	10	11	12	13	14	15	16	17	18	19	20>	
Male	8	9	7	11	3	9	8	0	0	0	0	0	0	0	0	0	55
Female	6	5	7	5	12	2	4	0	0	0	0	0	0	0	0	0	41
Total	14	14	14	16	15	11	12	0	0	0	0	0	0	0	0	0	96

Enrolment By Grade and Gender

Gender	Grade														Total
	K	1	2	3	4	5	6	7	8	9	10	11	12	4th	
Male	8	9	7	11	3	9	8	0	0	0	0	0	0	0	55
Female	6	5	7	5	12	2	4	0	0	0	0	0	0	0	41
Total	14	14	14	16	15	11	12	0	0	0	0	0	0	0	96

Enrolment By Grade
For 433



* Data from the 2007-2008 AGR(Enrolment/Age as of the last day in Sept./Dec.)

** Newfoundland Statistics Classification System

*** May include itinerant teachers

District 4 - Eastern

#435 - St. Anne's Academy, Dunville

Classification: Rural Community/Avalon Region**
Offers Distance Education: No

Grades: K-9

Number of Grades: 10

[School FTE PTR : 12.2](#)

[District FTE PTR : 13.5](#)

[Provincial FTE PTR : 12.7](#)

[FTE Teachers](#) *** : 16.9

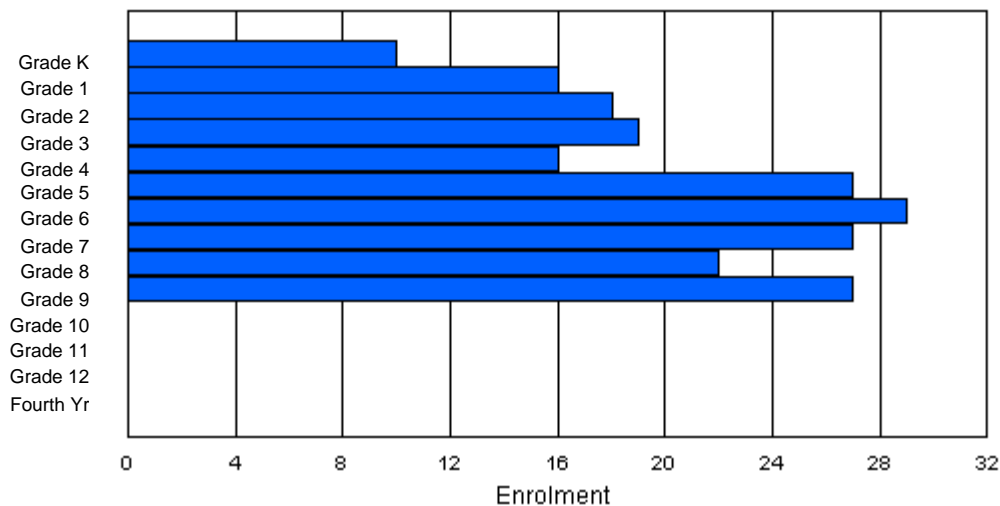
Enrolment By Age and Gender

Gender	Age																Total
	5	6	7	8	9	10	11	12	13	14	15	16	17	18	19	20>	
Male	3	7	11	6	14	12	15	17	9	13	1	0	0	0	0	0	108
Female	6	10	7	9	7	14	13	11	12	14	0	0	0	0	0	0	103
Total	9	17	18	15	21	26	28	28	21	27	1	0	0	0	0	0	211

Enrolment By Grade and Gender

Gender	Grade														Total
	K	1	2	3	4	5	6	7	8	9	10	11	12	4th	
Male	3	7	11	10	10	12	15	17	10	13	0	0	0	0	108
Female	7	9	7	9	6	15	14	10	12	14	0	0	0	0	103
Total	10	16	18	19	16	27	29	27	22	27	0	0	0	0	211

Enrolment By Grade
For 435



* Data from the 2007-2008 AGR(Enrolment/Age as of the last day in Sept./Dec.)

** Newfoundland Statistics Classification System

*** May include itinerant teachers

District 4 - Eastern

#438 - Epiphany Elementary, Heart's Delight

Classification: Rural Community/Avalon Region**
Offers Distance Education: No

Grades: K-6

Number of Grades: 7

[School FTE PTR : 9.1](#)

[District FTE PTR : 13.5](#)

[Provincial FTE PTR : 12.7](#)

[FTE Teachers](#) *** : 6.3

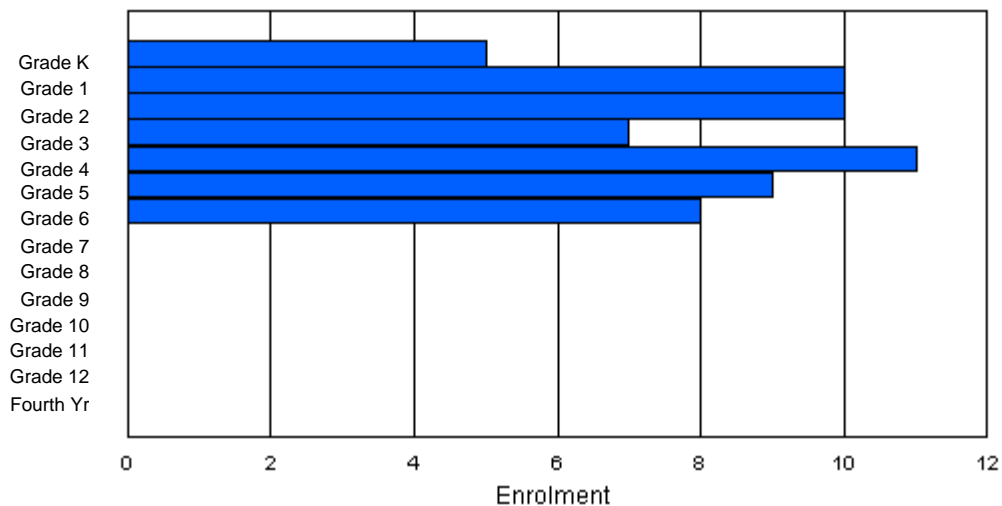
Enrolment By Age and Gender

Gender	Age																	Total
	5	6	7	8	9	10	11	12	13	14	15	16	17	18	19	20>		
Male	3	4	5	1	4	3	4	1	0	0	0	0	0	0	0	0	25	
Female	2	6	5	6	8	5	3	0	0	0	0	0	0	0	0	0	35	
Total	5	10	10	7	12	8	7	1	0	0	0	0	0	0	0	0	60	

Enrolment By Grade and Gender

Gender	Grade															Total
	K	1	2	3	4	5	6	7	8	9	10	11	12	4th		
Male	3	4	5	1	3	4	5	0	0	0	0	0	0	0	25	
Female	2	6	5	6	8	5	3	0	0	0	0	0	0	0	35	
Total	5	10	10	7	11	9	8	0	0	0	0	0	0	0	60	

Enrolment By Grade
For 438



* Data from the 2007-2008 AGR(Enrolment/Age as of the last day in Sept./Dec.)

** Newfoundland Statistics Classification System

*** May include itinerant teachers

District 4 - Eastern

#442 - Persalvic Elementary, Victoria

Classification: Rural Community/Avalon Region**
Offers Distance Education: No

Grades: K-9

Number of Grades: 10

[School FTE PTR : 12.7](#)

[District FTE PTR : 13.5](#)

[Provincial FTE PTR : 12.7](#)

[FTE Teachers](#) *** : 20.9

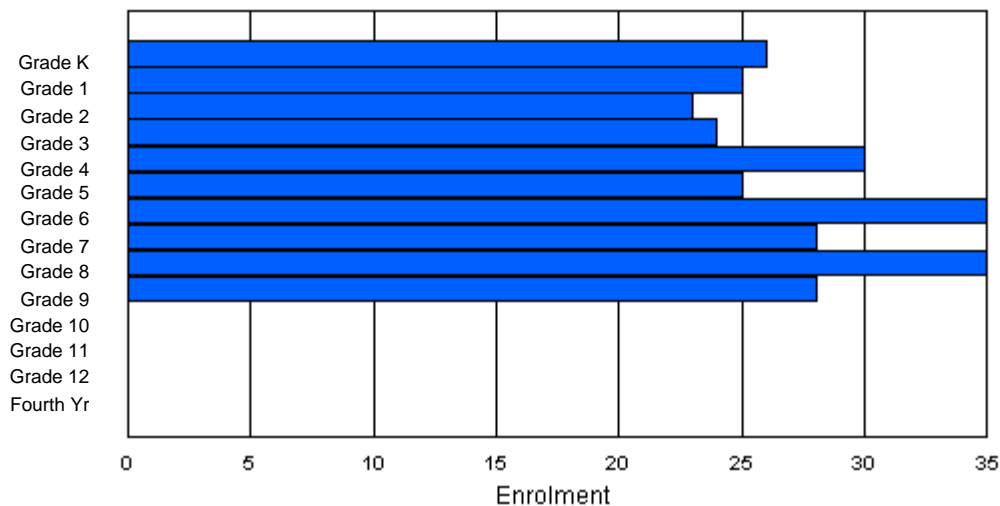
Enrolment By Age and Gender

Gender	Age																Total
	5	6	7	8	9	10	11	12	13	14	15	16	17	18	19	20>	
Male	11	13	12	12	17	9	21	10	24	7	2	0	0	0	0	0	138
Female	15	11	12	10	14	16	15	17	12	18	1	0	0	0	0	0	141
Total	26	24	24	22	31	25	36	27	36	25	3	0	0	0	0	0	279

Enrolment By Grade and Gender

Gender	Grade														Total
	K	1	2	3	4	5	6	7	8	9	10	11	12	4th	
Male	11	13	12	14	16	9	20	10	24	9	0	0	0	0	138
Female	15	12	11	10	14	16	15	18	11	19	0	0	0	0	141
Total	26	25	23	24	30	25	35	28	35	28	0	0	0	0	279

Enrolment By Grade
For 442



* Data from the 2007-2008 AGR(Enrolment/Age as of the last day in Sept./Dec.)

** Newfoundland Statistics Classification System

*** May include itinerant teachers

District 4 - Eastern

#444 - Cabot Academy, Western Bay

Classification: Rural Community/Avalon Region**
Offers Distance Education: No

Grades: K-9 Number of Grades: 10

[School FTE PTR : 10.7](#)
[District FTE PTR : 13.5](#)
[Provincial FTE PTR : 12.7](#)

[FTE Teachers](#) *** : 13.5

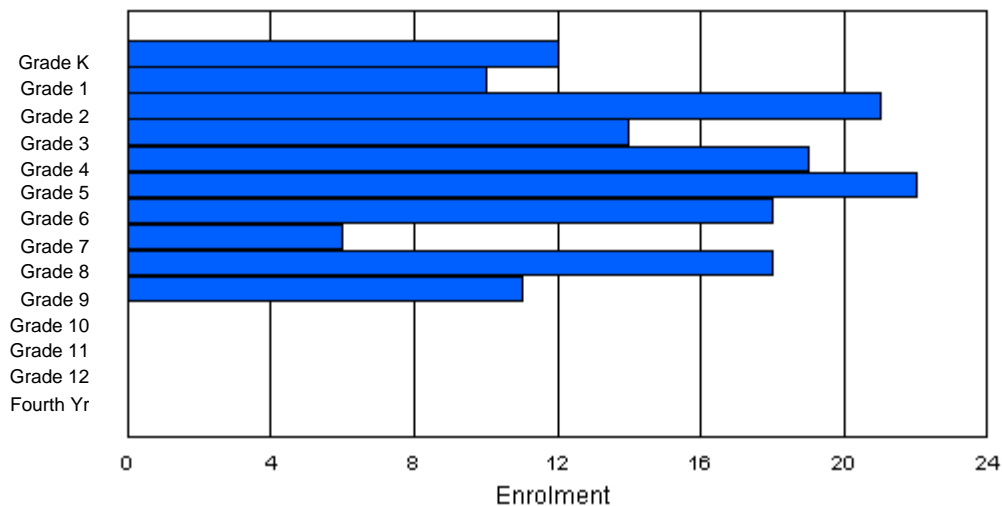
Enrolment By Age and Gender

Gender	Age																Total
	5	6	7	8	9	10	11	12	13	14	15	16	17	18	19	20>	
Male	7	5	7	8	12	10	8	2	9	8	1	0	0	0	0	0	77
Female	5	5	12	8	7	11	11	4	7	4	0	0	0	0	0	0	74
Total	12	10	19	16	19	21	19	6	16	12	1	0	0	0	0	0	151

Enrolment By Grade and Gender

Gender	Grade														Total
	K	1	2	3	4	5	6	7	8	9	10	11	12	4th	
Male	7	5	9	6	12	10	8	2	10	8	0	0	0	0	77
Female	5	5	12	8	7	12	10	4	8	3	0	0	0	0	74
Total	12	10	21	14	19	22	18	6	18	11	0	0	0	0	151

Enrolment By Grade
For 444



* Data from the 2007-2008 AGR(Enrolment/Age as of the last day in Sept./Dec.)

** Newfoundland Statistics Classification System

*** May include itinerant teachers

District 4 - Eastern

#446 - Whitbourne Elementary, Whitbourne

Classification: Rural Community/Avalon Region**
Offers Distance Education: No

Grades: K-6 Number of Grades: 7

[School FTE PTR : 12.1](#)
[District FTE PTR : 13.5](#)
[Provincial FTE PTR : 12.7](#)

[FTE Teachers](#) *** : 7.0

Enrolment By Age and Gender

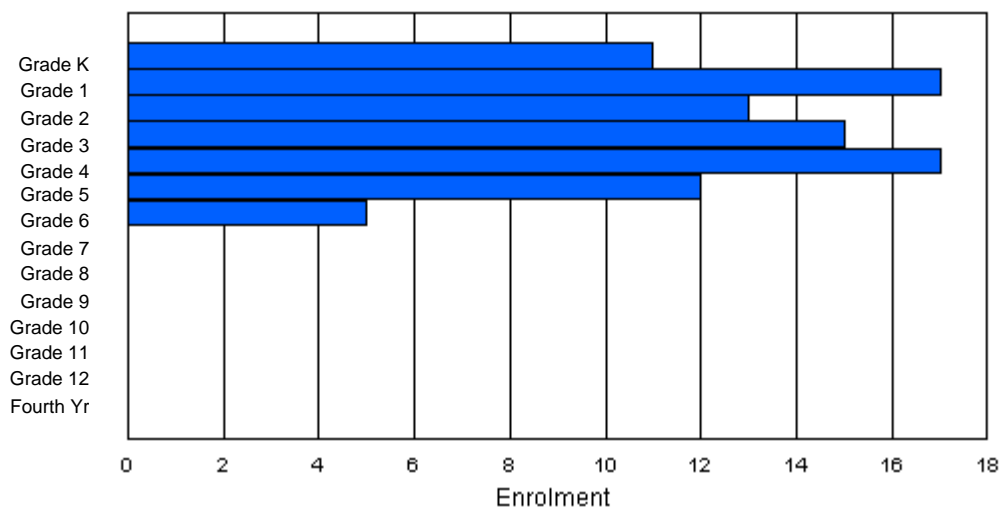
Gender	Age																Total
	5	6	7	8	9	10	11	12	13	14	15	16	17	18	19	20>	
Male	8	7	7	6	8	7	1	0	0	0	0	0	0	0	0	0	44
Female	3	10	6	9	9	5	4	0	0	0	0	0	0	0	0	0	46
Total	11	17	13	15	17	12	5	0	0	0	0	0	0	0	0	0	90

Enrolment By Grade and Gender

Gender	Grade														Total
	K	1	2	3	4	5	6	7	8	9	10	11	12	4th	
Male	8	7	7	6	8	7	1	0	0	0	0	0	0	0	44
Female	3	10	6	9	9	5	4	0	0	0	0	0	0	0	46
Total	11	17	13	15	17	12	5	0	0	0	0	0	0	0	90

Enrolment By Grade

For 446



* Data from the 2007-2008 AGR(Enrolment/Age as of the last day in Sept./Dec.)

** Newfoundland Statistics Classification System

*** May include itinerant teachers

District 4 - Eastern

#447 - Baltimore School Complex, Ferryland

Classification: Rural Community/Avalon Region**
Offers Distance Education: Yes

Grades: K-12 Number of Grades: 13

[School FTE PTR : 11.7](#)
[District FTE PTR : 13.5](#)
[Provincial FTE PTR : 12.7](#)

[FTE Teachers](#) *** : 26.0

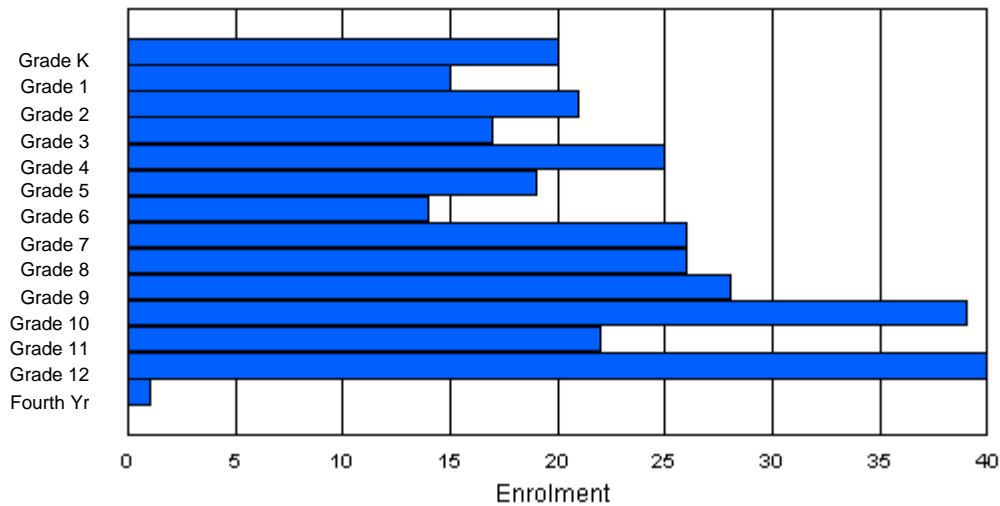
Enrolment By Age and Gender

Gender	Age																Total
	5	6	7	8	9	10	11	12	13	14	15	16	17	18	19	20>	
Male	8	9	11	8	13	11	7	14	13	15	15	16	13	3	0	0	156
Female	12	6	10	9	12	8	7	12	13	13	21	8	23	2	1	0	157
Total	20	15	21	17	25	19	14	26	26	28	36	24	36	5	1	0	313

Enrolment By Grade and Gender

Gender	Grade														Total
	K	1	2	3	4	5	6	7	8	9	10	11	12	4th	
Male	8	9	11	8	13	11	7	14	13	15	17	14	16	0	156
Female	12	6	10	9	12	8	7	12	13	13	22	8	24	1	157
Total	20	15	21	17	25	19	14	26	26	28	39	22	40	1	313

Enrolment By Grade
For 447



* Data from the 2007-2008 AGR(Enrolment/Age as of the last day in Sept./Dec.)

** Newfoundland Statistics Classification System

*** May include itinerant teachers

District 4 - Eastern

#452 - District School, St. John's

Classification: Urban Community/Avalon Region**
Offers Distance Education: No

Grades: 8-10

Number of Grades: 3

[School FTE PTR : 0.7](#)

[District FTE PTR : 13.5](#)

[Provincial FTE PTR : 12.7](#)

[FTE Teachers](#) *** : 29.5

Enrolment By Age and Gender

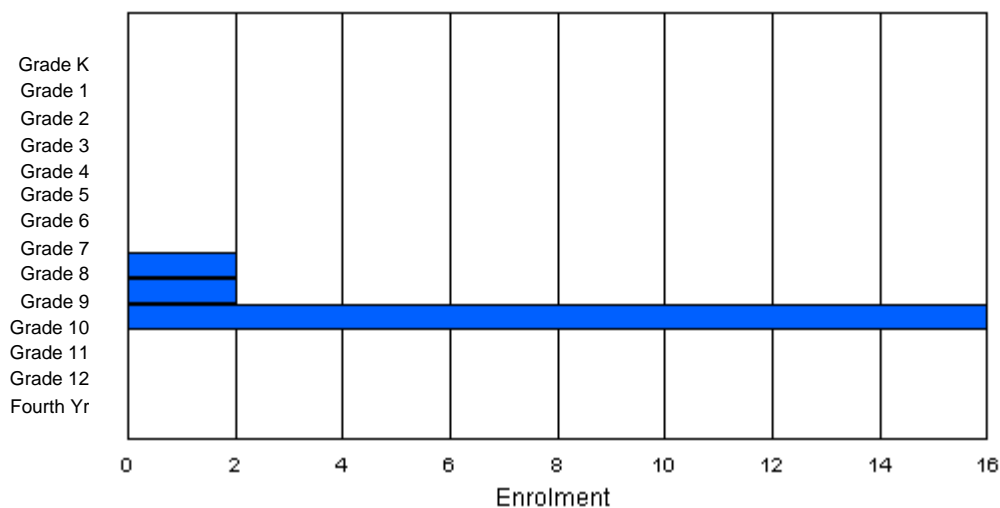
Gender	Age																	Total
	5	6	7	8	9	10	11	12	13	14	15	16	17	18	19	20>		
Male	0	0	0	0	0	0	0	0	1	3	1	4	5	1	1	0	16	
Female	0	0	0	0	0	0	0	0	0	0	0	4	0	0	0	0	4	
Total	0	0	0	0	0	0	0	0	1	3	1	8	5	1	1	0	20	

Enrolment By Grade and Gender

Gender	Grade															Total
	K	1	2	3	4	5	6	7	8	9	10	11	12	4th		
Male	0	0	0	0	0	0	0	0	2	1	13	0	0	0	16	
Female	0	0	0	0	0	0	0	0	0	1	3	0	0	0	4	
Total	0	0	0	0	0	0	0	0	2	2	16	0	0	0	20	

Enrolment By Grade

For 452



* Data from the 2007-2008 AGR(Enrolment/Age as of the last day in Sept./Dec.)

** Newfoundland Statistics Classification System

*** May include itinerant teachers

District 4 - Eastern

#464 - Crescent Collegiate, Blaketown

Classification: Rural Community/Avalon Region**
Offers Distance Education: No

Grades: 7-12

Number of Grades: 6

[School FTE PTR : 14.9](#)

[District FTE PTR : 13.5](#)

[Provincial FTE PTR : 12.7](#)

[FTE Teachers](#) *** : 42.5

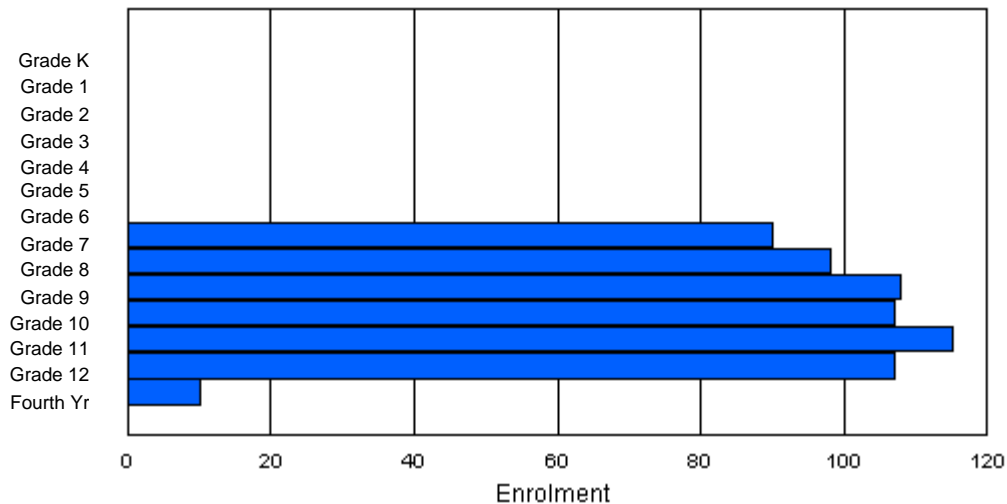
Enrolment By Age and Gender

Gender	Age																Total
	5	6	7	8	9	10	11	12	13	14	15	16	17	18	19	20>	
Male	0	0	0	0	0	0	0	47	42	57	51	60	51	18	4	1	331
Female	0	0	0	0	0	0	0	40	50	45	54	55	55	3	1	1	304
Total	0	0	0	0	0	0	0	87	92	102	105	115	106	21	5	2	635

Enrolment By Grade and Gender

Gender	Grade														Total
	K	1	2	3	4	5	6	7	8	9	10	11	12	4th	
Male	0	0	0	0	0	0	0	50	46	61	50	58	58	8	331
Female	0	0	0	0	0	0	0	40	52	47	57	57	49	2	304
Total	0	0	0	0	0	0	0	90	98	108	107	115	107	10	635

Enrolment By Grade
For 464



* Data from the 2007-2008 AGR(Enrolment/Age as of the last day in Sept./Dec.)

** Newfoundland Statistics Classification System

*** May include itinerant teachers

District 4 - Eastern

#465 - Holy Cross Junior High, St. John's

Classification: Urban Community/Avalon Region**
Offers Distance Education: No

Grades: 7-9

Number of Grades: 3

[School FTE PTR : 10.2](#)

[District FTE PTR : 13.5](#)

[Provincial FTE PTR : 12.7](#)

[FTE Teachers](#) *** : 16.5

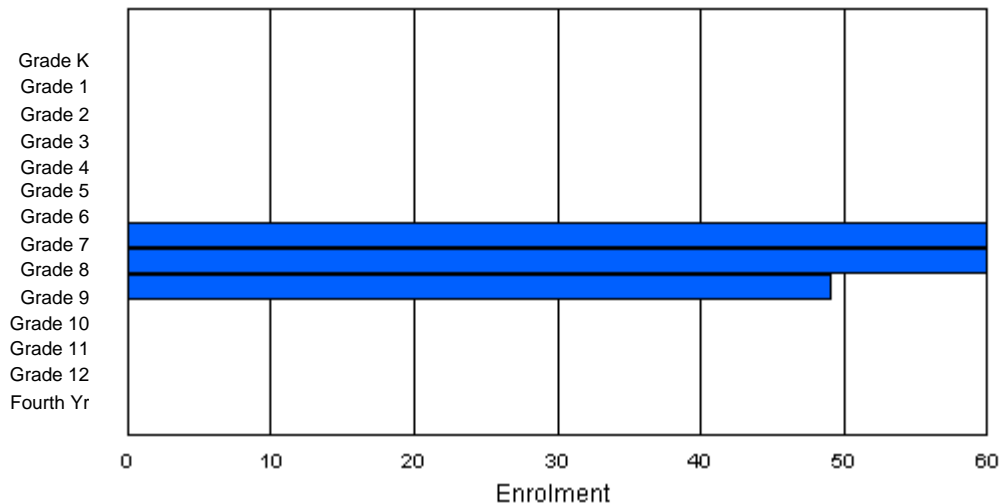
Enrolment By Age and Gender

Gender	Age																	Total
	5	6	7	8	9	10	11	12	13	14	15	16	17	18	19	20>		
Male	0	0	0	0	0	0	1	26	29	21	10	1	0	0	0	0	88	
Female	0	0	0	0	0	0	0	21	31	24	5	0	0	0	0	0	81	
Total	0	0	0	0	0	0	1	47	60	45	15	1	0	0	0	0	169	

Enrolment By Grade and Gender

Gender	Grade														Total
	K	1	2	3	4	5	6	7	8	9	10	11	12	4th	
Male	0	0	0	0	0	0	0	35	26	27	0	0	0	0	88
Female	0	0	0	0	0	0	0	25	34	22	0	0	0	0	81
Total	0	0	0	0	0	0	0	60	60	49	0	0	0	0	169

Enrolment By Grade
For 465



* Data from the 2007-2008 AGR(Enrolment/Age as of the last day in Sept./Dec.)

** Newfoundland Statistics Classification System

*** May include itinerant teachers

District 4 - Eastern

#466 - Macpherson Elementary, St. John's

Classification: Urban Community/Avalon Region**
Offers Distance Education: No

Grades: K-6

Number of Grades: 7

[School FTE PTR : 7.5](#)

[District FTE PTR : 13.5](#)

[Provincial FTE PTR : 12.7](#)

[FTE Teachers](#) *** : 16.9

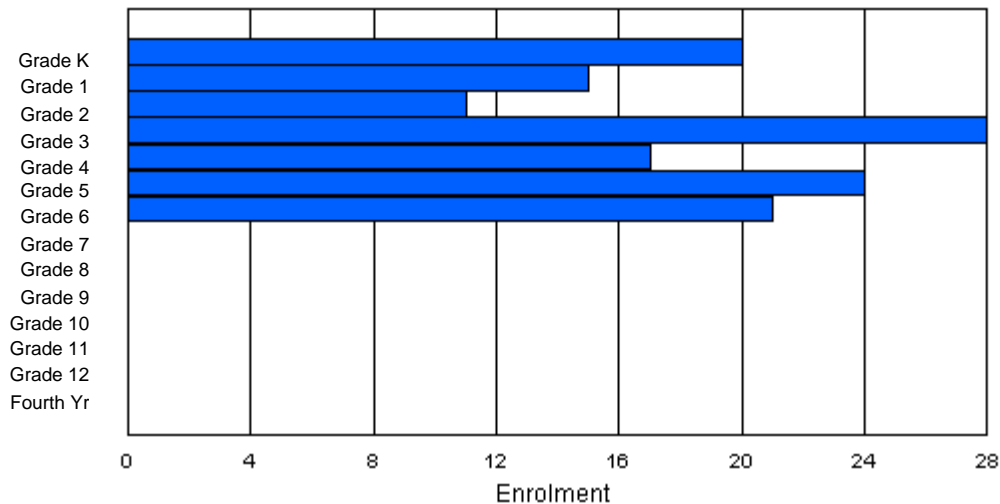
Enrolment By Age and Gender

Gender	Age																Total
	5	6	7	8	9	10	11	12	13	14	15	16	17	18	19	20>	
Male	12	6	7	14	13	15	10	1	0	0	0	0	0	0	0	0	78
Female	8	7	6	13	3	9	10	2	0	0	0	0	0	0	0	0	58
Total	20	13	13	27	16	24	20	3	0	0	0	0	0	0	0	0	136

Enrolment By Grade and Gender

Gender	Grade														Total
	K	1	2	3	4	5	6	7	8	9	10	11	12	4th	
Male	12	6	7	15	13	15	10	0	0	0	0	0	0	0	78
Female	8	9	4	13	4	9	11	0	0	0	0	0	0	0	58
Total	20	15	11	28	17	24	21	0	0	0	0	0	0	0	136

Enrolment By Grade
For 466



* Data from the 2007-2008 AGR(Enrolment/Age as of the last day in Sept./Dec.)

** Newfoundland Statistics Classification System

*** May include itinerant teachers

District 4 - Eastern

#468 - Hazelwood Elementary, St. John's

Classification: Urban Community/Avalon Region**
Offers Distance Education: No

Grades: K-6

Number of Grades: 7

[School FTE PTR : 15.7](#)

[District FTE PTR : 13.5](#)

[Provincial FTE PTR : 12.7](#)

[FTE Teachers](#) *** : 33.0

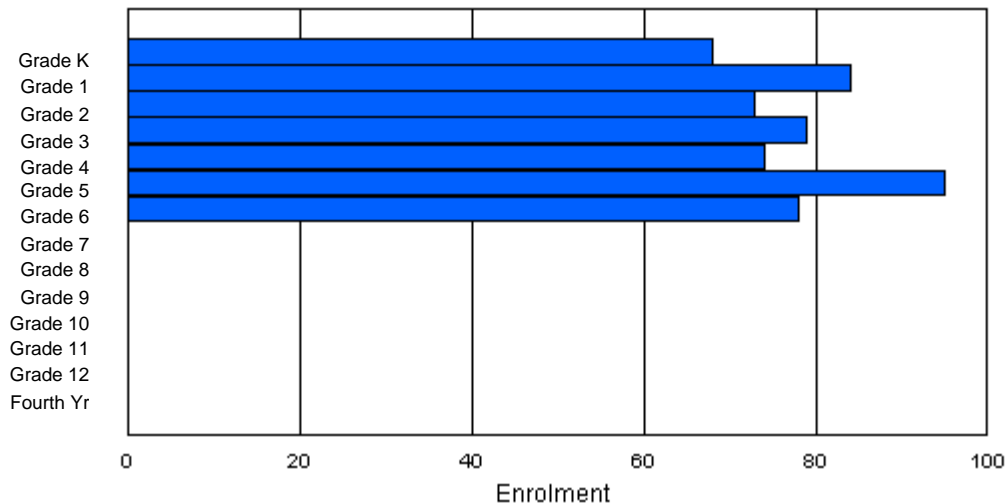
Enrolment By Age and Gender

Gender	Age																Total
	5	6	7	8	9	10	11	12	13	14	15	16	17	18	19	20>	
Male	36	47	38	39	50	45	53	2	0	0	0	0	0	0	0	0	310
Female	28	34	33	37	33	44	31	1	0	0	0	0	0	0	0	0	241
Total	64	81	71	76	83	89	84	3	0	0	0	0	0	0	0	0	551

Enrolment By Grade and Gender

Gender	Grade														Total
	K	1	2	3	4	5	6	7	8	9	10	11	12	4th	
Male	40	48	41	40	44	50	47	0	0	0	0	0	0	0	310
Female	28	36	32	39	30	45	31	0	0	0	0	0	0	0	241
Total	68	84	73	79	74	95	78	0	0	0	0	0	0	0	551

Enrolment By Grade
For 468



* Data from the 2007-2008 AGR(Enrolment/Age as of the last day in Sept./Dec.)

** Newfoundland Statistics Classification System

*** May include itinerant teachers

District 4 - Eastern

#471 - Heritage Collegiate, Lethbridge

Classification: Rural Community/Central Region**
Offers Distance Education: Yes

Grades: 7-12

Number of Grades: 6

[School FTE PTR : 13.3](#)

[District FTE PTR : 13.5](#)

[Provincial FTE PTR : 12.7](#)

[FTE Teachers](#) *** : 17.0

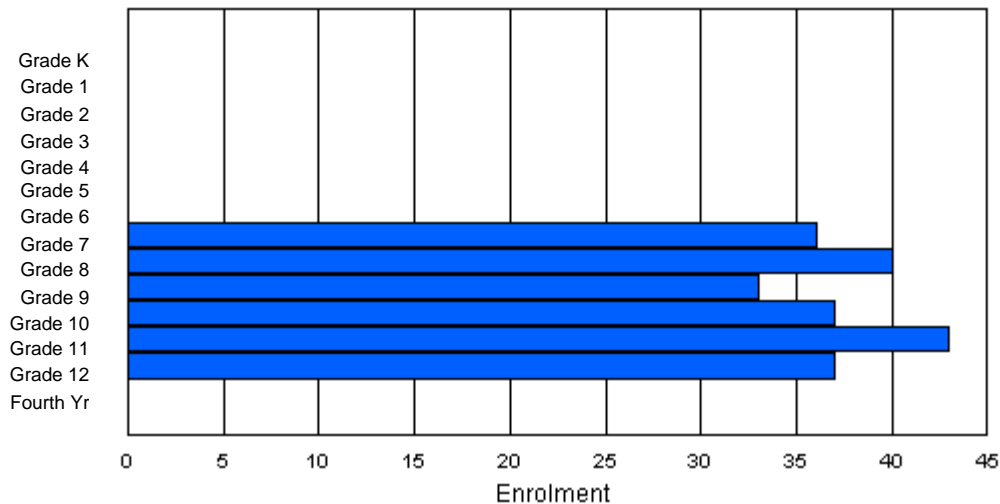
Enrolment By Age and Gender

Gender	Age																Total
	5	6	7	8	9	10	11	12	13	14	15	16	17	18	19	20>	
Male	0	0	0	0	0	0	0	18	26	19	19	20	23	1	0	0	126
Female	0	0	0	0	0	0	0	16	14	16	17	22	13	2	0	0	100
Total	0	0	0	0	0	0	0	34	40	35	36	42	36	3	0	0	226

Enrolment By Grade and Gender

Gender	Grade														Total
	K	1	2	3	4	5	6	7	8	9	10	11	12	4th	
Male	0	0	0	0	0	0	0	20	26	17	20	21	22	0	126
Female	0	0	0	0	0	0	0	16	14	16	17	22	15	0	100
Total	0	0	0	0	0	0	0	36	40	33	37	43	37	0	226

Enrolment By Grade
For 471



* Data from the 2007-2008 AGR(Enrolment/Age as of the last day in Sept./Dec.)

** Newfoundland Statistics Classification System

*** May include itinerant teachers

District 4 - Eastern

#473 - Cape St. Francis Elementary, Pouch Cove

Classification: Urban Community/Avalon Region**
Offers Distance Education: No

Grades: K-6 Number of Grades: 7

[School FTE PTR : 11.9](#)
[District FTE PTR : 13.5](#)
[Provincial FTE PTR : 12.7](#)

[FTE Teachers](#) *** : 18.7

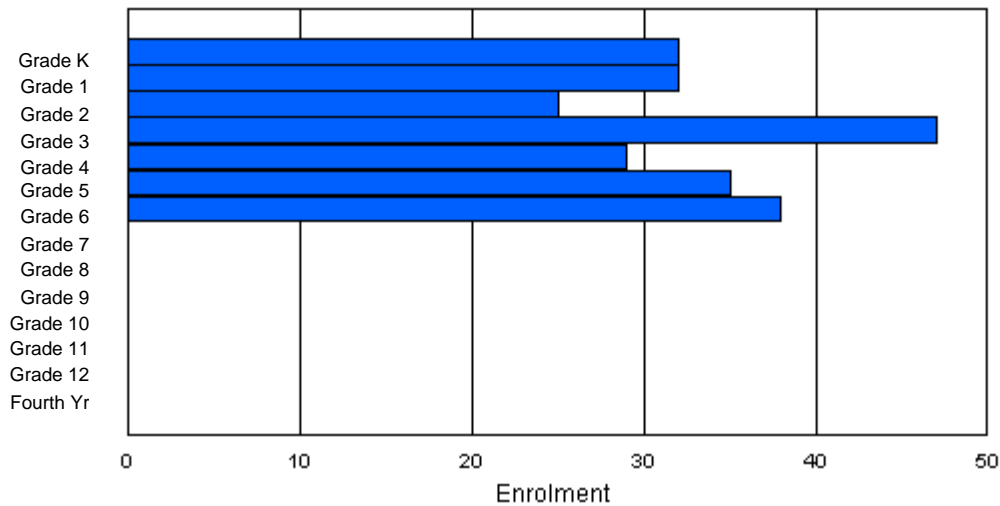
Enrolment By Age and Gender

Gender	Age																Total
	5	6	7	8	9	10	11	12	13	14	15	16	17	18	19	20>	
Male	15	23	15	22	18	23	21	1	0	0	0	0	0	0	0	0	138
Female	16	10	10	25	10	13	16	0	0	0	0	0	0	0	0	0	100
Total	31	33	25	47	28	36	37	1	0	0	0	0	0	0	0	0	238

Enrolment By Grade and Gender

Gender	Grade														Total
	K	1	2	3	4	5	6	7	8	9	10	11	12	4th	
Male	16	22	15	22	19	22	22	0	0	0	0	0	0	0	138
Female	16	10	10	25	10	13	16	0	0	0	0	0	0	0	100
Total	32	32	25	47	29	35	38	0	0	0	0	0	0	0	238

Enrolment By Grade
For 473



* Data from the 2007-2008 AGR(Enrolment/Age as of the last day in Sept./Dec.)

** Newfoundland Statistics Classification System

*** May include itinerant teachers

District 4 - Eastern

#476 - Baccalieu Collegiate, Old Perlican

Classification: Rural Community/Avalon Region**
Offers Distance Education: No

Grades: 7-12

Number of Grades: 6

[School FTE PTR : 11.9](#)

[District FTE PTR : 13.5](#)

[Provincial FTE PTR : 12.7](#)

[FTE Teachers](#) *** : 20.8

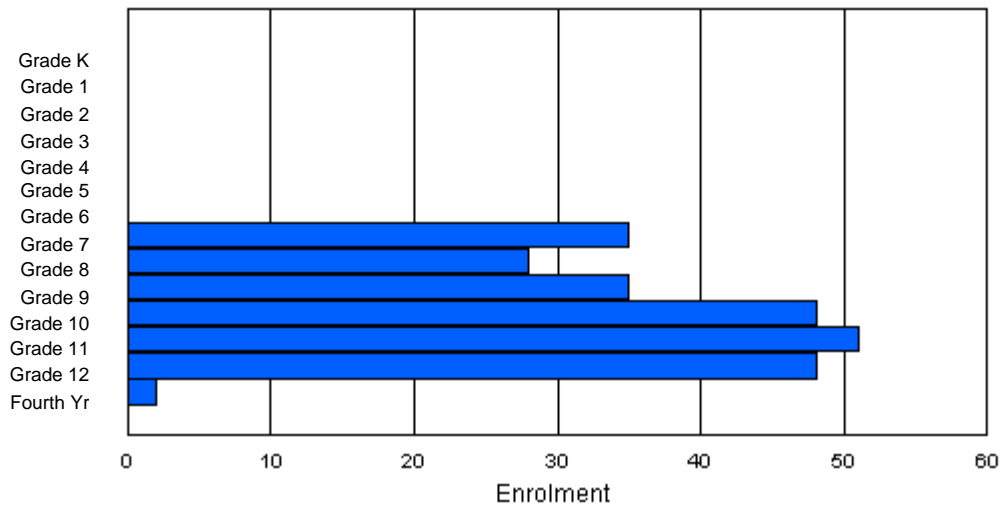
Enrolment By Age and Gender

Gender	Age																Total
	5	6	7	8	9	10	11	12	13	14	15	16	17	18	19	20>	
Male	0	0	0	0	0	1	0	16	14	14	26	24	36	3	1	0	135
Female	0	0	0	0	0	0	0	18	14	18	27	18	15	1	0	1	112
Total	0	0	0	0	0	1	0	34	28	32	53	42	51	4	1	1	247

Enrolment By Grade and Gender

Gender	Grade														Total
	K	1	2	3	4	5	6	7	8	9	10	11	12	4th	
Male	0	0	0	0	0	0	0	17	13	16	24	31	33	1	135
Female	0	0	0	0	0	0	0	18	15	19	24	20	15	1	112
Total	0	0	0	0	0	0	0	35	28	35	48	51	48	2	247

Enrolment By Grade
For 476



* Data from the 2007-2008 AGR(Enrolment/Age as of the last day in Sept./Dec.)

** Newfoundland Statistics Classification System

*** May include itinerant teachers

District 4 - Eastern

#924 - Tricentia Academy, Arnold's Cove

Classification: Rural Community/Avalon Region**
Offers Distance Education: Yes

Grades: K-12

Number of Grades: 13

[School FTE PTR : 12.9](#)

[District FTE PTR : 13.5](#)

[Provincial FTE PTR : 12.7](#)

[FTE Teachers](#) *** : 25.5

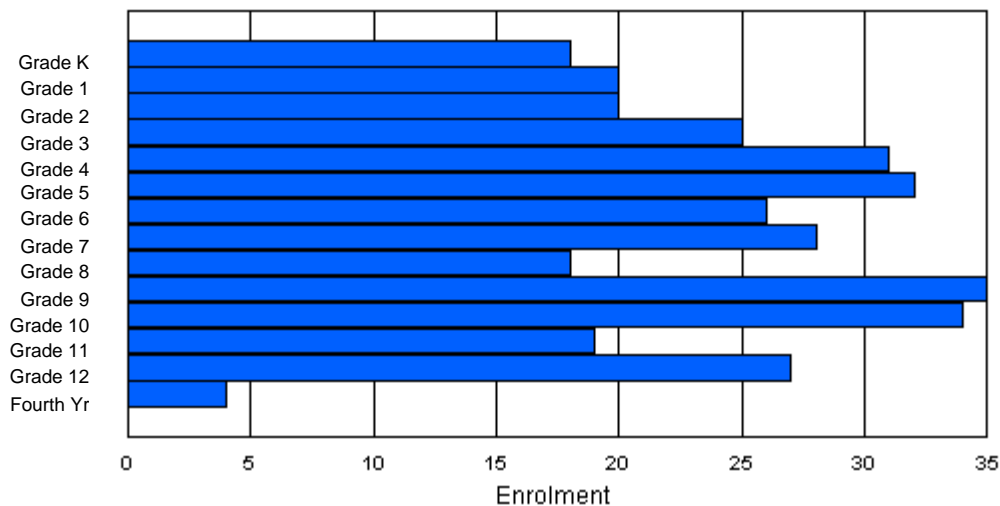
Enrolment By Age and Gender

Gender	Age																Total
	5	6	7	8	9	10	11	12	13	14	15	16	17	18	19	20>	
Male	6	8	11	12	16	14	14	15	12	19	20	11	14	4	2	0	178
Female	12	12	9	12	16	18	12	11	8	13	12	9	14	1	0	0	159
Total	18	20	20	24	32	32	26	26	20	32	32	20	28	5	2	0	337

Enrolment By Grade and Gender

Gender	Grade														Total
	K	1	2	3	4	5	6	7	8	9	10	11	12	4th	
Male	6	8	11	12	16	14	14	17	10	22	20	8	16	4	178
Female	12	12	9	13	15	18	12	11	8	13	14	11	11	0	159
Total	18	20	20	25	31	32	26	28	18	35	34	19	27	4	337

Enrolment By Grade
For 924



* Data from the 2007-2008 AGR(Enrolment/Age as of the last day in Sept./Dec.)

** Newfoundland Statistics Classification System

*** May include itinerant teachers

District 5 - Conseil scolaire francophone

#095 - École Notre-Dame du Cap, De Grau

Grades: K-8

Number of Grades: 9

[FTE Teachers](#) *** : 5.0

Classification: Rural Community/Western Region**
Offers Distance Education: No

[School FTE PTR : 10.2](#)

[District FTE PTR : 6.9](#)

[Provincial FTE PTR : 12.7](#)

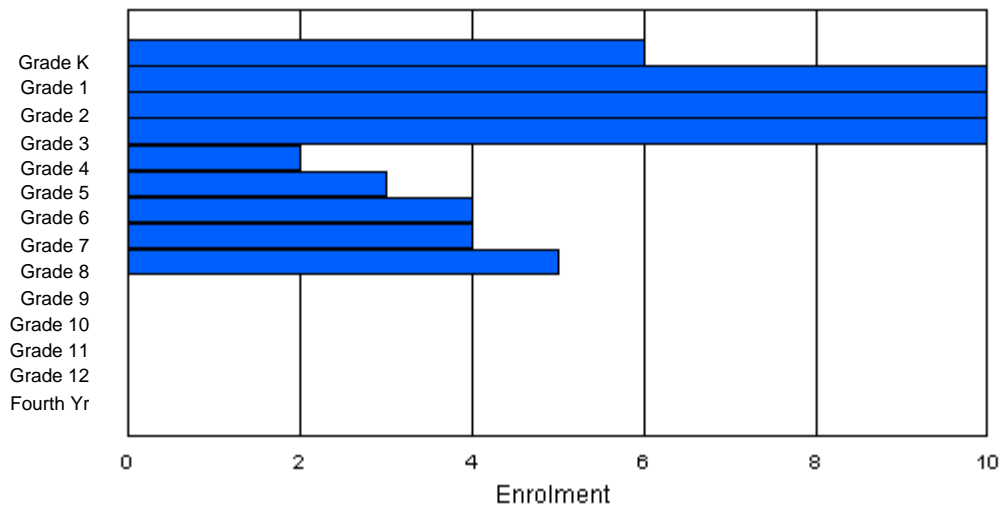
Enrolment By Age and Gender

Gender	Age																	Total
	5	6	7	8	9	10	11	12	13	14	15	16	17	18	19	20>		
Male	2	4	3	4	0	2	1	1	5	0	0	0	0	0	0	0	22	
Female	4	6	7	6	1	2	2	3	1	0	0	0	0	0	0	0	32	
Total	6	10	10	10	1	4	3	4	6	0	0	0	0	0	0	0	54	

Enrolment By Grade and Gender

Gender	Grade															Total
	K	1	2	3	4	5	6	7	8	9	10	11	12	4th		
Male	2	4	3	4	1	1	2	1	4	0	0	0	0	0	22	
Female	4	6	7	6	1	2	2	3	1	0	0	0	0	0	32	
Total	6	10	10	10	2	3	4	4	5	0	0	0	0	0	54	

Enrolment By Grade
For 095



* Data from the 2007-2008 AGR(Enrolment/Age as of the last day in Sept./Dec.)

** Newfoundland Statistics Classification System

*** May include itinerant teachers

District 5 - Conseil scolaire francophone

#107 - École Ste-Anne, La Grand'Terre

Classification: Rural Community/Western Region**
Offers Distance Education: No

Grades: K-12 Number of Grades: 13

[School FTE PTR : 11.5](#)
[District FTE PTR : 6.9](#)
[Provincial FTE PTR : 12.7](#)

[FTE Teachers](#) *** : 7.0

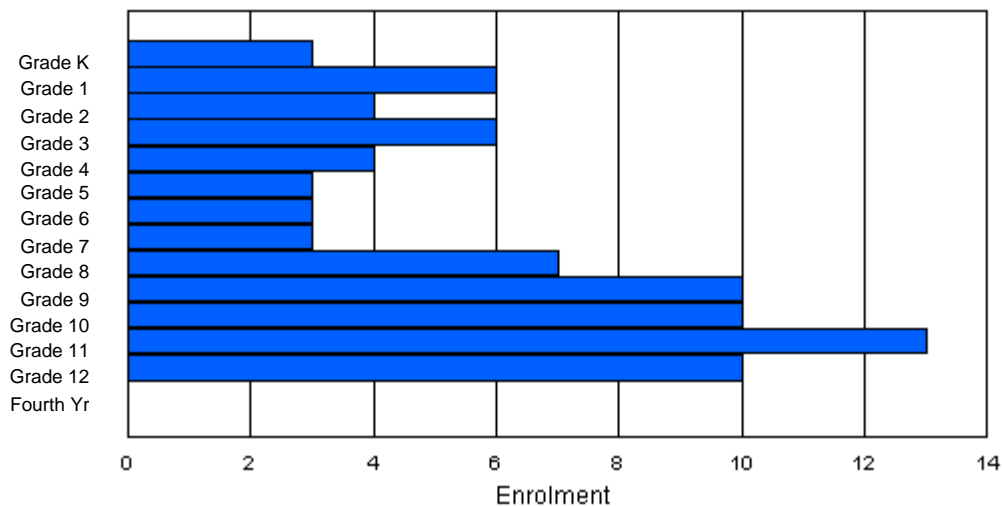
Enrolment By Age and Gender

Gender	Age																Total
	5	6	7	8	9	10	11	12	13	14	15	16	17	18	19	20>	
Male	1	3	2	1	3	2	2	0	3	1	6	7	4	1	0	0	36
Female	2	3	3	3	2	1	1	2	5	5	6	4	8	1	0	0	46
Total	3	6	5	4	5	3	3	2	8	6	12	11	12	2	0	0	82

Enrolment By Grade and Gender

Gender	K	Grade													Total
		1	2	3	4	5	6	7	8	9	10	11	12	4th	
Male	1	3	1	2	3	2	2	0	3	4	4	8	3	0	36
Female	2	3	3	4	1	1	1	3	4	6	6	5	7	0	46
Total	3	6	4	6	4	3	3	3	7	10	10	13	10	0	82

Enrolment By Grade
For 107



* Data from the 2007-2008 AGR(Enrolment/Age as of the last day in Sept./Dec.)

** Newfoundland Statistics Classification System

*** May include itinerant teachers

District 5 - Conseil scolaire francophone

#459 - Centre éducatif l'ENVOL, Labrador City

Grades: K-11

Number of Grades: 12

Classification: Urban Community/Labrador Region**

Offers Distance Education: No

[School FTE PTR : 7.8](#)

[District FTE PTR : 6.9](#)

[Provincial FTE PTR : 12.7](#)

[FTE Teachers](#) *** : 4.0

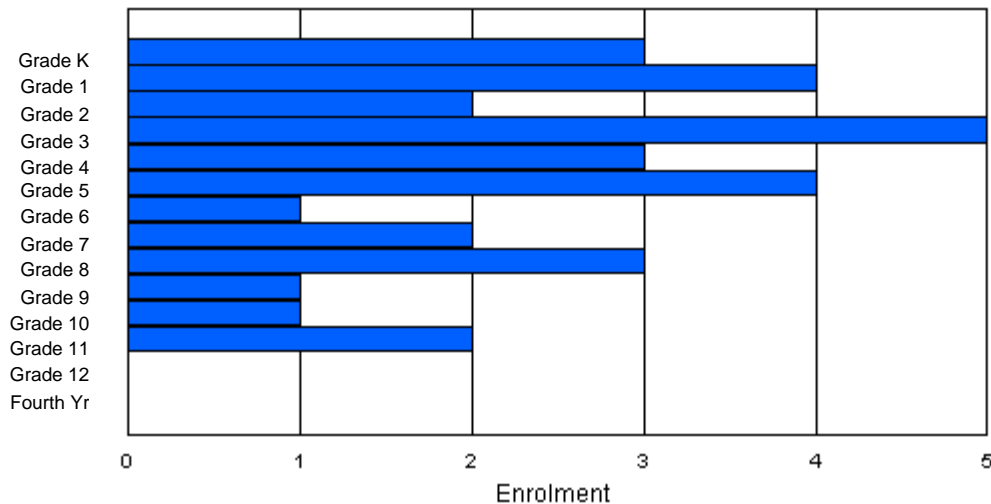
Enrolment By Age and Gender

Gender	Age																	Total
	5	6	7	8	9	10	11	12	13	14	15	16	17	18	19	20>		
Male	2	5	0	3	4	2	0	0	1	1	1	1	0	0	0	0	20	
Female	0	0	2	1	0	2	1	2	1	0	1	0	1	0	0	0	11	
Total	2	5	2	4	4	4	1	2	2	1	2	1	1	0	0	0	31	

Enrolment By Grade and Gender

Gender	K	Grade													Total
		1	2	3	4	5	6	7	8	9	10	11	12	4th	
Male	3	4	0	4	3	2	0	0	2	1	0	1	0	0	20
Female	0	0	2	1	0	2	1	2	1	0	1	1	0	0	11
Total	3	4	2	5	3	4	1	2	3	1	1	2	0	0	31

Enrolment By Grade
For 459



* Data from the 2007-2008 AGR(Enrolment/Age as of the last day in Sept./Dec.)

** Newfoundland Statistics Classification System

*** May include itinerant teachers

District 5 - Conseil scolaire francophone

#460 - École des Grands-Vents, St. John's

Classification: Urban Community/Avalon Region**
Offers Distance Education: No

Grades: K-11

Number of Grades: 12

[School FTE PTR : 8.9](#)

[District FTE PTR : 6.9](#)

[Provincial FTE PTR : 12.7](#)

[FTE Teachers](#) *** : 7.0

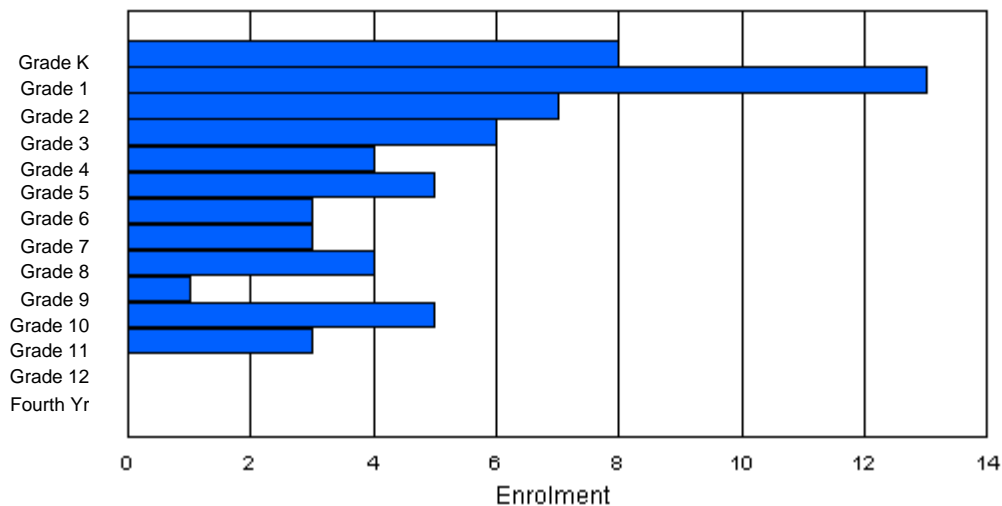
Enrolment By Age and Gender

Gender	Age																	Total
	5	6	7	8	9	10	11	12	13	14	15	16	17	18	19	20>		
Male	4	3	3	1	4	2	2	0	2	2	4	0	1	0	0	0	28	
Female	4	10	3	4	2	0	3	1	1	1	2	1	1	1	0	0	34	
Total	8	13	6	5	6	2	5	1	3	3	6	1	2	1	0	0	62	

Enrolment By Grade and Gender

Gender	Grade															Total
	K	1	2	3	4	5	6	7	8	9	10	11	12	4th		
Male	4	3	3	3	3	3	2	1	1	0	4	1	0	0	28	
Female	4	10	4	3	1	2	1	2	3	1	1	2	0	0	34	
Total	8	13	7	6	4	5	3	3	4	1	5	3	0	0	62	

Enrolment By Grade
For 460



* Data from the 2007-2008 AGR(Enrolment/Age as of the last day in Sept./Dec.)

** Newfoundland Statistics Classification System

*** May include itinerant teachers

District 5 - Conseil scolaire francophone

#472 - École Boréale de Goose Bay, Happy Valley - Goose Bay

Classification: Urban Community/Labrador Region**
Offers Distance Education: No

Grades: K-3,7-8

Number of Grades: 6

[School FTE PTR : 19.5](#)

[District FTE PTR : 6.9](#)

[Provincial FTE PTR : 12.7](#)

[FTE Teachers](#) *** : 1.0

Enrolment By Age and Gender

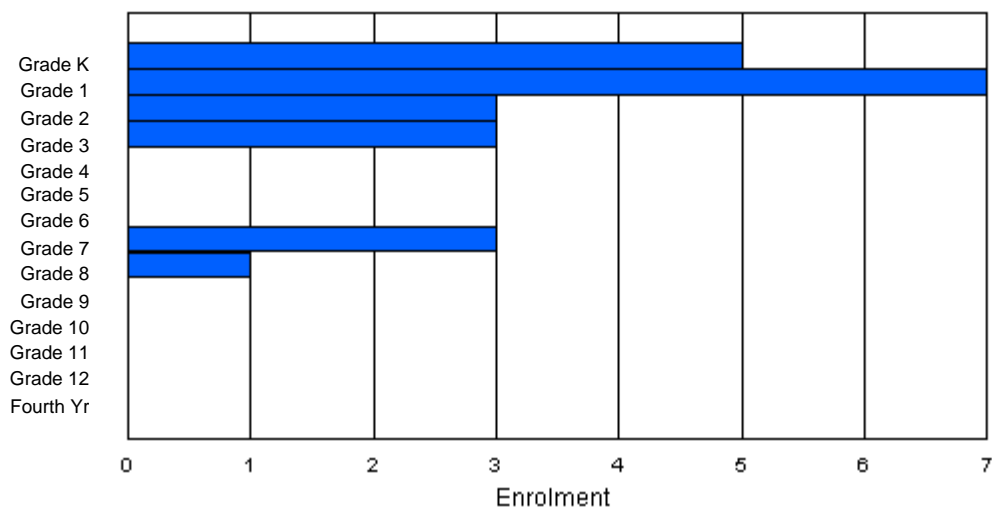
Gender	Age																Total
	5	6	7	8	9	10	11	12	13	14	15	16	17	18	19	20>	
Male	4	2	1	2	0	0	0	0	0	0	0	0	0	0	0	0	9
Female	1	4	3	1	0	0	0	3	1	0	0	0	0	0	0	0	13
Total	5	6	4	3	0	0	0	3	1	0	0	0	0	0	0	0	22

Enrolment By Grade and Gender

Gender	Grade														Total
	K	1	2	3	4	5	6	7	8	9	10	11	12	4th	
Male	4	3	0	2	0	0	0	0	0	0	0	0	0	0	9
Female	1	4	3	1	0	0	0	3	1	0	0	0	0	0	13
Total	5	7	3	3	0	0	0	3	1	0	0	0	0	0	22

Enrolment By Grade

For 472



* Data from the 2007-2008 AGR(Enrolment/Age as of the last day in Sept./Dec.)

** Newfoundland Statistics Classification System

*** May include itinerant teachers

District 803 - Private

#373 - First Baptist Academy, Mount Pearl

Classification: Urban Community/Avalon Region**
Offers Distance Education: No

Grades: K-5,7-12

Number of Grades: 12

[School FTE PTR : N/A](#)

[FTE Teachers](#) *** : 0.0

[Provincial FTE PTR : 12.7](#)

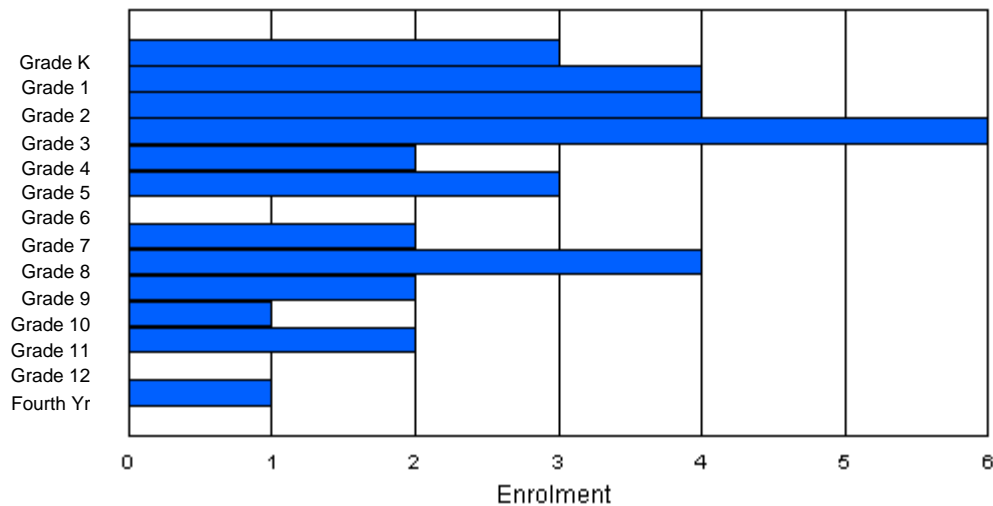
Enrolment By Age and Gender

Gender	Age																	Total
	5	6	7	8	9	10	11	12	13	14	15	16	17	18	19	20>		
Male	0	2	1	3	1	0	0	2	1	2	0	0	2	0	0	1	15	
Female	2	3	3	3	1	3	0	0	0	3	0	1	0	0	0	0	19	
Total	2	5	4	6	2	3	0	2	1	5	0	1	2	0	0	1	34	

Enrolment By Grade and Gender

Gender	Grade															Total
	K	1	2	3	4	5	6	7	8	9	10	11	12	4th		
Male	0	2	2	2	1	0	0	2	1	2	0	2	0	1	15	
Female	3	2	2	4	1	3	0	0	3	0	1	0	0	0	19	
Total	3	4	4	6	2	3	0	2	4	2	1	2	0	1	34	

Enrolment By Grade
For 373



* Data from the 2007-2008 AGR(Enrolment/Age as of the last day in Sept./Dec.)

** Newfoundland Statistics Classification System

*** May include itinerant teachers

District 803 - Private

#374 - Brother T. I. Murphy, St. John's

Classification: Urban Community/Avalon Region**
Offers Distance Education: No

Grades: 10-12

Number of Grades: 3

[School FTE PTR : N/A](#)

[FTE Teachers](#) *** : 0.0

[Provincial FTE PTR : 12.7](#)

Enrolment By Age and Gender

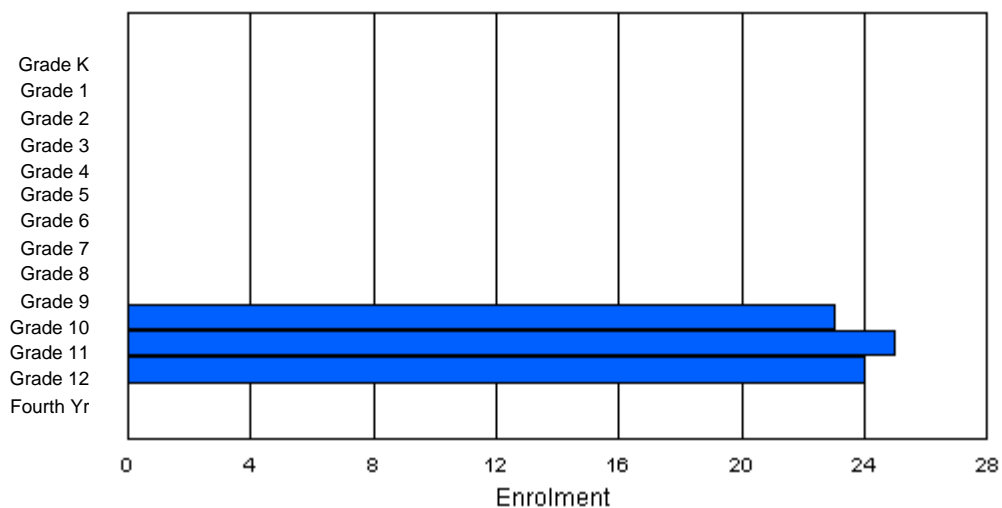
Gender	Age																	Total
	5	6	7	8	9	10	11	12	13	14	15	16	17	18	19	20>		
Male	0	0	0	0	0	0	0	0	0	0	0	0	3	8	12	19	42	
Female	0	0	0	0	0	0	0	0	0	0	0	0	4	5	7	14	30	
Total	0	0	0	0	0	0	0	0	0	0	0	0	7	13	19	33	72	

Enrolment By Grade and Gender

Gender	Grade															Total
	K	1	2	3	4	5	6	7	8	9	10	11	12	4th		
Male	0	0	0	0	0	0	0	0	0	0	15	13	14	0	42	
Female	0	0	0	0	0	0	0	0	0	0	8	12	10	0	30	
Total	0	0	0	0	0	0	0	0	0	0	23	25	24	0	72	

Enrolment By Grade

For 374



* Data from the 2007-2008 AGR(Enrolment/Age as of the last day in Sept./Dec.)

** Newfoundland Statistics Classification System

*** May include itinerant teachers

District 803 - Private

#375 - Lakecrest -St. John's Independent School, St. John's

Classification: Urban Community/Avalon Region**
Offers Distance Education: No

Grades: K-9

Number of Grades: 10

[School FTE PTR : N/A](#)

[FTE Teachers](#) *** : 0.0

[Provincial FTE PTR : 12.7](#)

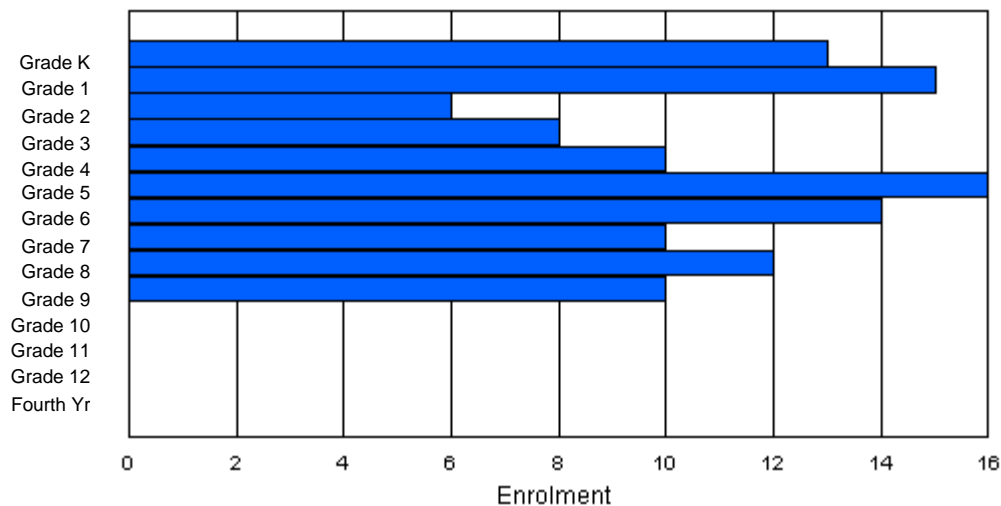
Enrolment By Age and Gender

Gender	Age																	Total
	5	6	7	8	9	10	11	12	13	14	15	16	17	18	19	20>		
Male	7	6	4	7	8	10	8	2	7	4	0	0	0	0	0	0	63	
Female	6	8	3	1	2	7	6	8	5	5	0	0	0	0	0	0	51	
Total	13	14	7	8	10	17	14	10	12	9	0	0	0	0	0	0	114	

Enrolment By Grade and Gender

Gender	Grade															Total
	K	1	2	3	4	5	6	7	8	9	10	11	12	4th		
Male	7	7	3	7	8	10	7	3	6	5	0	0	0	0	63	
Female	6	8	3	1	2	6	7	7	6	5	0	0	0	0	51	
Total	13	15	6	8	10	16	14	10	12	10	0	0	0	0	114	

Enrolment By Grade
For 375



* Data from the 2007-2008 AGR(Enrolment/Age as of the last day in Sept./Dec.)

** Newfoundland Statistics Classification System

*** May include itinerant teachers

District 803 - Private

#450 - St. Bonaventure's College, St. John's

Classification: Urban Community/Avalon Region**
Offers Distance Education: No

Grades: K-12

Number of Grades: 13

[School FTE PTR : N/A](#)

[FTE Teachers](#) *** : 0.0

[Provincial FTE PTR : 12.7](#)

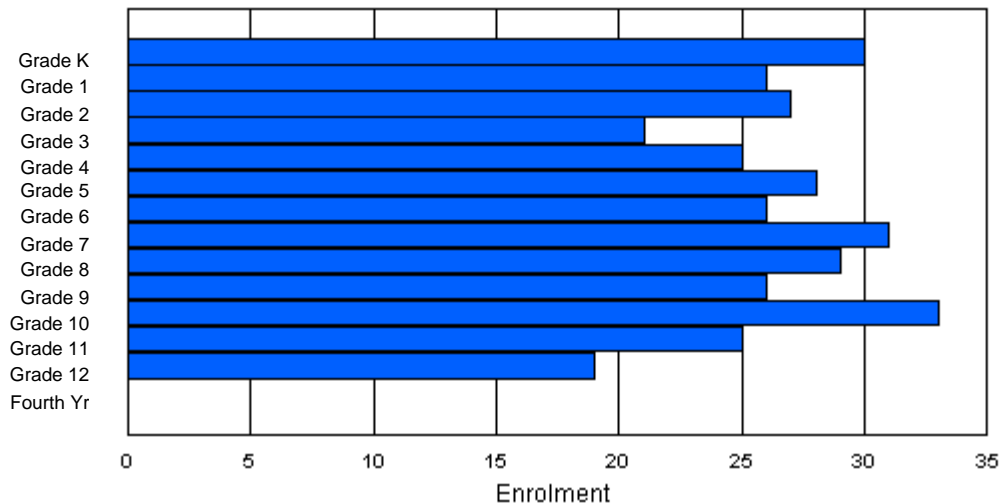
Enrolment By Age and Gender

Gender	Age																Total
	5	6	7	8	9	10	11	12	13	14	15	16	17	18	19	20>	
Male	18	9	16	10	13	14	11	17	11	11	16	16	5	3	0	0	170
Female	13	14	13	11	13	14	15	13	17	12	18	11	12	0	0	0	176
Total	31	23	29	21	26	28	26	30	28	23	34	27	17	3	0	0	346

Enrolment By Grade and Gender

Gender	Grade														Total
	K	1	2	3	4	5	6	7	8	9	10	11	12	4th	
Male	18	11	15	10	11	14	11	19	12	9	20	14	6	0	170
Female	12	15	12	11	14	14	15	12	17	17	13	11	13	0	176
Total	30	26	27	21	25	28	26	31	29	26	33	25	19	0	346

Enrolment By Grade
For 450



* Data from the 2007-2008 AGR(Enrolment/Age as of the last day in Sept./Dec.)

** Newfoundland Statistics Classification System

*** May include itinerant teachers

District 803 - Private

#453 - Eric G. Lambert All-Grade, Churchill Falls

Classification: Rural Community/Labrador Region**
Offers Distance Education: No

Grades: K-12

Number of Grades: 13

[School FTE PTR : N/A](#)

[FTE Teachers](#) *** : 0.0

[Provincial FTE PTR : 12.7](#)

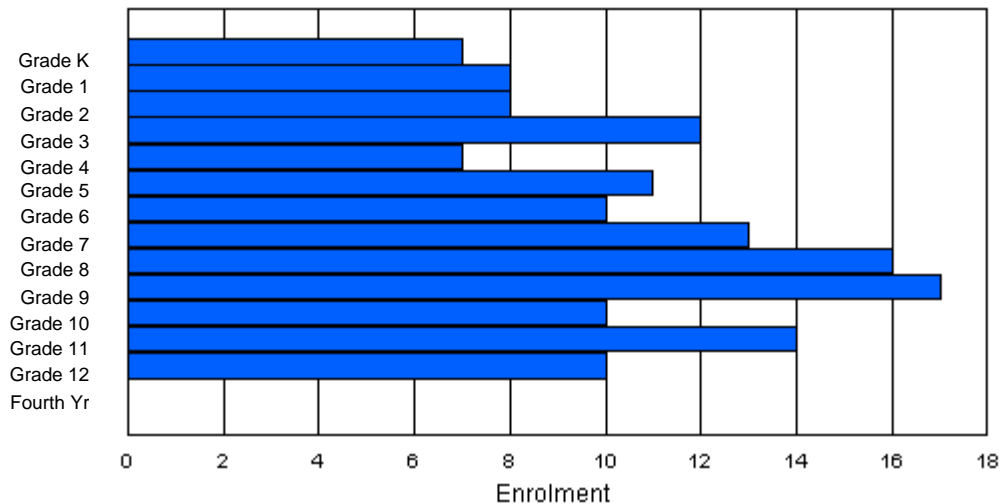
Enrolment By Age and Gender

Gender	Age																	Total
	5	6	7	8	9	10	11	12	13	14	15	16	17	18	19	20>		
Male	4	5	5	7	3	4	3	7	12	9	5	0	5	0	0	0	69	
Female	3	3	3	5	3	8	6	6	5	6	7	12	6	1	0	0	74	
Total	7	8	8	12	6	12	9	13	17	15	12	12	11	1	0	0	143	

Enrolment By Grade and Gender

Gender	Grade															Total
	K	1	2	3	4	5	6	7	8	9	10	11	12	4th		
Male	4	5	5	7	4	3	4	7	11	10	4	1	4	0	69	
Female	3	3	3	5	3	8	6	6	5	7	6	13	6	0	74	
Total	7	8	8	12	7	11	10	13	16	17	10	14	10	0	143	

Enrolment By Grade
For 453



* Data from the 2007-2008 AGR(Enrolment/Age as of the last day in Sept./Dec.)

** Newfoundland Statistics Classification System

*** May include itinerant teachers

District 803 - Private

#469 - Immaculate Heart of Mary School, Corner Brook

Classification: Urban Community/Western Region**
Offers Distance Education: No

Grades: K-9

Number of Grades: 10

[School FTE PTR : N/A](#)

[FTE Teachers](#) *** : 0.0

[Provincial FTE PTR : 12.7](#)

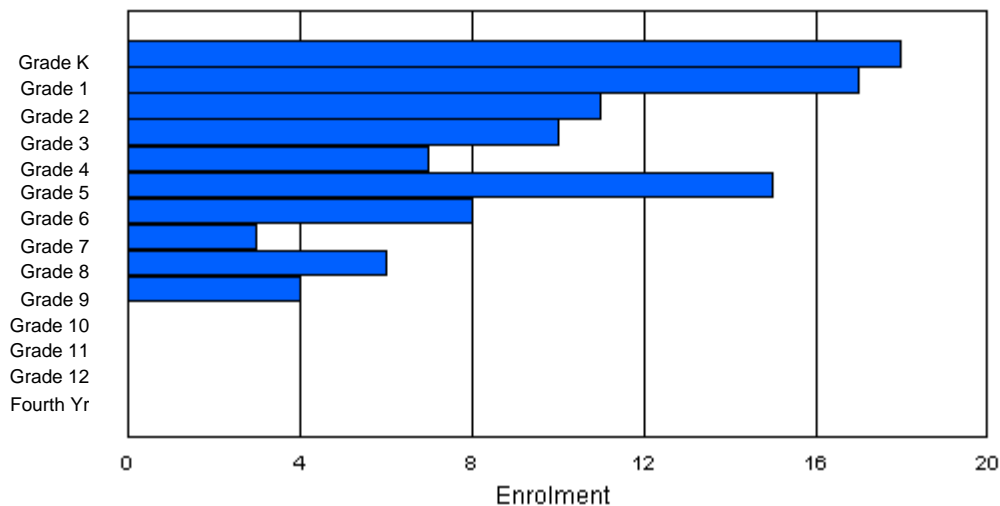
Enrolment By Age and Gender

Gender	Age																Total
	5	6	7	8	9	10	11	12	13	14	15	16	17	18	19	20>	
Male	4	8	2	2	3	8	3	1	2	1	0	0	0	0	0	0	34
Female	14	8	11	7	4	7	5	1	2	6	0	0	0	0	0	0	65
Total	18	16	13	9	7	15	8	2	4	7	0	0	0	0	0	0	99

Enrolment By Grade and Gender

Gender	Grade														Total
	K	1	2	3	4	5	6	7	8	9	10	11	12	4th	
Male	4	9	1	2	3	8	3	2	2	0	0	0	0	0	34
Female	14	8	10	8	4	7	5	1	4	4	0	0	0	0	65
Total	18	17	11	10	7	15	8	3	6	4	0	0	0	0	99

Enrolment By Grade
For 469



* Data from the 2007-2008 AGR(Enrolment/Age as of the last day in Sept./Dec.)

** Newfoundland Statistics Classification System

*** May include itinerant teachers

District 803 - Private

#479 - Holy Cross Community School Inc., St. Alban's

Classification: Rural Community/Southern Region**
Offers Distance Education: No

Grades: K-5

Number of Grades: 6

[School FTE PTR : N/A](#)

[FTE Teachers](#) *** : 0.0

[Provincial FTE PTR : 12.7](#)

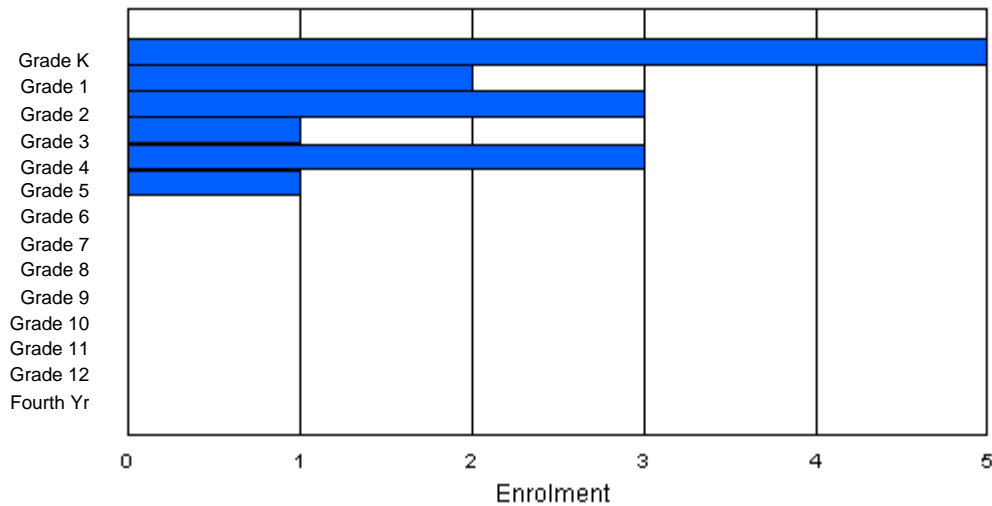
Enrolment By Age and Gender

Gender	Age																	Total
	5	6	7	8	9	10	11	12	13	14	15	16	17	18	19	20>		
Male	3	0	0	0	3	1	0	0	0	0	0	0	0	0	0	0	7	
Female	2	2	3	1	0	0	0	0	0	0	0	0	0	0	0	0	8	
Total	5	2	3	1	3	1	0	0	0	0	0	0	0	0	0	0	15	

Enrolment By Grade and Gender

Gender	Grade															Total
	K	1	2	3	4	5	6	7	8	9	10	11	12	4th		
Male	3	0	0	0	3	1	0	0	0	0	0	0	0	0	7	
Female	2	2	3	1	0	0	0	0	0	0	0	0	0	0	8	
Total	5	2	3	1	3	1	0	0	0	0	0	0	0	0	15	

Enrolment By Grade
For 479



* Data from the 2007-2008 AGR(Enrolment/Age as of the last day in Sept./Dec.)

** Newfoundland Statistics Classification System

*** May include itinerant teachers

District 804 - Native Federal

#018 - Peenamain McKenzie School, Sheshatshiu

Classification: Rural Community/Labrador Region**
Offers Distance Education: No

Grades: K-12

Number of Grades: 13

[School FTE PTR : N/A](#)

[FTE Teachers](#) *** : 0.0

[Provincial FTE PTR : 12.7](#)

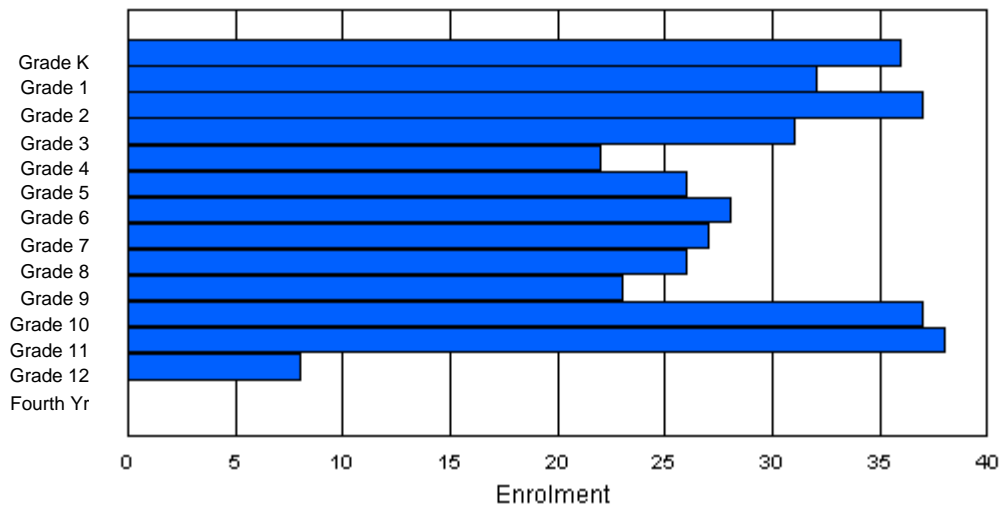
Enrolment By Age and Gender

Gender	Age																	Total
	5	6	7	8	9	10	11	12	13	14	15	16	17	18	19	20>		
Male	19	22	19	11	13	15	16	14	10	14	15	19	2	1	0	0	190	
Female	17	10	18	20	9	11	12	13	16	9	17	24	5	0	0	181		
Total	36	32	37	31	22	26	28	27	26	23	32	43	7	1	0	371		

Enrolment By Grade and Gender

Gender	Grade														Total
	K	1	2	3	4	5	6	7	8	9	10	11	12	4th	
Male	19	22	19	11	13	15	16	14	10	14	15	19	3	0	190
Female	17	10	18	20	9	11	12	13	16	9	22	19	5	0	181
Total	36	32	37	31	22	26	28	27	26	23	37	38	8	0	371

Enrolment By Grade
For 018



* Data from the 2007-2008 AGR(Enrolment/Age as of the last day in Sept./Dec.)

** Newfoundland Statistics Classification System

*** May include itinerant teachers

District 804 - Native Federal

#019 - Mushuau Innu Natuashish School, Natuashish

Classification: Rural Community/Labrador Region**
Offers Distance Education: No

Grades: K-12

Number of Grades: 13

[School FTE PTR : N/A](#)

[FTE Teachers](#) *** : 0.0

[Provincial FTE PTR : 12.7](#)

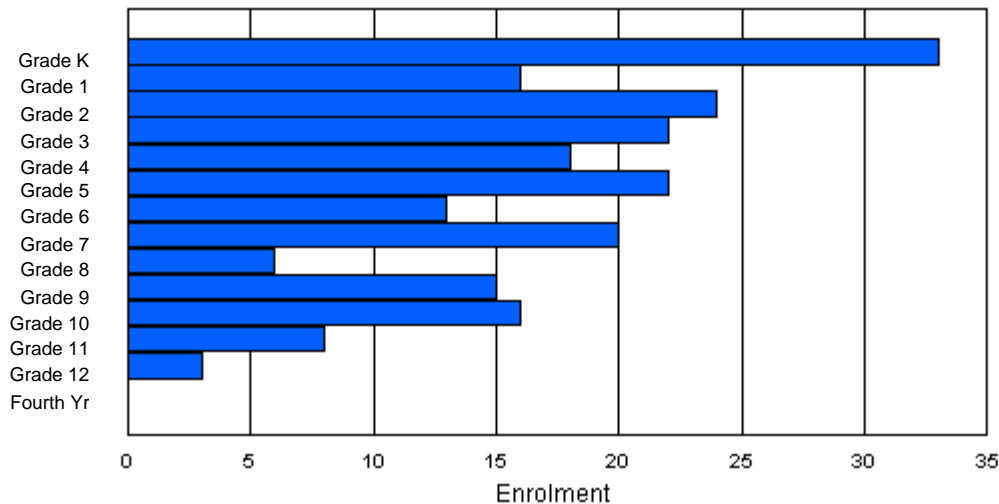
Enrolment By Age and Gender

Gender	Age																Total
	5	6	7	8	9	10	11	12	13	14	15	16	17	18	19	20>	
Male	14	7	9	8	7	7	4	6	6	11	6	5	3	0	1	0	94
Female	19	8	12	8	7	9	10	4	6	11	3	10	11	2	1	1	122
Total	33	15	21	16	14	16	14	10	12	22	9	15	14	2	2	1	216

Enrolment By Grade and Gender

Gender	Grade														Total
	K	1	2	3	4	5	6	7	8	9	10	11	12	4th	
Male	14	8	11	10	9	9	5	11	5	5	5	2	0	0	94
Female	19	8	13	12	9	13	8	9	1	10	11	6	3	0	122
Total	33	16	24	22	18	22	13	20	6	15	16	8	3	0	216

Enrolment By Grade
For 019



* Data from the 2007-2008 AGR(Enrolment/Age as of the last day in Sept./Dec.)

** Newfoundland Statistics Classification System

*** May include itinerant teachers

District 804 - Native Federal

#376 - St. Anneway Kegnamogwom, Conne River

Classification: Rural Community/Southern Region**
Offers Distance Education: No

Grades: K-12 Number of Grades: 13

[School FTE PTR : N/A](#)

[FTE Teachers](#) *** : 0.0

[Provincial FTE PTR : 12.7](#)

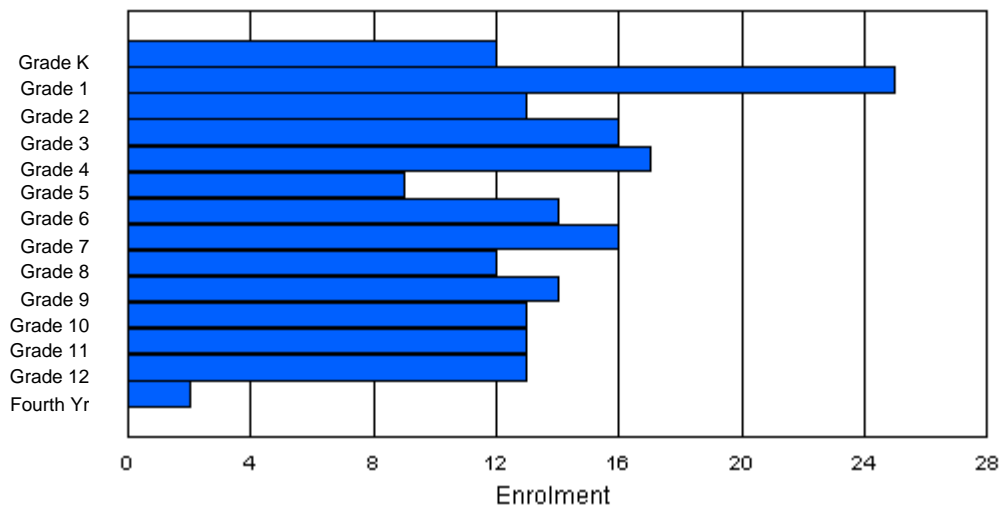
Enrolment By Age and Gender

Gender	Age																	Total
	5	6	7	8	9	10	11	12	13	14	15	16	17	18	19	20>		
Male	7	13	7	9	11	4	6	10	6	4	8	4	6	2	0	0	97	
Female	5	12	6	7	6	5	8	6	6	10	5	9	7	0	0	0	92	
Total	12	25	13	16	17	9	14	16	12	14	13	13	13	2	0	0	189	

Enrolment By Grade and Gender

Gender	Grade															Total
	K	1	2	3	4	5	6	7	8	9	10	11	12	4th		
Male	7	13	7	9	11	4	6	10	6	4	8	4	6	2	97	
Female	5	12	6	7	6	5	8	6	6	10	5	9	7	0	92	
Total	12	25	13	16	17	9	14	16	12	14	13	13	13	2	189	

Enrolment By Grade
For 376



* Data from the 2007-2008 AGR(Enrolment/Age as of the last day in Sept./Dec.)

** Newfoundland Statistics Classification System

*** May include itinerant teachers

District 902 - Institutional

#377 - NF School for the Deaf, St. John's

Classification: Urban Community/Avalon Region**
Offers Distance Education: No

Grades: Number of Grades: 9

[School FTE PTR : N/A](#)

[FTE Teachers](#) *** : 0.0

[Provincial FTE PTR : 12.7](#)

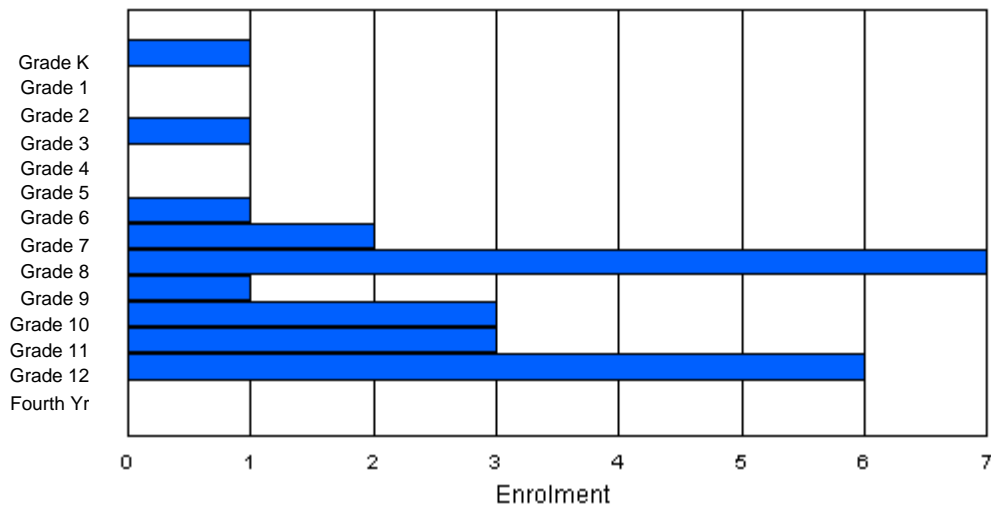
Enrolment By Age and Gender

Gender	Age																Total
	5	6	7	8	9	10	11	12	13	14	15	16	17	18	19	20>	
Male	0	0	1	0	0	0	1	1	4	1	2	0	1	1	2	0	14
Female	0	0	0	1	0	0	0	1	2	1	1	0	0	2	3	0	11
Total	0	0	1	1	0	0	1	2	6	2	3	0	1	3	5	0	25

Enrolment By Grade and Gender

Gender	Grade														Total
	K	1	2	3	4	5	6	7	8	9	10	11	12	4th	
Male	1	0	0	0	0	0	1	1	4	1	2	1	3	0	14
Female	0	0	0	1	0	0	0	1	3	0	1	2	3	0	11
Total	1	0	0	1	0	0	1	2	7	1	3	3	6	0	25

Enrolment By Grade
For 377



* Data from the 2007-2008 AGR(Enrolment/Age as of the last day in Sept./Dec.)

** Newfoundland Statistics Classification System

*** May include itinerant teachers. Students receiving itinerant services have been included for this school

District 903 - Social Service

#378 - NF & Lab Youth Centre, Whitbourne

Classification: Rural Community/Avalon Region**

Offers Distance Education: No

Grades: 9-12

Number of Grades: 4

[School FTE PTR : N/A](#)

[FTE Teachers](#) *** : 0.0

[Provincial FTE PTR : 12.7](#)

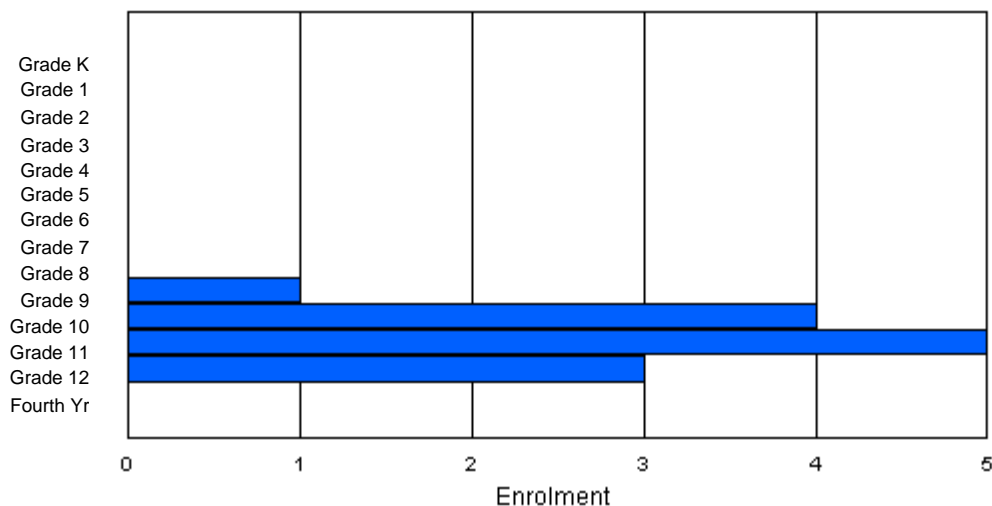
Enrolment By Age and Gender

Gender	Age																	Total
	5	6	7	8	9	10	11	12	13	14	15	16	17	18	19	20>		
Male	0	0	0	0	0	0	0	0	0	1	2	2	3	2	0	0	10	
Female	0	0	0	0	0	0	0	0	0	0	1	0	2	0	0	0	3	
Total	0	0	0	0	0	0	0	0	0	1	3	2	5	2	0	0	13	

Enrolment By Grade and Gender

Gender	Grade														Total
	K	1	2	3	4	5	6	7	8	9	10	11	12	4th	
Male	0	0	0	0	0	0	0	0	0	1	3	4	2	0	10
Female	0	0	0	0	0	0	0	0	0	0	1	1	1	0	3
Total	0	0	0	0	0	0	0	0	0	1	4	5	3	0	13

Enrolment By Grade
For 378



* Data from the 2007-2008 AGR(Enrolment/Age as of the last day in Sept./Dec.)

** Newfoundland Statistics Classification System

*** May include itinerant teachers

Number of Schools: 292

* Data from the 2007-2008 AGR(Enrolment/Age as of the last day in Sept./Dec.)

** Newfoundland Statistics Classification System

*** May include itinerant teachers