

District 5 - Conseil scolaire francophone

#107 - École Ste-Anne, La Grand'Terre

Grades: K-12

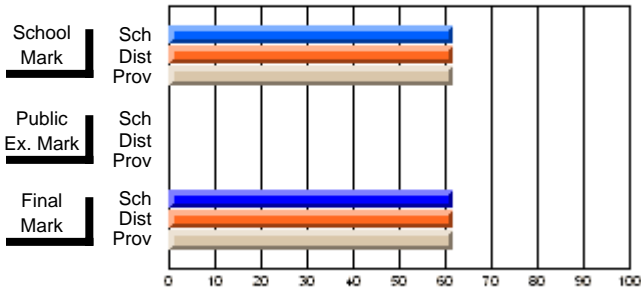
Subject: Enterprise Education

Course: AFFAIRES ET ENTREPRENEURIAT 1130

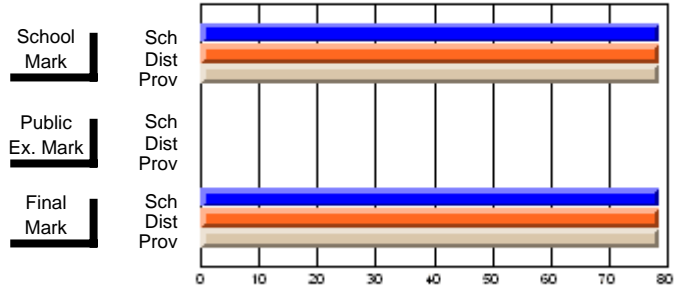
students in course: 14

	School Mark	School vs District	School vs Province	Public Exam Mark	School vs District	School vs Province	Final Mark	School vs District	School vs Province
Average Score	61.6						61.6		
School	61.6						61.6		
District	61.6	P	P				61.6	P	P
Province	61.6						61.6		
Percent of Passes	78.6						78.6		
School	78.6						78.6		
District	78.6	P	P				78.6	P	P
Province	78.6						78.6		

Average Scores



Percent Passes



* Data from the High School Certification System. The results from supplementary courses are not reflected in these results. All students obtaining a score of 48 or 49 on the final mark, were adjusted to 50 and are reflected in the Final Mark column.

District 5 - Conseil scolaire francophone

#107 - École Ste-Anne, La Grand'Terre

Grades: K-12

Subject: Family Studies

Course: ETUDIES FAMILIALES 2231

students in course: 10

Average Score

	School Mark	School vs District	School vs Province
School	64.7		
District	74.9	q	q
Province	74.9		

Percent of Passes

School	100.0		
District	100.0	P	P
Province	100.0		

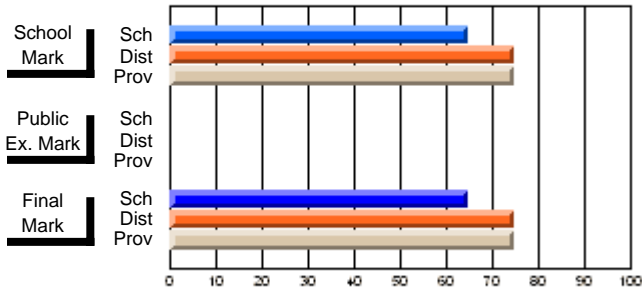
Public Exam Mark

School vs District
School vs Province

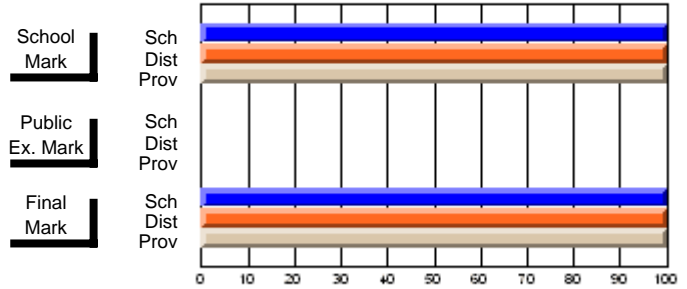
Final Mark
School vs District
School vs Province

64.7		
74.9	q	q
74.9		
100.0		
100.0	P	P
100.0		

Average Scores



Percent Passes



* Data from the High School Certification System. The results from supplementary courses are not reflected in these results. All students obtaining a score of 48 or 49 on the final mark, were adjusted to 50 and are reflected in the Final Mark column.

District 5 - Conseil scolaire francophone

#107 - École Ste-Anne, La Grand'Terre

Grades: K-12

Subject: Mathematics

Course: MATHEMATIQUES 1231

students in course: 10

Average Score

School Mark	School vs District	School vs Province
School	57.4	
District	62.3	q
Province	62.3	q

Percent of Passes

School	80.0	
District	87.5	q
Province	87.5	q

Public Exam Mark

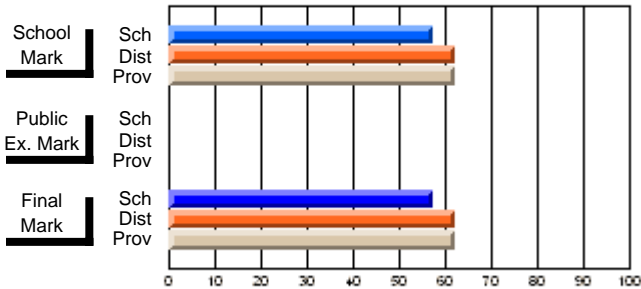
School vs District
School vs Province

Final Mark

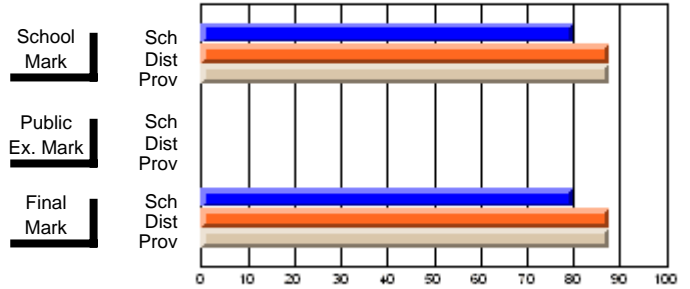
School vs District
School vs Province

School	57.4	
District	62.3	q
Province	62.3	q
School	80.0	
District	87.5	q
Province	87.5	q

Average Scores



Percent Passes



* Data from the High School Certification System. The results from supplementary courses are not reflected in these results. All students obtaining a score of 48 or 49 on the final mark, were adjusted to 50 and are reflected in the Final Mark column.

District 5 - Conseil scolaire francophone

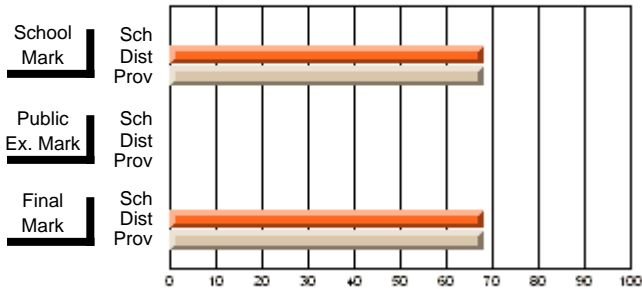
#107 - École Ste-Anne, La Grand'Terre

Grades: K-12

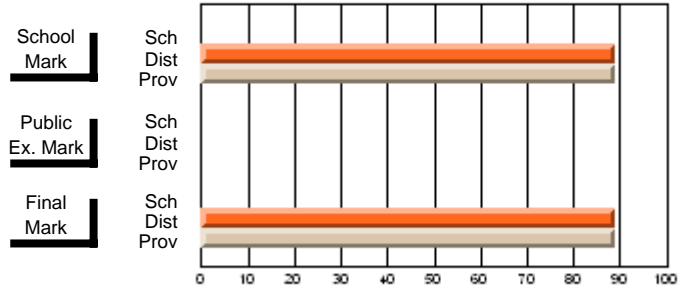
Subject: Mathematics

Course: MATHEMATICS 2231				School data has 5 or fewer students. Data withheld for reasons of confidentiality.					
# students in course: 5	School Mark	School vs District	School vs Province	Public Exam Mark	School vs District	School vs Province	Final Mark	School vs District	School vs Province
Average Score									
School									
District	68.0	q	q				68.0	q	q
Province	68.0						68.0		
Percent of Passes									
School									
District	88.9	q	q				88.9	q	q
Province	88.9						88.9		

Average Scores



Percent Passes



* Data from the High School Certification System. The results from supplementary courses are not reflected in these results. All students obtaining a score of 48 or 49 on the final mark, were adjusted to 50 and are reflected in the Final Mark column.

District 5 - Conseil scolaire francophone

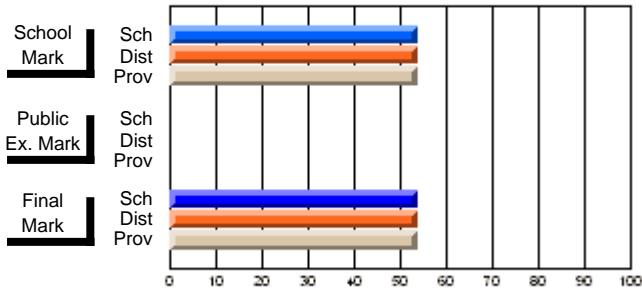
#107 - École Ste-Anne, La Grand'Terre

Grades: K-12

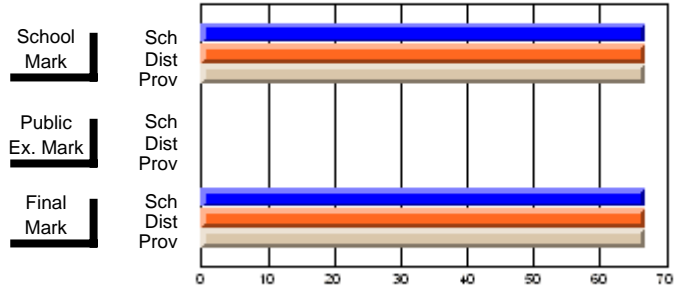
Subject: Mathematics

Course: MATHEMATIQUES 2233									
# students in course: 6									
	School Mark	School vs District	School vs Province	Public Exam Mark	School vs District	School vs Province	Final Mark	School vs District	School vs Province
Average Score	53.7						53.7		
School	53.7						53.7		
District	53.7	P	P				53.7	P	P
Province	53.7						53.7		
Percent of Passes	66.7						66.7		
School	66.7						66.7		
District	66.7	P	P				66.7	P	P
Province	66.7						66.7		

Average Scores



Percent Passes



* Data from the High School Certification System. The results from supplementary courses are not reflected in these results. All students obtaining a score of 48 or 49 on the final mark, were adjusted to 50 and are reflected in the Final Mark column.

District 5 - Conseil scolaire francophone

#107 - École Ste-Anne, La Grand'Terre

Grades: K-12

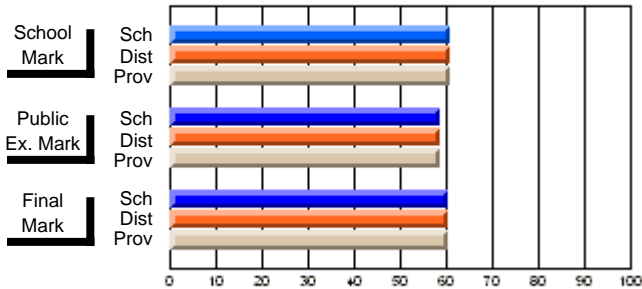
Subject: Mathematics

Course: MATHEMATIQUES 3231			
# students in course: 9			
	School Mark	School vs District	School vs Province
Average Score	60.8		
School	60.8	P	P
District	60.8		
Province	60.8		
Percent of Passes	100.0		
School	100.0	P	P
District	100.0		
Province	100.0		

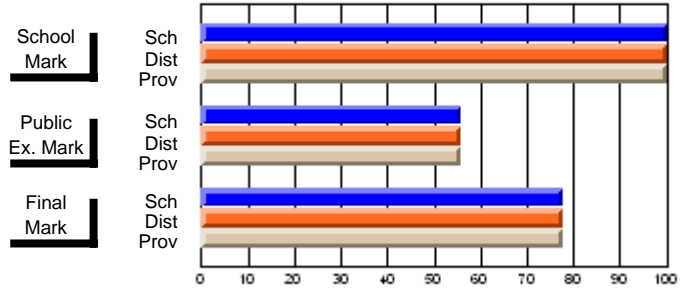
	Public Exam Mark	School vs District	School vs Province
Public Exam Mark	58.8		
School	58.8	P	P
District	58.8		
Province	58.8		
Percent of Passes	55.6		
School	55.6	P	P
District	55.6		
Province	55.6		

	Final Mark	School vs District	School vs Province
Final Mark	60.2		
School	60.2	P	P
District	60.2		
Province	60.2		
Percent of Passes	77.8		
School	77.8	P	P
District	77.8		
Province	77.8		

Average Scores



Percent Passes



* Data from the High School Certification System. The results from supplementary courses are not reflected in these results. All students obtaining a score of 48 or 49 on the final mark, were adjusted to 50 and are reflected in the Final Mark column.

District 5 - Conseil scolaire francophone

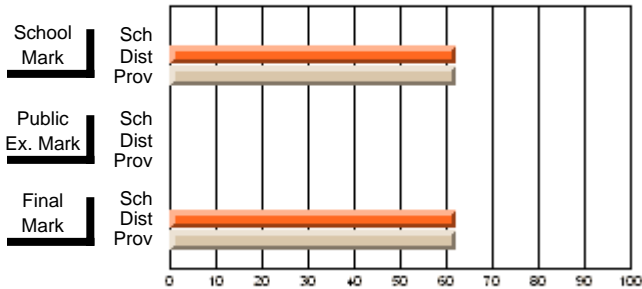
#107 - École Ste-Anne, La Grand'Terre

Grades: K-12

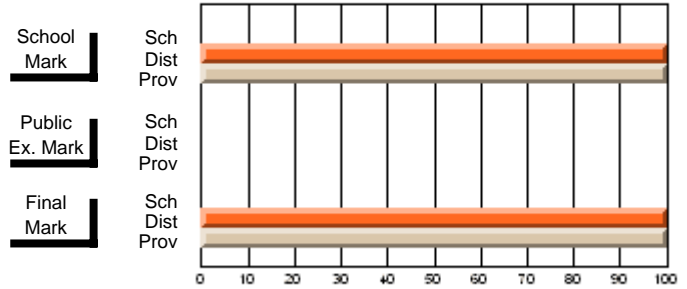
Subject: Mathematics

Course: MATHEMATIQUES 3233				School data has 5 or fewer students. Data withheld for reasons of confidentiality.					
# students in course: 3	School Mark	School vs District	School vs Province	Public Exam Mark	School vs District	School vs Province	Final Mark	School vs District	School vs Province
Average Score									
School									
District	62.0	P	P				62.0	P	P
Province	62.0						62.0		
Percent of Passes									
School									
District	100.0	P	P				100.0	P	P
Province	100.0						100.0		

Average Scores



Percent Passes



* Data from the High School Certification System. The results from supplementary courses are not reflected in these results. All students obtaining a score of 48 or 49 on the final mark, were adjusted to 50 and are reflected in the Final Mark column.

District 5 - Conseil scolaire francophone

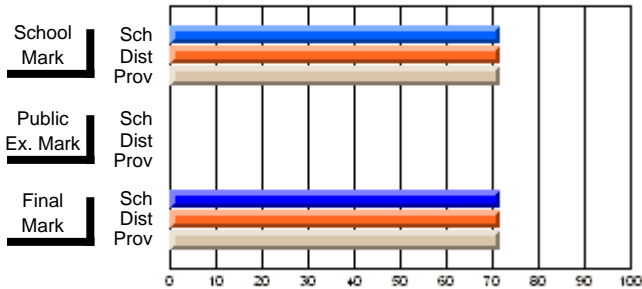
#107 - École Ste-Anne, La Grand'Terre

Grades: K-12

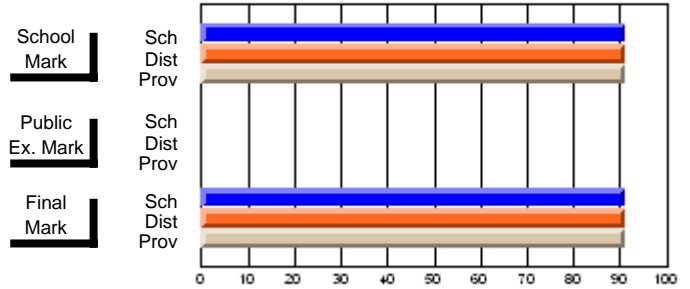
Subject: Music

Course: MUSIQUE 2230									
# students in course: 11									
	School Mark	School vs District	School vs Province	Public Exam Mark	School vs District	School vs Province	Final Mark	School vs District	School vs Province
Average Score	71.6						71.6		
School	71.6	P	P				71.6	P	P
District	71.6						71.6		
Province	71.6						71.6		
Percent of Passes	90.9						90.9		
School	90.9	P	P				90.9	P	P
District	90.9						90.9		
Province	90.9						90.9		

Average Scores



Percent Passes



* Data from the High School Certification System. The results from supplementary courses are not reflected in these results. All students obtaining a score of 48 or 49 on the final mark, were adjusted to 50 and are reflected in the Final Mark column.

District 5 - Conseil scolaire francophone

#107 - École Ste-Anne, La Grand'Terre

Grades: K-12

Subject: Physical Education

Course: L'YEDUCATION PHYSIQUE 1230

students in course: 10

Average Score

	School Mark	School vs District	School vs Province
School	85.1		
District	86.2	q	q
Province	86.2		

Percent of Passes

	School Mark	School vs District	School vs Province
School	100.0		
District	100.0	p	p
Province	100.0		

Public Exam Mark

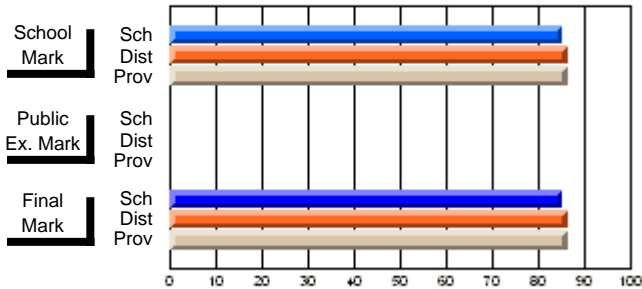
School vs District
School vs Province

Final Mark

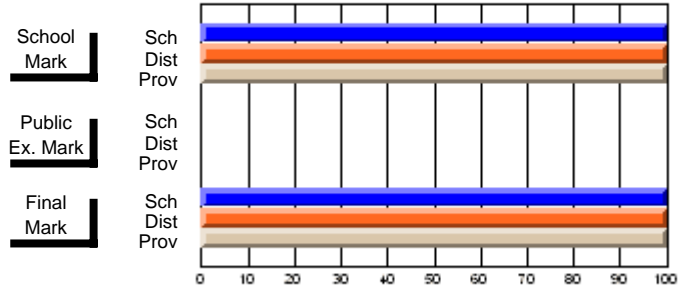
School vs District
School vs Province

School	85.1		
District	86.2	q	q
Province	86.2		
School	100.0		
District	100.0	p	p
Province	100.0		

Average Scores



Percent Passes



* Data from the High School Certification System. The results from supplementary courses are not reflected in these results. All students obtaining a score of 48 or 49 on the final mark, were adjusted to 50 and are reflected in the Final Mark column.

District 5 - Conseil scolaire francophone

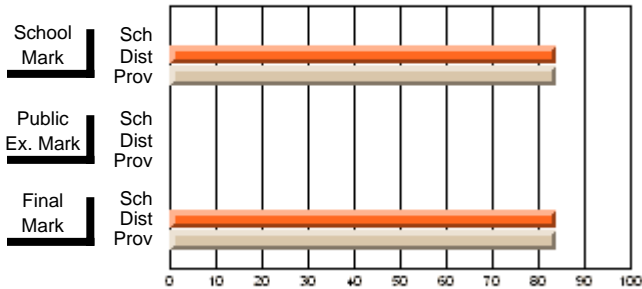
#107 - École Ste-Anne, La Grand'Terre

Grades: K-12

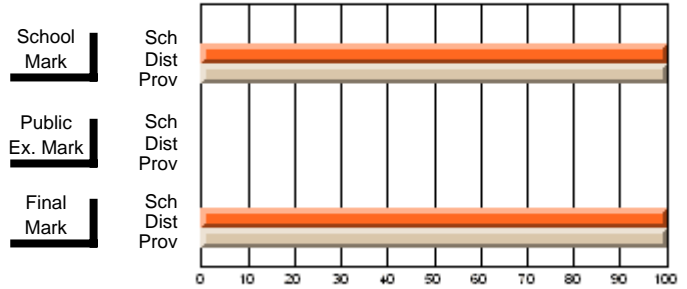
Subject: Physical Education

Course: EDUCATION PHYSIQUE 1243				School data has 5 or fewer students. Data withheld for reasons of confidentiality.								
# students in course: 1												
				School Mark	School vs District	School vs Province	Public Exam Mark	School vs District	School vs Province	Final Mark	School vs District	School vs Province
Average Score												
School												
District				84.0	P	P				84.0	P	P
Province				84.0						84.0		
Percent of Passes												
School												
District				100.0	P	P				100.0	P	P
Province				100.0						100.0		

Average Scores



Percent Passes



* Data from the High School Certification System. The results from supplementary courses are not reflected in these results. All students obtaining a score of 48 or 49 on the final mark, were adjusted to 50 and are reflected in the Final Mark column.

District 5 - Conseil scolaire francophone

#107 - École Ste-Anne, La Grand'Terre

Grades: K-12

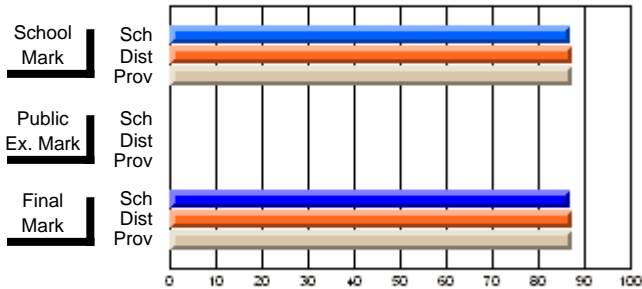
Subject: Physical Education

Course: EDUCATION PHYSIQUE 2243

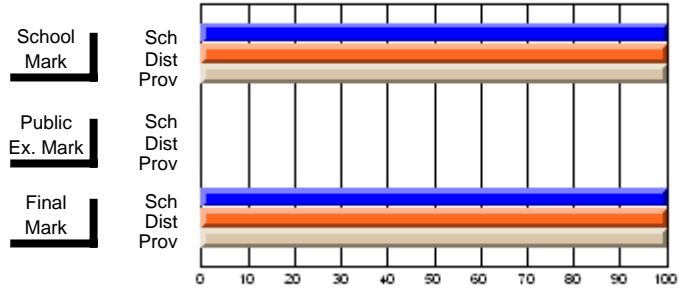
students in course: 12

	School Mark	School vs District	School vs Province	Public Exam Mark	School vs District	School vs Province	Final Mark	School vs District	School vs Province
Average Score	87.0						87.0		
School	87.0						87.0		
District	87.2	q	q				87.2	q	q
Province	87.2						87.2		
Percent of Passes	100.0						100.0		
School	100.0						100.0		
District	100.0	p	p				100.0	p	p
Province	100.0						100.0		

Average Scores



Percent Passes



* Data from the High School Certification System. The results from supplementary courses are not reflected in these results. All students obtaining a score of 48 or 49 on the final mark, were adjusted to 50 and are reflected in the Final Mark column.

District 5 - Conseil scolaire francophone

#107 - École Ste-Anne, La Grand'Terre

Grades: K-12

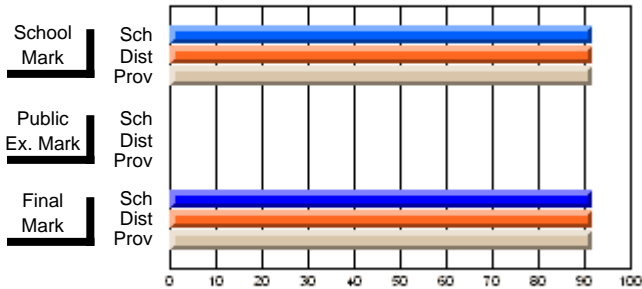
Subject: Physical Education

Course: EDUCATION PHYSIQUE 3243

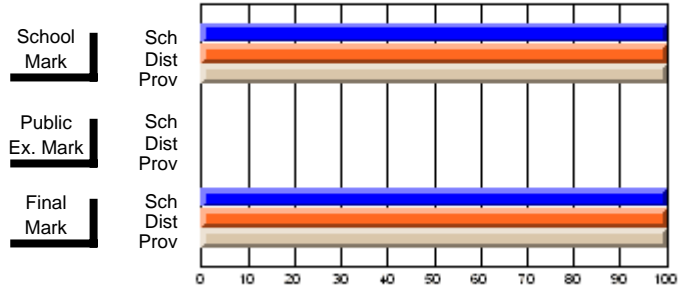
students in course: 11

	School Mark	School vs District	School vs Province	Public Exam Mark	School vs District	School vs Province	Final Mark	School vs District	School vs Province
Average Score	91.6						91.6		
School	91.6						91.6		
District	91.6	P	P				91.6	P	P
Province	91.6						91.6		
Percent of Passes	100.0						100.0		
School	100.0						100.0		
District	100.0	P	P				100.0	P	P
Province	100.0						100.0		

Average Scores



Percent Passes



* Data from the High School Certification System. The results from supplementary courses are not reflected in these results. All students obtaining a score of 48 or 49 on the final mark, were adjusted to 50 and are reflected in the Final Mark column.

District 5 - Conseil scolaire francophone

#107 - École Ste-Anne, La Grand'Terre

Grades: K-12

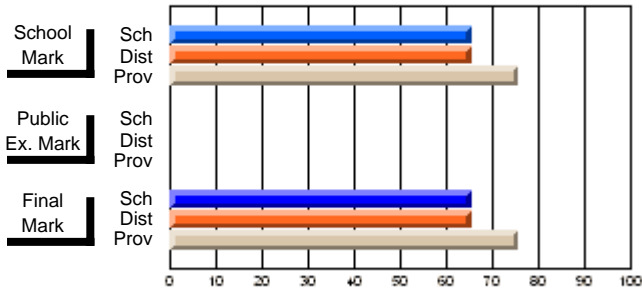
Subject: Social Studies

Course: HISTOIRE DU CANADA 1231

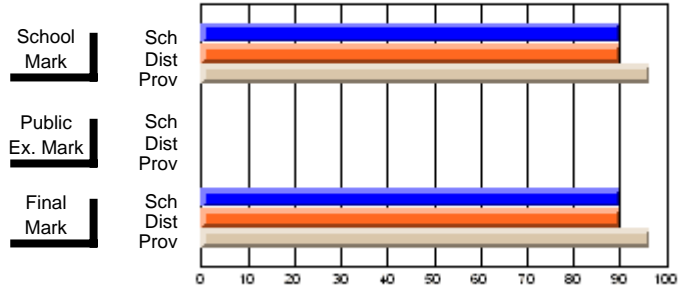
students in course: 10

	School Mark	School vs District	School vs Province	Public Exam Mark	School vs District	School vs Province	Final Mark	School vs District	School vs Province
Average Score	65.4						65.4		
School	65.4						65.4		
District	65.4	P	Q				65.4	P	Q
Province	75.4						75.4		
Percent of Passes	90.0						90.0		
School	90.0						90.0		
District	90.0	P	Q				90.0	P	Q
Province	96.4						96.4		

Average Scores



Percent Passes



* Data from the High School Certification System. The results from supplementary courses are not reflected in these results. All students obtaining a score of 48 or 49 on the final mark, were adjusted to 50 and are reflected in the Final Mark column.

District 5 - Conseil scolaire francophone

#107 - École Ste-Anne, La Grand'Terre

Grades: K-12

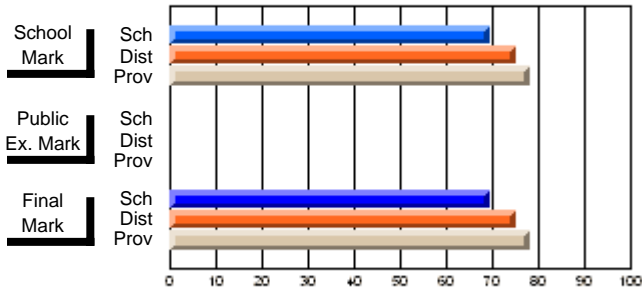
Subject: Social Studies

Course: GEOGRAPHIE DU CANADA 1232

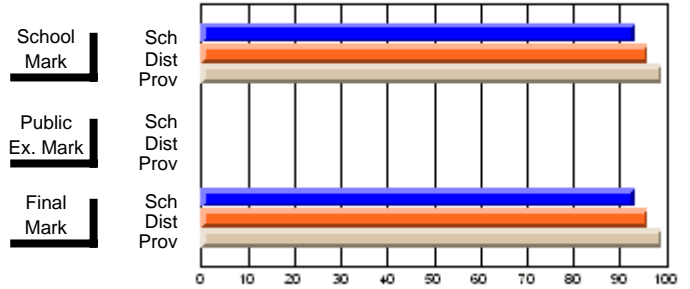
students in course: 15

	School Mark	School vs District	School vs Province	Public Exam Mark	School vs District	School vs Province	Final Mark	School vs District	School vs Province
Average Score	69.3						69.3		
School	69.3						69.3		
District	74.9	q	q				74.9	q	q
Province	78.0						78.0		
Percent of Passes	93.3						93.3		
School	93.3						93.3		
District	96.0	q	q				96.0	q	q
Province	99.0						99.0		

Average Scores



Percent Passes



* Data from the High School Certification System. The results from supplementary courses are not reflected in these results. All students obtaining a score of 48 or 49 on the final mark, were adjusted to 50 and are reflected in the Final Mark column.

District 5 - Conseil scolaire francophone

#107 - École Ste-Anne, La Grand'Terre

Grades: K-12

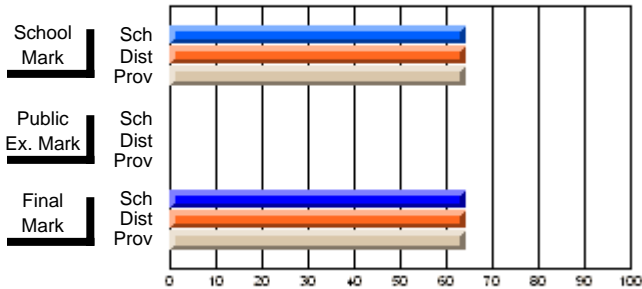
Subject: Social Studies

Course: DROIT CANADIEN 2134

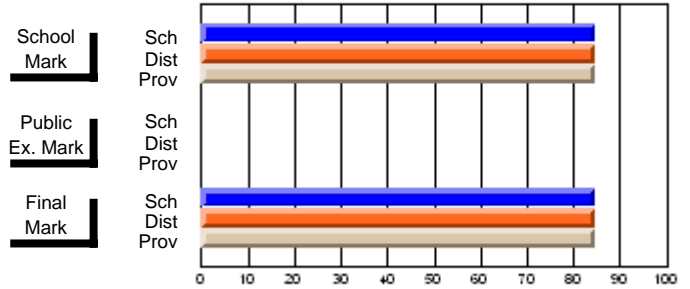
students in course: 13

	School Mark	School vs District	School vs Province	Public Exam Mark	School vs District	School vs Province	Final Mark	School vs District	School vs Province
Average Score	64.1						64.1		
School	64.1						64.1		
District	64.1	P	P				64.1	P	P
Province	64.1						64.1		
Percent of Passes	84.6						84.6		
School	84.6						84.6		
District	84.6	P	P				84.6	P	P
Province	84.6						84.6		

Average Scores



Percent Passes



* Data from the High School Certification System. The results from supplementary courses are not reflected in these results. All students obtaining a score of 48 or 49 on the final mark, were adjusted to 50 and are reflected in the Final Mark column.

District 5 - Conseil scolaire francophone

#107 - École Ste-Anne, La Grand'Terre

Grades: K-12

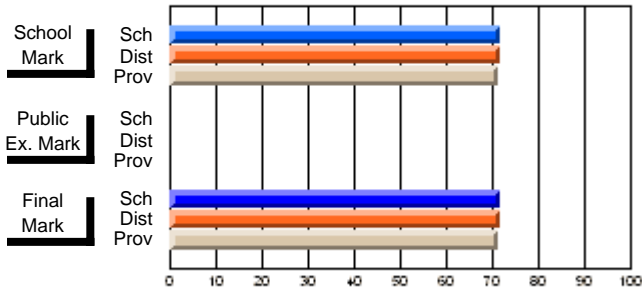
Subject: Social Studies

Course: ECONOMIE CANADIENNE 2233

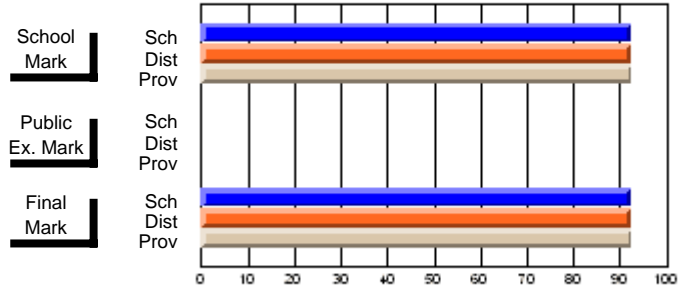
students in course: 13

	School Mark	School vs District	School vs Province	Public Exam Mark	School vs District	School vs Province	Final Mark	School vs District	School vs Province
Average Score	71.9						71.9		
School	71.9						71.9		
District	71.9	P	P				71.9	P	P
Province	71.2						71.2		
Percent of Passes	92.3						92.3		
School	92.3						92.3		
District	92.3	P	Q				92.3	P	Q
Province	92.6						92.6		

Average Scores



Percent Passes



* Data from the High School Certification System. The results from supplementary courses are not reflected in these results. All students obtaining a score of 48 or 49 on the final mark, were adjusted to 50 and are reflected in the Final Mark column.

District 5 - Conseil scolaire francophone

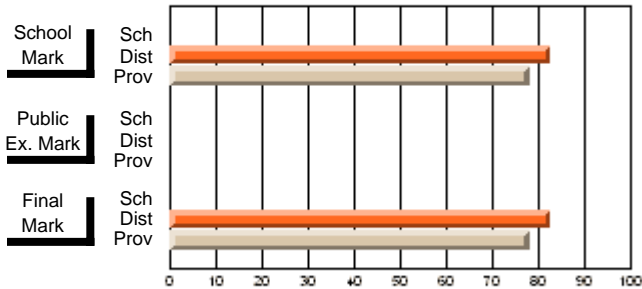
#107 - École Ste-Anne, La Grand'Terre

Grades: K-12

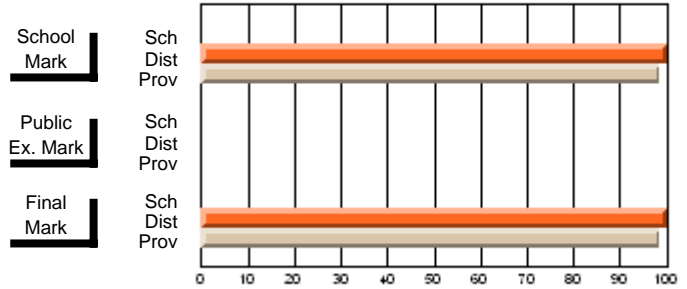
Subject: Social Studies

Course: HISTOIRE MONDIALE 2236				School data has 5 or fewer students. Data withheld for reasons of confidentiality.								
# students in course: 2												
				School Mark	School vs District	School vs Province	Public Exam Mark	School vs District	School vs Province	Final Mark	School vs District	School vs Province
Average Score												
School												
District				82.5	P	P				82.5	P	P
Province				78.0						78.0		
Percent of Passes												
School												
District				100.0	P	P				100.0	P	P
Province				98.6						98.6		

Average Scores



Percent Passes



* Data from the High School Certification System. The results from supplementary courses are not reflected in these results. All students obtaining a score of 48 or 49 on the final mark, were adjusted to 50 and are reflected in the Final Mark column.

District 5 - Conseil scolaire francophone

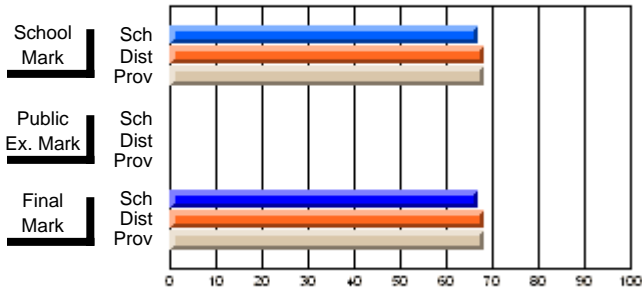
#107 - École Ste-Anne, La Grand'Terre

Grades: K-12

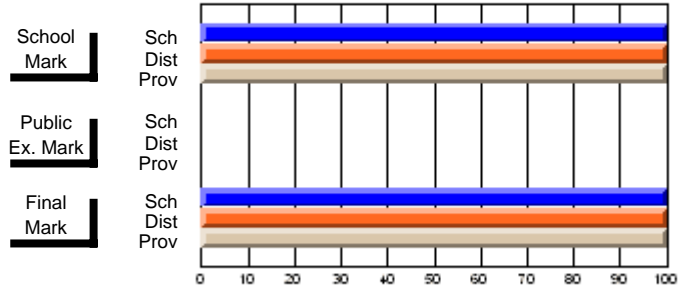
Subject: Français langue première

Course: FRENCH FIRST LANGUAGE 1230			
# students in course: 10	School Mark	School vs District	School vs Province
Average Score	66.8		
School	66.8		
District	68.1	q	q
Province	68.1		
Percent of Passes	100.0		
School	100.0		
District	100.0	p	p
Province	100.0		

Average Scores



Percent Passes



* Data from the High School Certification System. The results from supplementary courses are not reflected in these results. All students obtaining a score of 48 or 49 on the final mark, were adjusted to 50 and are reflected in the Final Mark column.

District 5 - Conseil scolaire francophone

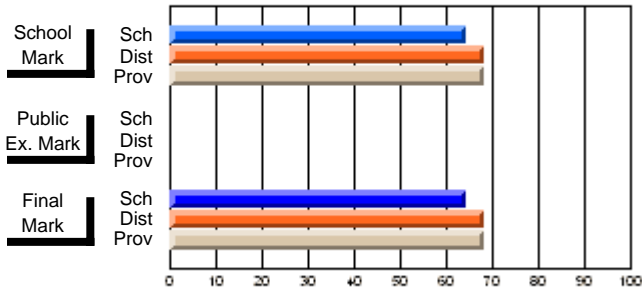
#107 - École Ste-Anne, La Grand'Terre

Grades: K-12

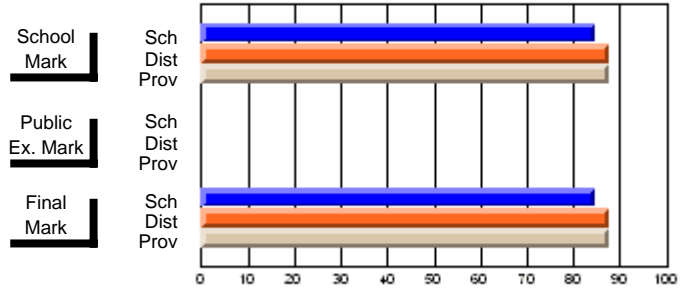
Subject: Français langue première

Course: FRENCH FIRST LANGUAGE 2230			
# students in course: 13	School Mark	School vs District	School vs Province
Average Score	64.3		
School	64.3		
District	68.1	q	q
Province	68.1		
Percent of Passes	84.6		
School	84.6		
District	87.5	q	q
Province	87.5		

Average Scores



Percent Passes



* Data from the High School Certification System. The results from supplementary courses are not reflected in these results. All students obtaining a score of 48 or 49 on the final mark, were adjusted to 50 and are reflected in the Final Mark column.

District 5 - Conseil scolaire francophone

#107 - École Ste-Anne, La Grand'Terre

Grades: K-12

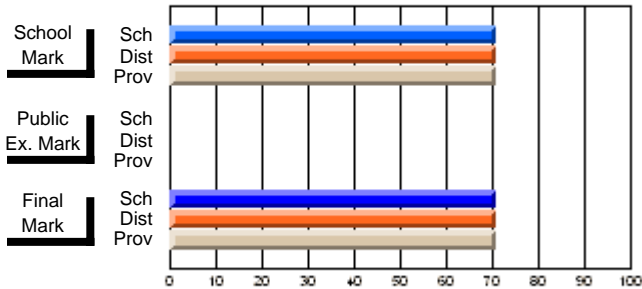
Subject: Français langue première

Course: FRENCH FIRST LANGUAGE 3230			
# students in course: 10	School Mark	School vs District	School vs Province
Average Score	70.8		
School	70.8	P	P
District	70.8		
Province	70.8		
Percent of Passes	100.0		
School	100.0	P	P
District	100.0		
Province	100.0		

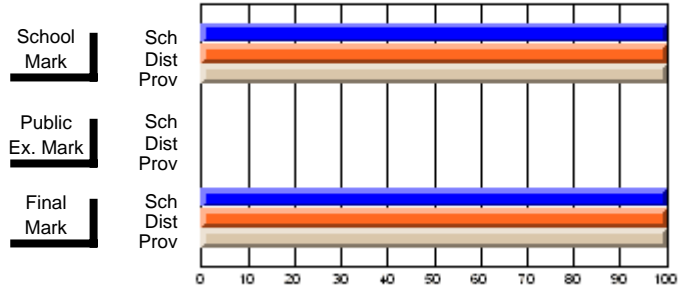
Public Exam Mark	School vs District	School vs Province

Final Mark	School vs District	School vs Province
70.8		
70.8	P	P
70.8		
100.0		
100.0	P	P
100.0		

Average Scores



Percent Passes



* Data from the High School Certification System. The results from supplementary courses are not reflected in these results. All students obtaining a score of 48 or 49 on the final mark, were adjusted to 50 and are reflected in the Final Mark column.

District 5 - Conseil scolaire francophone

#107 - École Ste-Anne, La Grand'Terre

Grades: K-12

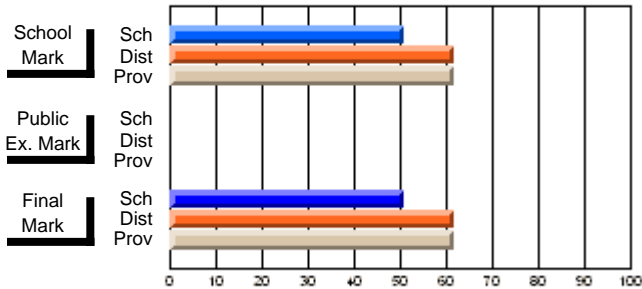
Subject: Science

Course: BIOLOGIE 2231

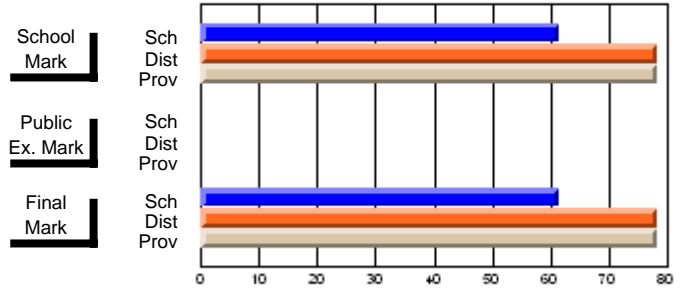
students in course: 13

	School Mark	School vs District	School vs Province	Public Exam Mark	School vs District	School vs Province	Final Mark	School vs District	School vs Province
Average Score	51.0						51.0		
School	51.0						51.0		
District	61.8	q	q				61.8	q	q
Province	61.8						61.8		
Percent of Passes	61.5						61.5		
School	61.5						61.5		
District	78.3	q	q				78.3	q	q
Province	78.3						78.3		

Average Scores



Percent Passes



* Data from the High School Certification System. The results from supplementary courses are not reflected in these results. All students obtaining a score of 48 or 49 on the final mark, were adjusted to 50 and are reflected in the Final Mark column.

District 5 - Conseil scolaire francophone

#107 - École Ste-Anne, La Grand'Terre

Grades: K-12

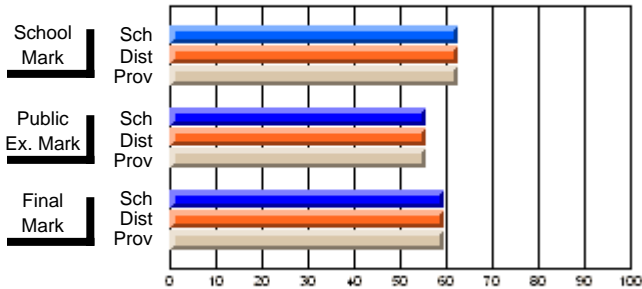
Subject: Science

Course: BIOLOGIE 3231

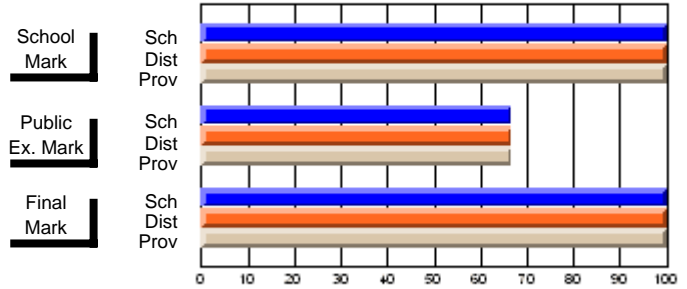
students in course: 9

	School Mark	School vs District	School vs Province	Public Exam Mark	School vs District	School vs Province	Final Mark	School vs District	School vs Province
Average Score	62.6			55.6			59.6		
School	62.6			55.6	P	P	59.6	P	P
District	62.6	P	P	55.6			59.6		
Province	62.6			55.6			59.6		
Percent of Passes	100.0			66.7			100.0		
School	100.0			66.7	P	P	100.0	P	P
District	100.0	P	P	66.7			100.0		
Province	100.0			66.7			100.0		

Average Scores



Percent Passes



* Data from the High School Certification System. The results from supplementary courses are not reflected in these results. All students obtaining a score of 48 or 49 on the final mark, were adjusted to 50 and are reflected in the Final Mark column.

District 5 - Conseil scolaire francophone

#107 - École Ste-Anne, La Grand'Terre

Grades: K-12

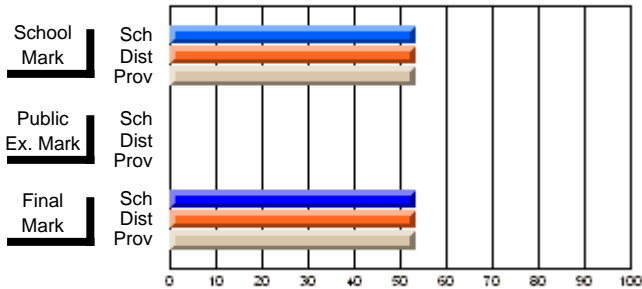
Subject: Science

Course: SCIENCES DE L'ENVIRONNEMENT 3235

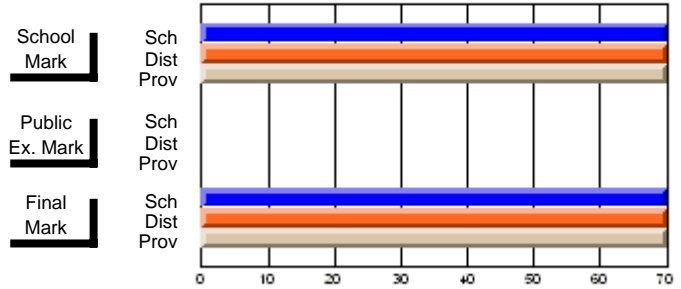
students in course: 10

	School Mark	School vs District	School vs Province	Public Exam Mark	School vs District	School vs Province	Final Mark	School vs District	School vs Province
Average Score	53.2						53.2		
School	53.2						53.2		
District	53.2	P	P				53.2	P	P
Province	53.2						53.2		
Percent of Passes	70.0						70.0		
School	70.0						70.0		
District	70.0	P	P				70.0	P	P
Province	70.0						70.0		

Average Scores



Percent Passes



* Data from the High School Certification System. The results from supplementary courses are not reflected in these results. All students obtaining a score of 48 or 49 on the final mark, were adjusted to 50 and are reflected in the Final Mark column.

District 5 - Conseil scolaire francophone

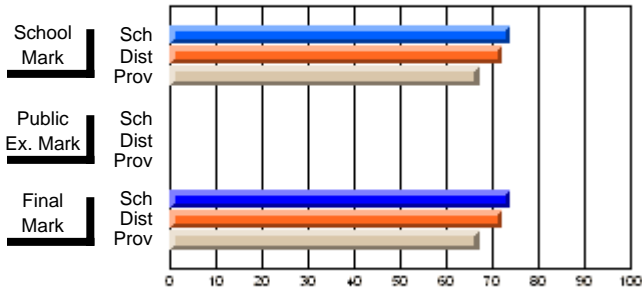
#107 - École Ste-Anne, La Grand'Terre

Grades: K-12

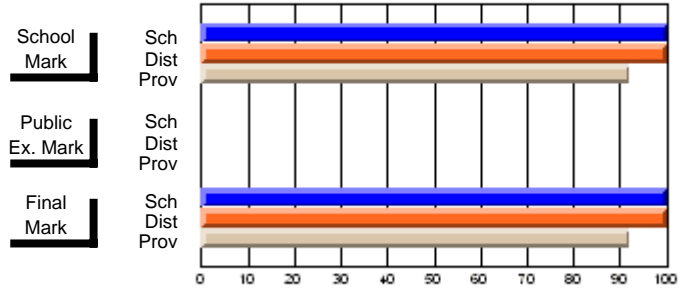
Subject: English Language

Course: ENGLISH 1201									
# students in course: 10									
	School Mark	School vs District	School vs Province	Public Exam Mark	School vs District	School vs Province	Final Mark	School vs District	School vs Province
Average Score	73.7						73.7		
School	73.7						73.7		
District	72.3	P	P				72.3	P	P
Province	67.1						67.1		
Percent of Passes	100.0						100.0		
School	100.0						100.0		
District	100.0	P	P				100.0	P	P
Province	92.1						92.1		

Average Scores



Percent Passes



* Data from the High School Certification System. The results from supplementary courses are not reflected in these results. All students obtaining a score of 48 or 49 on the final mark, were adjusted to 50 and are reflected in the Final Mark column.

District 5 - Conseil scolaire francophone

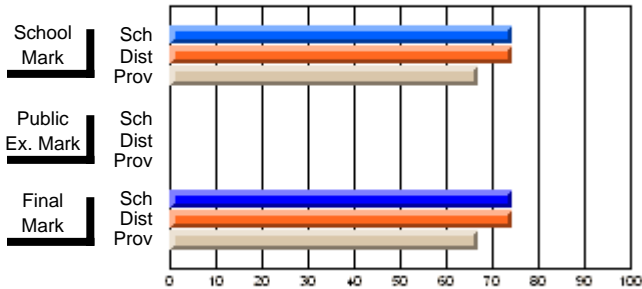
#107 - École Ste-Anne, La Grand'Terre

Grades: K-12

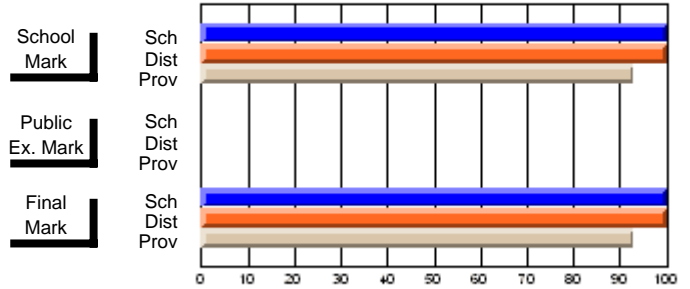
Subject: English Language

Course: ENGLISH 2201									
# students in course: 6									
	School Mark	School vs District	School vs Province	Public Exam Mark	School vs District	School vs Province	Final Mark	School vs District	School vs Province
Average Score	74.2						74.2		
School	74.2	P	P				74.2	P	P
District	74.2						74.2		
Province	66.9						66.9		
Percent of Passes	100.0						100.0		
School	100.0	P	P				100.0	P	P
District	100.0						100.0		
Province	93.0						93.0		

Average Scores



Percent Passes



* Data from the High School Certification System. The results from supplementary courses are not reflected in these results. All students obtaining a score of 48 or 49 on the final mark, were adjusted to 50 and are reflected in the Final Mark column.

District 5 - Conseil scolaire francophone

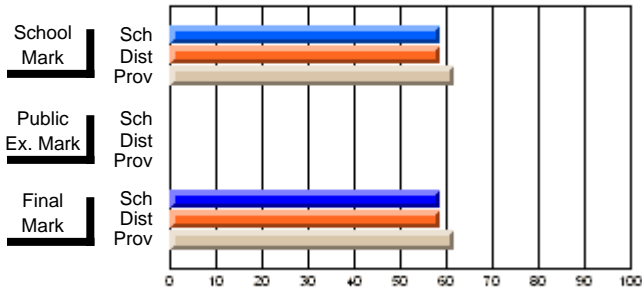
#107 - École Ste-Anne, La Grand'Terre

Grades: K-12

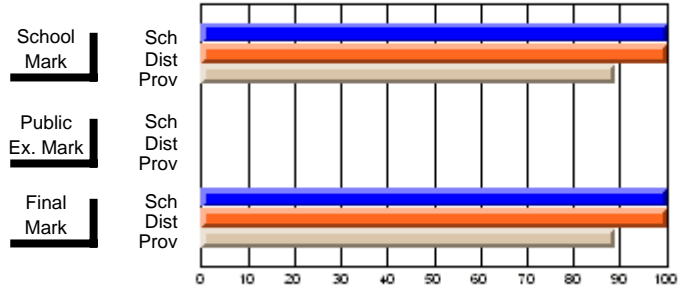
Subject: English Language

Course: ENGLISH 2202									
# students in course: 6									
	School Mark	School vs District	School vs Province	Public Exam Mark	School vs District	School vs Province	Final Mark	School vs District	School vs Province
Average Score	58.5						58.5		
School	58.5						58.5	P	Q
District	58.5	P	Q				58.5		
Province	61.6						61.6		
Percent of Passes	100.0						100.0		
School	100.0						100.0	P	P
District	100.0	P	P				100.0		
Province	88.8						88.8		

Average Scores



Percent Passes



* Data from the High School Certification System. The results from supplementary courses are not reflected in these results. All students obtaining a score of 48 or 49 on the final mark, were adjusted to 50 and are reflected in the Final Mark column.

District 5 - Conseil scolaire francophone

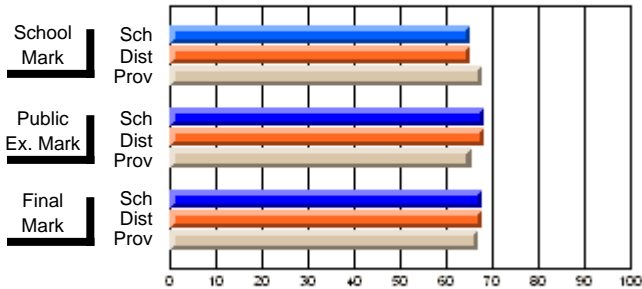
#107 - École Ste-Anne, La Grand'Terre

Grades: K-12

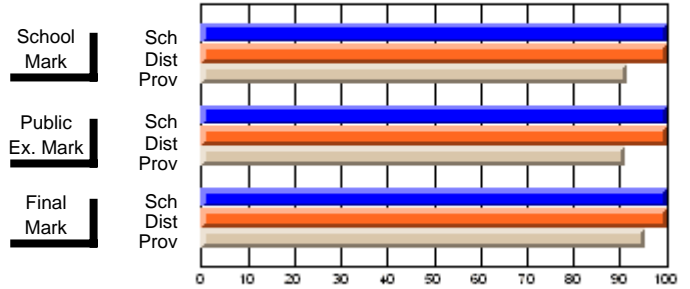
Subject: English Language

Course: ENGLISH 3201									
# students in course: 9									
	School Mark	School vs District	School vs Province	Public Exam Mark	School vs District	School vs Province	Final Mark	School vs District	School vs Province
Average Score	65.3			68.2			67.9		
School	65.3	P	Q	68.2	P	P	67.9	P	P
District	65.3			68.2			67.9		
Province	67.9			65.4			66.8		
Percent of Passes	100.0			100.0			100.0		
School	100.0	P	P	100.0	P	P	100.0	P	P
District	100.0			100.0			100.0		
Province	91.4			91.0			95.4		

Average Scores



Percent Passes



* Data from the High School Certification System. The results from supplementary courses are not reflected in these results. All students obtaining a score of 48 or 49 on the final mark, were adjusted to 50 and are reflected in the Final Mark column.

District 5 - Conseil scolaire francophone

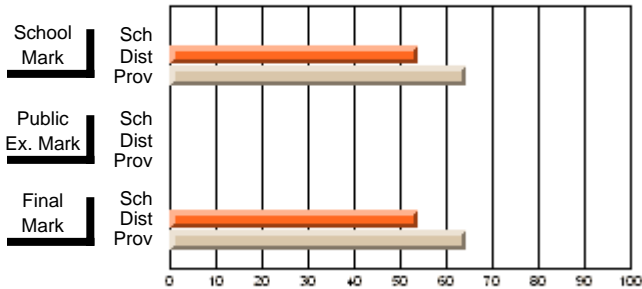
#107 - École Ste-Anne, La Grand'Terre

Grades: K-12

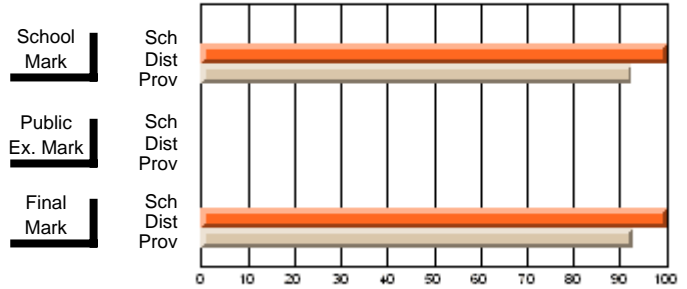
Subject: English Language

Course: ENGLISH 3202				School data has 5 or fewer students. Data withheld for reasons of confidentiality.								
# students in course: 2												
				School Mark	School vs District	School vs Province	Public Exam Mark	School vs District	School vs Province	Final Mark	School vs District	School vs Province
Average Score												
School												
District				54.0	P	Q				54.0	P	Q
Province				64.4						64.4		
Percent of Passes												
School												
District				100.0	P	P				100.0	P	P
Province				92.6						92.7		

Average Scores



Percent Passes



* Data from the High School Certification System. The results from supplementary courses are not reflected in these results. All students obtaining a score of 48 or 49 on the final mark, were adjusted to 50 and are reflected in the Final Mark column.

District 5 - Conseil scolaire francophone

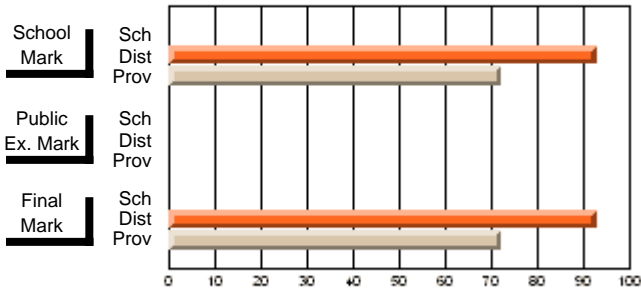
#459 - Centre éducatif l'ENVOL, Labrador City

Grades: K-11

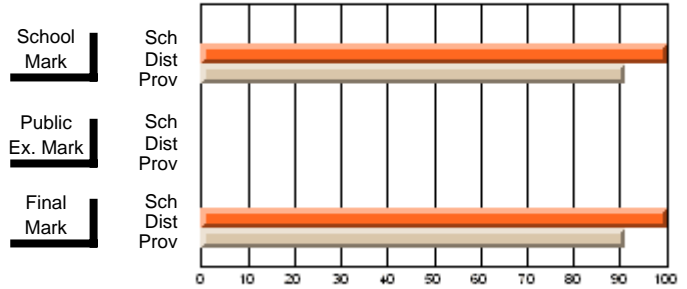
Subject: Art

Course: ART TECHNOLOGIES 1201				School data has 5 or fewer students. Data withheld for reasons of confidentiality.								
# students in course: 4												
				School Mark	School vs District	School vs Province	Public Exam Mark	School vs District	School vs Province	Final Mark	School vs District	School vs Province
Average Score												
School												
District				92.8	P	P				92.8	P	P
Province				72.0						72.0		
Percent of Passes												
School												
District				100.0	P	P				100.0	P	P
Province				91.0						91.0		

Average Scores



Percent Passes



* Data from the High School Certification System. The results from supplementary courses are not reflected in these results. All students obtaining a score of 48 or 49 on the final mark, were adjusted to 50 and are reflected in the Final Mark column.

District 5 - Conseil scolaire francophone

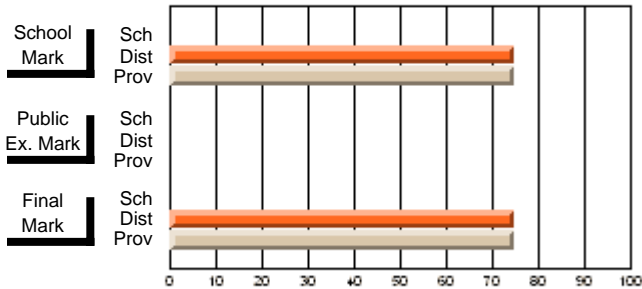
#459 - Centre éducatif l'ENVOL, Labrador City

Grades: K-11

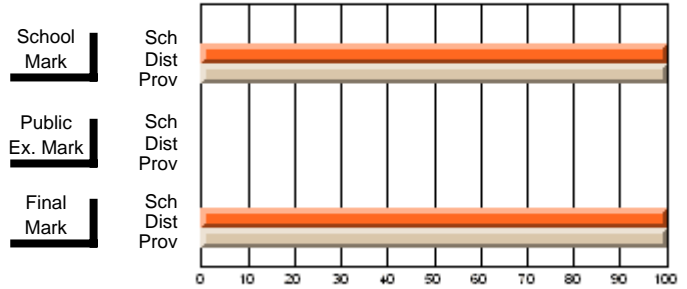
Subject: Family Studies

Course: ETUDIES FAMILIALES 2231				School data has 5 or fewer students. Data withheld for reasons of confidentiality.								
# students in course: 4												
				School Mark	School vs District	School vs Province	Public Exam Mark	School vs District	School vs Province	Final Mark	School vs District	School vs Province
Average Score												
School												
District				74.9	P	P				74.9	P	P
Province				74.9						74.9		
Percent of Passes												
School												
District				100.0	P	P				100.0	P	P
Province				100.0						100.0		

Average Scores



Percent Passes



* Data from the High School Certification System. The results from supplementary courses are not reflected in these results. All students obtaining a score of 48 or 49 on the final mark, were adjusted to 50 and are reflected in the Final Mark column.

District 5 - Conseil scolaire francophone

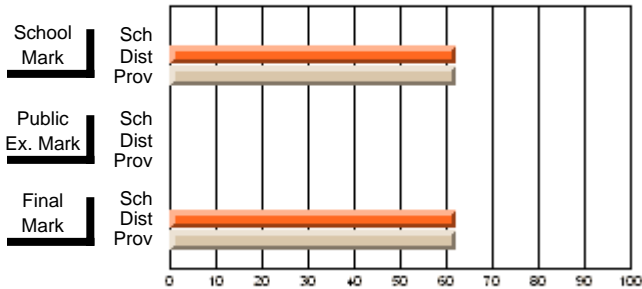
#459 - Centre éducatif l'ENVOL, Labrador City

Grades: K-11

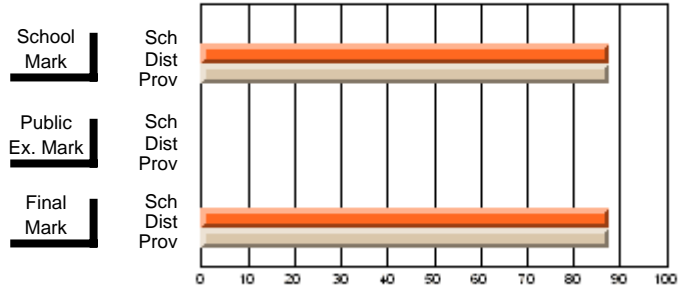
Subject: Mathematics

Course: MATHEMATIQUES 1231				School data has 5 or fewer students. Data withheld for reasons of confidentiality.					
# students in course: 2									
	School Mark	School vs District	School vs Province	Public Exam Mark	School vs District	School vs Province	Final Mark	School vs District	School vs Province
Average Score									
School									
District	62.3	P	P				62.3	P	P
Province	62.3						62.3		
Percent of Passes									
School									
District	87.5	P	P				87.5	P	P
Province	87.5						87.5		

Average Scores



Percent Passes



* Data from the High School Certification System. The results from supplementary courses are not reflected in these results. All students obtaining a score of 48 or 49 on the final mark, were adjusted to 50 and are reflected in the Final Mark column.

District 5 - Conseil scolaire francophone

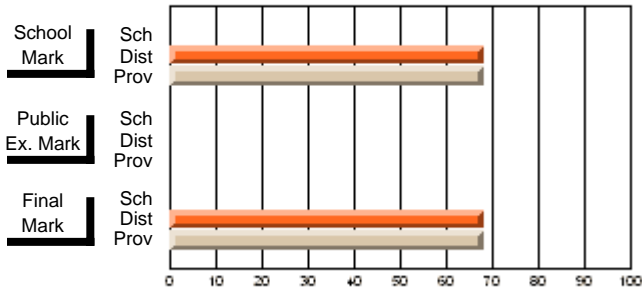
#459 - Centre éducatif l'ENVOL, Labrador City

Grades: K-11

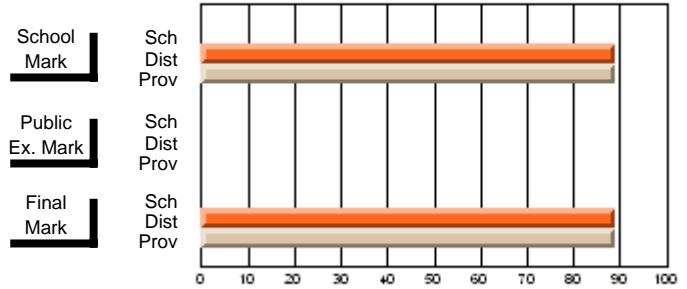
Subject: Mathematics

Course: MATHEMATICS 2231				School data has 5 or fewer students. Data withheld for reasons of confidentiality.					
# students in course: 2									
	School Mark	School vs District	School vs Province	Public Exam Mark	School vs District	School vs Province	Final Mark	School vs District	School vs Province
Average Score									
School									
District	68.0	P	P				68.0	P	P
Province	68.0						68.0		
Percent of Passes									
School									
District	88.9	P	P				88.9	P	P
Province	88.9						88.9		

Average Scores



Percent Passes



* Data from the High School Certification System. The results from supplementary courses are not reflected in these results. All students obtaining a score of 48 or 49 on the final mark, were adjusted to 50 and are reflected in the Final Mark column.

District 5 - Conseil scolaire francophone

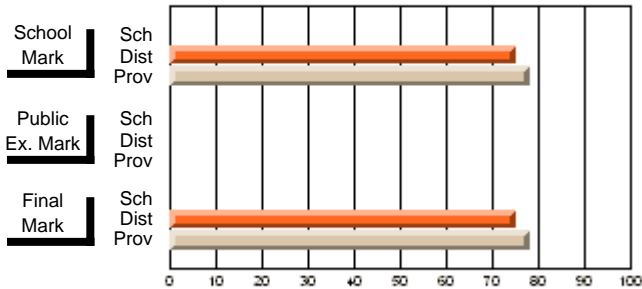
#459 - Centre éducatif l'ENVOL, Labrador City

Grades: K-11

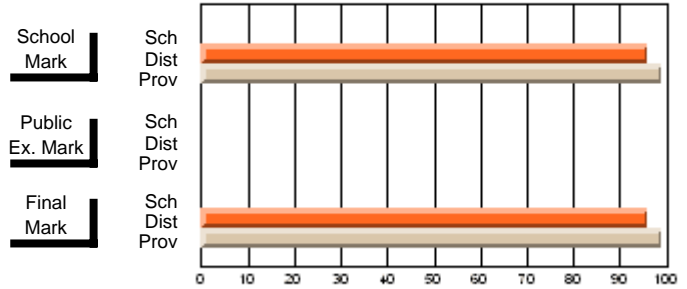
Subject: Social Studies

Course: GEOGRAPHIE DU CANADA 1232				School data has 5 or fewer students. Data withheld for reasons of confidentiality.								
# students in course: 4												
				School Mark	School vs District	School vs Province	Public Exam Mark	School vs District	School vs Province	Final Mark	School vs District	School vs Province
Average Score												
School												
District				74.9	P	P				74.9	P	P
Province				78.0						78.0		
Percent of Passes												
School												
District				96.0	P	P				96.0	P	P
Province				99.0						99.0		

Average Scores



Percent Passes



* Data from the High School Certification System. The results from supplementary courses are not reflected in these results. All students obtaining a score of 48 or 49 on the final mark, were adjusted to 50 and are reflected in the Final Mark column.

District 5 - Conseil scolaire francophone

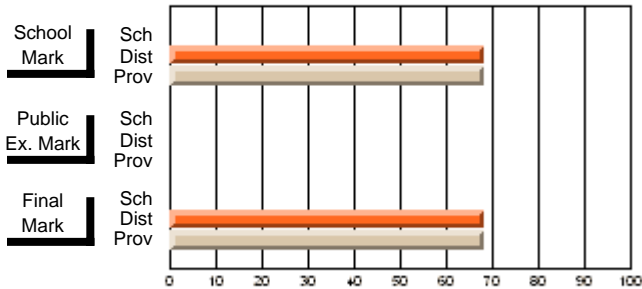
#459 - Centre éducatif l'ENVOL, Labrador City

Grades: K-11

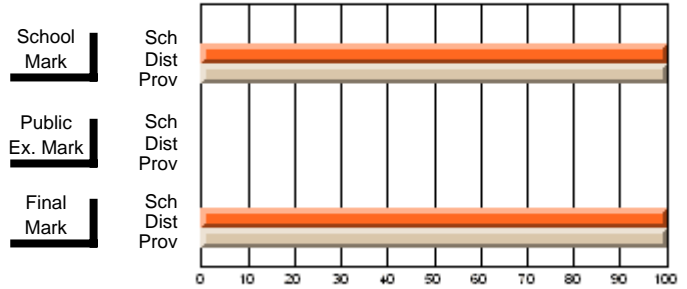
Subject: Français langue première

Course: FRENCH FIRST LANGUAGE 1230				School data has 5 or fewer students. Data withheld for reasons of confidentiality.								
# students in course: 2												
				School Mark	School vs District	School vs Province	Public Exam Mark	School vs District	School vs Province	Final Mark	School vs District	School vs Province
Average Score												
School												
District				68.1	P	P				68.1	P	P
Province				68.1						68.1		
Percent of Passes												
School												
District				100.0	P	P				100.0	P	P
Province				100.0						100.0		

Average Scores



Percent Passes



* Data from the High School Certification System. The results from supplementary courses are not reflected in these results. All students obtaining a score of 48 or 49 on the final mark, were adjusted to 50 and are reflected in the Final Mark column.

District 5 - Conseil scolaire francophone

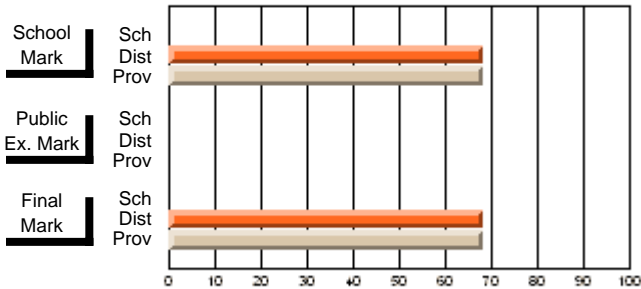
#459 - Centre éducatif l'ENVOL, Labrador City

Grades: K-11

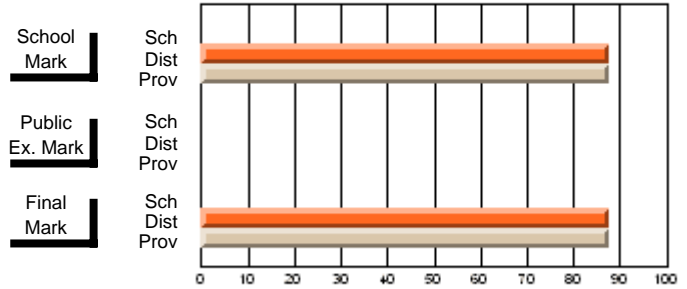
Subject: Français langue première

Course: FRENCH FIRST LANGUAGE 2230				School data has 5 or fewer students. Data withheld for reasons of confidentiality.								
# students in course: 2												
				School Mark	School vs District	School vs Province	Public Exam Mark	School vs District	School vs Province	Final Mark	School vs District	School vs Province
Average Score												
School												
District				68.1	P	P				68.1	P	P
Province				68.1						68.1		
Percent of Passes												
School												
District				87.5	P	P				87.5	P	P
Province				87.5						87.5		

Average Scores



Percent Passes



* Data from the High School Certification System. The results from supplementary courses are not reflected in these results. All students obtaining a score of 48 or 49 on the final mark, were adjusted to 50 and are reflected in the Final Mark column.

District 5 - Conseil scolaire francophone

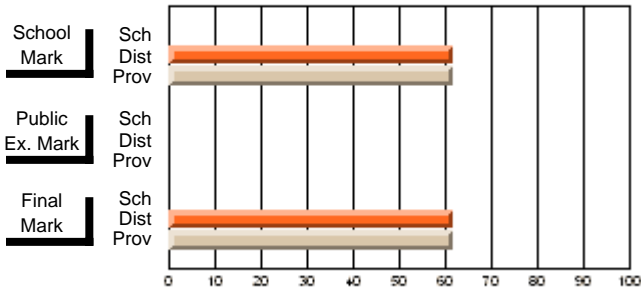
#459 - Centre éducatif l'ENVOL, Labrador City

Grades: K-11

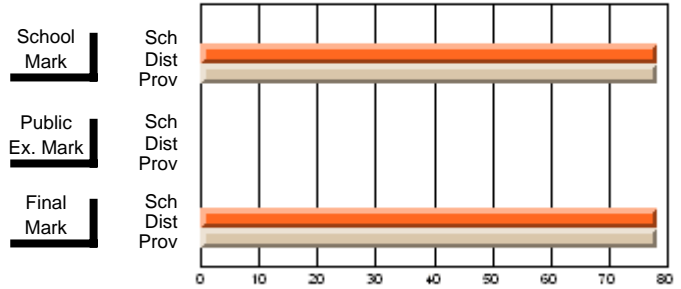
Subject: Science

Course: BIOLOGIE 2231				School data has 5 or fewer students. Data withheld for reasons of confidentiality.								
# students in course: 4												
				School Mark	School vs District	School vs Province	Public Exam Mark	School vs District	School vs Province	Final Mark	School vs District	School vs Province
Average Score												
School												
District				61.8	P	P				61.8	P	P
Province				61.8						61.8		
Percent of Passes												
School												
District				78.3	P	P				78.3	P	P
Province				78.3						78.3		

Average Scores



Percent Passes



* Data from the High School Certification System. The results from supplementary courses are not reflected in these results. All students obtaining a score of 48 or 49 on the final mark, were adjusted to 50 and are reflected in the Final Mark column.

District 5 - Conseil scolaire francophone

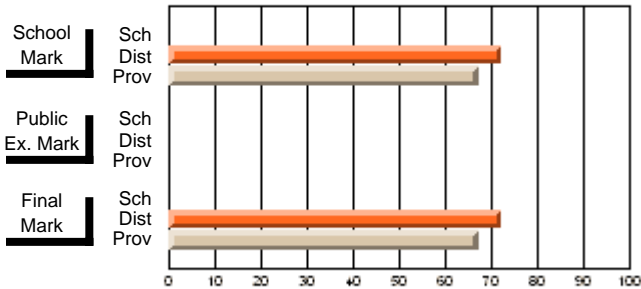
#459 - Centre éducatif l'ENVOL, Labrador City

Grades: K-11

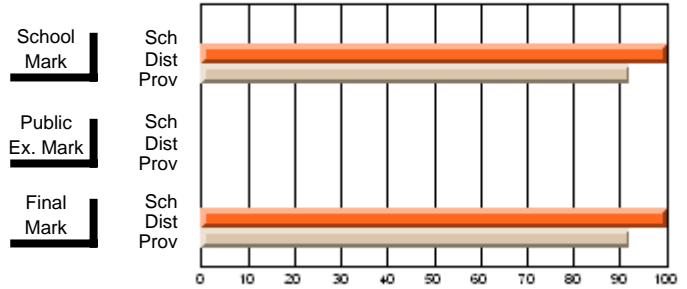
Subject: English Language

Course: ENGLISH 1201				School data has 5 or fewer students. Data withheld for reasons of confidentiality.								
# students in course: 4												
				School Mark	School vs District	School vs Province	Public Exam Mark	School vs District	School vs Province	Final Mark	School vs District	School vs Province
Average Score												
School												
District				72.3	P	P				72.3	P	P
Province				67.1						67.1		
Percent of Passes												
School												
District				100.0	P	P				100.0	P	P
Province				92.1						92.1		

Average Scores



Percent Passes



* Data from the High School Certification System. The results from supplementary courses are not reflected in these results. All students obtaining a score of 48 or 49 on the final mark, were adjusted to 50 and are reflected in the Final Mark column.

District 5 - Conseil scolaire francophone

#460 - École des Grands-Vents, St. John's

Grades: K-11

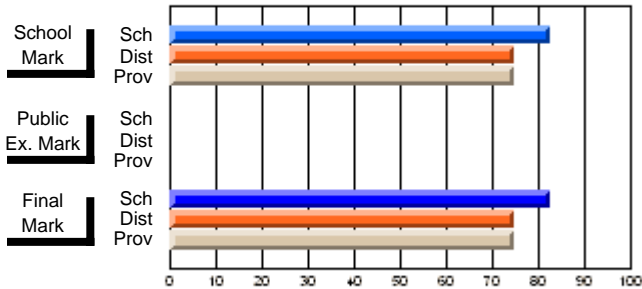
Subject: Family Studies

Course: ETUDIES FAMILIALES 2231

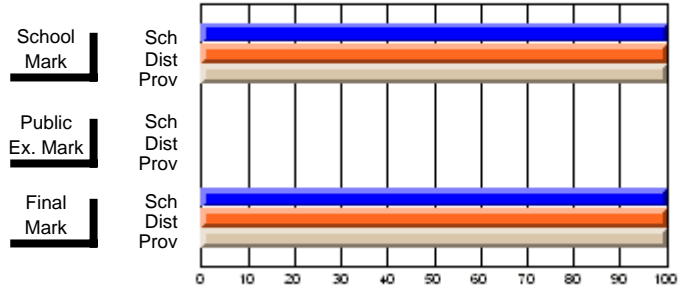
students in course: 6

	School Mark	School vs District	School vs Province	Public Exam Mark	School vs District	School vs Province	Final Mark	School vs District	School vs Province
Average Score	82.7						82.7		
School	82.7						82.7		
District	74.9	P	P				74.9	P	P
Province	74.9						74.9		
Percent of Passes	100.0						100.0		
School	100.0						100.0		
District	100.0	P	P				100.0	P	P
Province	100.0						100.0		

Average Scores



Percent Passes



* Data from the High School Certification System. The results from supplementary courses are not reflected in these results. All students obtaining a score of 48 or 49 on the final mark, were adjusted to 50 and are reflected in the Final Mark column.

District 5 - Conseil scolaire francophone

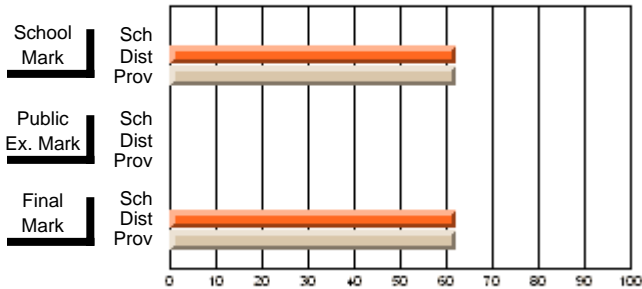
#460 - École des Grands-Vents, St. John's

Grades: K-11

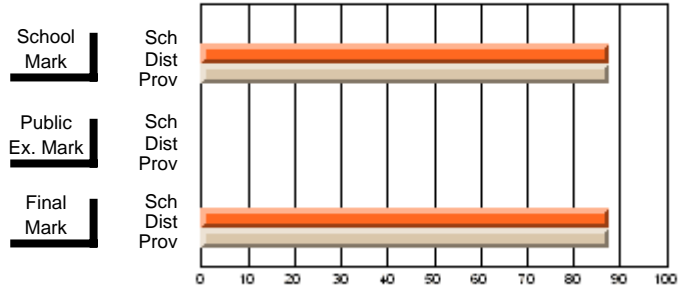
Subject: Mathematics

Course: MATHEMATIQUES 1231				School data has 5 or fewer students. Data withheld for reasons of confidentiality.								
# students in course: 4												
				School Mark	School vs District	School vs Province	Public Exam Mark	School vs District	School vs Province	Final Mark	School vs District	School vs Province
Average Score												
School												
District				62.3	P	P				62.3	P	P
Province				62.3						62.3		
Percent of Passes												
School												
District				87.5	P	P				87.5	P	P
Province				87.5						87.5		

Average Scores



Percent Passes



* Data from the High School Certification System. The results from supplementary courses are not reflected in these results. All students obtaining a score of 48 or 49 on the final mark, were adjusted to 50 and are reflected in the Final Mark column.

District 5 - Conseil scolaire francophone

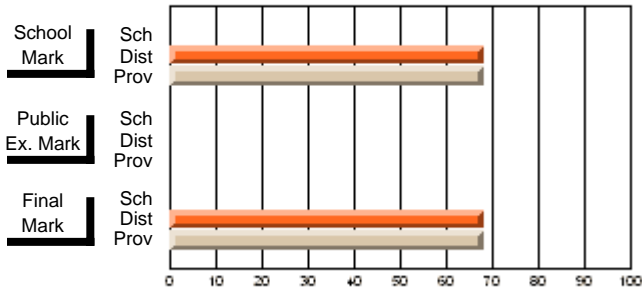
#460 - École des Grands-Vents, St. John's

Grades: K-11

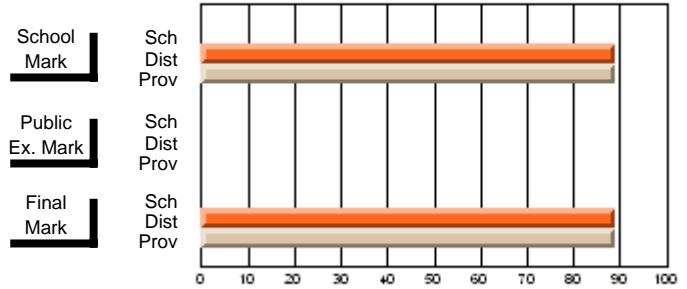
Subject: Mathematics

Course: MATHEMATICS 2231				School data has 5 or fewer students. Data withheld for reasons of confidentiality.								
# students in course: 2												
				School Mark	School vs District	School vs Province	Public Exam Mark	School vs District	School vs Province	Final Mark	School vs District	School vs Province
Average Score												
School												
District				68.0	P	P				68.0	P	P
Province				68.0						68.0		
Percent of Passes												
School												
District				88.9	P	P				88.9	P	P
Province				88.9						88.9		

Average Scores



Percent Passes



* Data from the High School Certification System. The results from supplementary courses are not reflected in these results. All students obtaining a score of 48 or 49 on the final mark, were adjusted to 50 and are reflected in the Final Mark column.

District 5 - Conseil scolaire francophone

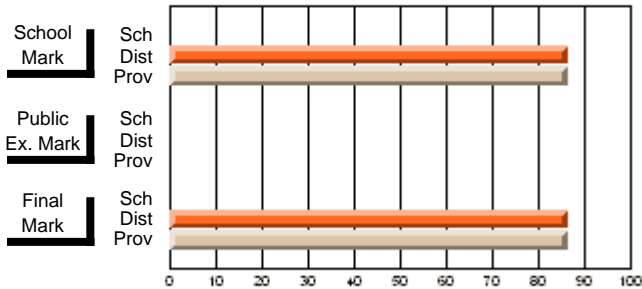
#460 - École des Grands-Vents, St. John's

Grades: K-11

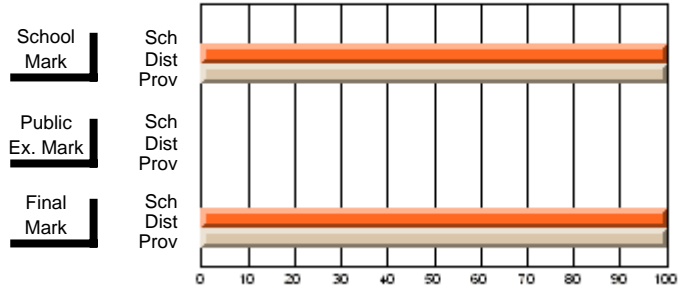
Subject: Physical Education

Course: L'YEDUCATION PHYSIQUE 1230				School data has 5 or fewer students. Data withheld for reasons of confidentiality.					
# students in course: 4									
	School Mark	School vs District	School vs Province	Public Exam Mark	School vs District	School vs Province	Final Mark	School vs District	School vs Province
Average Score									
School									
District	86.2	P	P				86.2	P	P
Province	86.2						86.2		
Percent of Passes									
School									
District	100.0	P	P				100.0	P	P
Province	100.0						100.0		

Average Scores



Percent Passes



* Data from the High School Certification System. The results from supplementary courses are not reflected in these results. All students obtaining a score of 48 or 49 on the final mark, were adjusted to 50 and are reflected in the Final Mark column.

District 5 - Conseil scolaire francophone

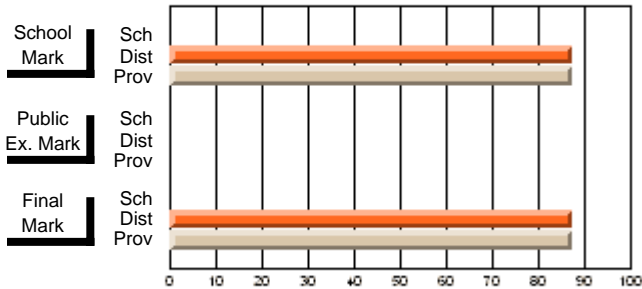
#460 - École des Grands-Vents, St. John's

Grades: K-11

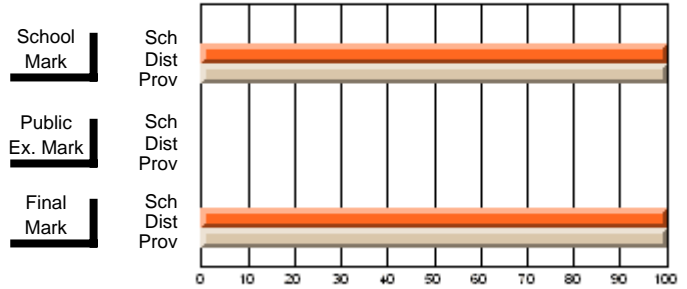
Subject: Physical Education

Course: EDUCATION PHYSIQUE 2243				School data has 5 or fewer students. Data withheld for reasons of confidentiality.					
# students in course: 2									
	School Mark	School vs District	School vs Province	Public Exam Mark	School vs District	School vs Province	Final Mark	School vs District	School vs Province
Average Score									
School									
District	87.2	P	P				87.2	P	P
Province	87.2						87.2		
Percent of Passes									
School									
District	100.0	P	P				100.0	P	P
Province	100.0						100.0		

Average Scores



Percent Passes



* Data from the High School Certification System. The results from supplementary courses are not reflected in these results. All students obtaining a score of 48 or 49 on the final mark, were adjusted to 50 and are reflected in the Final Mark column.

District 5 - Conseil scolaire francophone

#460 - École des Grands-Vents, St. John's

Grades: K-11

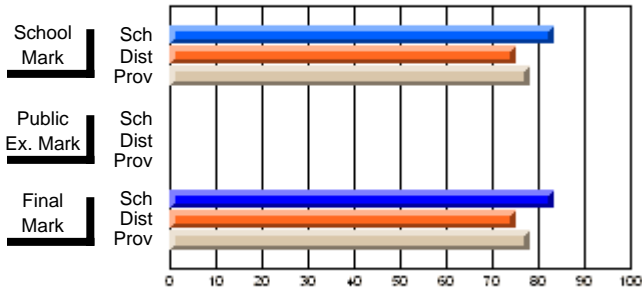
Subject: Social Studies

Course: GEOGRAPHIE DU CANADA 1232

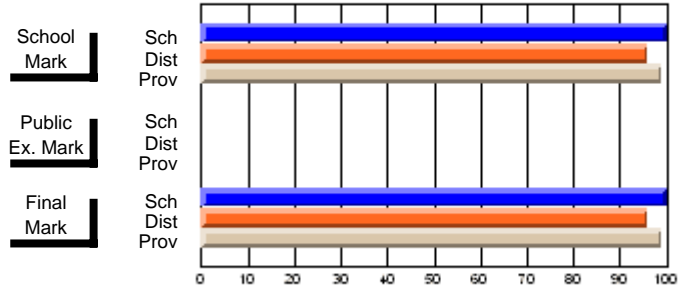
students in course: 6

	School Mark	School vs District	School vs Province	Public Exam Mark	School vs District	School vs Province	Final Mark	School vs District	School vs Province
Average Score	83.2						83.2		
School	83.2						83.2		
District	74.9	P	P				74.9	P	P
Province	78.0						78.0		
Percent of Passes	100.0						100.0		
School	100.0						100.0		
District	96.0	P	P				96.0	P	P
Province	99.0						99.0		

Average Scores



Percent Passes



* Data from the High School Certification System. The results from supplementary courses are not reflected in these results. All students obtaining a score of 48 or 49 on the final mark, were adjusted to 50 and are reflected in the Final Mark column.

District 5 - Conseil scolaire francophone

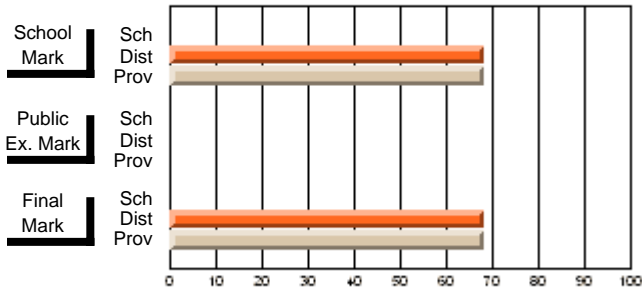
#460 - École des Grands-Vents, St. John's

Grades: K-11

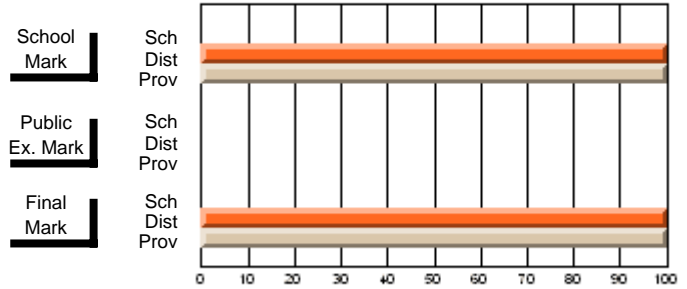
Subject: Français langue première

Course: FRENCH FIRST LANGUAGE 1230				School data has 5 or fewer students. Data withheld for reasons of confidentiality.								
# students in course: 5												
				School Mark	School vs District	School vs Province	Public Exam Mark	School vs District	School vs Province	Final Mark	School vs District	School vs Province
Average Score												
School												
District				68.1	P	P				68.1	P	P
Province				68.1						68.1		
Percent of Passes												
School												
District				100.0	P	P				100.0	P	P
Province				100.0						100.0		

Average Scores



Percent Passes



* Data from the High School Certification System. The results from supplementary courses are not reflected in these results. All students obtaining a score of 48 or 49 on the final mark, were adjusted to 50 and are reflected in the Final Mark column.

District 5 - Conseil scolaire francophone

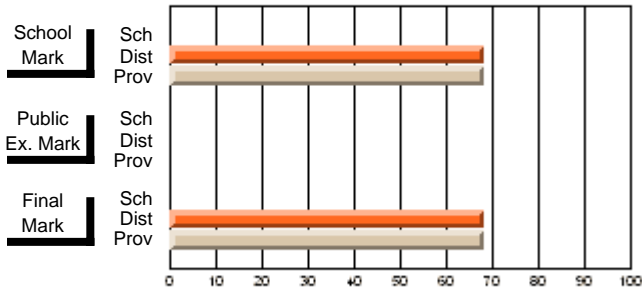
#460 - École des Grands-Vents, St. John's

Grades: K-11

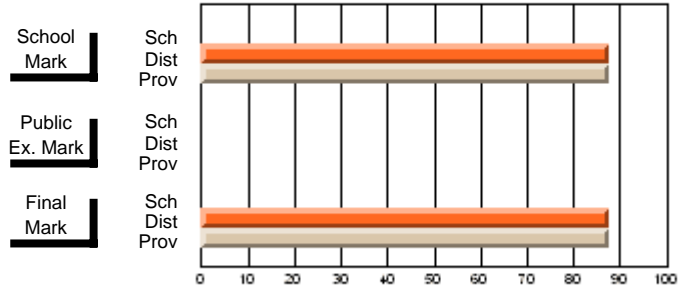
Subject: Français langue première

Course: FRENCH FIRST LANGUAGE 2230				School data has 5 or fewer students. Data withheld for reasons of confidentiality.					
# students in course: 1	School Mark	School vs District	School vs Province	Public Exam Mark	School vs District	School vs Province	Final Mark	School vs District	School vs Province
Average Score									
School									
District	68.1	P	P				68.1	P	P
Province	68.1						68.1		
Percent of Passes									
School									
District	87.5	P	P				87.5	P	P
Province	87.5						87.5		

Average Scores



Percent Passes



* Data from the High School Certification System. The results from supplementary courses are not reflected in these results. All students obtaining a score of 48 or 49 on the final mark, were adjusted to 50 and are reflected in the Final Mark column.

District 5 - Conseil scolaire francophone

#460 - École des Grands-Vents, St. John's

Grades: K-11

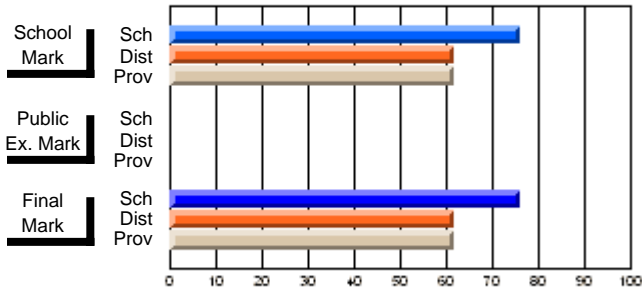
Subject: Science

Course: BIOLOGIE 2231

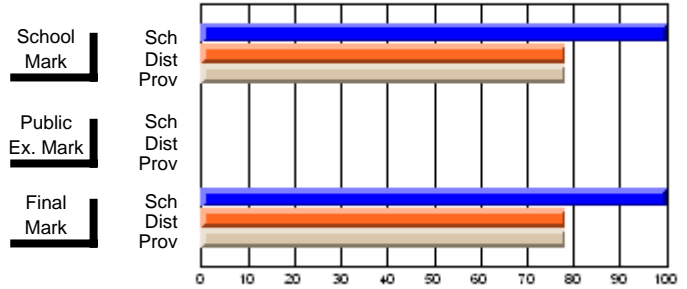
students in course: 6

	School Mark	School vs District	School vs Province	Public Exam Mark	School vs District	School vs Province	Final Mark	School vs District	School vs Province
Average Score	76.2						76.2		
School	76.2						76.2		
District	61.8	P	P				61.8	P	P
Province	61.8						61.8		
Percent of Passes	100.0						100.0		
School	100.0						100.0		
District	78.3	P	P				78.3	P	P
Province	78.3						78.3		

Average Scores



Percent Passes



* Data from the High School Certification System. The results from supplementary courses are not reflected in these results. All students obtaining a score of 48 or 49 on the final mark, were adjusted to 50 and are reflected in the Final Mark column.

District 5 - Conseil scolaire francophone

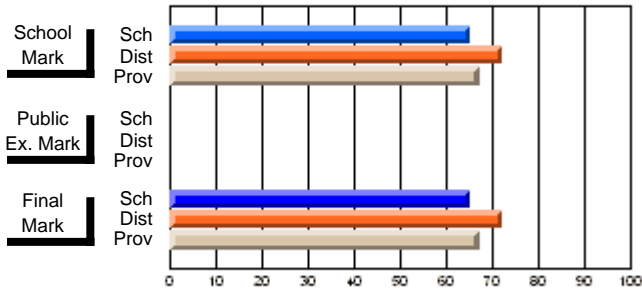
#460 - École des Grands-Vents, St. John's

Grades: K-11

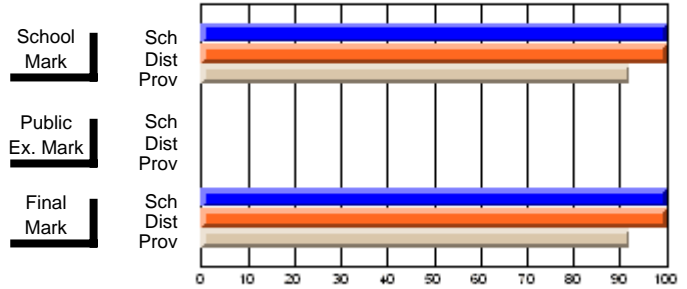
Subject: English Language

Course: ENGLISH 1201									
# students in course: 6									
	School Mark	School vs District	School vs Province	Public Exam Mark	School vs District	School vs Province	Final Mark	School vs District	School vs Province
Average Score	65.2						65.2		
School	72.3	q	q				72.3	q	q
District	67.1						67.1		
Province									
Percent of Passes	100.0						100.0		
School	100.0	P	P				100.0	P	P
District	92.1						92.1		
Province									

Average Scores



Percent Passes



* Data from the High School Certification System. The results from supplementary courses are not reflected in these results. All students obtaining a score of 48 or 49 on the final mark, were adjusted to 50 and are reflected in the Final Mark column.