

District 1 - Labrador

#010 - Menihek High School, Labrador City

Grades: 8-12

Number of Students

41

World History 3201

School
District
Province

**Public
Exam
Mark**

School
vs
District

School
vs
Province

**Final
Mark**

School
vs
District

School
vs
Province

59.1
61.1
61.7

q

q

64.5
65.8
67.2

q

q

Subtest

WWI

School
District
Province

58.3
59.5
61.8

q

q

**Challenges
and Changes**

School
District
Province

57.1
60.0
60.0

q

q

**International
Tensions (1930's
and WWII)**

School
District
Province

70.3
71.2
68.9

q

P

Cold War

School
District
Province

59.8
61.0
61.3

q

q

**Regional
Developments
in Post WWII (5.1)**

School
District
Province

48.7
52.6
54.5

q

q

**Regional
Developments
in Post WWII (5.2)**

School
District
Province

20.6
21.4
38.8

q

q

**Challenges of the
Modern Era**

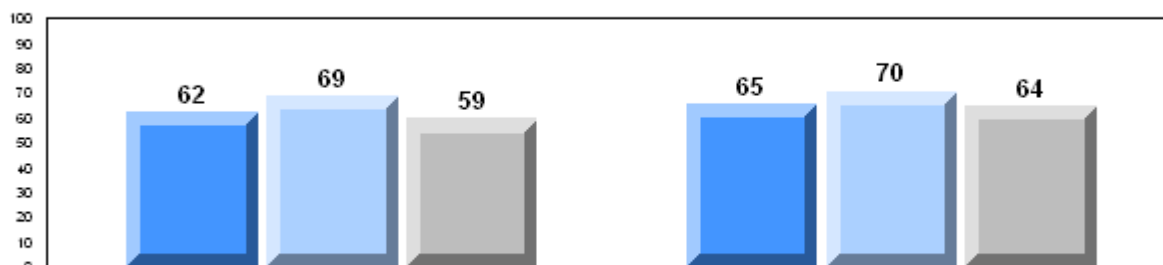
School
District
Province

38.2
42.5
49.2

q

q

Average Score, 2006-2008



Exam Mark

Final Mark

2006



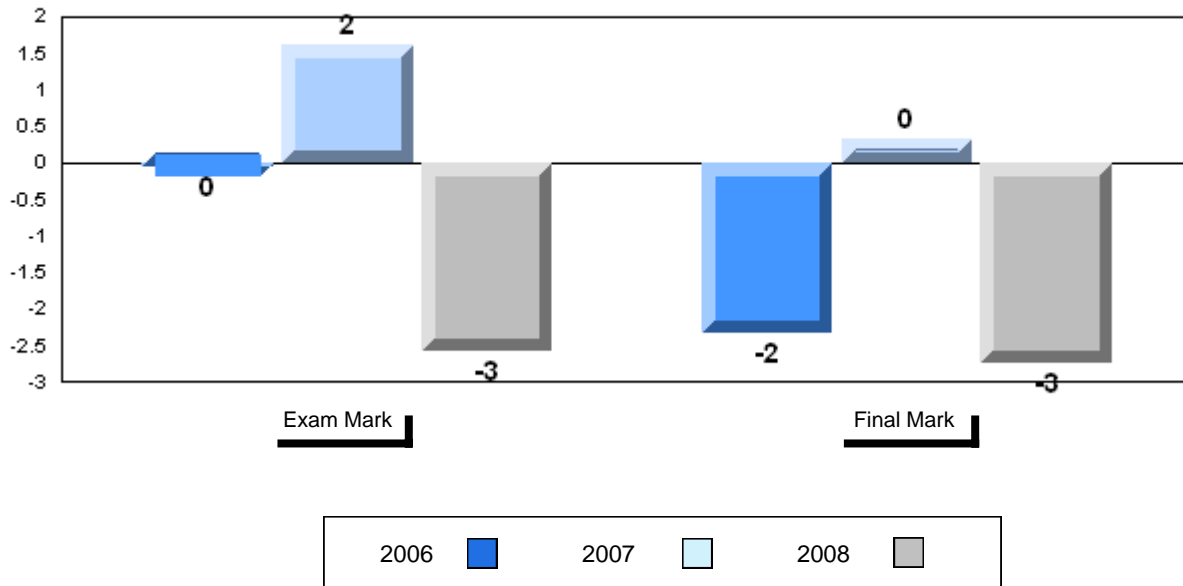
2007



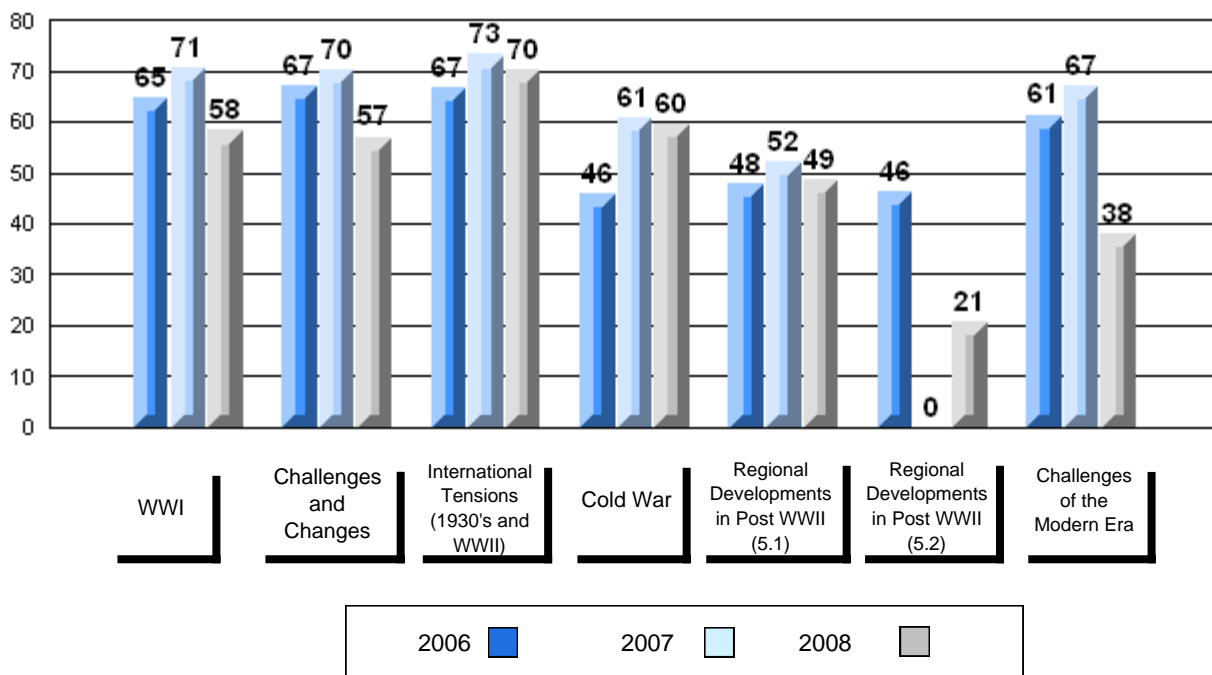
2008



Difference from Provincial Mean, 2006-2008



3 Year Public Exam (Subtest) Mark Trend 2006-2008



District 1 - Labrador

#014 - Jens Haven Memorial, Nain

Grades: K-12

Number of Students

2

World History 3201

Subtest

WWI

**Challenges
and Changes**

**International
Tensions (1930's
and WWII)**

Cold War

**Regional
Developments
in Post WWII (5.1)**

**Regional
Developments
in Post WWII (5.2)**

**Challenges of the
Modern Era**

School
District
Province

School
District
Province

School
District
Province

School
District
Province

School
District
Province

School
District
Province

School
District
Province

School
District
Province

**Public
Exam
Mark**

School
vs
District

School
vs
Province

School data with 5 or fewer
students withheld for reasons of
confidentiality

**Final
Mark**

School
vs
District

School
vs
Province

School data with 5 or fewer
students withheld for reasons of
confidentiality

Average Score, 2006-2008

School data with 5 or fewer students withheld for reasons of confidentiality

Exam Mark

Final Mark

2006



2007



2008



District 1 - Labrador

#014 - Jens Haven Memorial, Nain

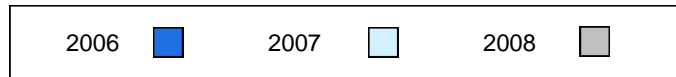
Grades: K-12

Difference from Provincial Mean, 2006-2008

School data with 5 or fewer students withheld for reasons of confidentiality

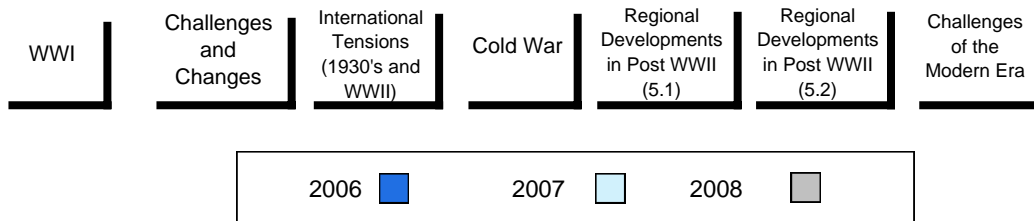
Exam Mark

Final Mark



3 Year Public Exam (Subtest) Mark Trend 2006-2008

School data with 5 or fewer students withheld for reasons of confidentiality



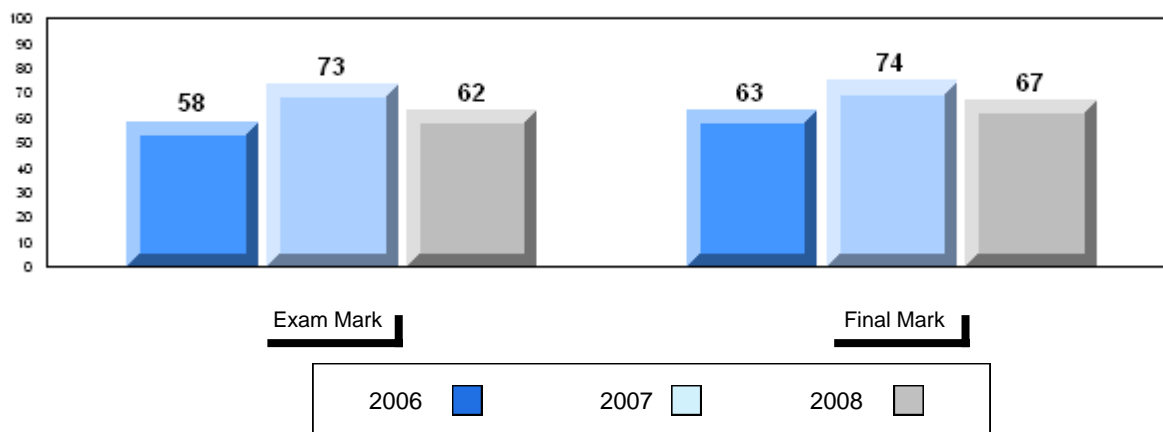
District 1 - Labrador

#477 - Mealy Mountain Collegiate, Happy Valley-Goose Bay

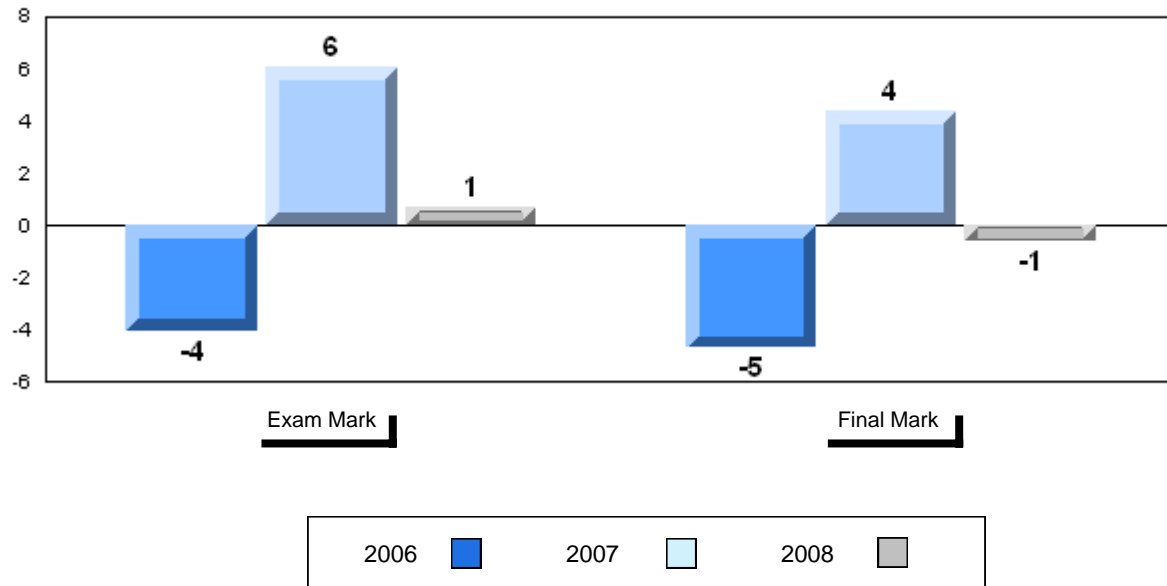
Grades: 8-12

Number of Students	18								
		Public Exam Mark	School vs District	School vs Province		Final Mark	School vs District	School vs Province	
World History 3201	School	62.4	P	P		66.6	P	Q	
	District	61.1				65.8			
	Province	61.7				67.2			
Subtest									
WWI	School	59.3	Q	Q					
	District	59.5							
	Province	61.8							
Challenges and Changes	School	63.9	P	P					
	District	60.0							
	Province	60.0							
International Tensions (1930's and WWII)	School	71.3	P	P					
	District	71.2							
	Province	68.9							
Cold War	School	60.3	Q	Q					
	District	61.0							
	Province	61.3							
Regional Developments in Post WWII (5.1)	School	54.8	P	P					
	District	52.6							
	Province	54.5							
Regional Developments in Post WWII (5.2)	School	23.8	P	Q					
	District	21.4							
	Province	38.8							
Challenges of the Modern Era	School	48.4	P	Q					
	District	42.5							
	Province	49.2							

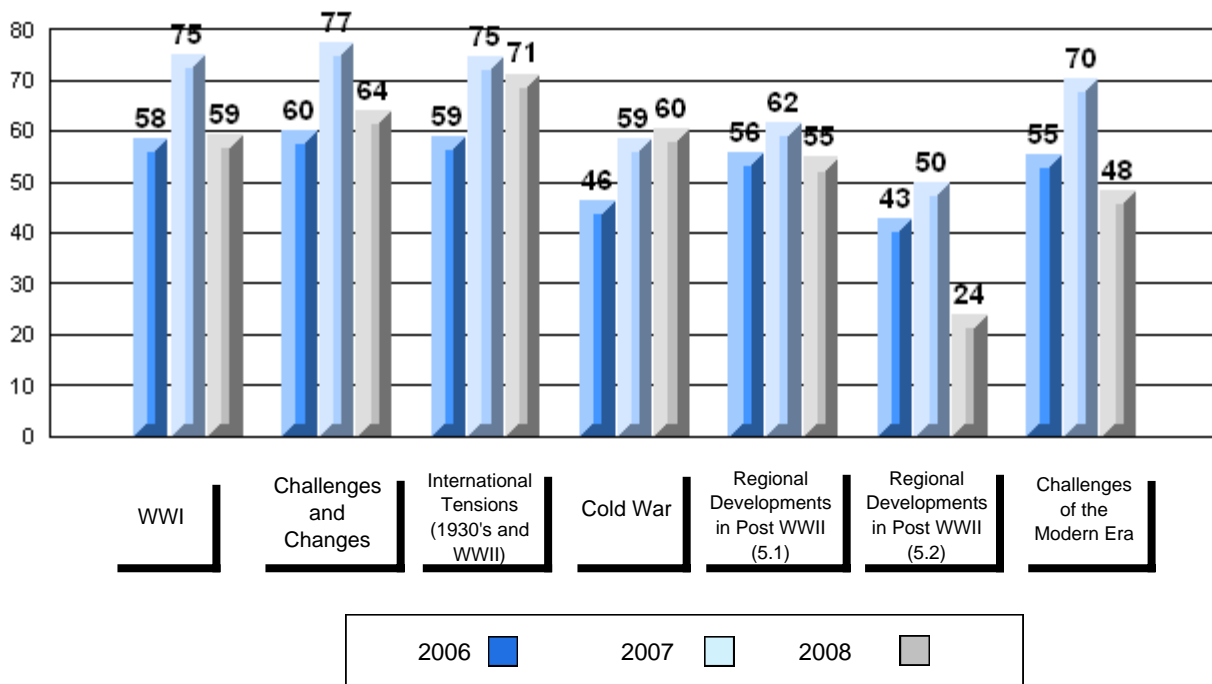
Average Score, 2006-2008



Difference from Provincial Mean, 2006-2008



3 Year Public Exam (Subtest) Mark Trend 2006-2008



District 2 - Western

#088 - Main River Academy, Pollard's Point

Grades: K-12

Number of Students

1

World History 3201

Subtest

WWI

**Challenges
and Changes**

**International
Tensions (1930's
and WWII)**

Cold War

**Regional
Developments
in Post WWII (5.1)**

**Regional
Developments
in Post WWII (5.2)**

**Challenges of the
Modern Era**

School
District
Province

School
District
Province

School
District
Province

School
District
Province

School
District
Province

School
District
Province

School
District
Province

School
District
Province

**Public
Exam
Mark**

School
vs
District

School
vs
Province

School data with 5 or fewer
students withheld for reasons of
confidentiality

**Final
Mark**

School
vs
District

School
vs
Province

School data with 5 or fewer
students withheld for reasons of
confidentiality

Average Score, 2006-2008

School data with 5 or fewer students withheld for reasons of confidentiality

Exam Mark

Final Mark

2006



2007



2008



District 2 - Western

#088 - Main River Academy, Pollard's Point

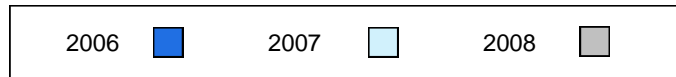
Grades: K-12

Difference from Provincial Mean, 2006-2008

School data with 5 or fewer students withheld for reasons of confidentiality

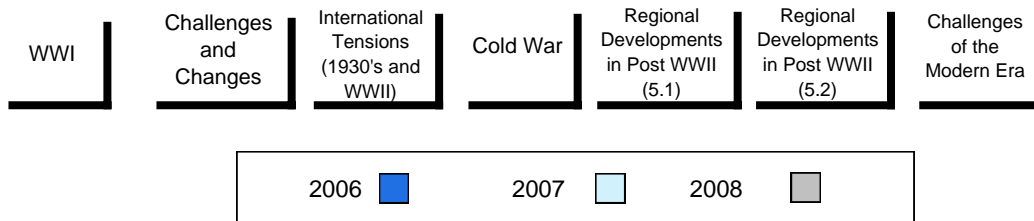
Exam Mark

Final Mark



3 Year Public Exam (Subtest) Mark Trend 2006-2008

School data with 5 or fewer students withheld for reasons of confidentiality



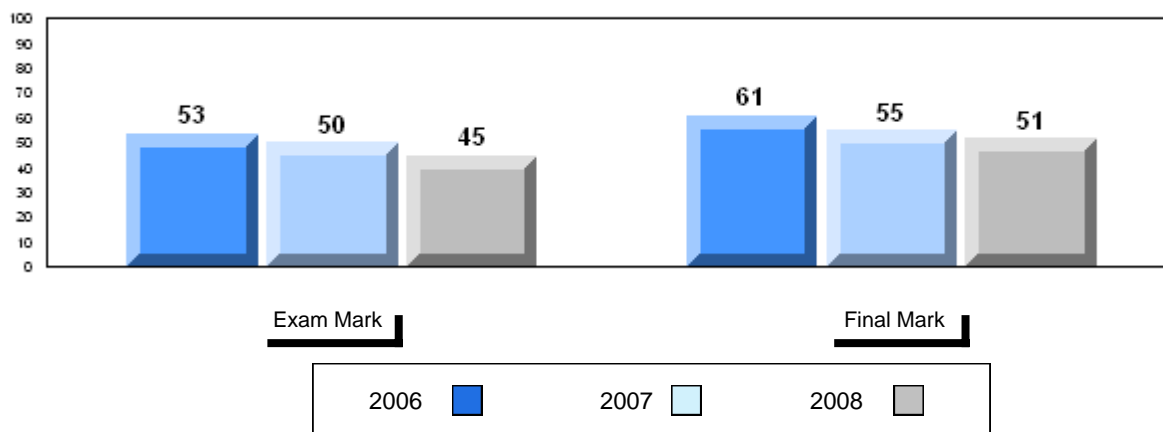
District 2 - Western

#099 - St. James' Regional High School, Channel-Port Aux Bas

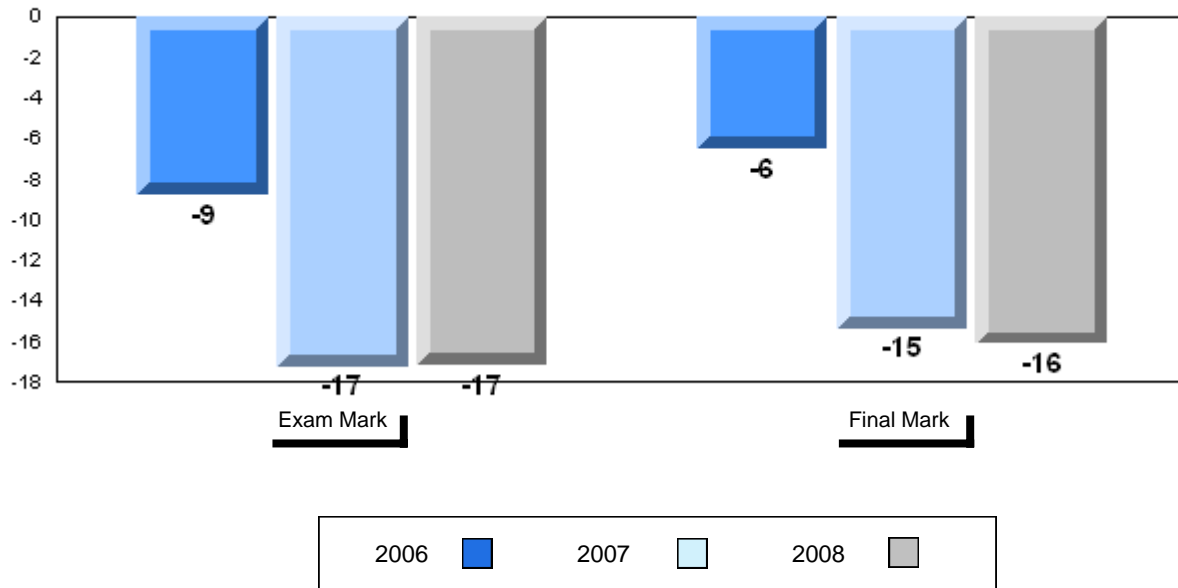
Grades: 7-12

Number of Students	20								
		Public Exam Mark	School vs District	School vs Province		Final Mark	School vs District	School vs Province	
World History 3201	School	44.5	q	q		51.1	q	q	
	District	60.3				65.2			
	Province	61.7				67.2			
<u>Subtest</u>									
WWI	School	47.0	q	q					
	District	60.8							
	Province	61.8							
Challenges and Changes	School	41.9	q	q					
	District	56.1							
	Province	60.0							
International Tensions (1930's and WWII)	School	51.2	q	q					
	District	67.5							
	Province	68.9							
Cold War	School	41.3	q	q					
	District	64.2							
	Province	61.3							
Regional Developments in Post WWII (5.1)	School	35.7	q	q					
	District	56.3							
	Province	54.5							
Regional Developments in Post WWII (5.2)	School	34.8	q	q					
	District	36.9							
	Province	38.8							
Challenges of the Modern Era	School	32.9	q	q					
	District	47.1							
	Province	49.2							

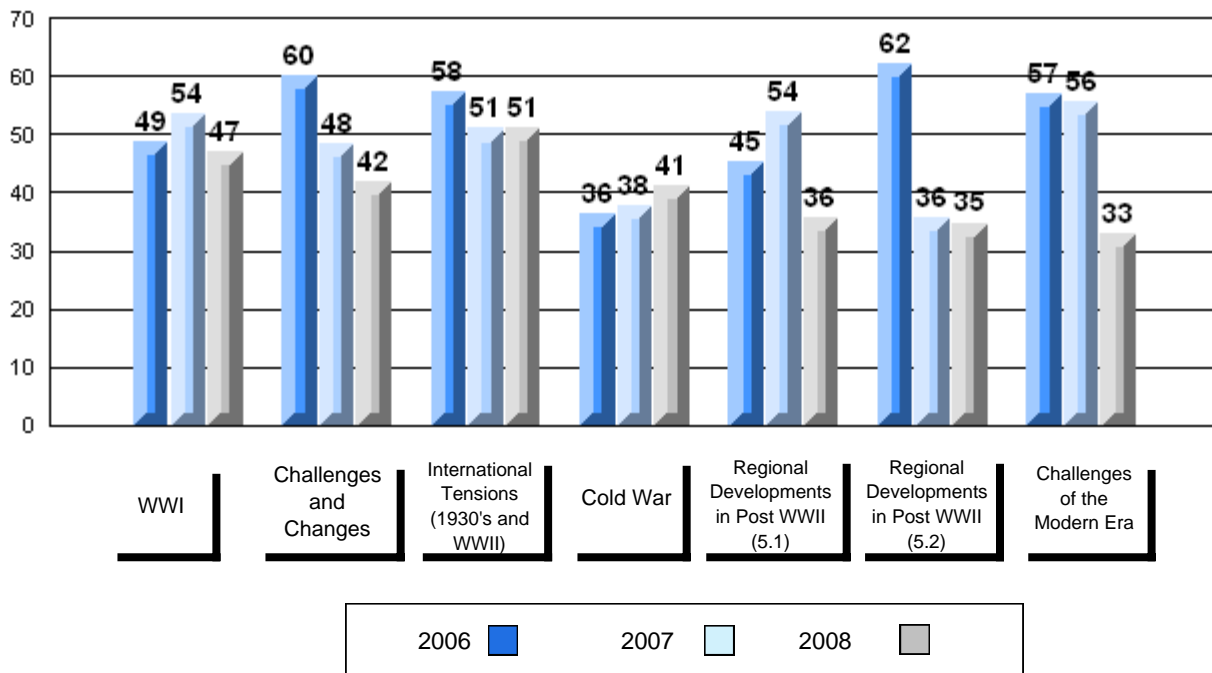
Average Score, 2006-2008



Difference from Provincial Mean, 2006-2008



3 Year Public Exam (Subtest) Mark Trend 2006-2008



District 2 - Western

#119 - Stephenville High, Stephenville

Grades: 9-12

Number of Students

37

World History 3201

School
District
Province

**Public
Exam
Mark**

School
vs
District

School
vs
Province

**Final
Mark**

School
vs
District

School
vs
Province

53.1
60.3
61.7

q

q

61.1
65.2
67.2

q

q

Subtest

WWI

School
District
Province

55.9
60.8
61.8

q

q

**Challenges
and Changes**

School
District
Province

48.9
56.1
60.0

q

q

**International
Tensions (1930's
and WWII)**

School
District
Province

60.1
67.5
68.9

q

q

Cold War

School
District
Province

51.4
64.2
61.3

q

q

**Regional
Developments
in Post WWII (5.1)**

School
District
Province

47.5
56.3
54.5

q

q

**Regional
Developments
in Post WWII (5.2)**

School
District
Province

14.3
36.9
38.8

q

q

**Challenges of the
Modern Era**

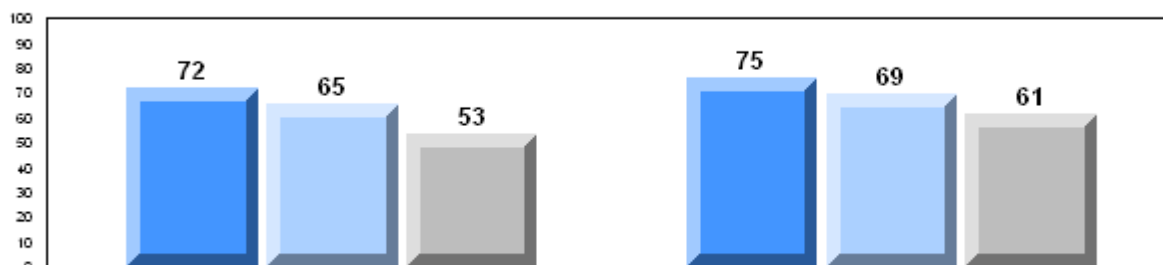
School
District
Province

43.9
47.1
49.2

q

q

Average Score, 2006-2008



Exam Mark

Final Mark

2006



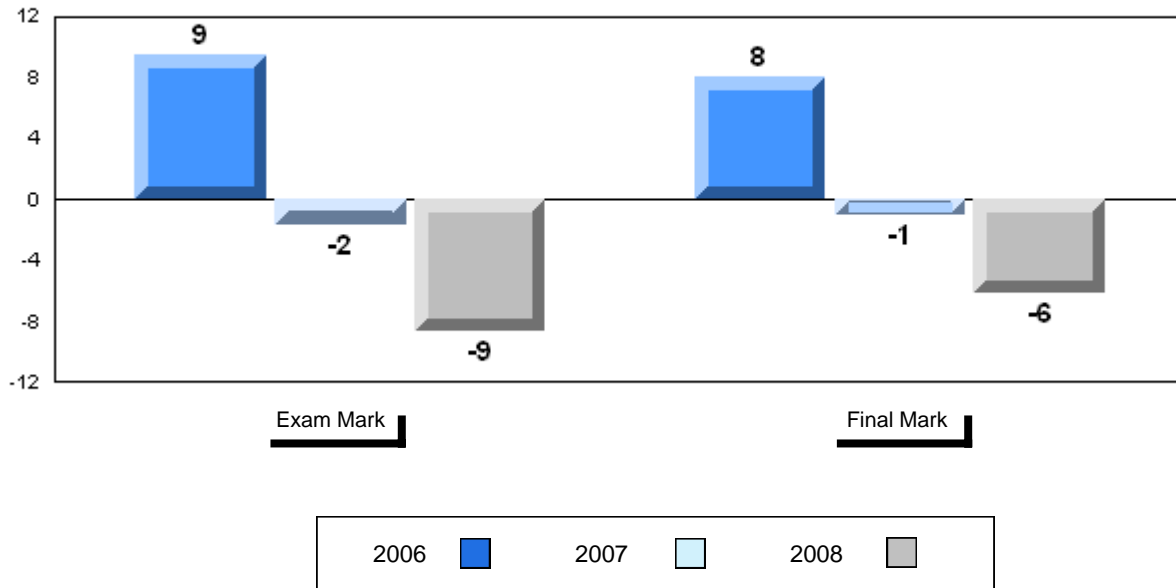
2007



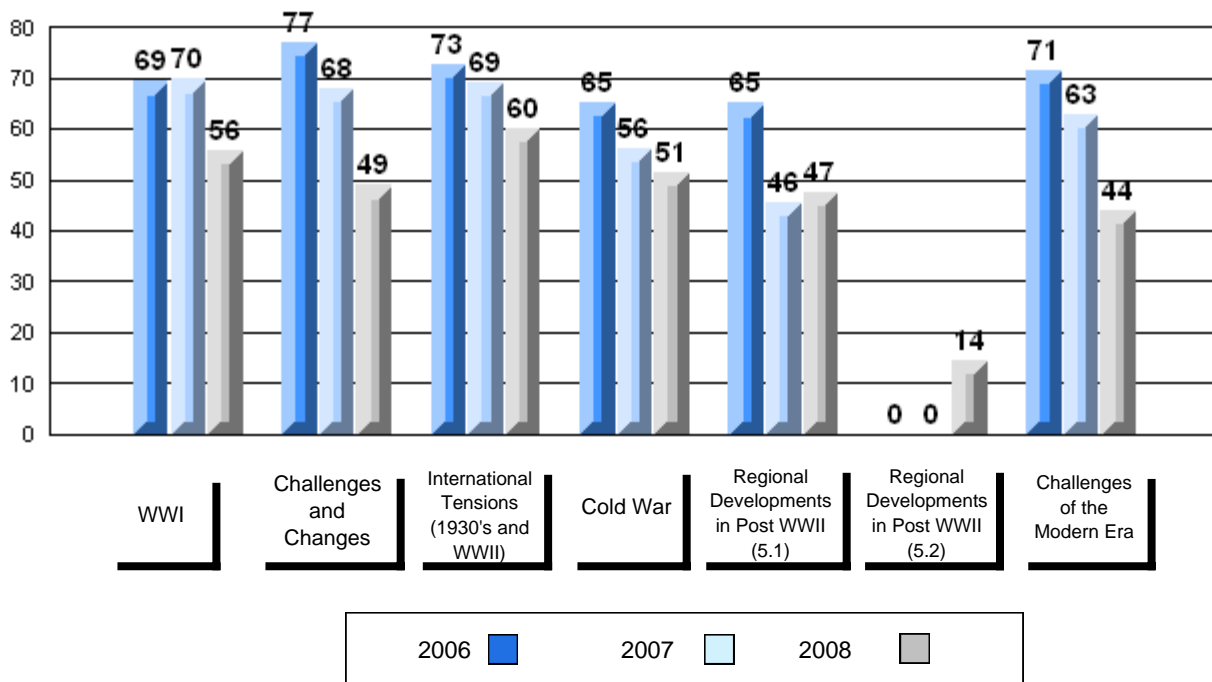
2008



Difference from Provincial Mean, 2006-2008



3 Year Public Exam (Subtest) Mark Trend 2006-2008



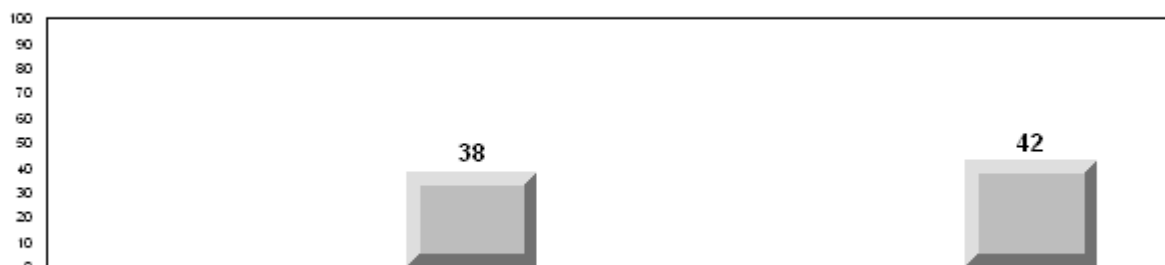
District 2 - Western

#137 - St. Simon and St. Jude Academy, Francois

Grades: 1-6,8-11




Number of Students	5								
		Public Exam Mark	School vs District	School vs Province		Final Mark	School vs District	School vs Province	
World History 3201	School	38.0	q	q		42.4	q	q	
	District	60.3				65.2			
	Province	61.7				67.2			
<u>Subtest</u>									
WWI	School	33.0	q	q					
	District	60.8							
	Province	61.8							
Challenges and Changes	School	29.1	q	q					
	District	56.1							
	Province	60.0							
International Tensions (1930's and WWII)	School	56.2	q	q					
	District	67.5							
	Province	68.9							
Cold War	School	42.1	q	q					
	District	64.2							
	Province	61.3							
Regional Developments in Post WWII (5.1)	School	14.3	q	q					
	District	56.3							
	Province	54.5							
Regional Developments in Post WWII (5.2)	School	35.7	q	q					
	District	36.9							
	Province	38.8							
Challenges of the Modern Era	School	18.6	q	q					
	District	47.1							
	Province	49.2							

Average Score, 2006-2008

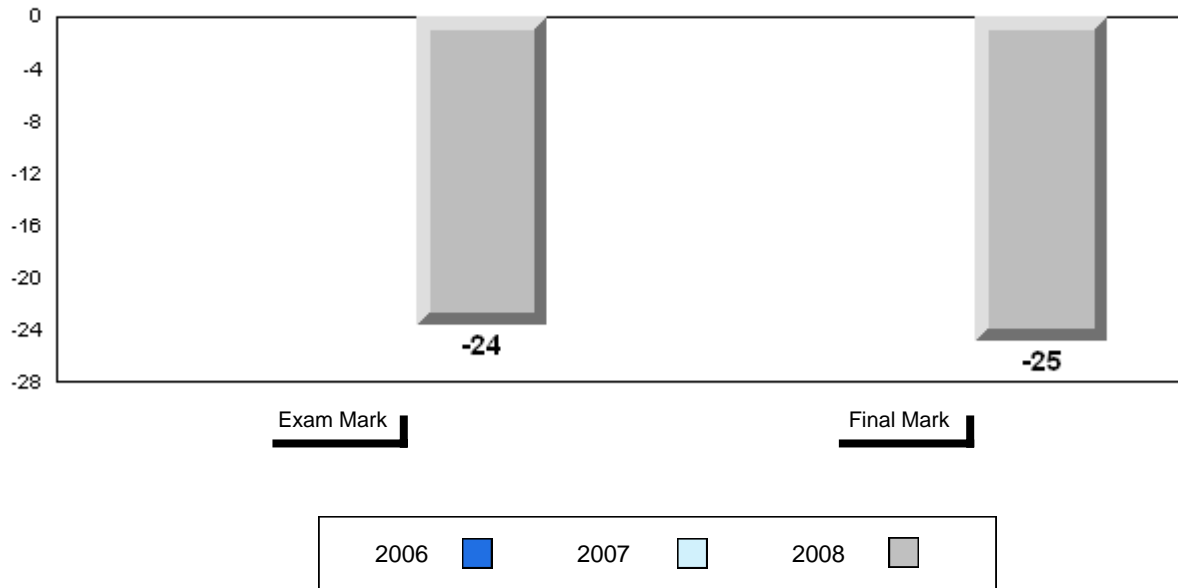


Exam Mark

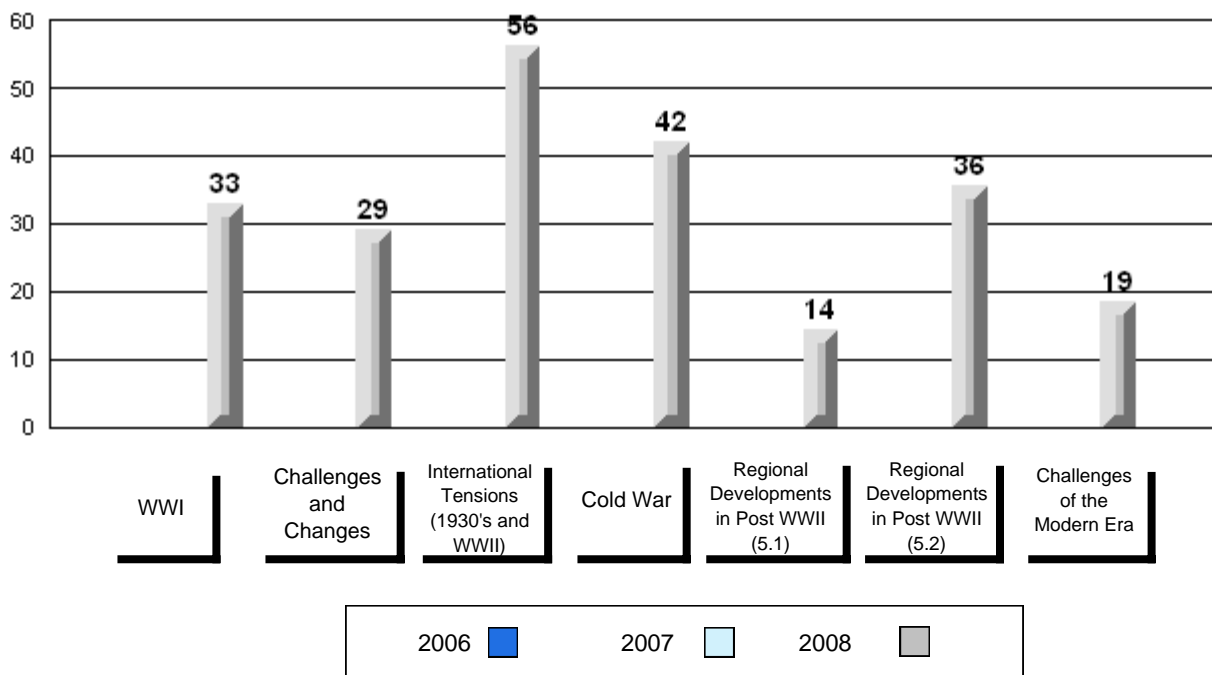
Final Mark

2006		2007		2008	
------	---	------	---	------	---

Difference from Provincial Mean, 2006-2008



3 Year Public Exam (Subtest) Mark Trend 2006-2008



District 2 - Western

#390 - Elwood High School, Deer Lake

Grades: 10-12

Number of Students

20

**Public
Exam
Mark**

School
vs
District

School
vs
Province

**Final
Mark**

School
vs
District

School
vs
Province

World History 3201

School
District
Province

64.8
60.3
61.7

P

P

70.6
65.2
67.2

P

P

Subtest

WWI

School
District
Province

65.2
60.8
61.8

P

P

**Challenges
and Changes**

School
District
Province

59.9
56.1
60.0

P

Q

**International
Tensions (1930's
and WWII)**

School
District
Province

73.5
67.5
68.9

P

P

Cold War

School
District
Province

69.3
64.2
61.3

P

P

**Regional
Developments
in Post WWII (5.1)**

School
District
Province

66.7
56.3
54.5

P

P

**Regional
Developments
in Post WWII (5.2)**

School
District
Province

43.5
36.9
38.8

P

P

**Challenges of the
Modern Era**

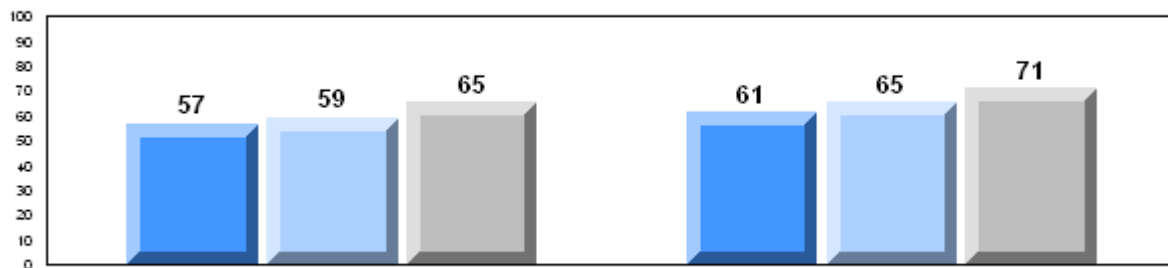
School
District
Province

45.4
47.1
49.2

Q

Q

Average Score, 2006-2008



Exam Mark

Final Mark

2006



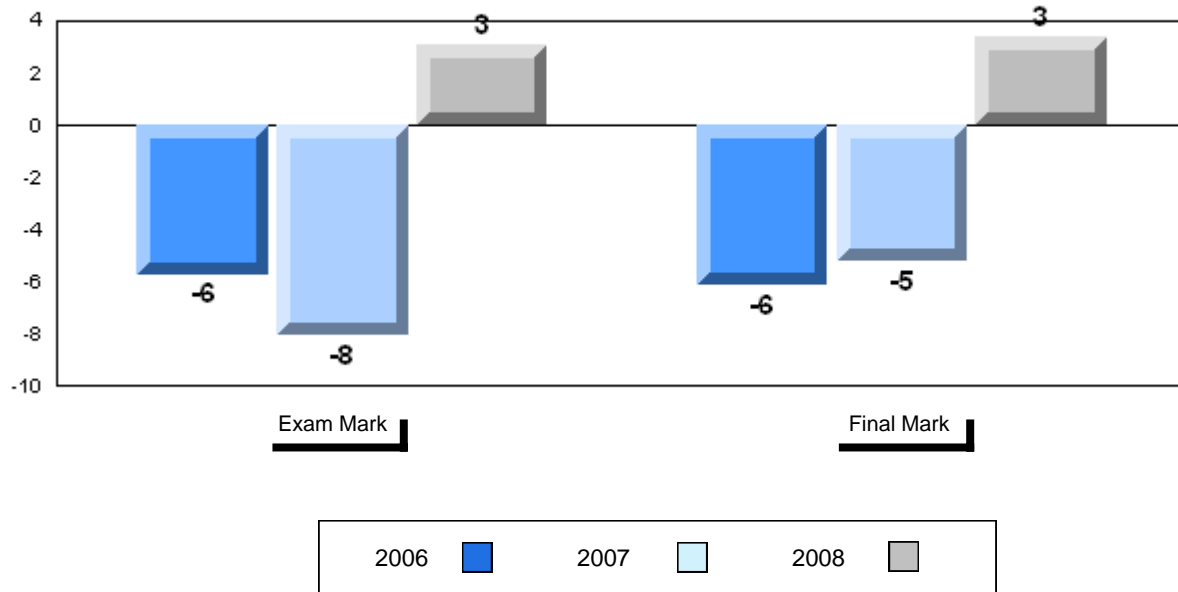
2007



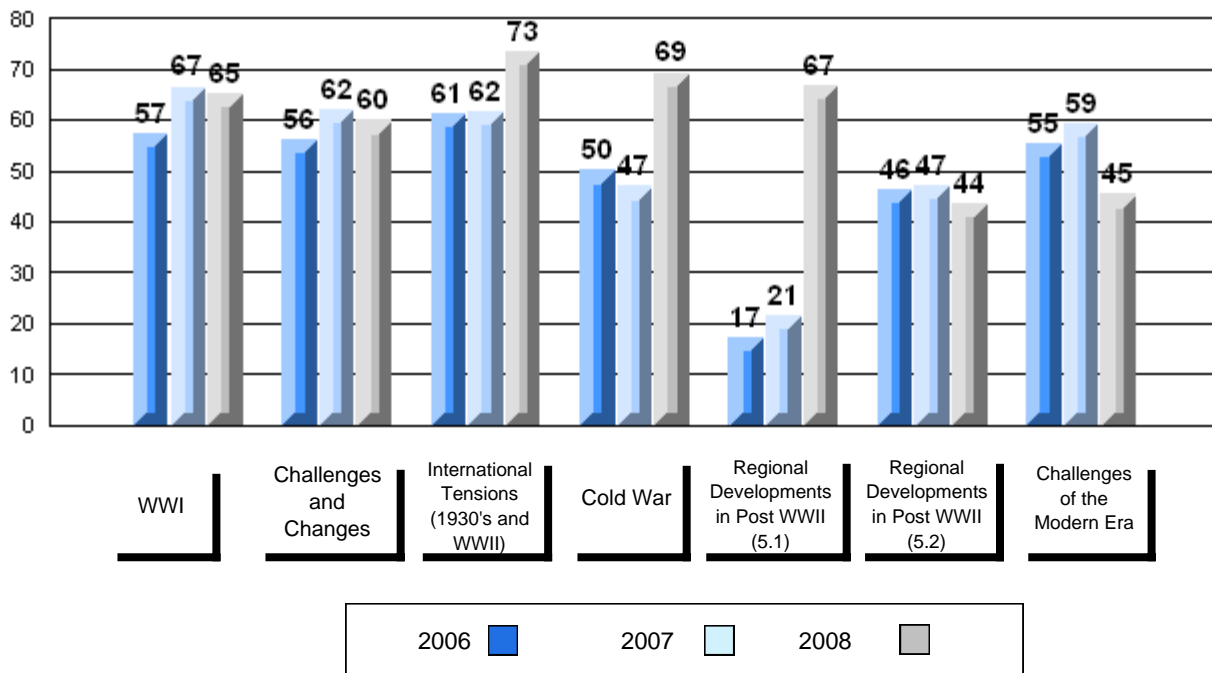
2008



Difference from Provincial Mean, 2006-2008



3 Year Public Exam (Subtest) Mark Trend 2006-2008



District 2 - Western

#394 - E.A. Butler All Grade, McKay's

Grades: K-12

Number of Students

3

World History 3201

Subtest

WWI

**Challenges
and Changes**

**International
Tensions (1930's
and WWII)**

Cold War

**Regional
Developments
in Post WWII (5.1)**

**Regional
Developments
in Post WWII (5.2)**

**Challenges of the
Modern Era**

School
District
Province

School
District
Province

School
District
Province

School
District
Province

School
District
Province

School
District
Province

School
District
Province

School
District
Province

**Public
Exam
Mark**

School
vs
District

School
vs
Province

School data with 5 or fewer
students withheld for reasons of
confidentiality

**Final
Mark**

School
vs
District

School
vs
Province

School data with 5 or fewer
students withheld for reasons of
confidentiality

Average Score, 2006-2008

School data with 5 or fewer students withheld for reasons of confidentiality

Exam Mark

Final Mark

2006



2007



2008



District 2 - Western

#394 - E.A. Butler All Grade, McKay's

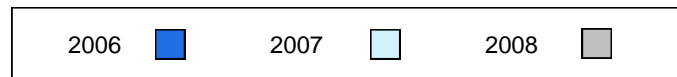
Grades: K-12

Difference from Provincial Mean, 2006-2008

School data with 5 or fewer students withheld for reasons of confidentiality

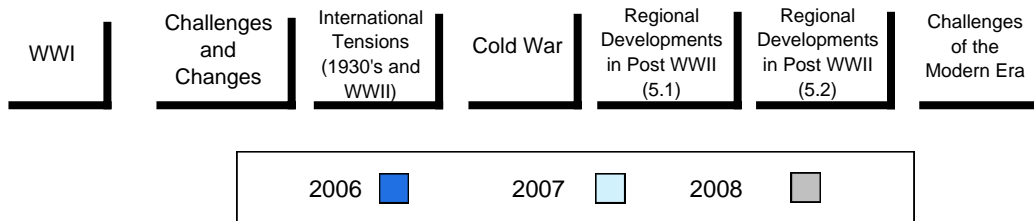
Exam Mark

Final Mark



3 Year Public Exam (Subtest) Mark Trend 2006-2008

School data with 5 or fewer students withheld for reasons of confidentiality



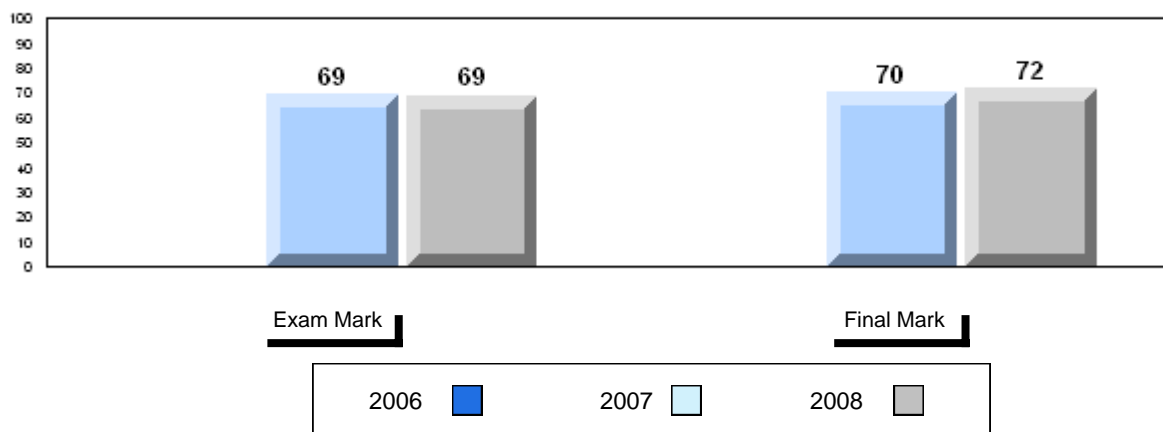
District 2 - Western

#485 - Corner Brook Regional High, Corner Brook

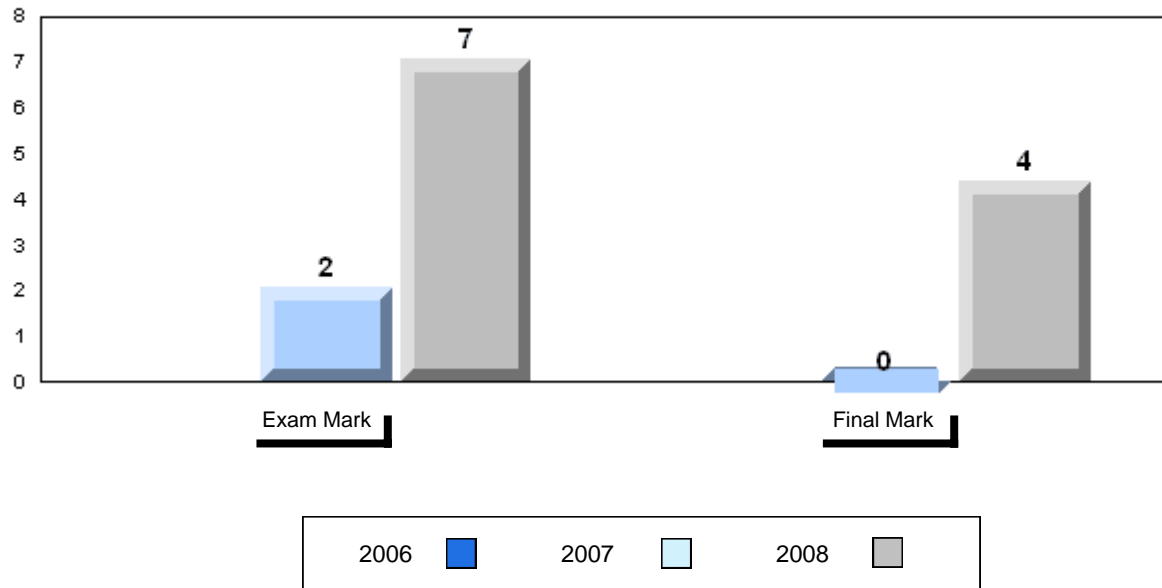
Grades: 10-12

Number of Students	66								
		Public Exam Mark	School vs District	School vs Province		Final Mark	School vs District	School vs Province	
World History 3201	School	68.8	P	P		71.7	P	P	
	District	60.3				65.2			
	Province	61.7				67.2			
<u>Subtest</u>									
WWI	School	67.8	P	P					
	District	60.8							
	Province	61.8							
Challenges and Changes	School	64.5	P	P					
	District	56.1							
	Province	60.0							
International Tensions (1930's and WWII)	School	74.8	P	P					
	District	67.5							
	Province	68.9							
Cold War	School	77.2	P	P					
	District	64.2							
	Province	61.3							
Regional Developments in Post WWII (5.1)	School	62.7	P	P					
	District	56.3							
	Province	54.5							
Regional Developments in Post WWII (5.2)	School	36.4	Q	Q					
	District	36.9							
	Province	38.8							
Challenges of the Modern Era	School	54.6	P	P					
	District	47.1							
	Province	49.2							

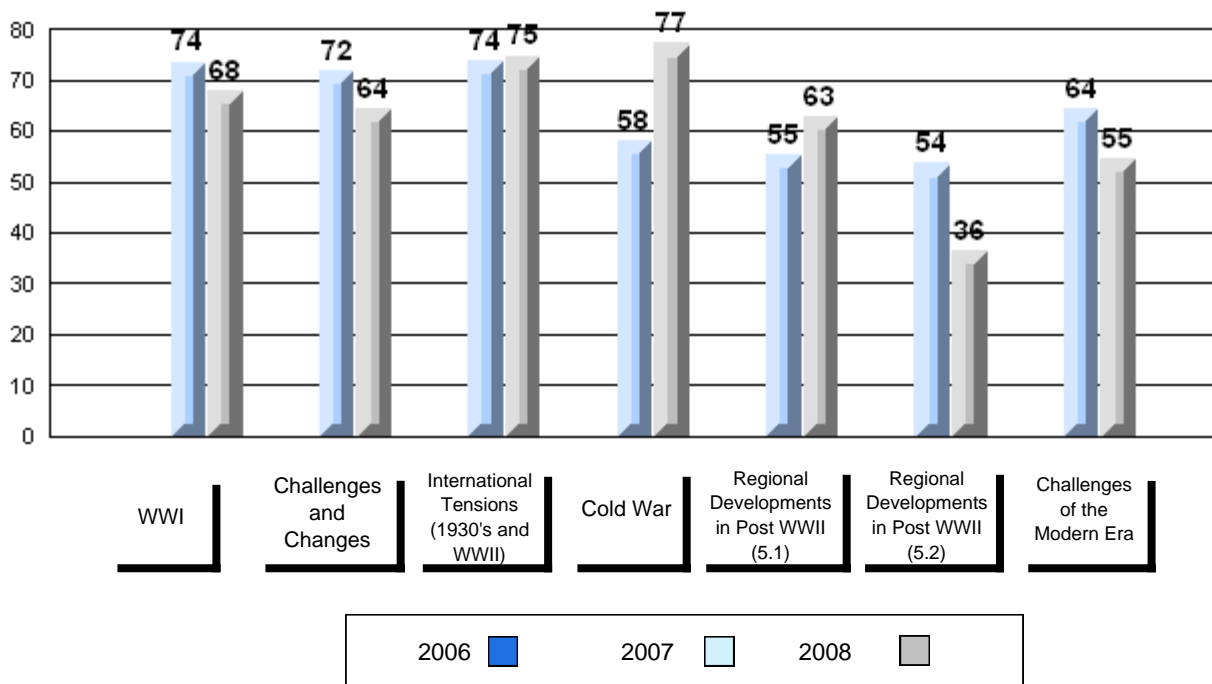
Average Score, 2006-2008



Difference from Provincial Mean, 2006-2008



3 Year Public Exam (Subtest) Mark Trend 2006-2008



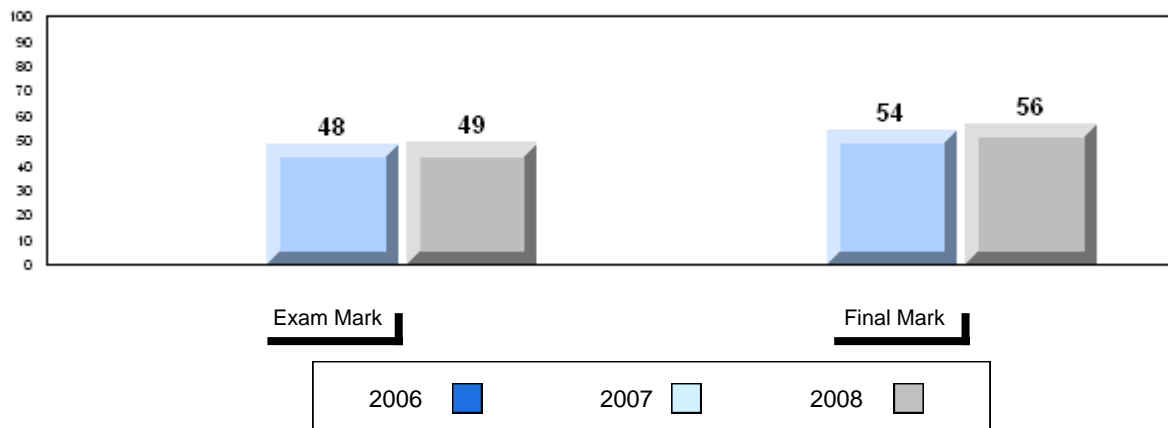
District 3 - Nova Central

#132 - Botwood Collegiate, Botwood

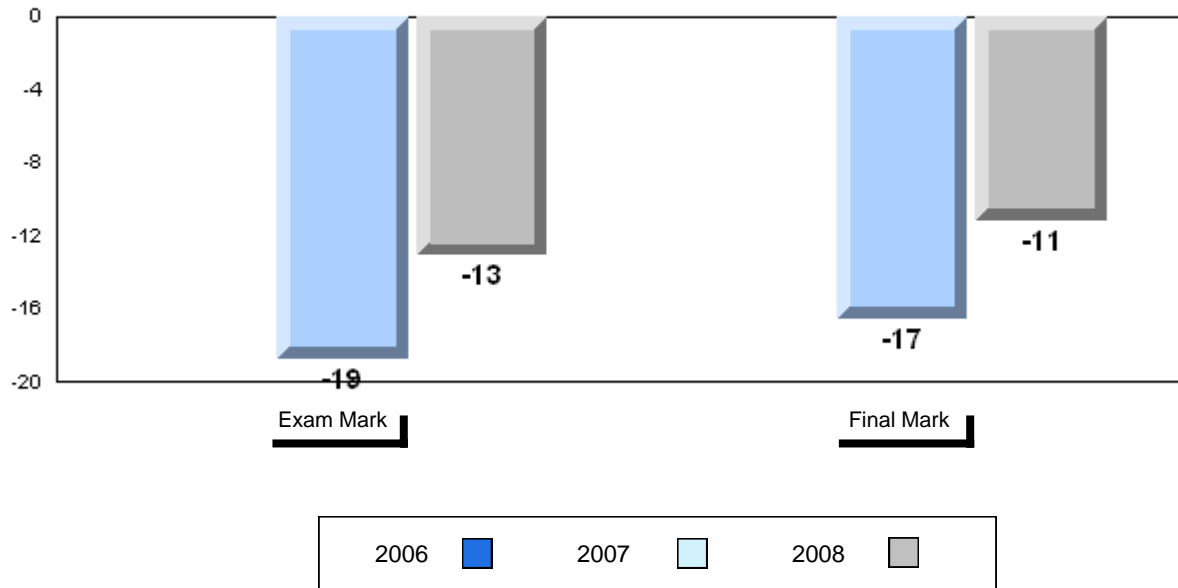
Grades: 7-12

Number of Students	15								
		Public Exam Mark	School vs District	School vs Province		Final Mark	School vs District	School vs Province	
World History 3201	School	48.6	q	q		56.1	q	q	
	District	61.8				66.8			
	Province	61.7				67.2			
<u>Subtest</u>									
WWI	School	51.0	q	q					
	District	60.6							
	Province	61.8							
Challenges and Changes	School	41.0	q	q					
	District	59.1							
	Province	60.0							
International Tensions (1930's and WWII)	School	59.6	q	q					
	District	69.4							
	Province	68.9							
Cold War	School	53.3	q	q					
	District	64.4							
	Province	61.3							
Regional Developments in Post WWII (5.1)	School	31.0	q	q					
	District	52.9							
	Province	54.5							
Regional Developments in Post WWII (5.2)	School	14.3	q	q					
	District	39.8							
	Province	38.8							
Challenges of the Modern Era	School	31.9	q	q					
	District	52.1							
	Province	49.2							

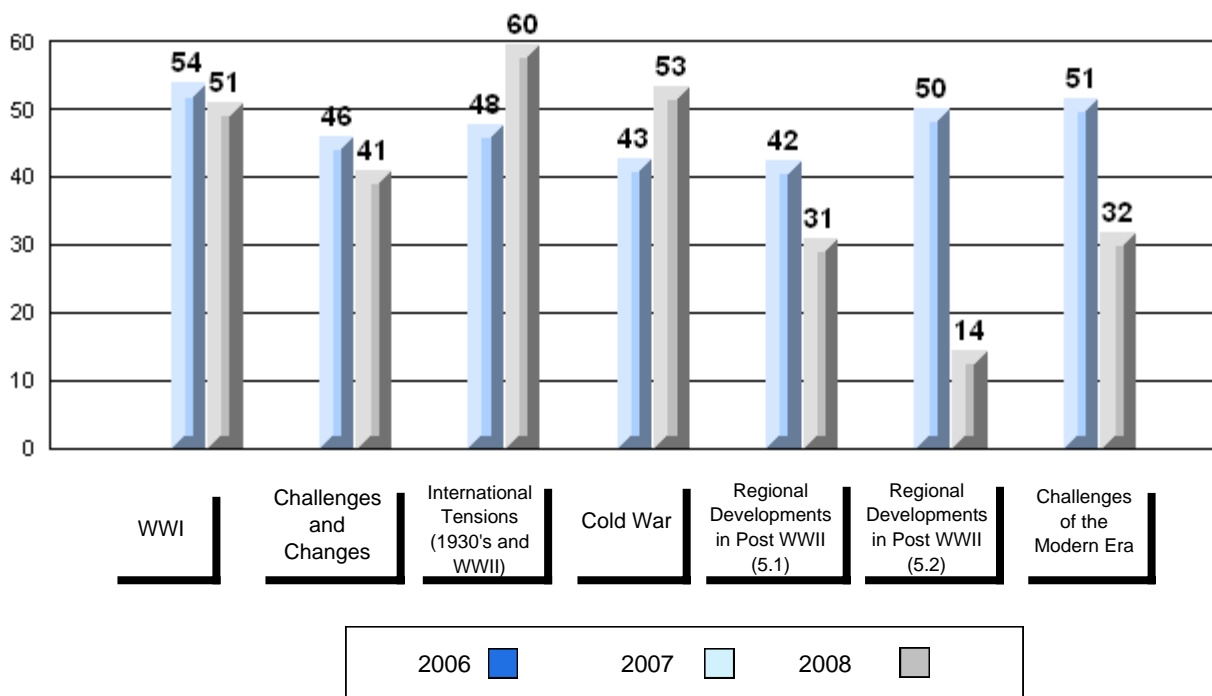
Average Score, 2006-2008



Difference from Provincial Mean, 2006-2008



3 Year Public Exam (Subtest) Mark Trend 2006-2008



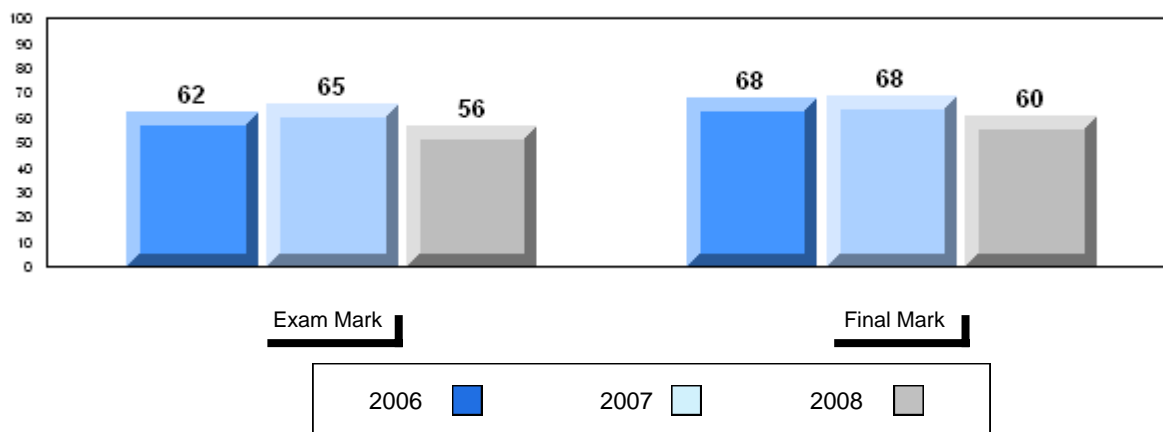
District 3 - Nova Central

#162 - Dorset Collegiate, Pilley's Island

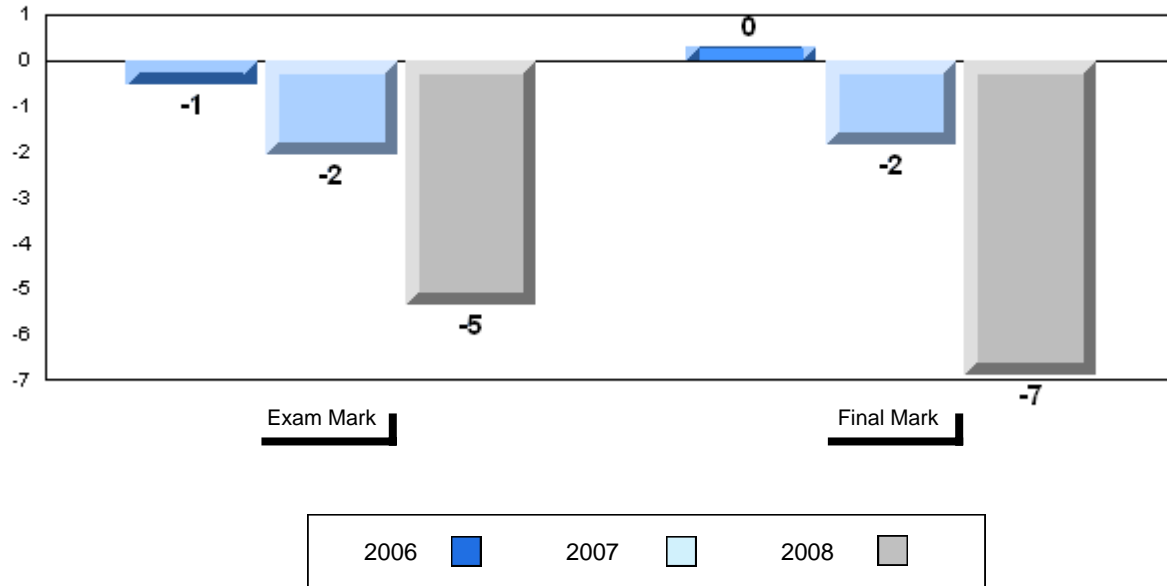
Grades: 7-12

Number of Students	23								
		Public Exam Mark	School vs District	School vs Province		Final Mark	School vs District	School vs Province	
World History 3201	School	56.4	q	q		60.4	q	q	
	District	61.8				66.8			
	Province	61.7				67.2			
<u>Subtest</u>									
WWI	School	52.3	q	q					
	District	60.6							
	Province	61.8							
Challenges and Changes	School	57.9	q	q					
	District	59.1							
	Province	60.0							
International Tensions (1930's and WWII)	School	67.9	q	q					
	District	69.4							
	Province	68.9							
Cold War	School	58.1	q	q					
	District	64.4							
	Province	61.3							
Regional Developments in Post WWII (5.1)	School	39.8	q	q					
	District	52.9							
	Province	54.5							
Regional Developments in Post WWII (5.2)	School	33.5	q	q					
	District	39.8							
	Province	38.8							
Challenges of the Modern Era	School	34.8	q	q					
	District	52.1							
	Province	49.2							

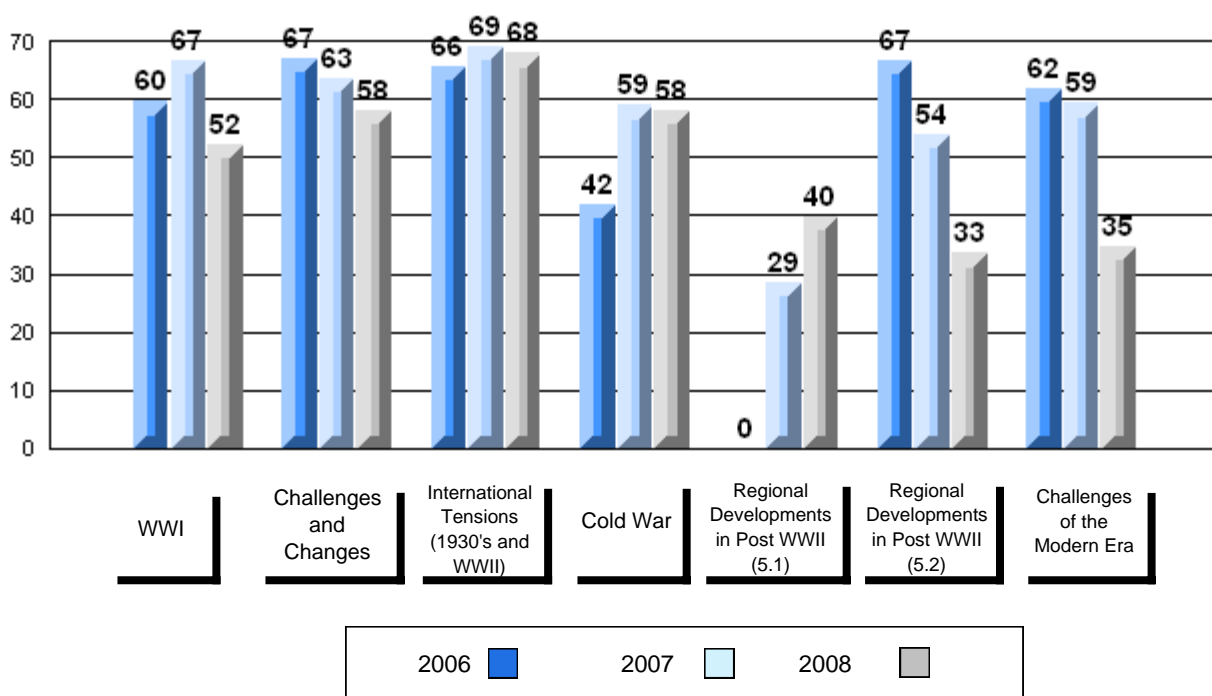
Average Score, 2006-2008



Difference from Provincial Mean, 2006-2008



3 Year Public Exam (Subtest) Mark Trend 2006-2008



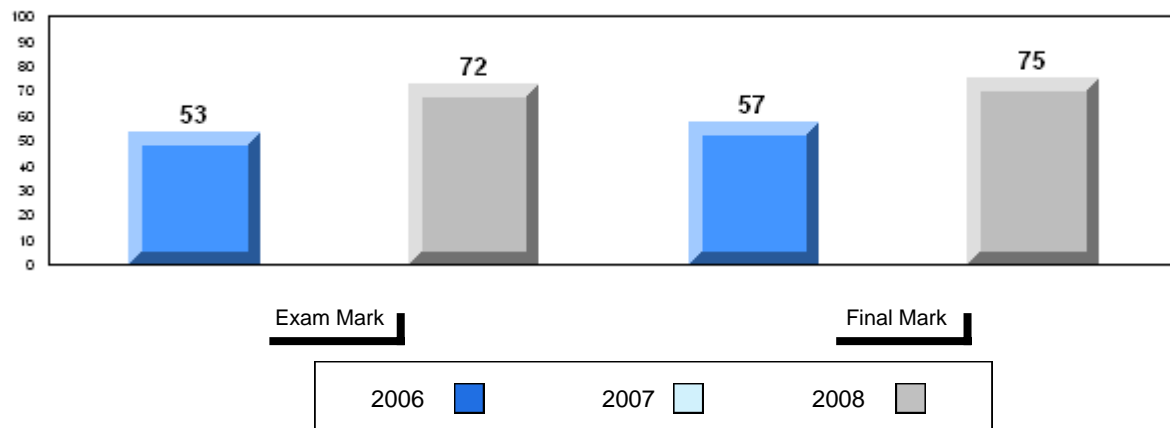
District 3 - Nova Central

#187 - Jane Collins Academy, Hare Bay

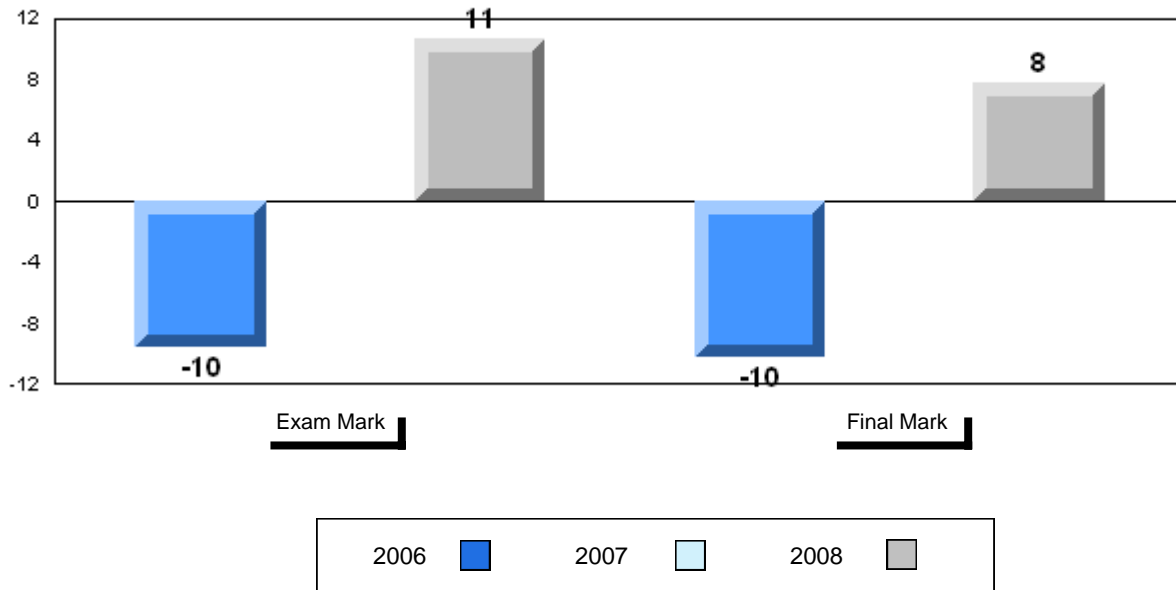
Grades: 9-12

Number of Students	12								
		Public Exam Mark	School vs District	School vs Province		Final Mark	School vs District	School vs Province	
World History 3201	School	72.3	P	P		75.0	P	P	
	District	61.8				66.8			
	Province	61.7				67.2			
<u>Subtest</u>									
WWI	School	69.6	P	P					
	District	60.6							
	Province	61.8							
Challenges and Changes	School	67.9	P	P					
	District	59.1							
	Province	60.0							
International Tensions (1930's and WWII)	School	78.7	P	P					
	District	69.4							
	Province	68.9							
Cold War	School	75.9	P	P					
	District	64.4							
	Province	61.3							
Regional Developments in Post WWII (5.1)	School	66.7	P	P					
	District	52.9							
	Province	54.5							
Regional Developments in Post WWII (5.2)	School	0.0	Q	Q					
	District	39.8							
	Province	38.8							
Challenges of the Modern Era	School	67.9	P	P					
	District	52.1							
	Province	49.2							

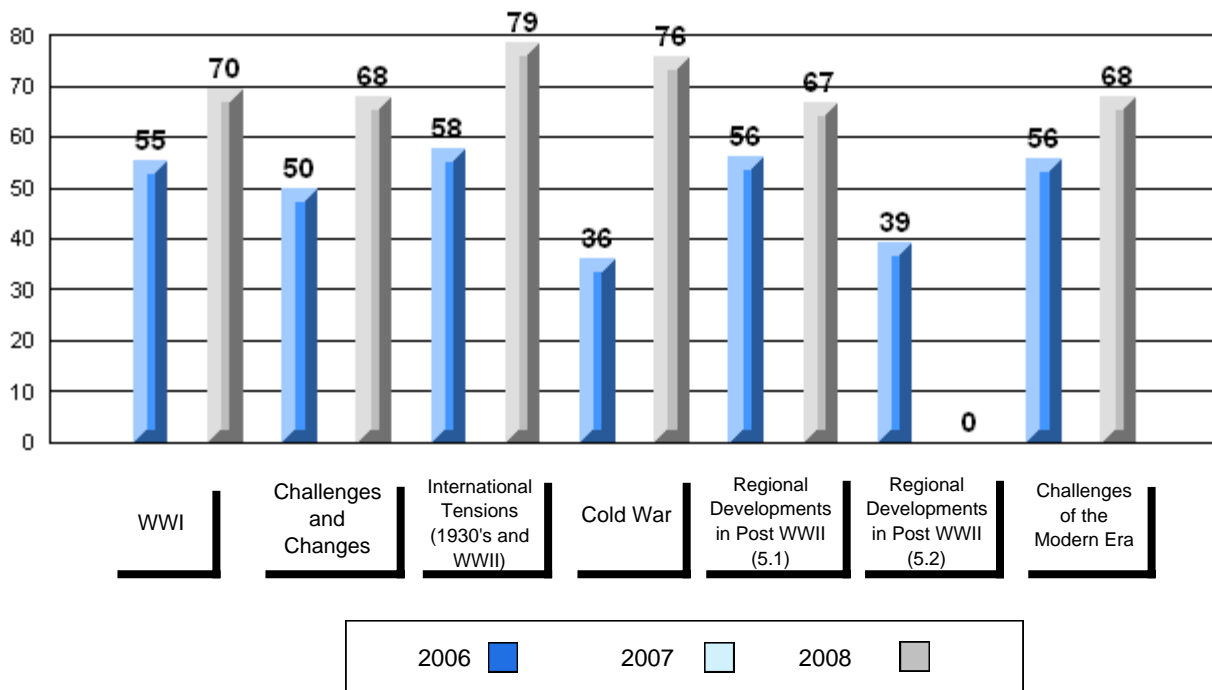
Average Score, 2006-2008



Difference from Provincial Mean, 2006-2008



3 Year Public Exam (Subtest) Mark Trend 2006-2008



District 3 - Nova Central

#196 - St. Gabriel's AG, St. Brendan's

Grades: 1-3,5-9,11-12

Number of Students

3

World History 3201

Subtest

WWI

Challenges
and Changes

International
Tensions (1930's
and WWII)

Cold War

Regional
Developments
in Post WWII (5.1)

Regional
Developments
in Post WWII (5.2)

Challenges of the
Modern Era

School
District
Province

School
District
Province

School
District
Province

School
District
Province

School
District
Province

School
District
Province

School
District
Province

School
District
Province

**Public
Exam
Mark**

School
vs
District

School
vs
Province

School data with 5 or fewer
students withheld for reasons of
confidentiality

**Final
Mark**

School
vs
District

School
vs
Province

School data with 5 or fewer
students withheld for reasons of
confidentiality

Average Score, 2006-2008

School data with 5 or fewer students withheld for reasons of confidentiality

Exam Mark

Final Mark

2006



2007



2008



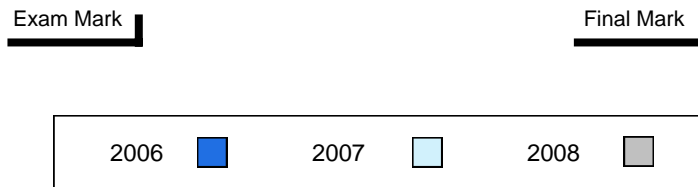
District 3 - Nova Central

#196 - St. Gabriel's AG, St. Brendan's

Grades: 1-3,5-9,11-12

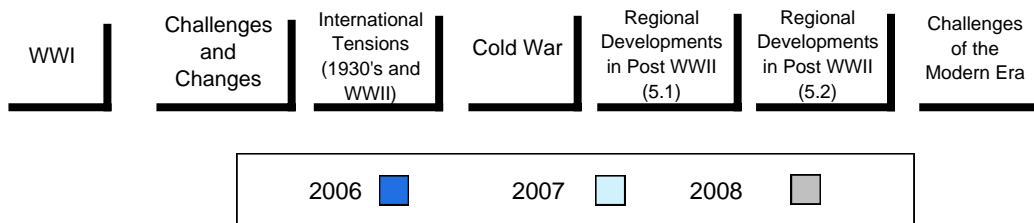
Difference from Provincial Mean, 2006-2008

School data with 5 or fewer students withheld for reasons of confidentiality



3 Year Public Exam (Subtest) Mark Trend 2006-2008

School data with 5 or fewer students withheld for reasons of confidentiality



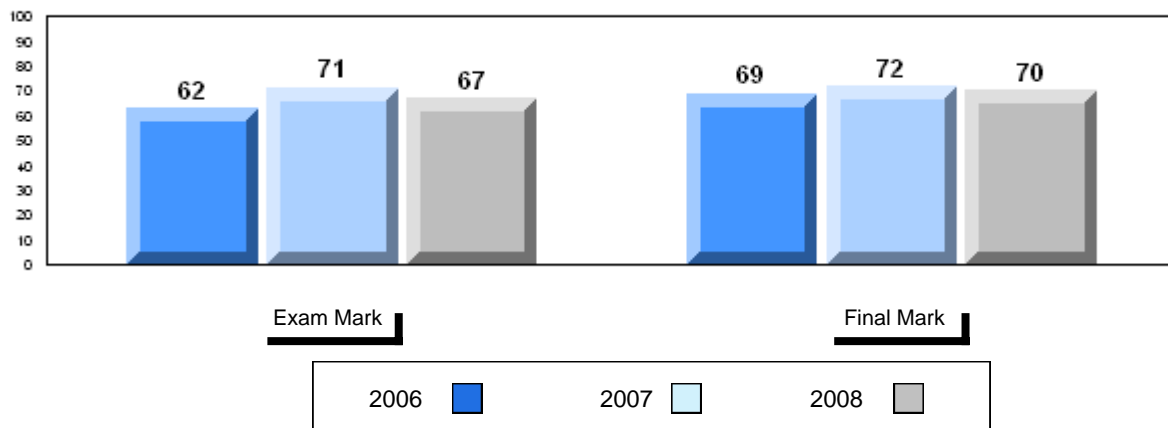
District 3 - Nova Central

#418 - Gander Collegiate, Gander

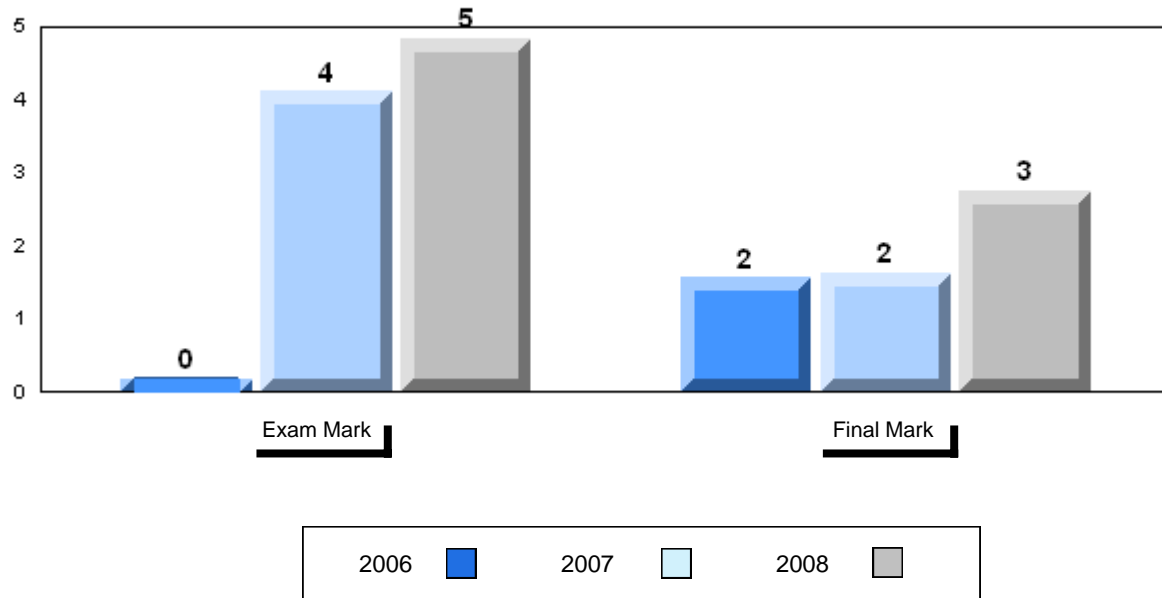
Grades: 10-12

Number of Students		46						
			Public Exam Mark	School vs District	School vs Province	Final Mark	School vs District	School vs Province
World History 3201	School		66.5	P	P	70.0	P	P
	District		61.8			66.8		
	Province		61.7			67.2		
<u>Subtest</u>								
WWI	School		62.8	P	P			
	District		60.6					
	Province		61.8					
Challenges and Changes	School		63.9	P	P			
	District		59.1					
	Province		60.0					
International Tensions (1930's and WWII)	School		72.3	P	P			
	District		69.4					
	Province		68.9					
Cold War	School		69.9	P	P			
	District		64.4					
	Province		61.3					
Regional Developments in Post WWII (5.1)	School		58.8	P	P			
	District		52.9					
	Province		54.5					
Regional Developments in Post WWII (5.2)	School		39.3	N	P			
	District		39.8					
	Province		38.8					
Challenges of the Modern Era	School		66.6	P	P			
	District		52.1					
	Province		49.2					

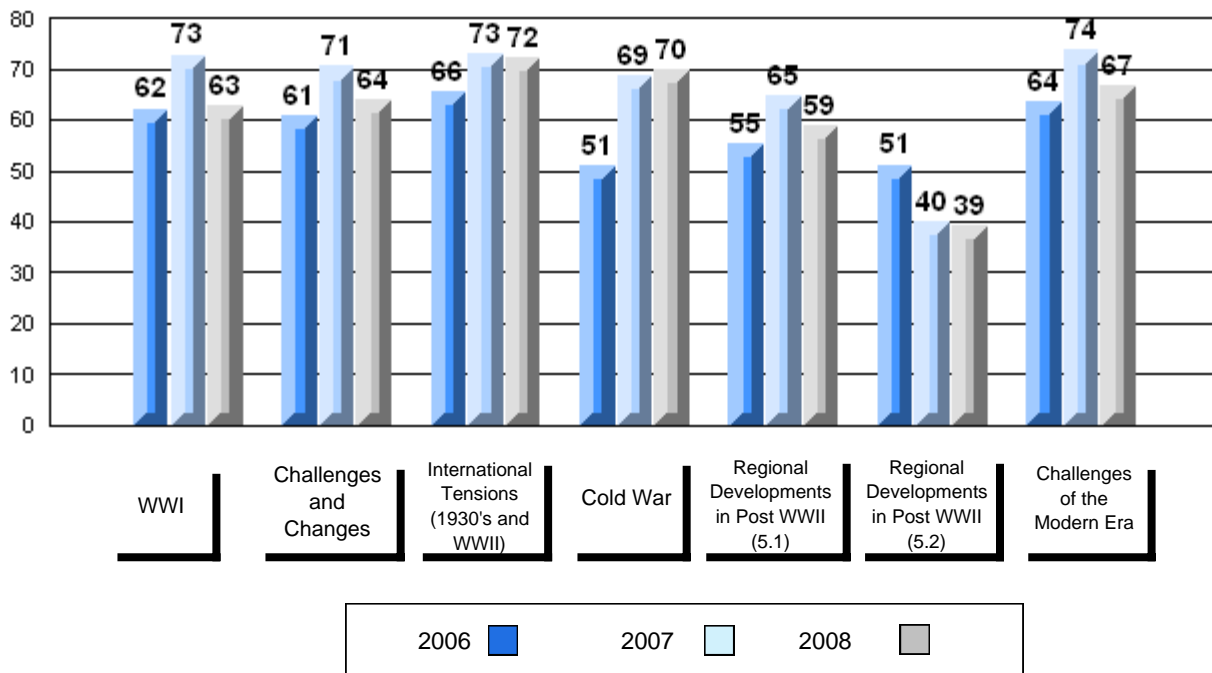
Average Score, 2006-2008



Difference from Provincial Mean, 2006-2008



3 Year Public Exam (Subtest) Mark Trend 2006-2008



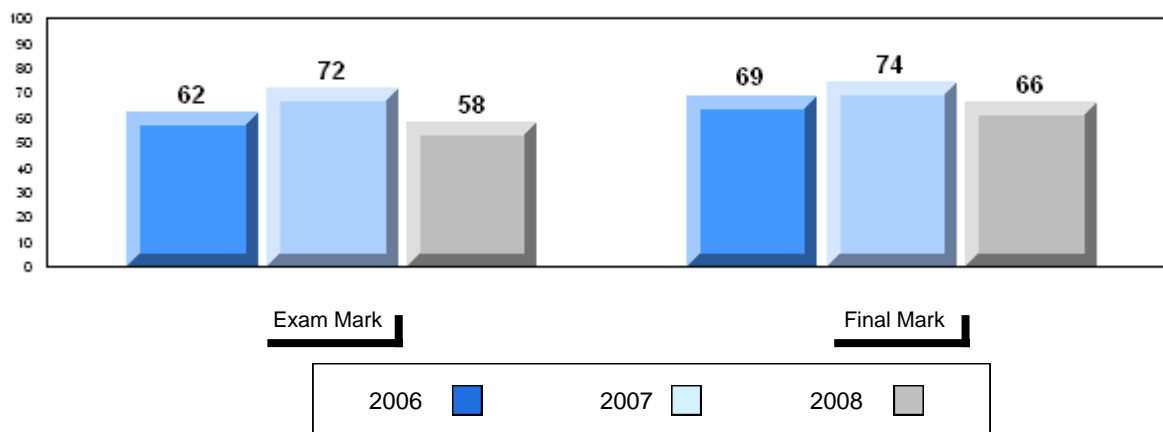
District 3 - Nova Central

#480 - Exploits Valley High, Grand Falls-Windsor

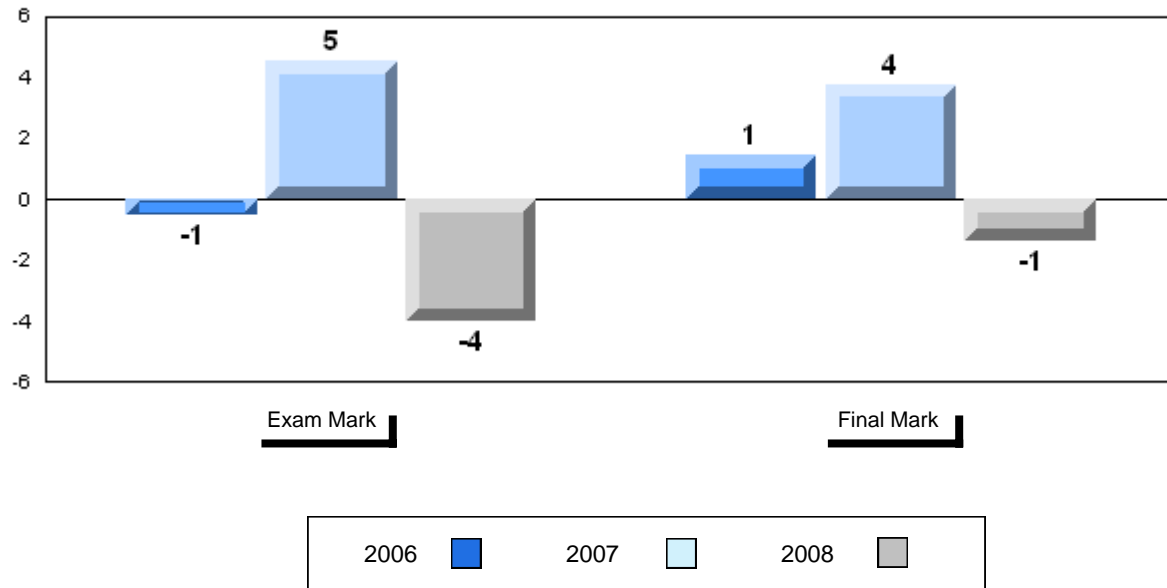
Grades: 10-12

Number of Students	29								
		Public Exam Mark	School vs District	School vs Province		Final Mark	School vs District	School vs Province	
World History 3201	School	57.7	q	q		65.8	q	q	
	District	61.8				66.8			
	Province	61.7				67.2			
<u>Subtest</u>									
WWI	School	61.7	p	q					
	District	60.6							
	Province	61.8							
Challenges and Changes	School	54.6	q	q					
	District	59.1							
	Province	60.0							
International Tensions (1930's and WWII)	School	64.2	q	q					
	District	69.4							
	Province	68.9							
Cold War	School	58.1	q	q					
	District	64.4							
	Province	61.3							
Regional Developments in Post WWII (5.1)	School	21.4	q	q					
	District	52.9							
	Province	54.5							
Regional Developments in Post WWII (5.2)	School	47.3	p	p					
	District	39.8							
	Province	38.8							
Challenges of the Modern Era	School	41.9	q	q					
	District	52.1							
	Province	49.2							

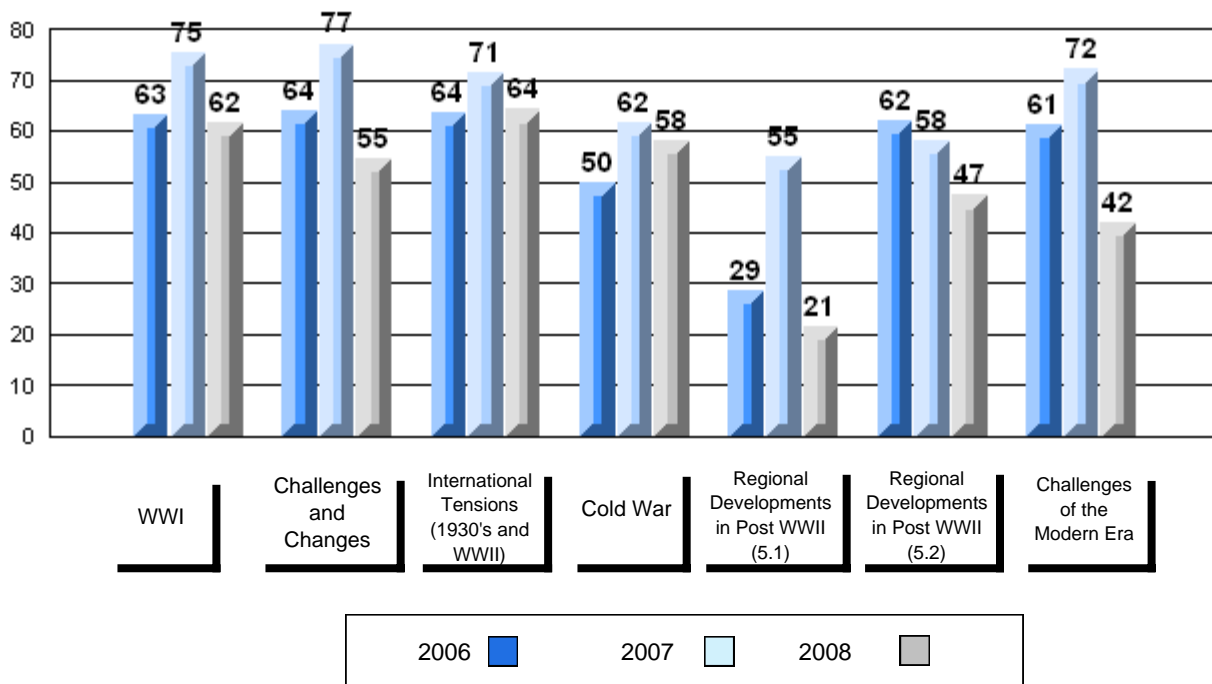
Average Score, 2006-2008



Difference from Provincial Mean, 2006-2008



3 Year Public Exam (Subtest) Mark Trend 2006-2008



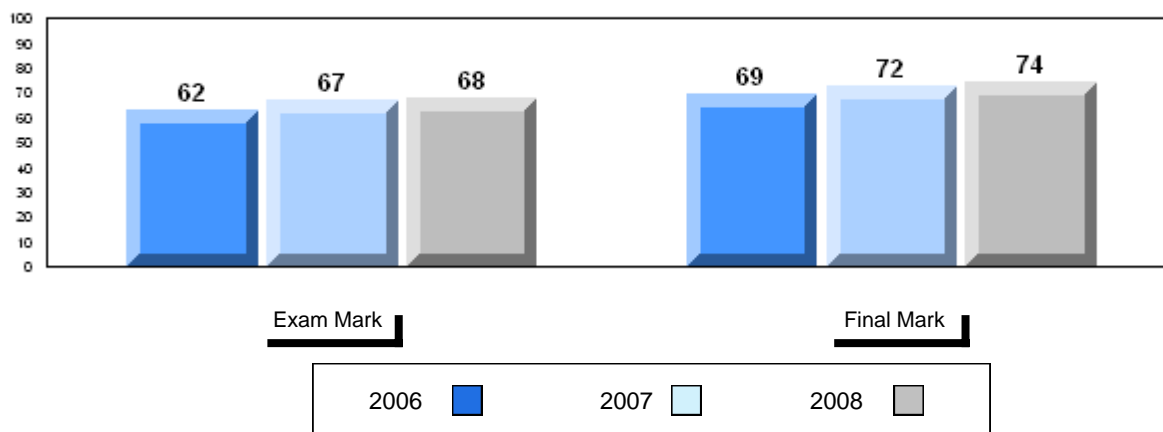
District 4 - Eastern

#219 - Marystown Central High School, Marystown

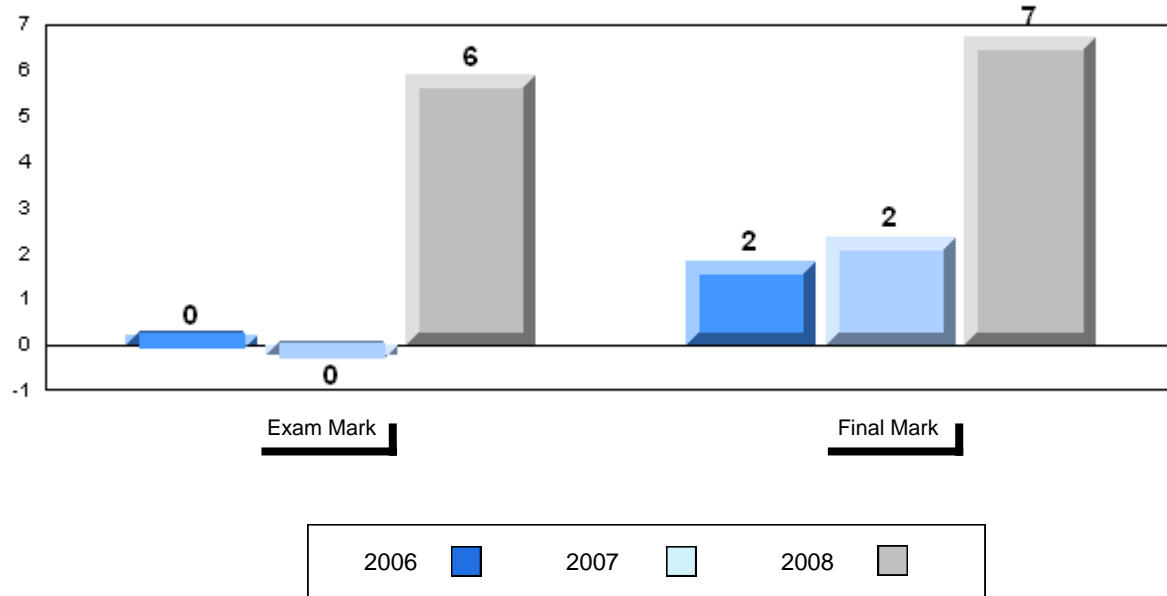
Grades: 10-12

Number of Students	65								
		Public Exam Mark	School vs District	School vs Province		Final Mark	School vs District	School vs Province	
World History 3201	School	67.6	P	P		74.0	P	P	
	District	61.7				67.5			
	Province	61.7				67.2			
<u>Subtest</u>									
WWI	School	64.6	P	P					
	District	62.0							
	Province	61.8							
Challenges and Changes	School	62.4	P	P					
	District	60.6							
	Province	60.0							
International Tensions (1930's and WWII)	School	77.3	P	P					
	District	68.8							
	Province	68.9							
Cold War	School	70.4	P	P					
	District	60.0							
	Province	61.3							
Regional Developments in Post WWII (5.1)	School	35.7	q	q					
	District	54.6							
	Province	54.5							
Regional Developments in Post WWII (5.2)	School	55.6	P	P					
	District	37.4							
	Province	38.8							
Challenges of the Modern Era	School	62.2	P	P					
	District	49.2							
	Province	49.2							

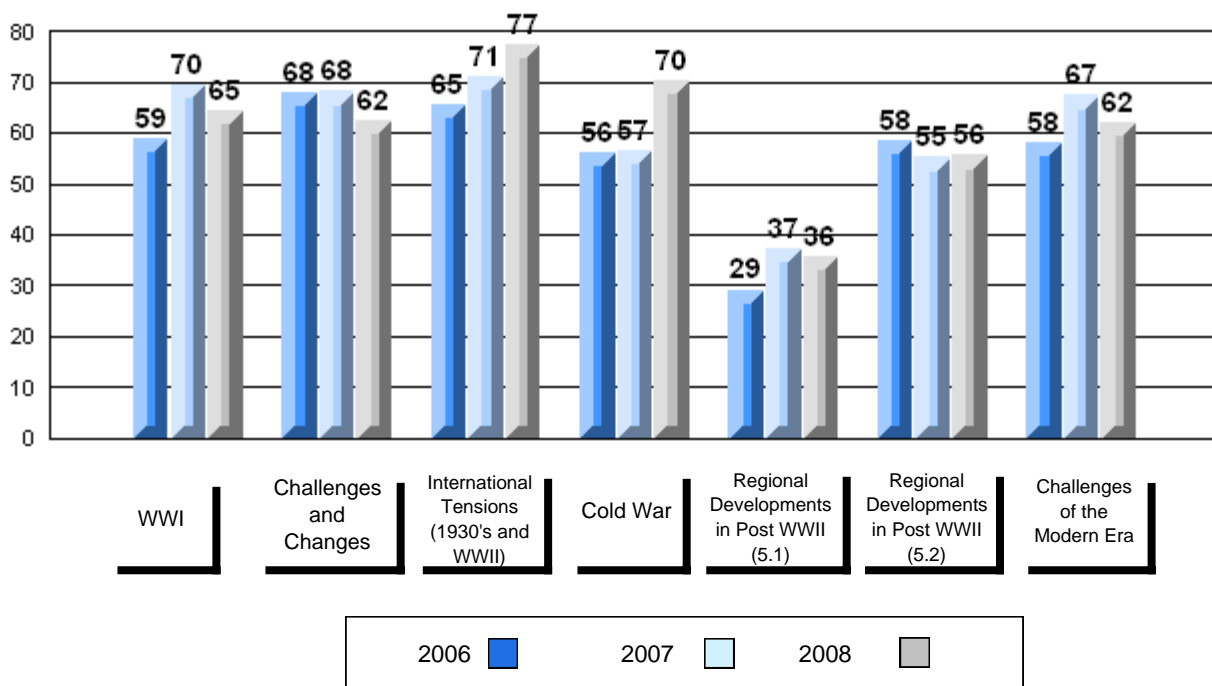
Average Score, 2006-2008



Difference from Provincial Mean, 2006-2008



3 Year Public Exam (Subtest) Mark Trend 2006-2008



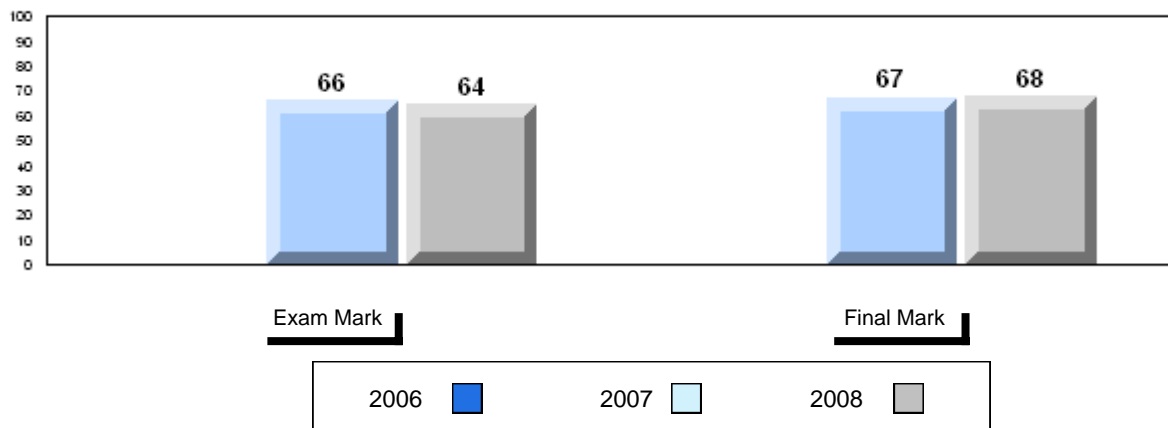
District 4 - Eastern

#231 - Discovery Collegiate, Bonavista

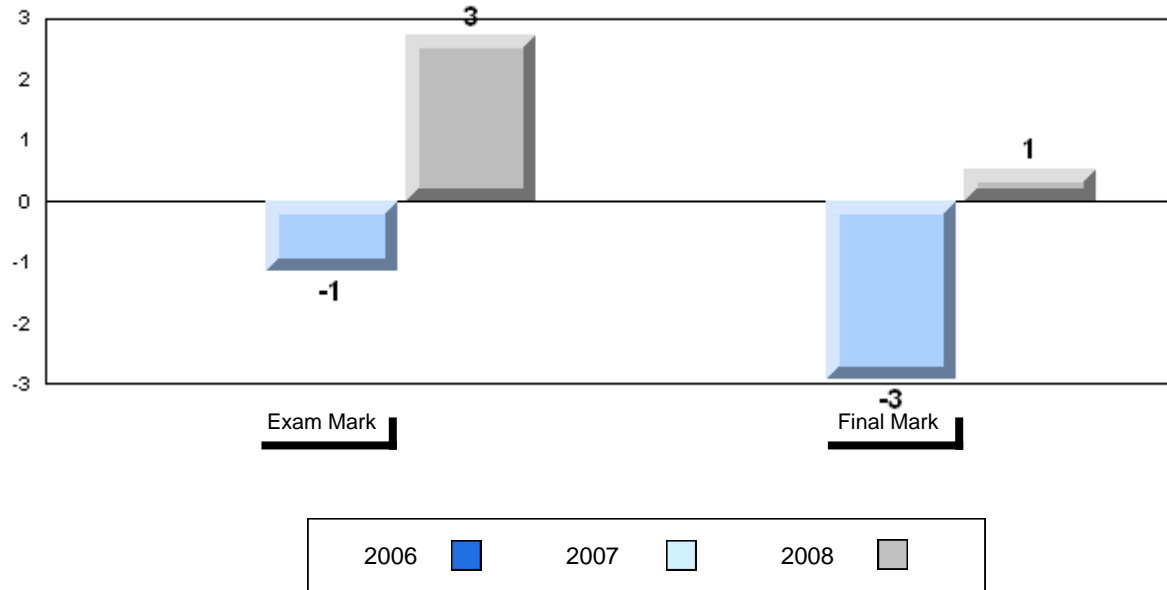
Grades: 9-12

Number of Students	40								
		Public Exam Mark	School vs District	School vs Province		Final Mark	School vs District	School vs Province	
World History 3201	School	64.4	P	P		67.8	P	P	
	District	61.7				67.5			
	Province	61.7				67.2			
<u>Subtest</u>									
WWI	School	61.0	q	q					
	District	62.0							
	Province	61.8							
Challenges and Changes	School	63.9	P	P					
	District	60.6							
	Province	60.0							
International Tensions (1930's and WWII)	School	72.5	P	P					
	District	68.8							
	Province	68.9							
Cold War	School	63.3	P	P					
	District	60.0							
	Province	61.3							
Regional Developments in Post WWII (5.1)	School	56.3	P	P					
	District	54.6							
	Province	54.5							
Regional Developments in Post WWII (5.2)	School	23.5	q	q					
	District	37.4							
	Province	38.8							
Challenges of the Modern Era	School	60.4	P	P					
	District	49.2							
	Province	49.2							

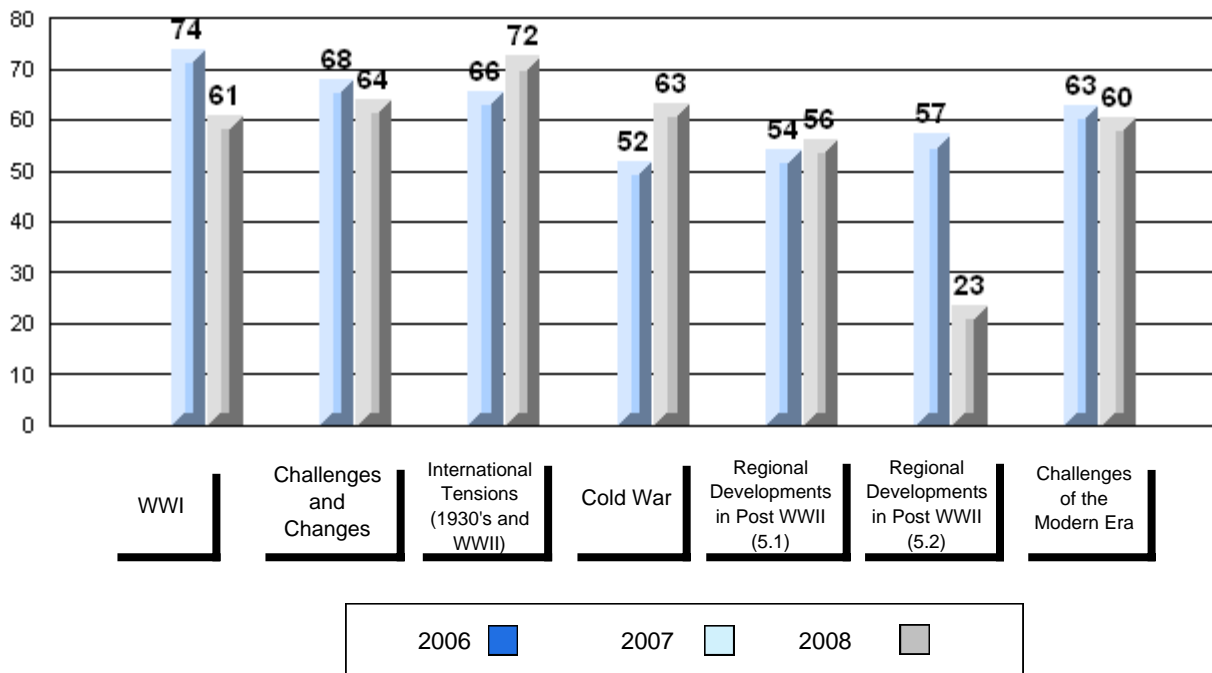
Average Score, 2006-2008



Difference from Provincial Mean, 2006-2008



3 Year Public Exam (Subtest) Mark Trend 2006-2008



District 4 - Eastern

#242 - Random Island Academy, Random Island

Grades: K-12




Number of Students	1		
		Public Exam Mark	Final Mark
		School vs District School vs Province	School vs District School vs Province
World History 3201	School	School data with 5 or fewer students withheld for reasons of confidentiality	School data with 5 or fewer students withheld for reasons of confidentiality
	District		
	Province		
<u>Subtest</u>	School		
WWI	District		
	Province		
Challenges and Changes	School		
	District		
	Province		
International Tensions (1930's and WWII)	School		
	District		
	Province		
Cold War	School		
	District		
	Province		
Regional Developments in Post WWII (5.1)	School		
	District		
	Province		
Regional Developments in Post WWII (5.2)	School		
	District		
	Province		
Challenges of the Modern Era	School		
	District		
	Province		

Average Score, 2006-2008

School data with 5 or fewer students withheld for reasons of confidentiality

Exam Mark

Final Mark

2006		2007		2008	
------	---	------	---	------	---

District 4 - Eastern

#242 - Random Island Academy, Random Island

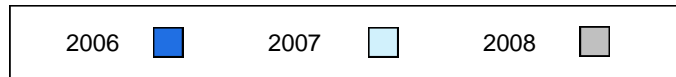
Grades: K-12

Difference from Provincial Mean, 2006-2008

School data with 5 or fewer students withheld for reasons of confidentiality

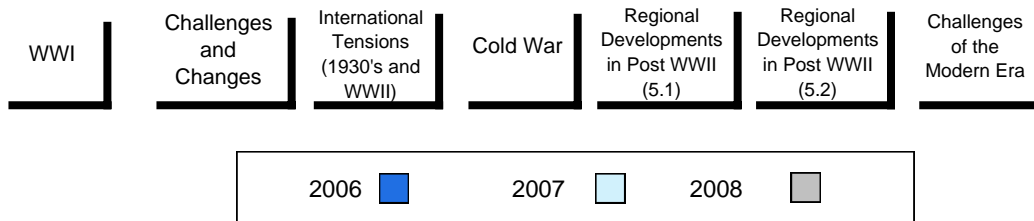
Exam Mark

Final Mark



3 Year Public Exam (Subtest) Mark Trend 2006-2008

School data with 5 or fewer students withheld for reasons of confidentiality



District 4 - Eastern

#247 - Roncalli Central High, Avondale

Grades: 7-12

Number of Students

17

World History 3201

School
District
Province

**Public
Exam
Mark**

School
vs
District

School
vs
Province

**Final
Mark**

School
vs
District

School
vs
Province

Subtest

WWI

School
District
Province

64.2
62.0
61.8

P

P

69.8
67.5
67.2

P

P

**Challenges
and Changes**

School
District
Province

62.5
60.6
60.0

P

P

**International
Tensions (1930's
and WWII)**

School
District
Province

76.7
68.8
68.9

P

P

Cold War

School
District
Province

70.8
60.0
61.3

P

P

**Regional
Developments
in Post WWII (5.1)**

School
District
Province

62.2
54.6
54.5

P

P

**Regional
Developments
in Post WWII (5.2)**

School
District
Province

0.0
37.4
38.8

Q

Q

**Challenges of the
Modern Era**

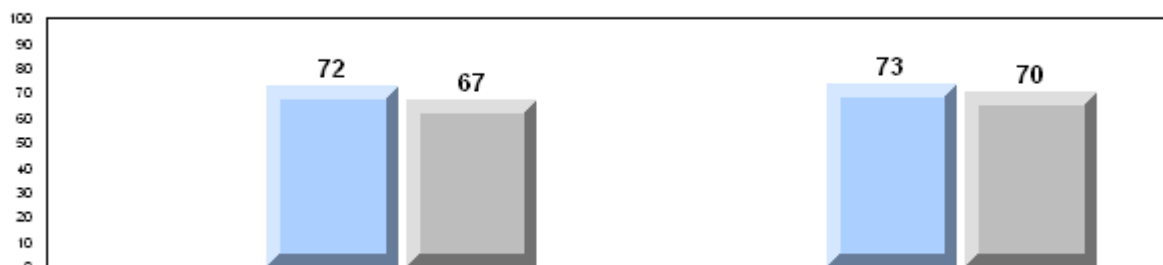
School
District
Province

43.7
49.2
49.2

Q

Q

Average Score, 2006-2008



Exam Mark

Final Mark

2006



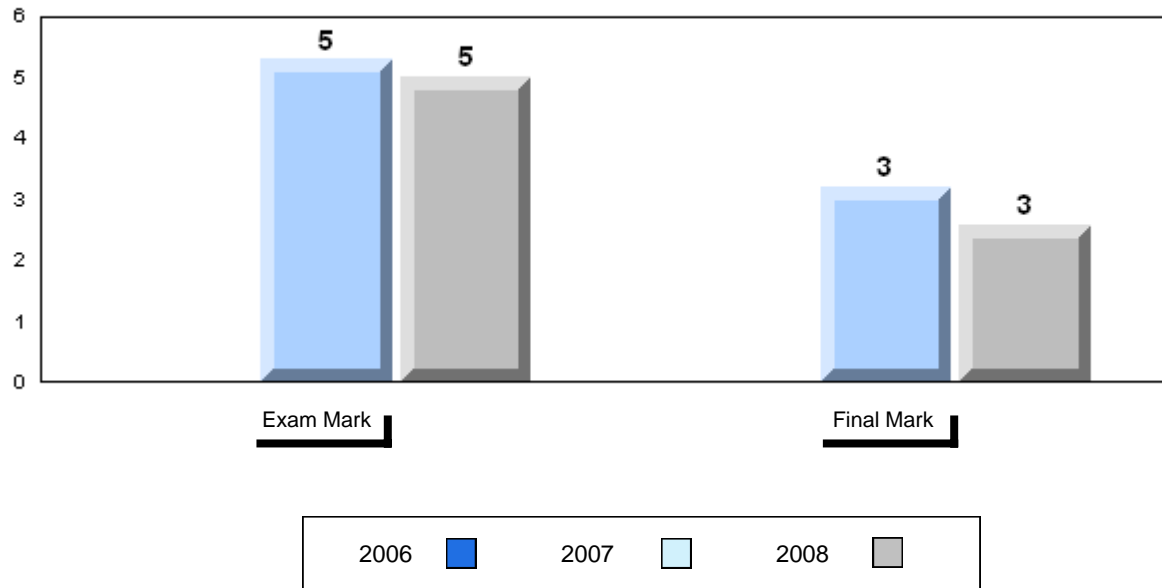
2007



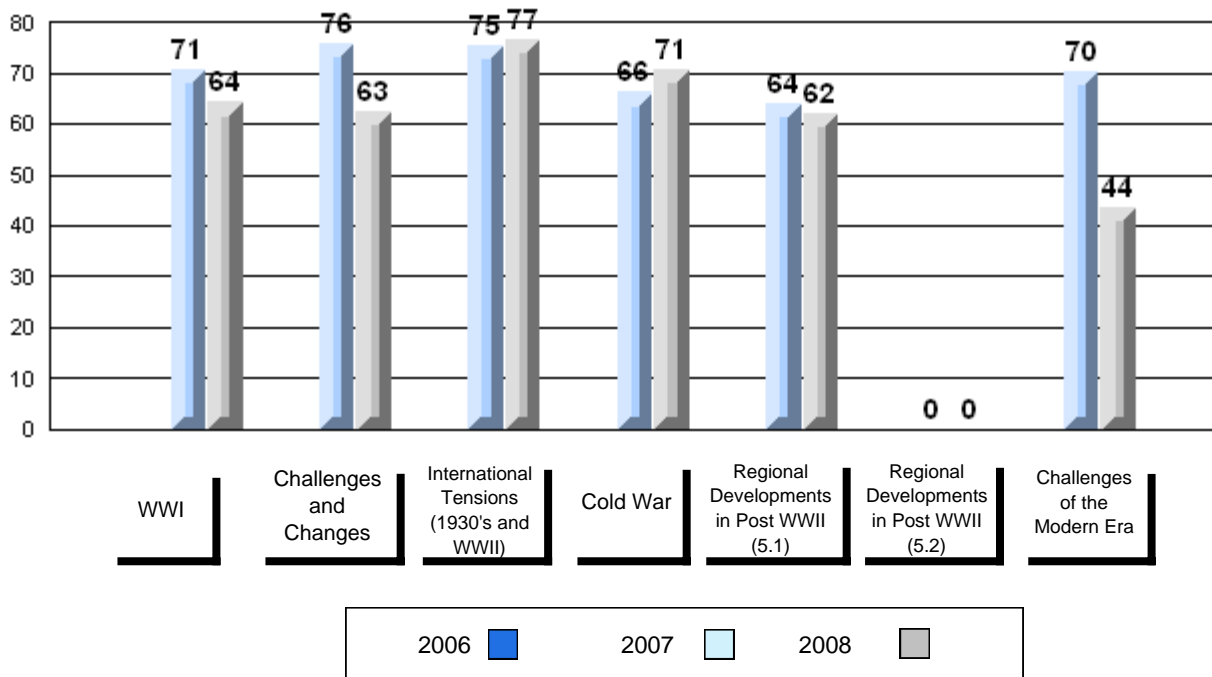
2008



Difference from Provincial Mean, 2006-2008



3 Year Public Exam (Subtest) Mark Trend 2006-2008



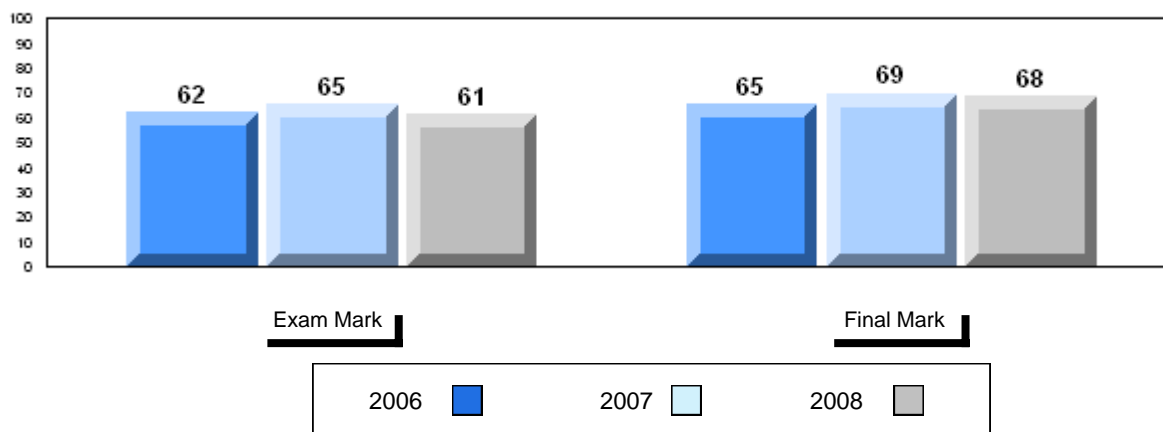
District 4 - Eastern

#249 - Ascension Collegiate, Bay Roberts

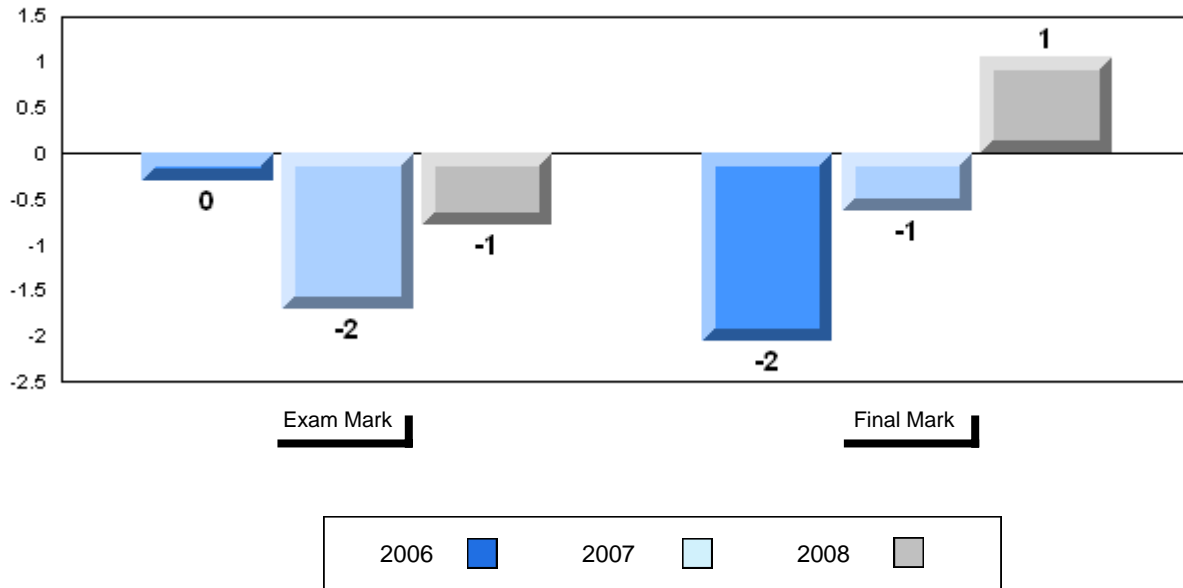
Grades: 10-12

Number of Students	64								
		Public Exam Mark	School vs District	School vs Province		Final Mark	School vs District	School vs Province	
World History 3201	School	60.9	q	q		68.3	p	p	
	District	61.7				67.5			
	Province	61.7				67.2			
<u>Subtest</u>									
WWI	School	58.7	q	q					
	District	62.0							
	Province	61.8							
Challenges and Changes	School	58.8	q	q					
	District	60.6							
	Province	60.0							
International Tensions (1930's and WWII)	School	68.1	q	q					
	District	68.8							
	Province	68.9							
Cold War	School	62.3	p	p					
	District	60.0							
	Province	61.3							
Regional Developments in Post WWII (5.1)	School	57.9	p	p					
	District	54.6							
	Province	54.5							
Regional Developments in Post WWII (5.2)	School	28.6	q	q					
	District	37.4							
	Province	38.8							
Challenges of the Modern Era	School	49.0	q	q					
	District	49.2							
	Province	49.2							

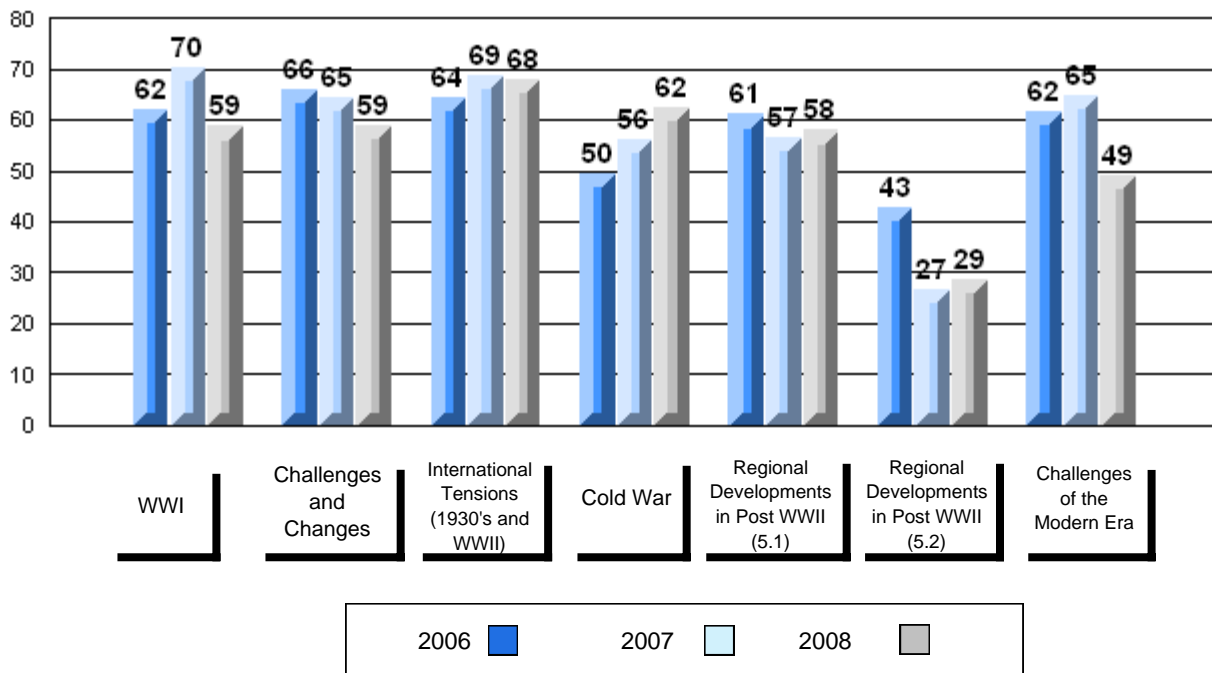
Average Score, 2006-2008



Difference from Provincial Mean, 2006-2008



3 Year Public Exam (Subtest) Mark Trend 2006-2008



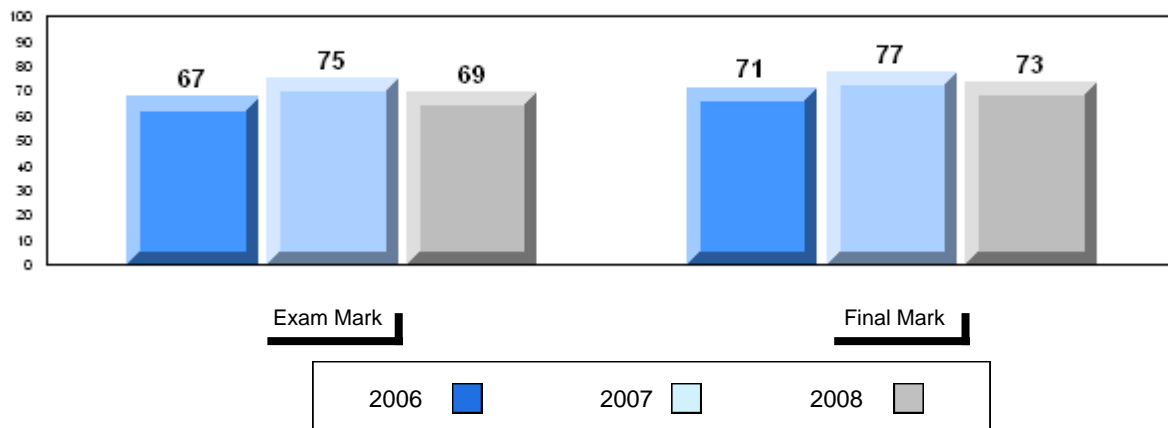
District 4 - Eastern

#253 - Carbonear Collegiate, Carbonear

Grades: 10-12

Number of Students		43						
			Public Exam Mark	School vs District	School vs Province	Final Mark	School vs District	School vs Province
World History 3201	School		69.3	P	P	73.0	P	P
	District		61.7			67.5		
	Province		61.7			67.2		
<u>Subtest</u>								
WWI	School		65.6	P	P			
	District		62.0					
	Province		61.8					
Challenges and Changes	School		69.3	P	P			
	District		60.6					
	Province		60.0					
International Tensions (1930's and WWII)	School		76.7	P	P			
	District		68.8					
	Province		68.9					
Cold War	School		68.8	P	P			
	District		60.0					
	Province		61.3					
Regional Developments in Post WWII (5.1)	School		67.1	P	P			
	District		54.6					
	Province		54.5					
Regional Developments in Post WWII (5.2)	School		20.0	Q	Q			
	District		37.4					
	Province		38.8					
Challenges of the Modern Era	School		59.0	P	P			
	District		49.2					
	Province		49.2					

Average Score, 2006-2008

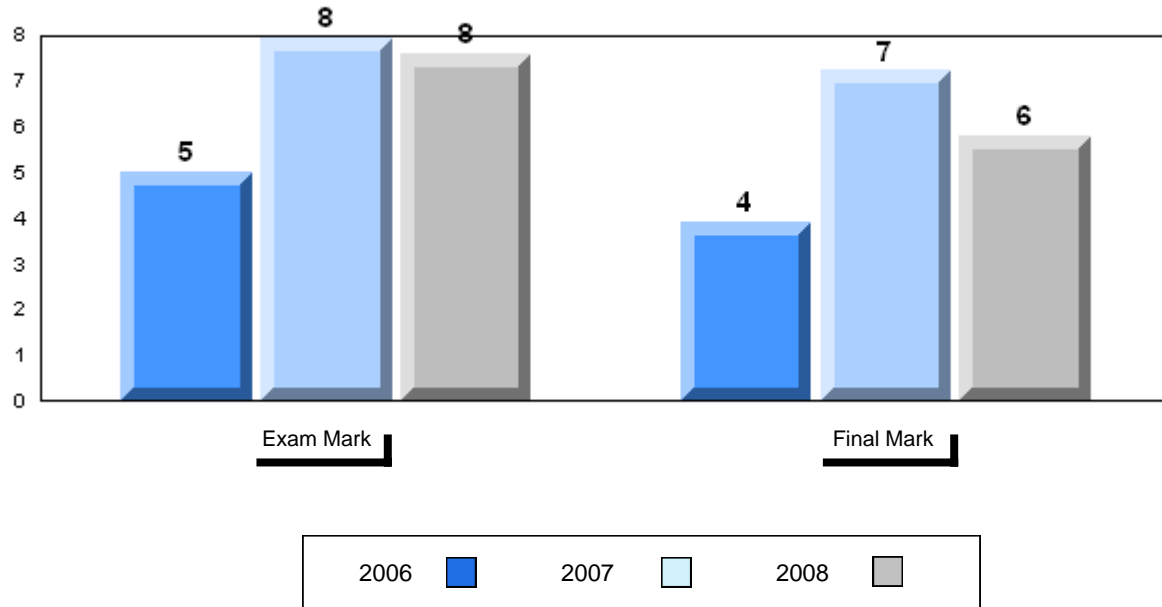


District 4 - Eastern

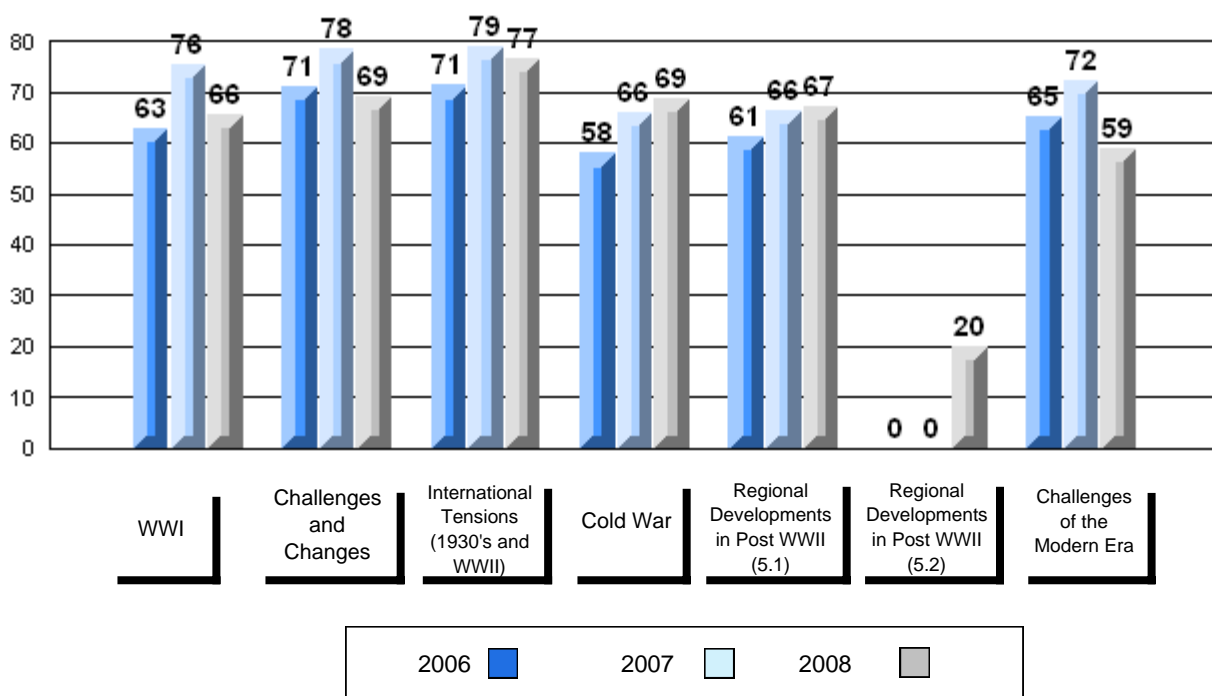
#253 - Carbonear Collegiate, Carbonear

Grades: 10-12

Difference from Provincial Mean, 2006-2008



3 Year Public Exam (Subtest) Mark Trend 2006-2008



District 4 - Eastern

#280 - Laval High School, Placentia

Grades: 9-12

Number of Students

38

World History 3201

Subtest

WWI

Challenges and Changes

International Tensions (1930's and WWII)

Cold War

Regional Developments in Post WWII (5.1)

Regional Developments in Post WWII (5.2)

Challenges of the Modern Era

School
District
Province

School
District
Province

School
District
Province

School
District
Province

School
District
Province

School
District
Province

School
District
Province

School
District
Province

Public Exam Mark

School vs District

School vs Province

Final Mark

School vs District

School vs Province

61.2
61.7
61.7

q

q

68.9
67.5
67.2

p

p

57.5
62.0
61.8

q

q

58.4
60.6
60.0

q

q

67.6
68.8
68.9

q

q

61.9
60.0
61.3

p

p

49.2
54.6
54.5

q

q

21.4
37.4
38.8

q

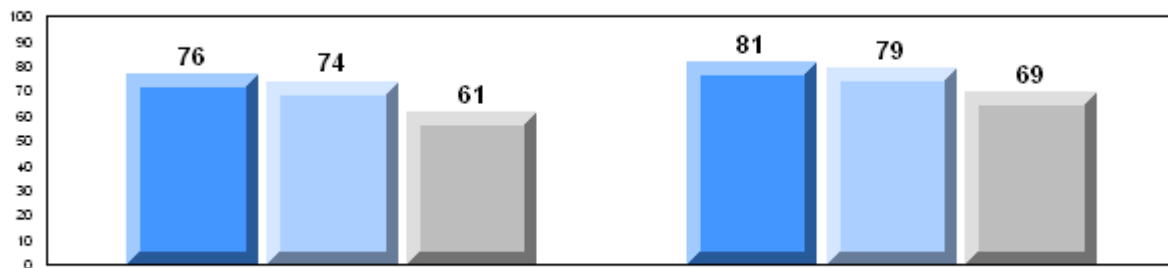
q

57.7
49.2
49.2

p

p

Average Score, 2006-2008



Exam Mark

Final Mark

2006



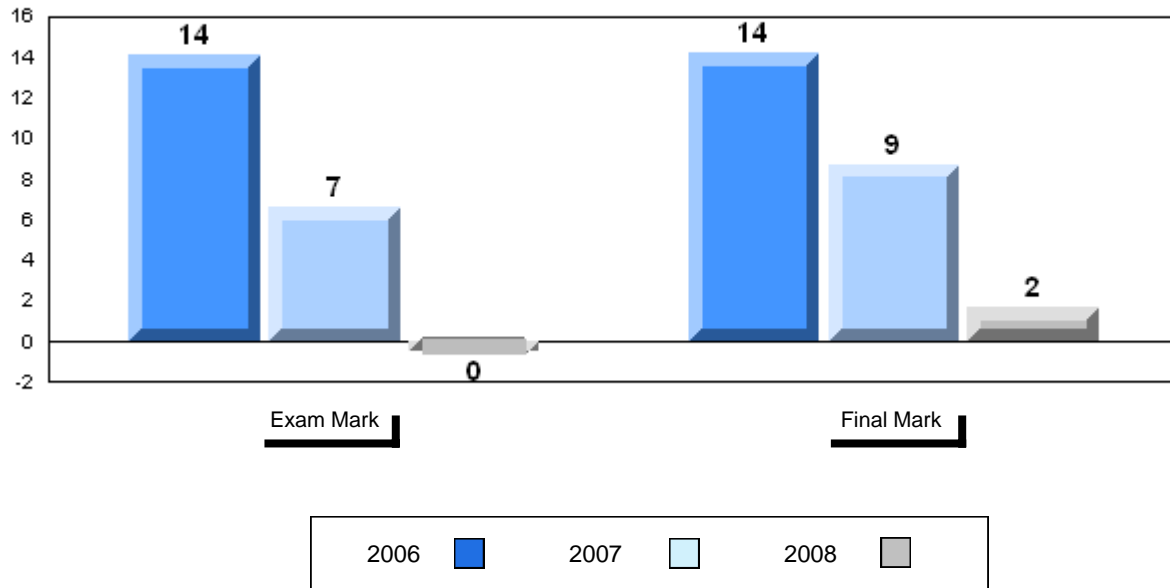
2007



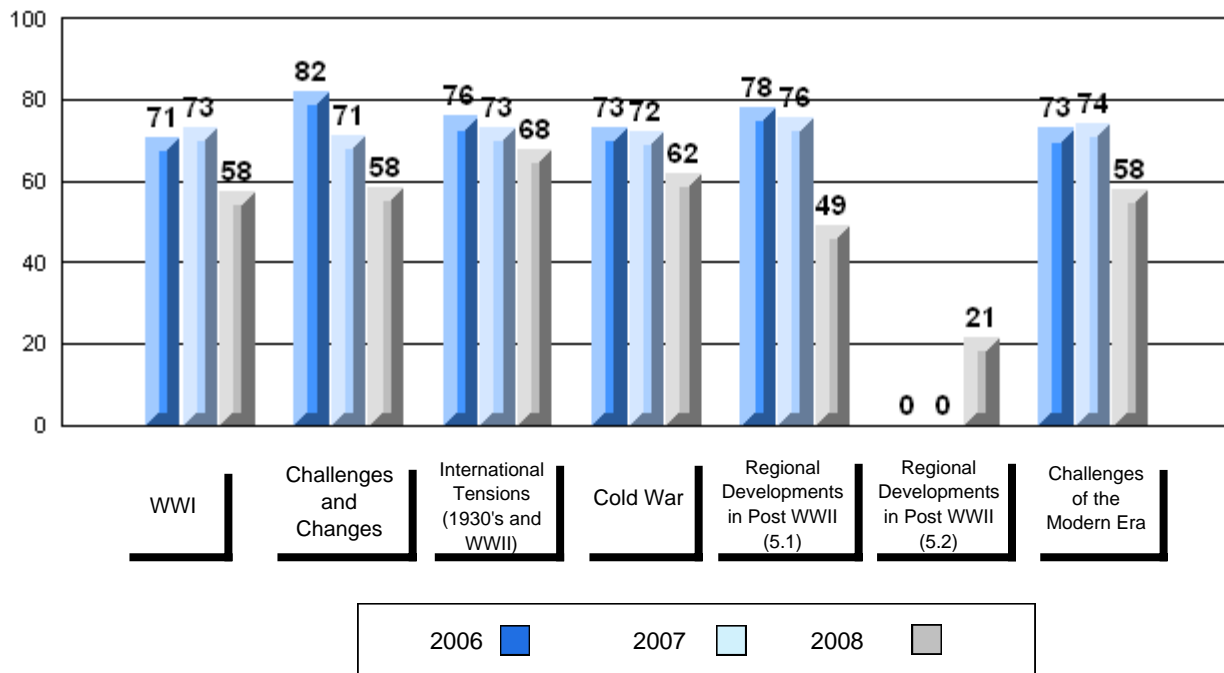
2008



Difference from Provincial Mean, 2006-2008



3 Year Public Exam (Subtest) Mark Trend 2006-2008



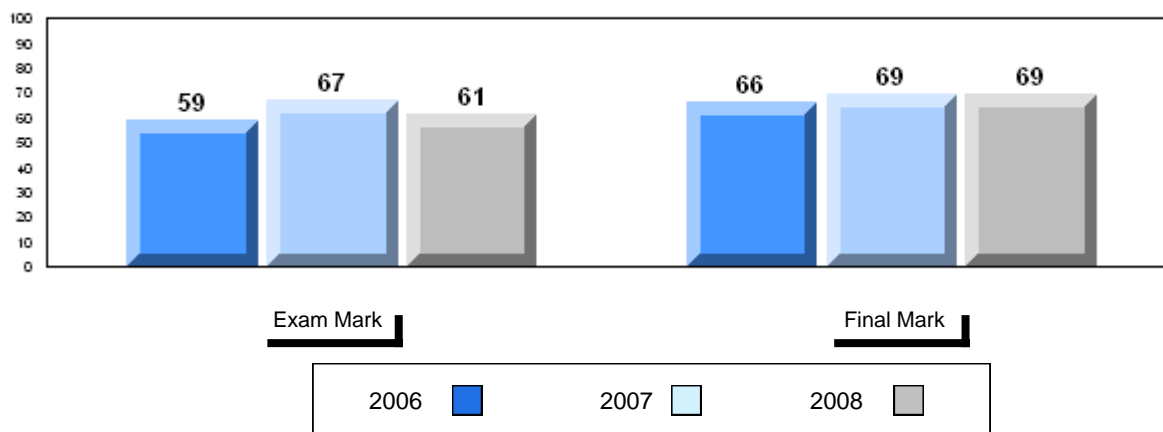
District 4 - Eastern

#296 - St. Michael's High, Bell Island

Grades: 7-12

Number of Students	14								
		Public Exam Mark	School vs District	School vs Province		Final Mark	School vs District	School vs Province	
World History 3201	School	61.3	q	q		69.1	p	p	
	District	61.7				67.5			
	Province	61.7				67.2			
<u>Subtest</u>									
WWI	School	61.3	q	q					
	District	62.0							
	Province	61.8							
Challenges and Changes	School	57.0	q	q					
	District	60.6							
	Province	60.0							
International Tensions (1930's and WWII)	School	67.5	q	q					
	District	68.8							
	Province	68.9							
Cold War	School	63.0	p	p					
	District	60.0							
	Province	61.3							
Regional Developments in Post WWII (5.1)	School	58.2	p	p					
	District	54.6							
	Province	54.5							
Regional Developments in Post WWII (5.2)	School	0.0	q	q					
	District	37.4							
	Province	38.8							
Challenges of the Modern Era	School	48.5	q	q					
	District	49.2							
	Province	49.2							

Average Score, 2006-2008

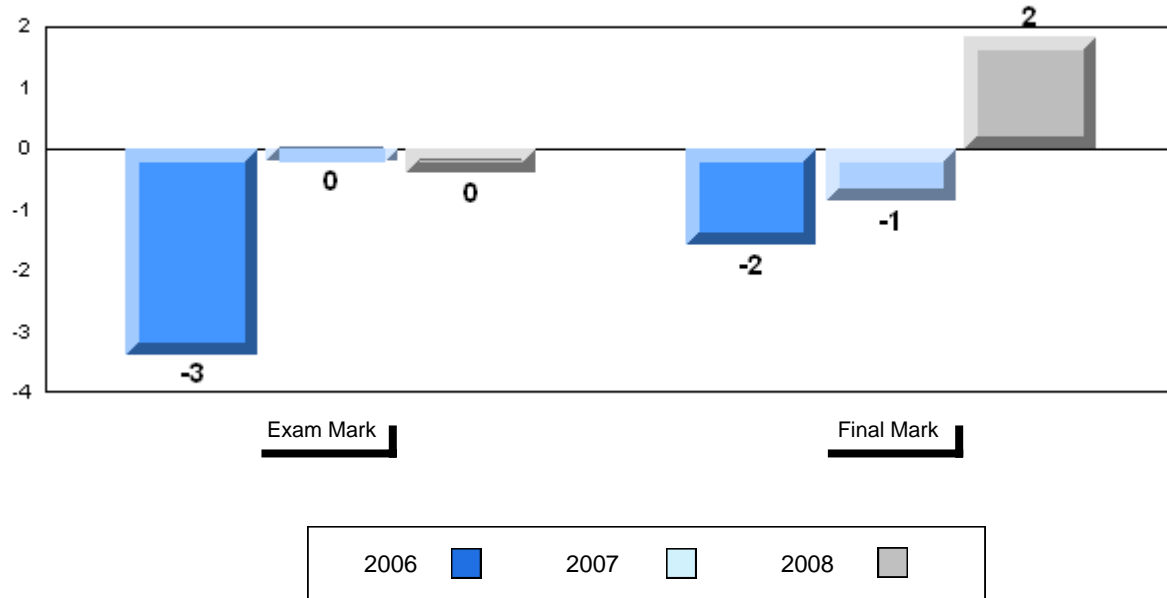


District 4 - Eastern

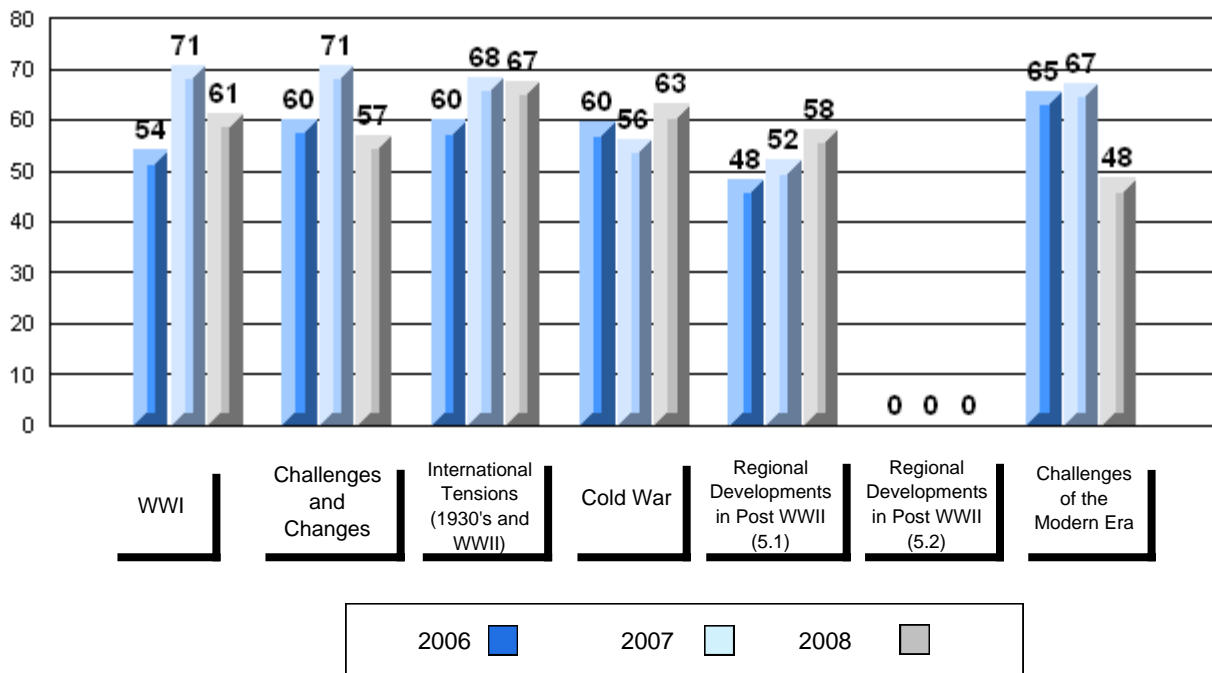
#296 - St. Michael's High, Bell Island

Grades: 7-12

Difference from Provincial Mean, 2006-2008



3 Year Public Exam (Subtest) Mark Trend 2006-2008



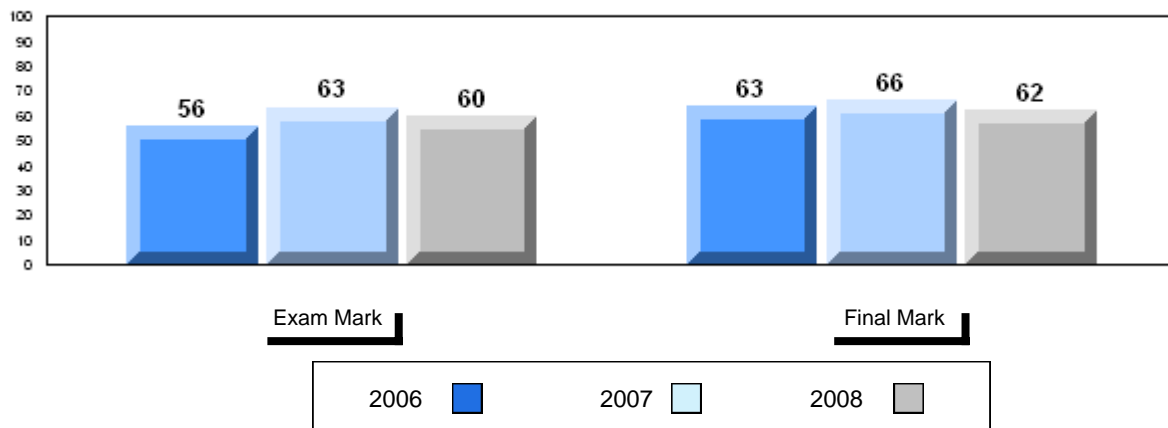
District 4 - Eastern

#302 - Queen Elizabeth Regional High, Conception Bay South (

Grades: 10-12

Number of Students	29								
		Public Exam Mark	School vs District	School vs Province		Final Mark	School vs District	School vs Province	
World History 3201	School	59.5	q	q		61.7	q	q	
	District	61.7				67.5			
	Province	61.7				67.2			
<u>Subtest</u>									
	School	62.4	p	p					
WWI	District	62.0							
	Province	61.8							
	School	56.8	q	q					
Challenges and Changes	District	60.6							
	Province	60.0							
	School	66.0	q	q					
International Tensions (1930's and WWII)	District	68.8							
	Province	68.9							
	School	60.2	p	q					
Cold War	District	60.0							
	Province	61.3							
	School	62.5	p	p					
Regional Developments in Post WWII (5.1)	District	54.6							
	Province	54.5							
	School	46.3	p	p					
Regional Developments in Post WWII (5.2)	District	37.4							
	Province	38.8							
	School	40.6	q	q					
Challenges of the Modern Era	District	49.2							
	Province	49.2							

Average Score, 2006-2008

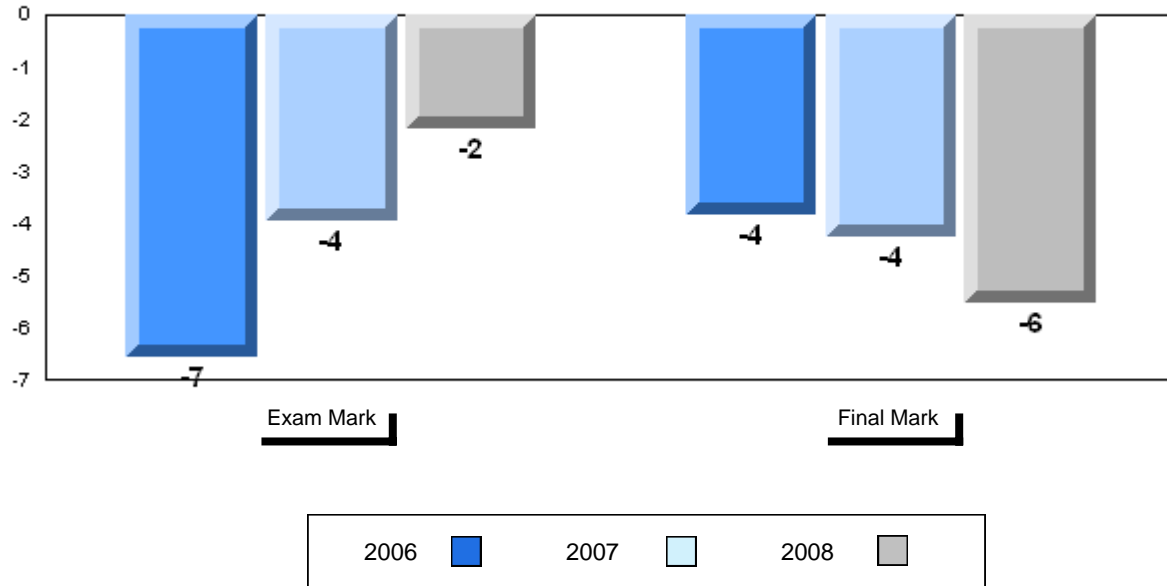


District 4 - Eastern

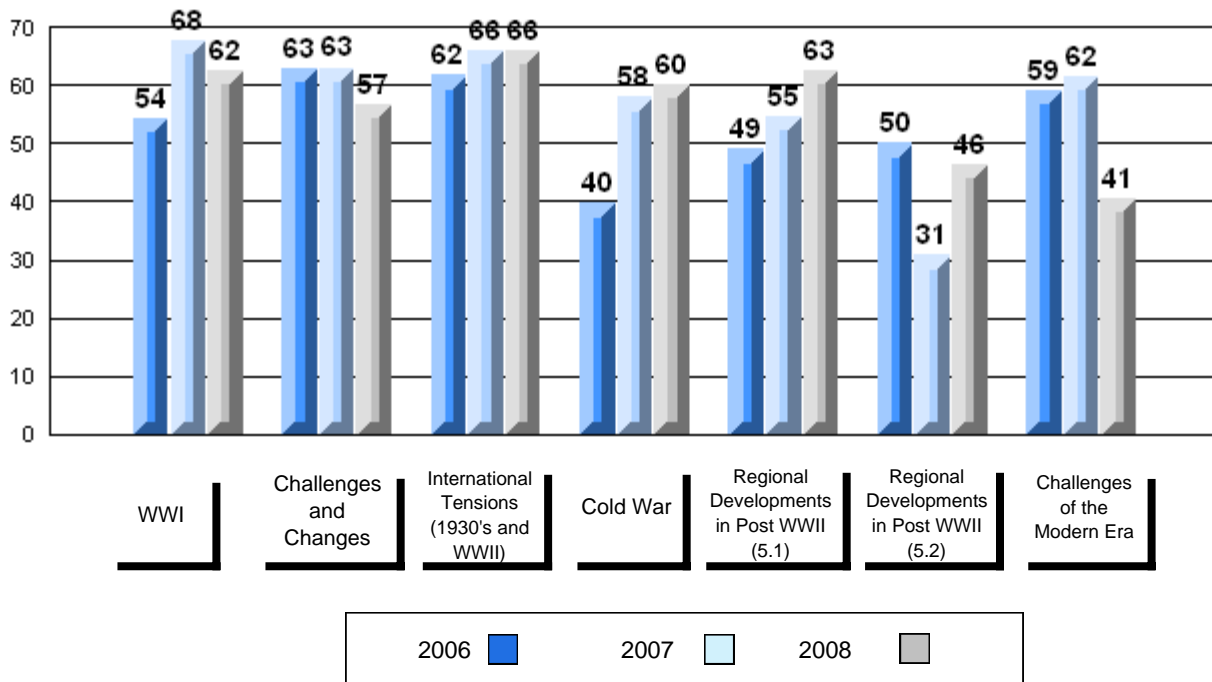
#302 - Queen Elizabeth Regional High, Conception Bay South (

Grades: 10-12

Difference from Provincial Mean, 2006-2008



3 Year Public Exam (Subtest) Mark Trend 2006-2008



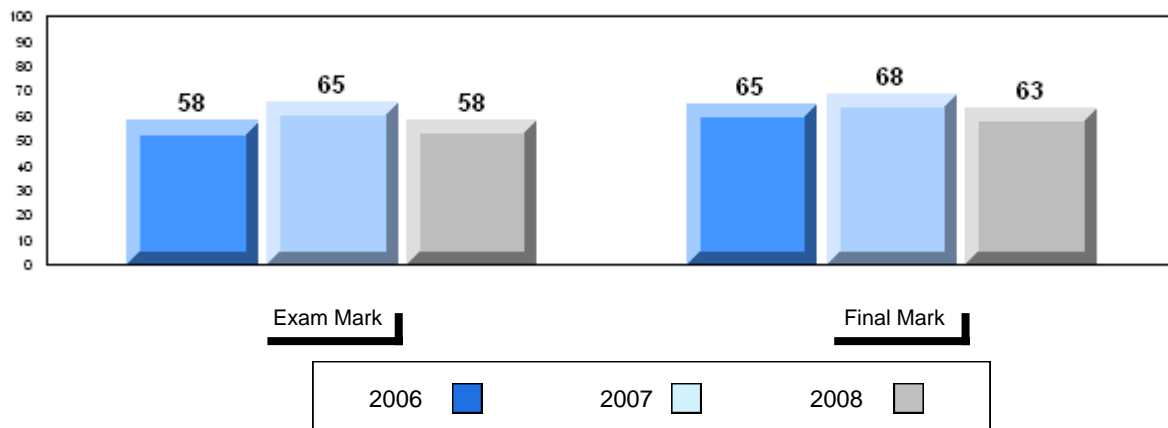
District 4 - Eastern

#304 - Holy Spirit High, Conception Bay South (Manuels)

Grades: 9-12

Number of Students	62								
		Public Exam Mark	School vs District	School vs Province		Final Mark	School vs District	School vs Province	
World History 3201	School	57.6	q	q		62.6	q	q	
	District	61.7				67.5			
	Province	61.7				67.2			
<u>Subtest</u>									
WWI	School	59.5	q	q					
	District	62.0							
	Province	61.8							
Challenges and Changes	School	56.2	q	q					
	District	60.6							
	Province	60.0							
International Tensions (1930's and WWII)	School	62.8	q	q					
	District	68.8							
	Province	68.9							
Cold War	School	52.7	q	q					
	District	60.0							
	Province	61.3							
Regional Developments in Post WWII (5.1)	School	55.6	p	p					
	District	54.6							
	Province	54.5							
Regional Developments in Post WWII (5.2)	School	15.0	q	q					
	District	37.4							
	Province	38.8							
Challenges of the Modern Era	School	50.9	p	p					
	District	49.2							
	Province	49.2							

Average Score, 2006-2008

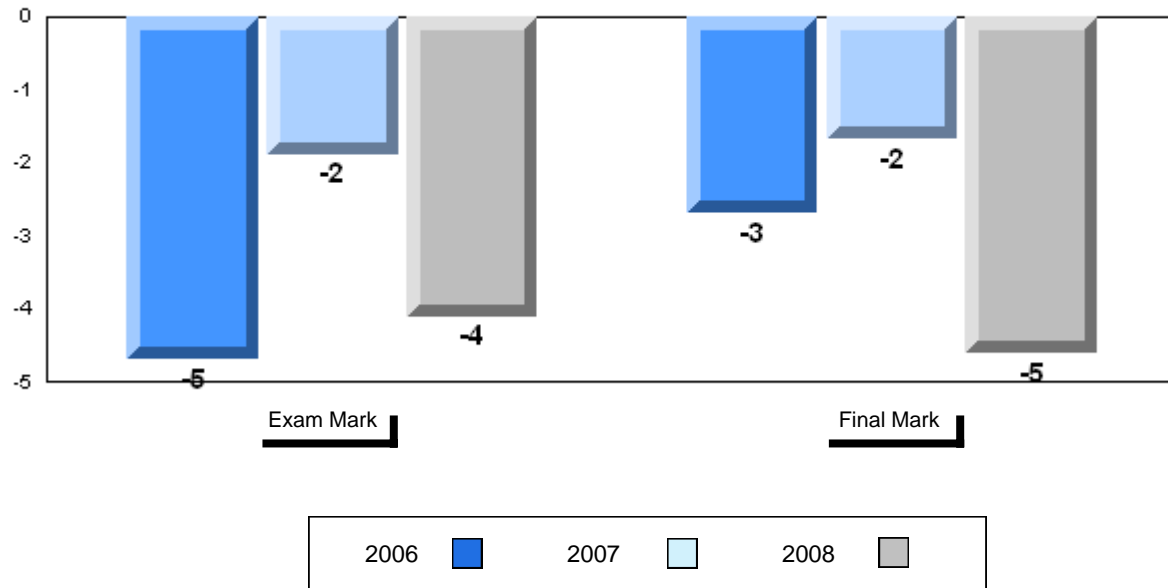


District 4 - Eastern

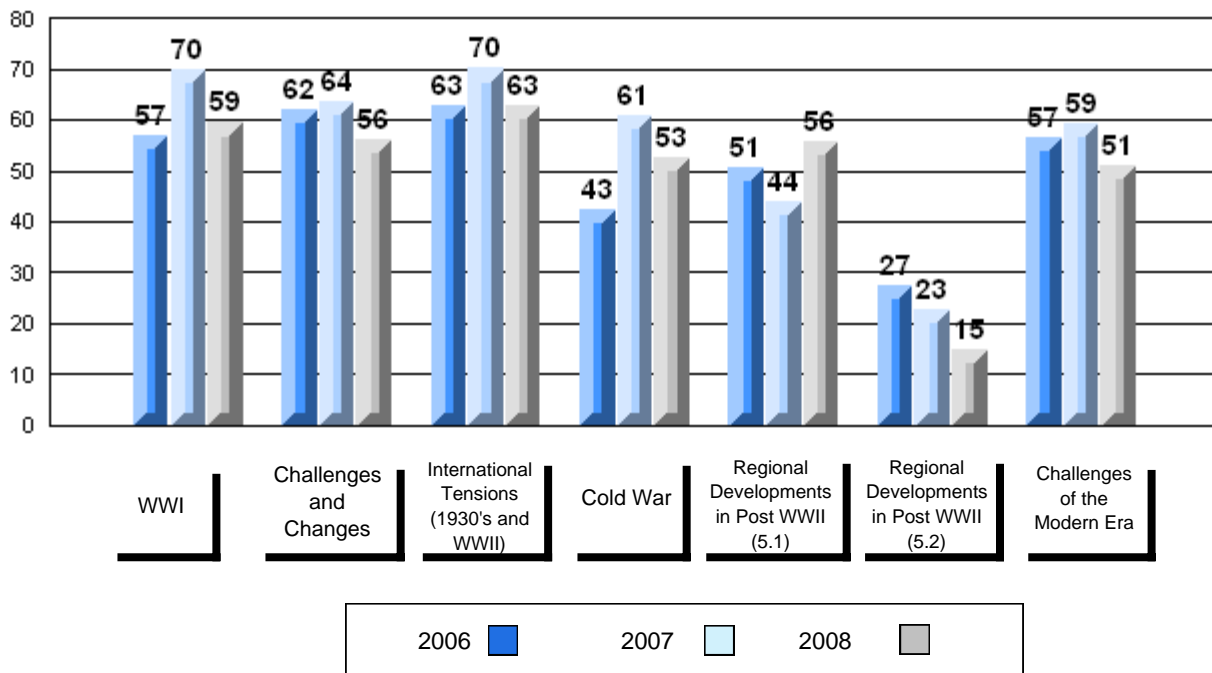
#304 - Holy Spirit High, Conception Bay South (Manuels)

Grades: 9-12

Difference from Provincial Mean, 2006-2008



3 Year Public Exam (Subtest) Mark Trend 2006-2008



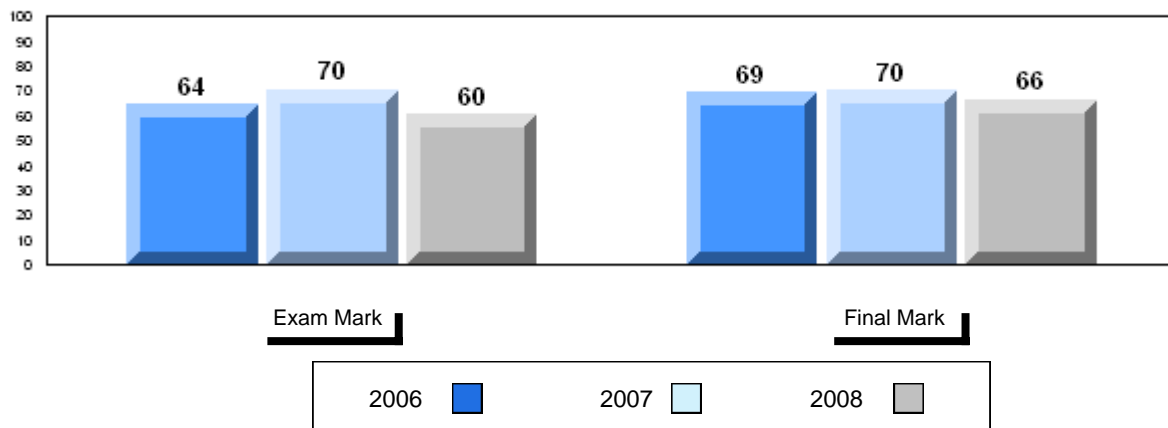
District 4 - Eastern

#307 - Mobile Central High, Mobile

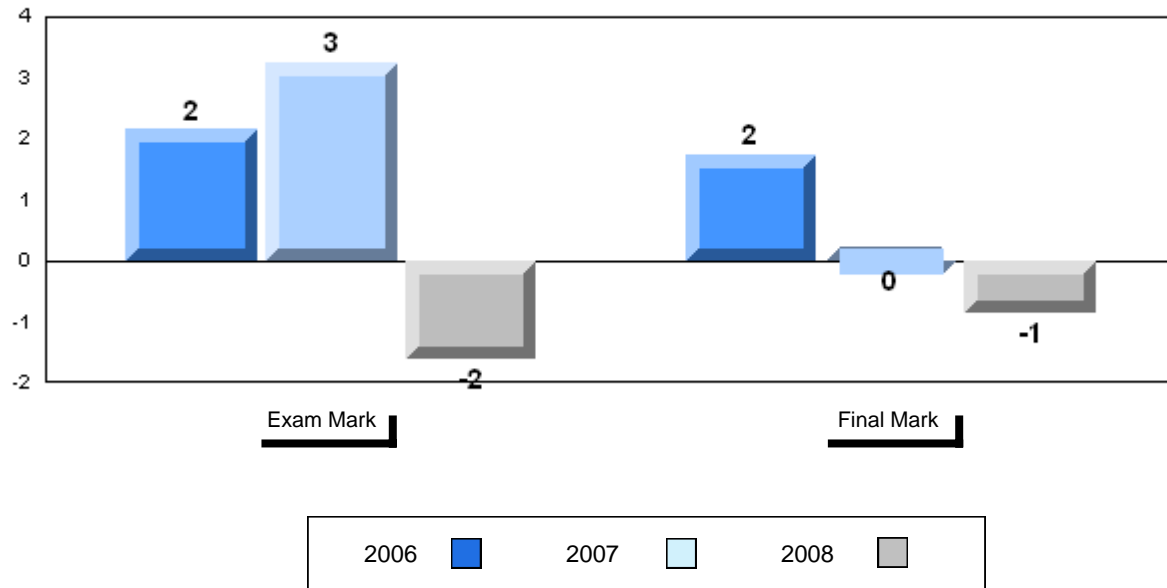
Grades: 7-12

Number of Students	25								
		Public Exam Mark	School vs District	School vs Province		Final Mark	School vs District	School vs Province	
World History 3201	School	60.1	q	q		66.4	q	q	
	District	61.7				67.5			
	Province	61.7				67.2			
<u>Subtest</u>									
WWI	School	62.0	P	P					
	District	62.0							
	Province	61.8							
Challenges and Changes	School	61.1	P	P					
	District	60.6							
	Province	60.0							
International Tensions (1930's and WWII)	School	69.7	P	P					
	District	68.8							
	Province	68.9							
Cold War	School	54.9	q	q					
	District	60.0							
	Province	61.3							
Regional Developments in Post WWII (5.1)	School	48.2	q	q					
	District	54.6							
	Province	54.5							
Regional Developments in Post WWII (5.2)	School	14.3	q	q					
	District	37.4							
	Province	38.8							
Challenges of the Modern Era	School	40.0	q	q					
	District	49.2							
	Province	49.2							

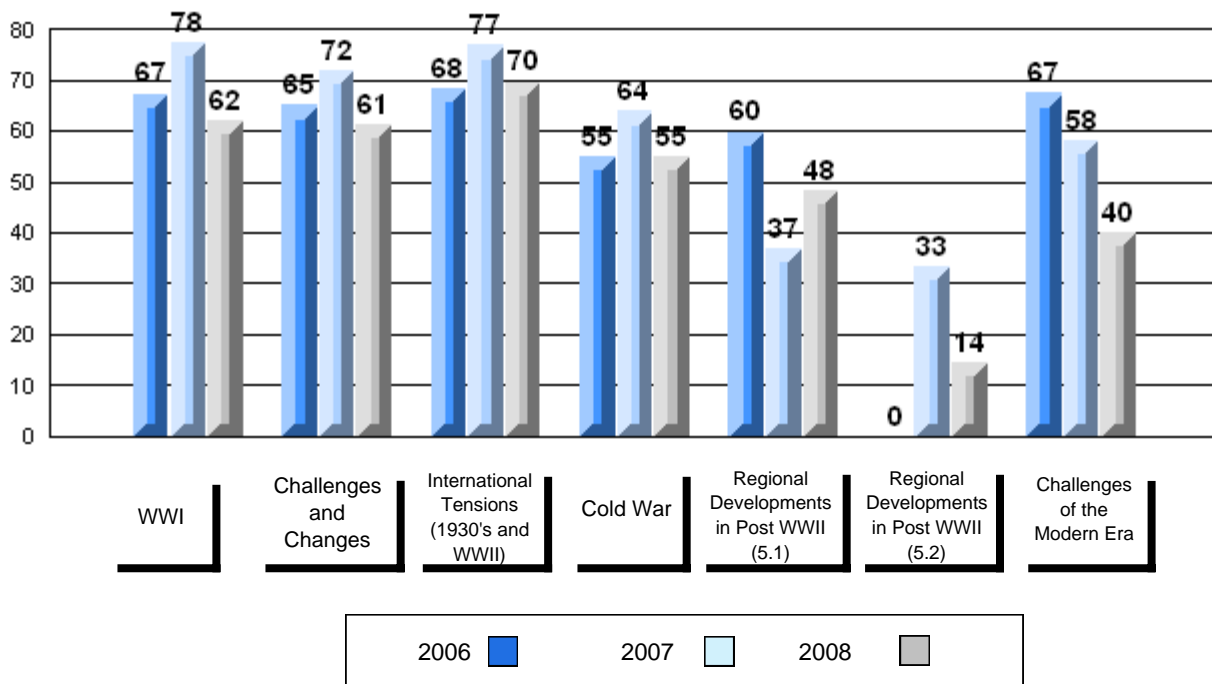
Average Score, 2006-2008



Difference from Provincial Mean, 2006-2008



3 Year Public Exam (Subtest) Mark Trend 2006-2008



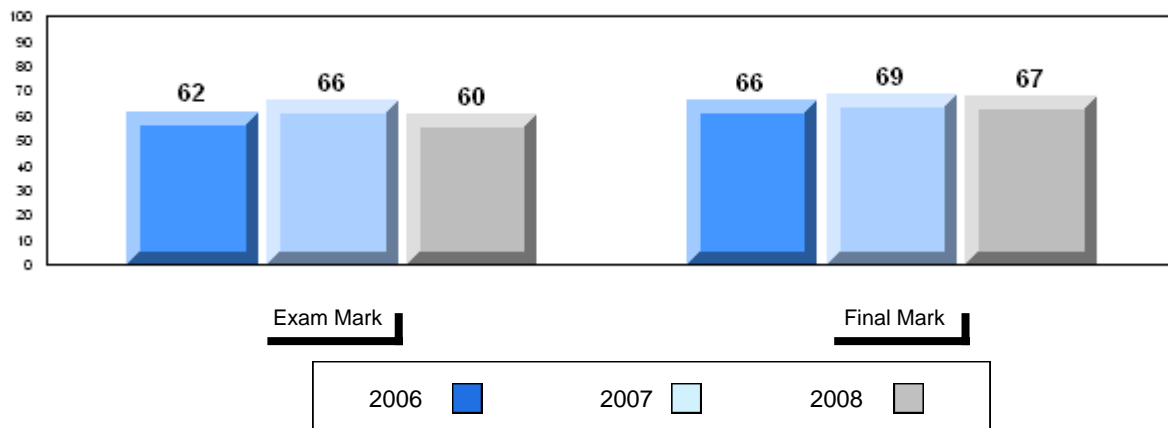
District 4 - Eastern

#311 - Mount Pearl Senior High, Mount Pearl

Grades: 10-12

Number of Students	55								
		Public Exam Mark	School vs District	School vs Province		Final Mark	School vs District	School vs Province	
World History 3201	School	60.4	q	q		67.4	q	p	
	District	61.7				67.5			
	Province	61.7				67.2			
<u>Subtest</u>									
WWI	School	59.2	q	q					
	District	62.0							
	Province	61.8							
Challenges and Changes	School	62.5	p	p					
	District	60.6							
	Province	60.0							
International Tensions (1930's and WWII)	School	68.2	q	q					
	District	68.8							
	Province	68.9							
Cold War	School	55.5	q	q					
	District	60.0							
	Province	61.3							
Regional Developments in Post WWII (5.1)	School	50.2	q	q					
	District	54.6							
	Province	54.5							
Regional Developments in Post WWII (5.2)	School	20.4	q	q					
	District	37.4							
	Province	38.8							
Challenges of the Modern Era	School	48.3	q	q					
	District	49.2							
	Province	49.2							

Average Score, 2006-2008

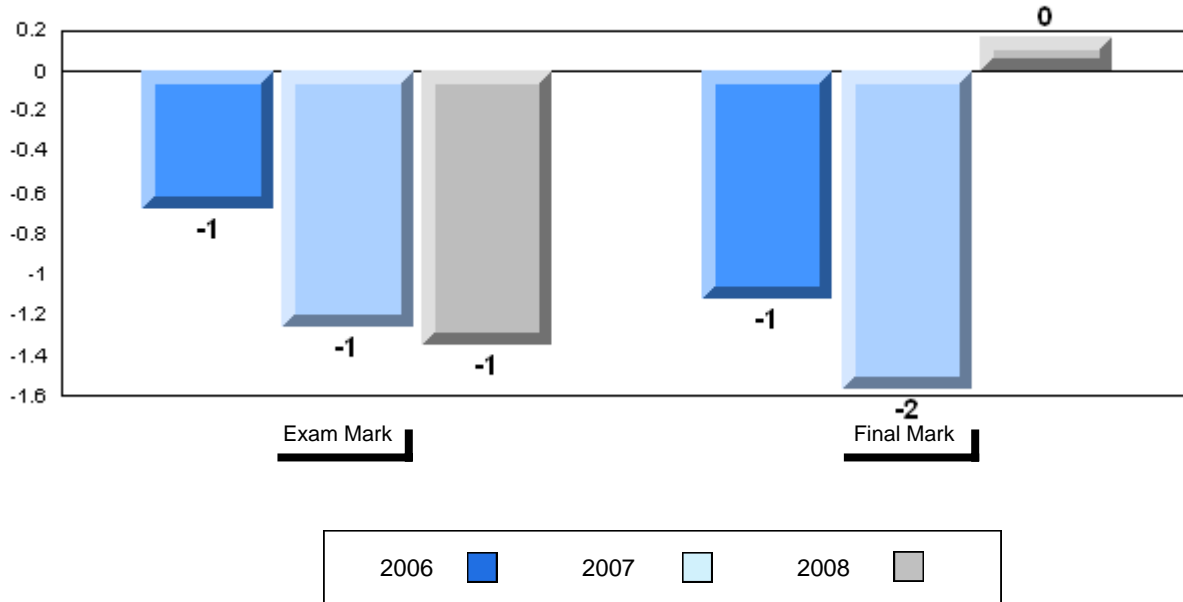


District 4 - Eastern

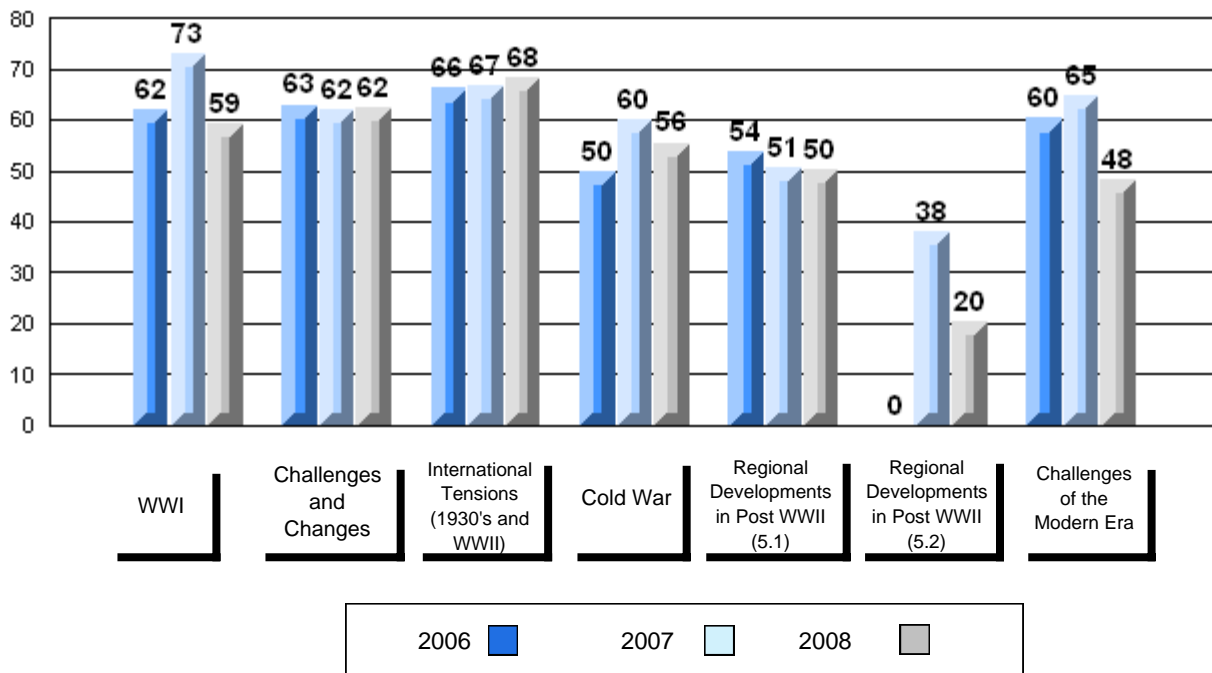
#311 - Mount Pearl Senior High, Mount Pearl

Grades: 10-12

Difference from Provincial Mean, 2006-2008



3 Year Public Exam (Subtest) Mark Trend 2006-2008



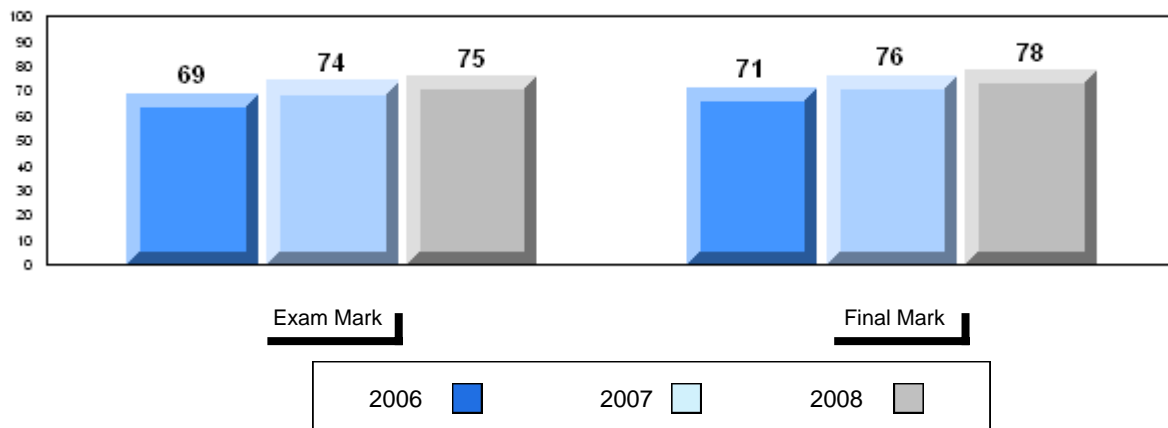
District 4 - Eastern

#313 - O'Donel High School, Mount Pearl

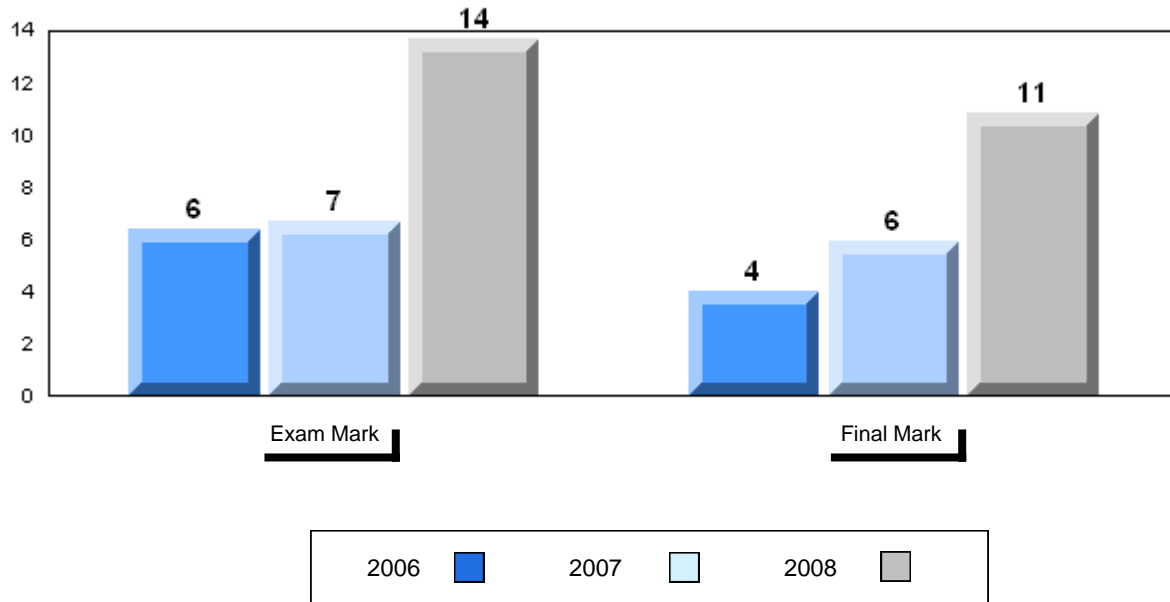
Grades: 10-12

Number of Students	33								
		Public Exam Mark	School vs District	School vs Province		Final Mark	School vs District	School vs Province	
World History 3201	School	75.4	P	P		78.1	P	P	
	District	61.7				67.5			
	Province	61.7				67.2			
<u>Subtest</u>									
WWI	School	78.3	P	P					
	District	62.0							
	Province	61.8							
Challenges and Changes	School	76.4	P	P					
	District	60.6							
	Province	60.0							
International Tensions (1930's and WWII)	School	79.5	P	P					
	District	68.8							
	Province	68.9							
Cold War	School	73.1	P	P					
	District	60.0							
	Province	61.3							
Regional Developments in Post WWII (5.1)	School	65.9	P	P					
	District	54.6							
	Province	54.5							
Regional Developments in Post WWII (5.2)	School	35.7	Q	Q					
	District	37.4							
	Province	38.8							
Challenges of the Modern Era	School	59.7	P	P					
	District	49.2							
	Province	49.2							

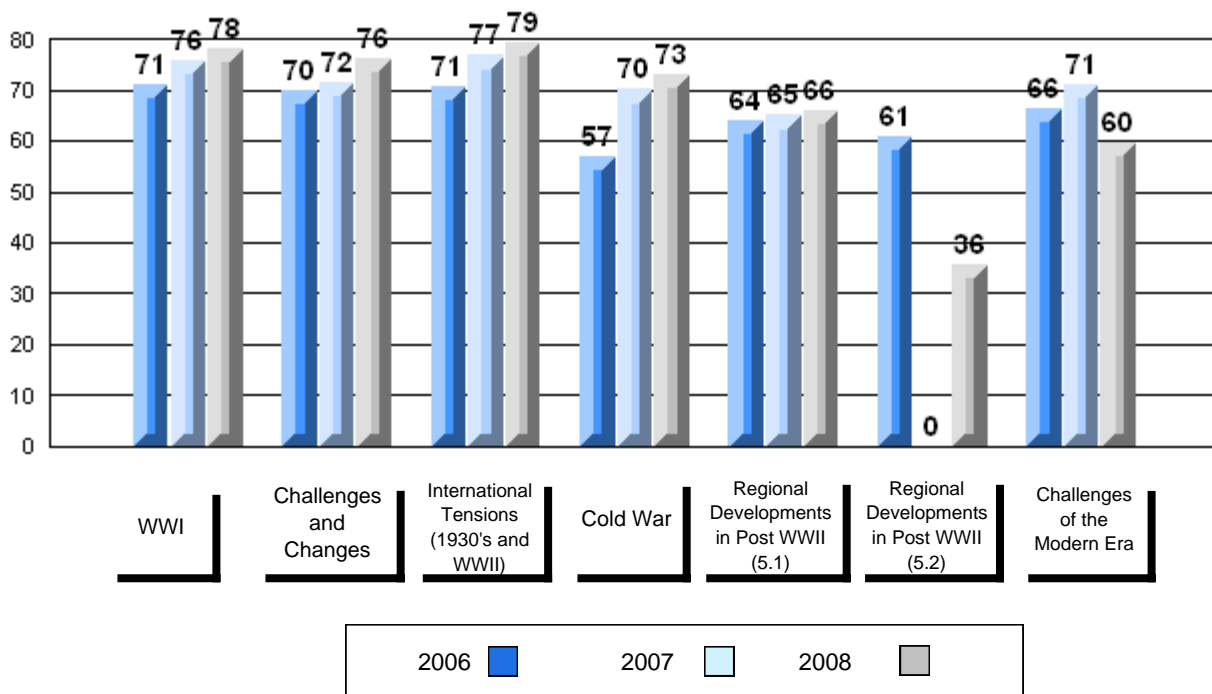
Average Score, 2006-2008



Difference from Provincial Mean, 2006-2008



3 Year Public Exam (Subtest) Mark Trend 2006-2008



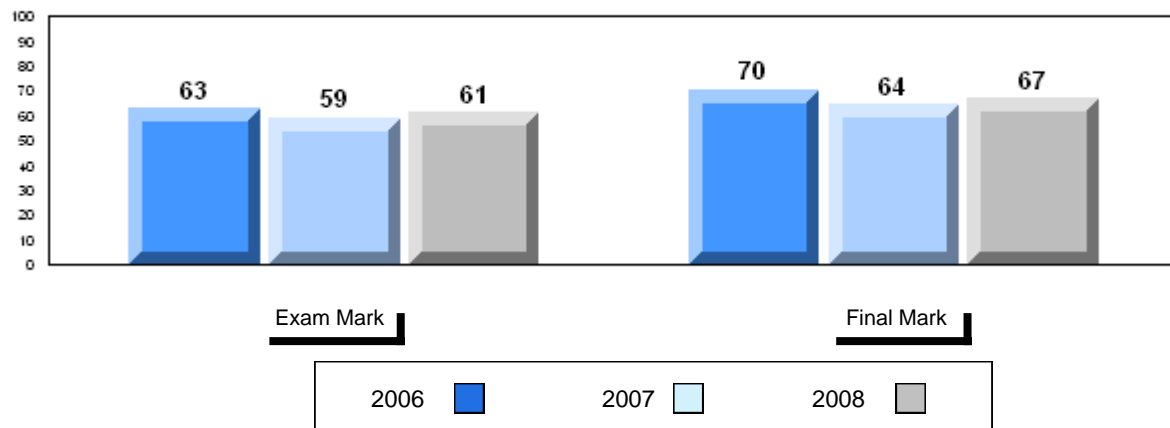
District 4 - Eastern

#327 - Bishops College High, St. John's

Grades: 10-12

Number of Students	55								
		Public Exam Mark	School vs District	School vs Province		Final Mark	School vs District	School vs Province	
World History 3201	School	60.9	q	q		66.7	q	q	
	District	61.7				67.5			
	Province	61.7				67.2			
<u>Subtest</u>									
WWI	School	61.8	q	p					
	District	62.0							
	Province	61.8							
Challenges and Changes	School	60.9	p	p					
	District	60.6							
	Province	60.0							
International Tensions (1930's and WWII)	School	67.9	q	q					
	District	68.8							
	Province	68.9							
Cold War	School	57.5	q	q					
	District	60.0							
	Province	61.3							
Regional Developments in Post WWII (5.1)	School	64.6	p	p					
	District	54.6							
	Province	54.5							
Regional Developments in Post WWII (5.2)	School	37.4	p	q					
	District	37.4							
	Province	38.8							
Challenges of the Modern Era	School	46.0	q	q					
	District	49.2							
	Province	49.2							

Average Score, 2006-2008

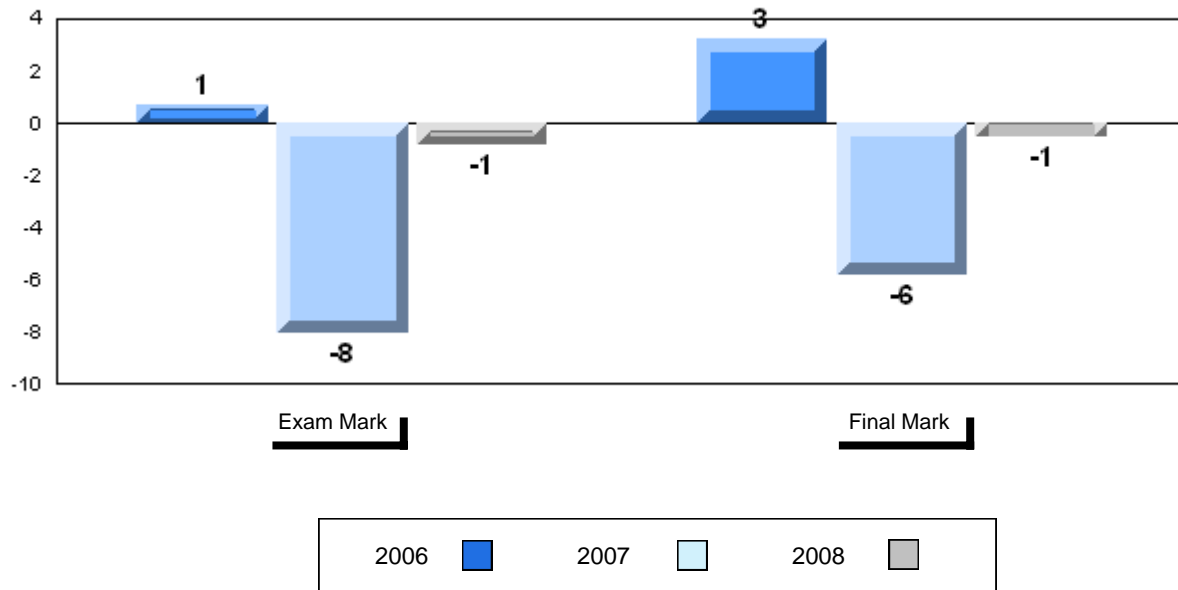


District 4 - Eastern

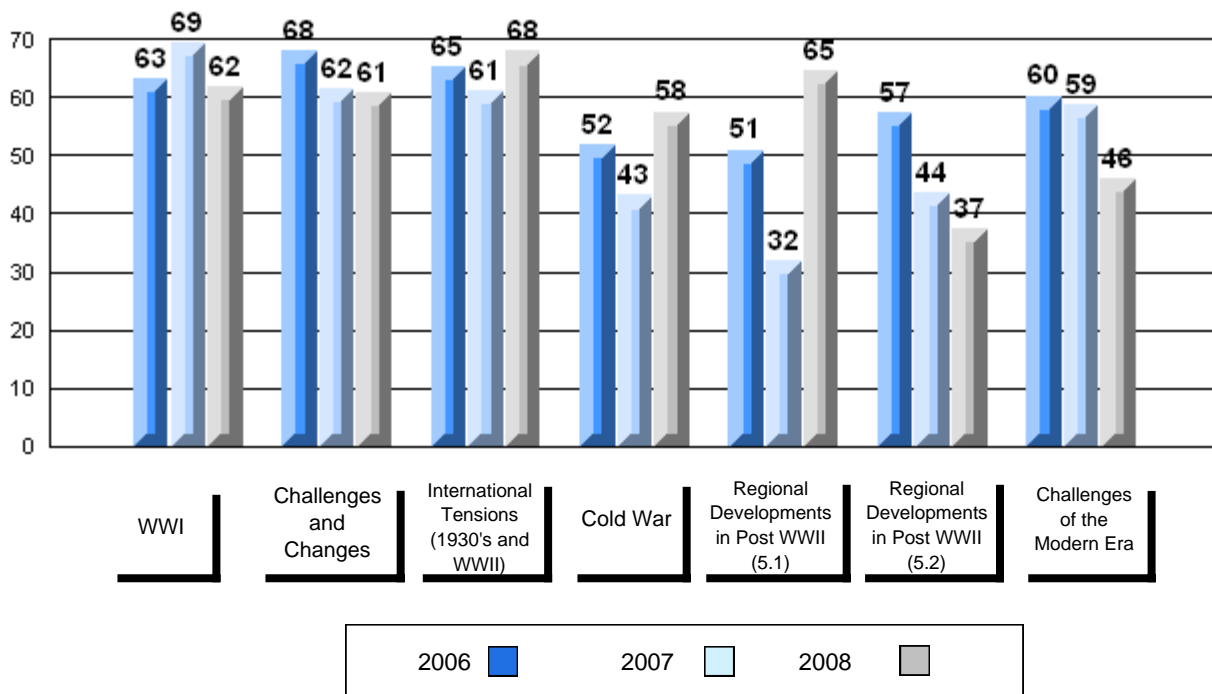
#327 - Bishops College High, St. John's

Grades: 10-12

Difference from Provincial Mean, 2006-2008



3 Year Public Exam (Subtest) Mark Trend 2006-2008



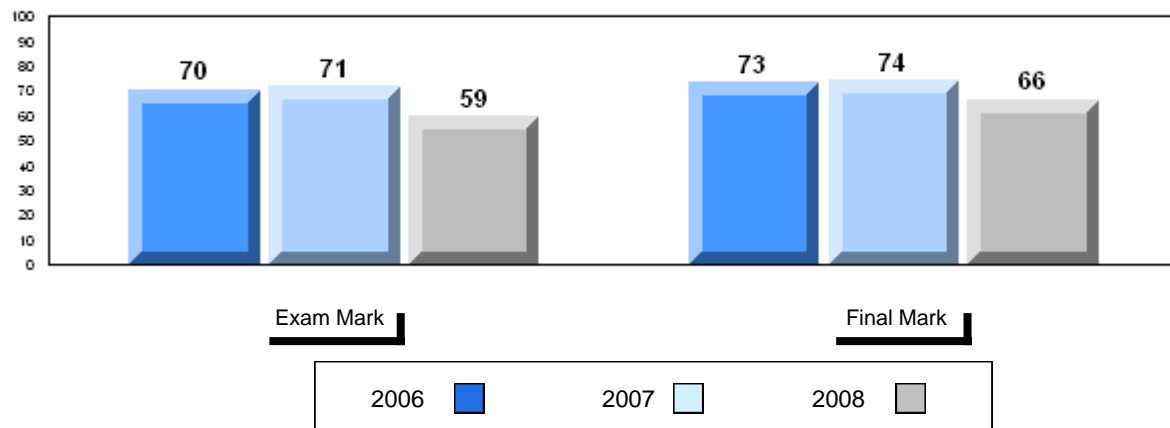
District 4 - Eastern

#328 - Booth Memorial High School, St. John's

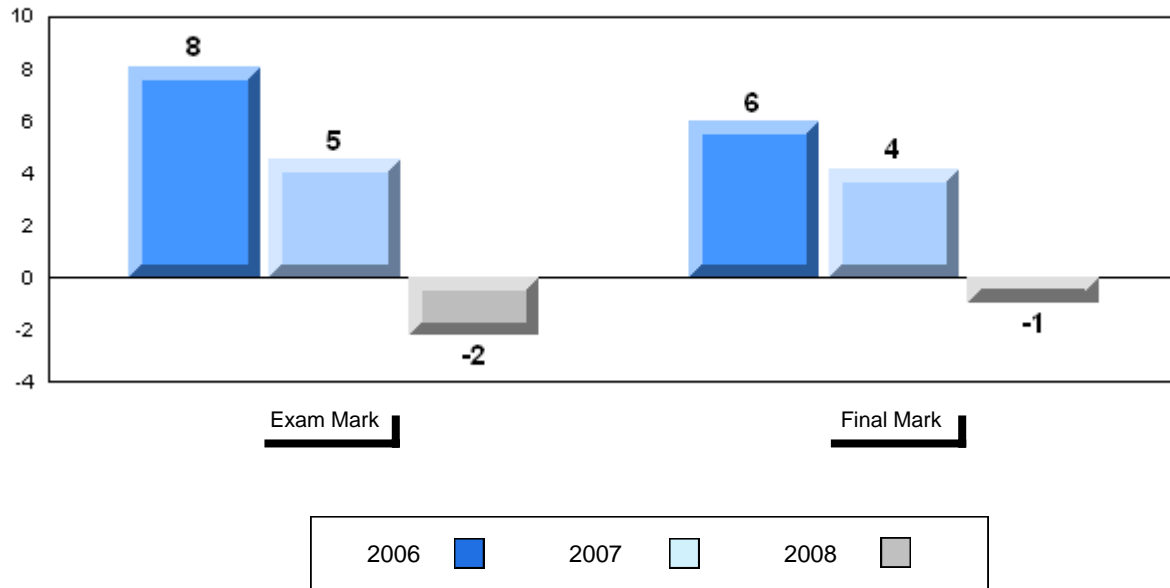
Grades: 10-12

Number of Students	60								
		Public Exam Mark	School vs District	School vs Province		Final Mark	School vs District	School vs Province	
World History 3201	School	59.5	q	q		66.3	q	q	
	District	61.7				67.5			
	Province	61.7				67.2			
<u>Subtest</u>									
WWI	School	62.1	p	p					
	District	62.0							
	Province	61.8							
Challenges and Changes	School	58.5	q	q					
	District	60.6							
	Province	60.0							
International Tensions (1930's and WWII)	School	64.5	q	q					
	District	68.8							
	Province	68.9							
Cold War	School	61.2	p	q					
	District	60.0							
	Province	61.3							
Regional Developments in Post WWII (5.1)	School	44.8	q	q					
	District	54.6							
	Province	54.5							
Regional Developments in Post WWII (5.2)	School	25.0	q	q					
	District	37.4							
	Province	38.8							
Challenges of the Modern Era	School	44.1	q	q					
	District	49.2							
	Province	49.2							

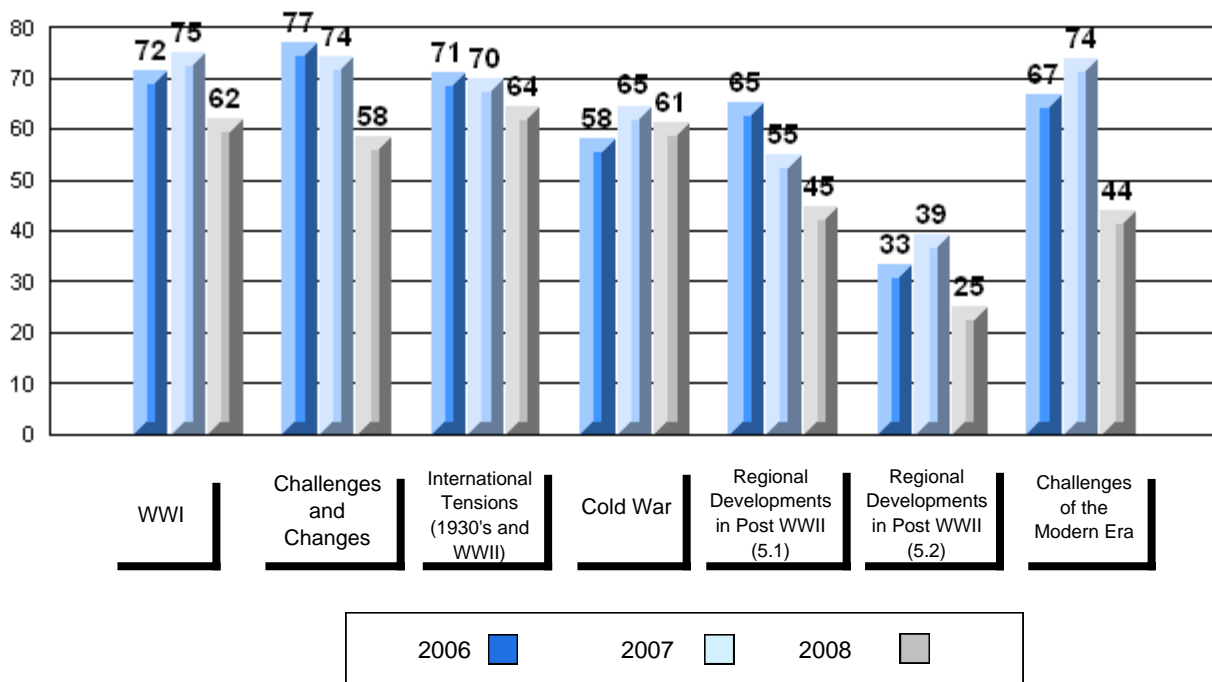
Average Score, 2006-2008



Difference from Provincial Mean, 2006-2008



3 Year Public Exam (Subtest) Mark Trend 2006-2008



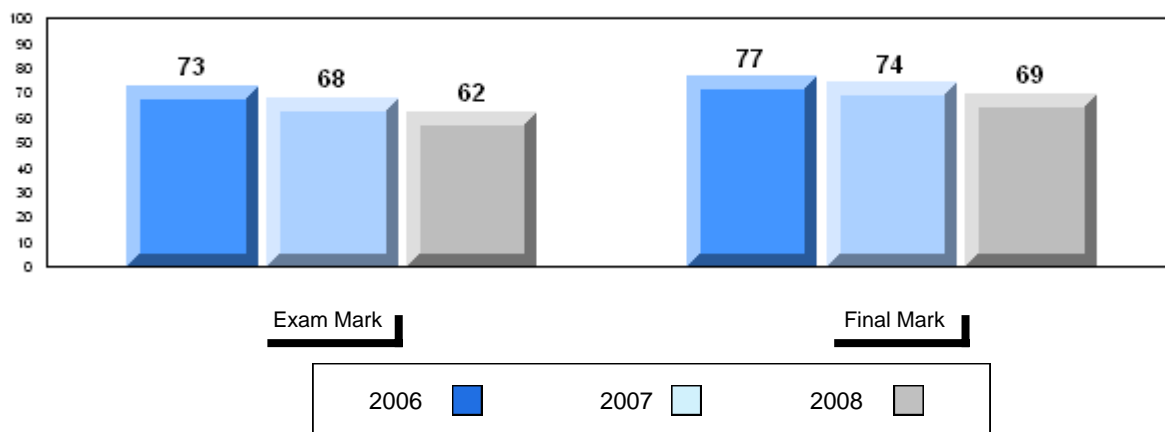
District 4 - Eastern

#336 - Gonzaga Regional High, St. John's

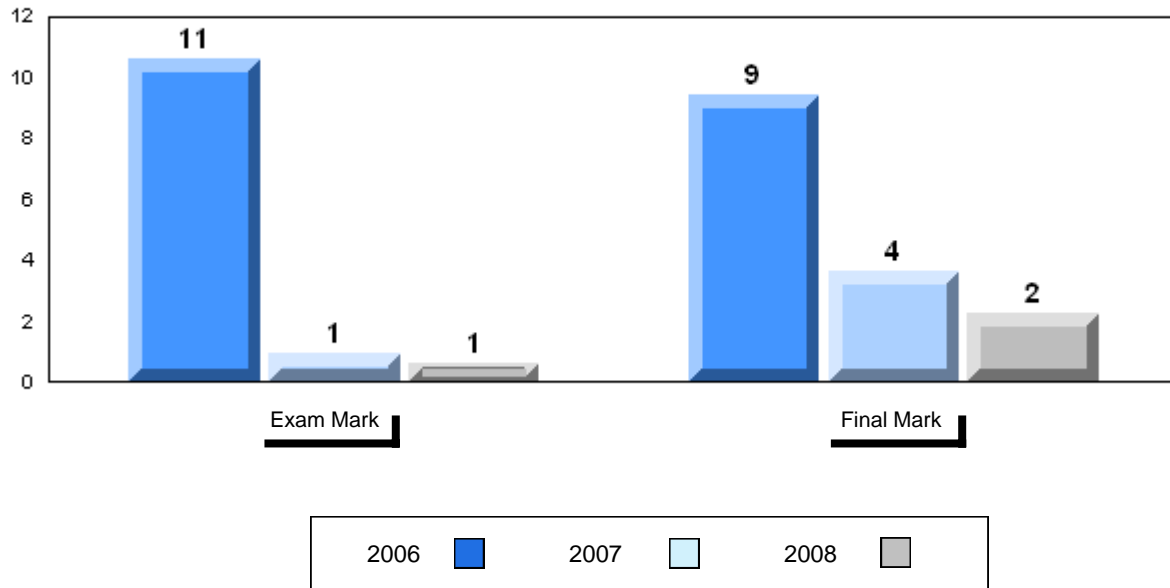
Grades: 10-12

Number of Students	66								
		Public Exam Mark	School vs District	School vs Province		Final Mark	School vs District	School vs Province	
World History 3201	School	62.3	P	P		69.5	P	P	
	District	61.7				67.5			
	Province	61.7				67.2			
<u>Subtest</u>									
WWI	School	60.7	q	q					
	District	62.0							
	Province	61.8							
Challenges and Changes	School	63.4	P	P					
	District	60.6							
	Province	60.0							
International Tensions (1930's and WWII)	School	70.7	P	P					
	District	68.8							
	Province	68.9							
Cold War	School	59.4	q	q					
	District	60.0							
	Province	61.3							
Regional Developments in Post WWII (5.1)	School	51.2	q	q					
	District	54.6							
	Province	54.5							
Regional Developments in Post WWII (5.2)	School	16.3	q	q					
	District	37.4							
	Province	38.8							
Challenges of the Modern Era	School	49.9	P	P					
	District	49.2							
	Province	49.2							

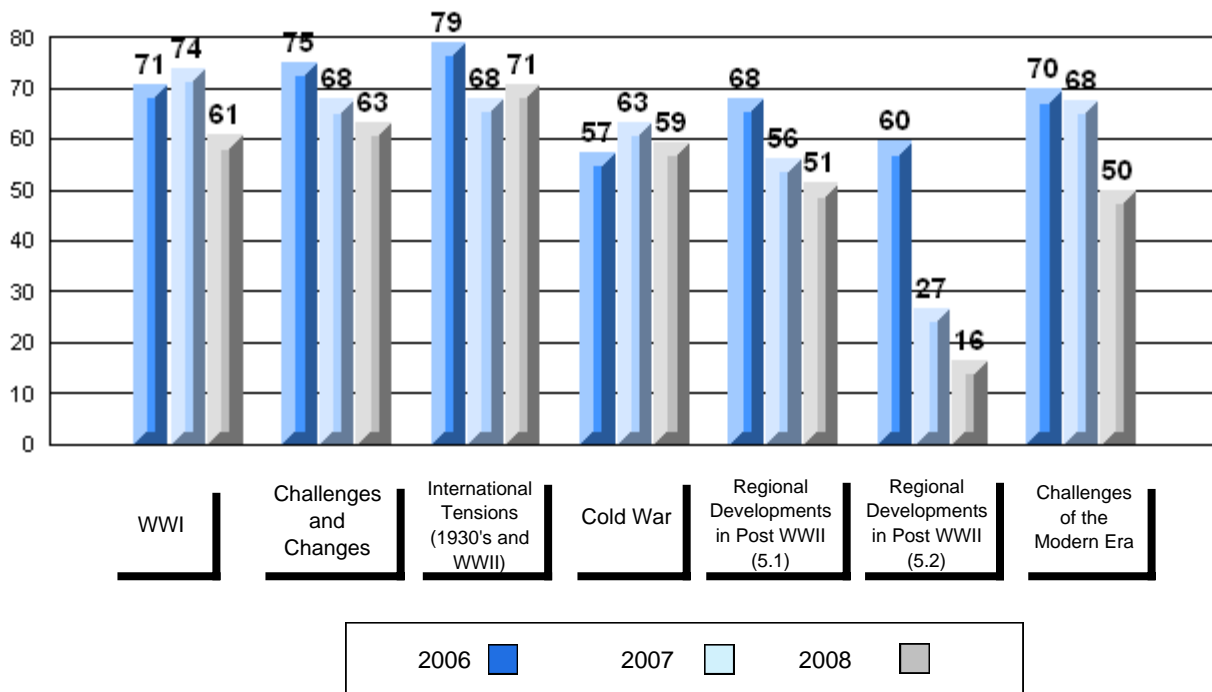
Average Score, 2006-2008



Difference from Provincial Mean, 2006-2008



3 Year Public Exam (Subtest) Mark Trend 2006-2008



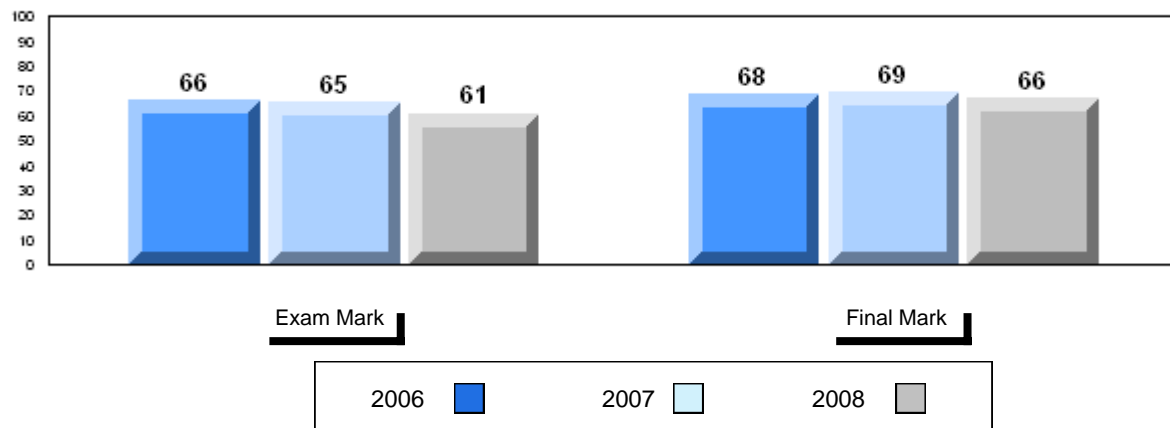
District 4 - Eastern

#340 - Holy Heart of Mary Regional High, St. John's

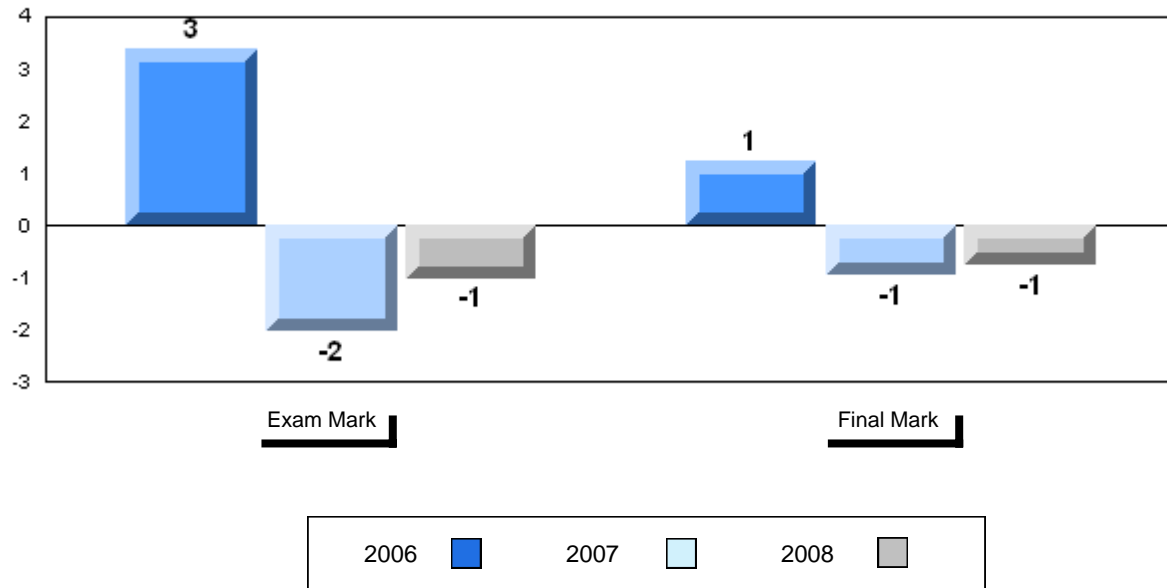
Grades: 10-12

Number of Students	45								
		Public Exam Mark	School vs District	School vs Province		Final Mark	School vs District	School vs Province	
World History 3201	School	60.7	q	q		66.5	q	q	
	District	61.7				67.5			
	Province	61.7				67.2			
<u>Subtest</u>									
WWI	School	64.6	P	P					
	District	62.0							
	Province	61.8							
Challenges and Changes	School	62.0	P	P					
	District	60.6							
	Province	60.0							
International Tensions (1930's and WWII)	School	66.6	q	q					
	District	68.8							
	Province	68.9							
Cold War	School	57.9	q	q					
	District	60.0							
	Province	61.3							
Regional Developments in Post WWII (5.1)	School	51.1	q	q					
	District	54.6							
	Province	54.5							
Regional Developments in Post WWII (5.2)	School	35.7	q	q					
	District	37.4							
	Province	38.8							
Challenges of the Modern Era	School	40.3	q	q					
	District	49.2							
	Province	49.2							

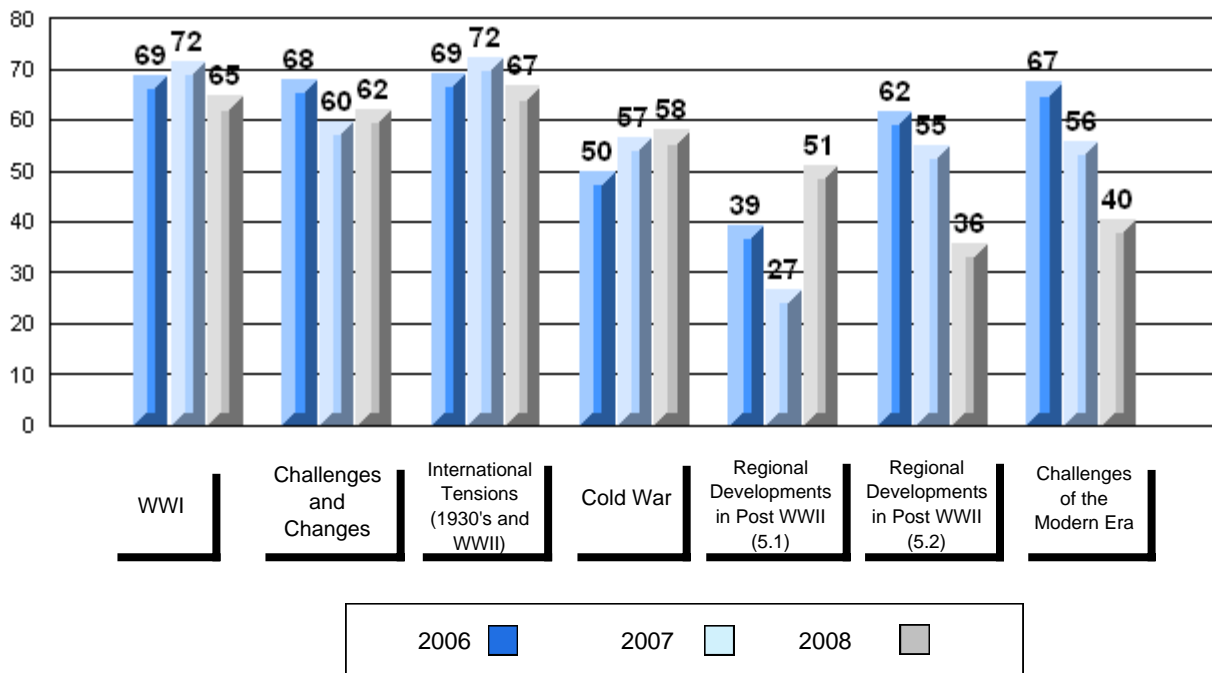
Average Score, 2006-2008



Difference from Provincial Mean, 2006-2008



3 Year Public Exam (Subtest) Mark Trend 2006-2008



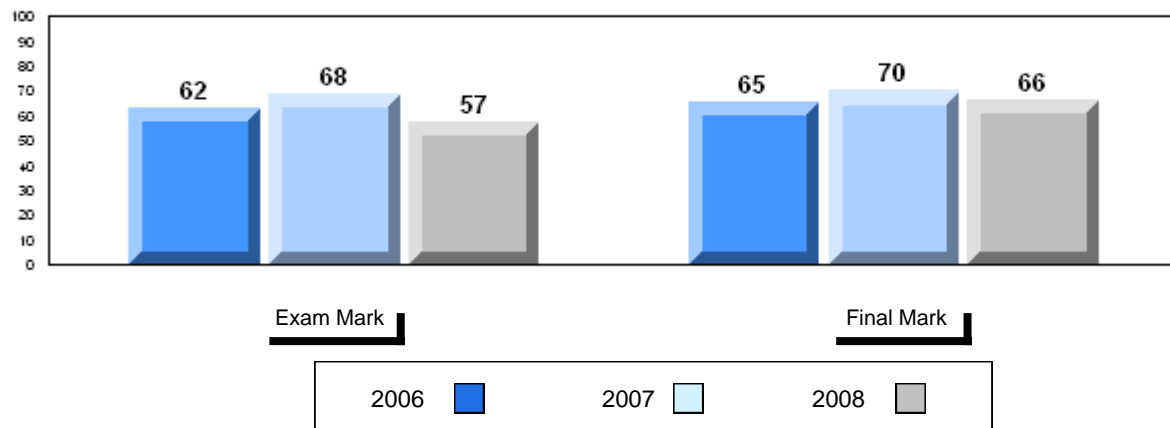
District 4 - Eastern

#347 - Prince of Wales Collegiate, St. John's

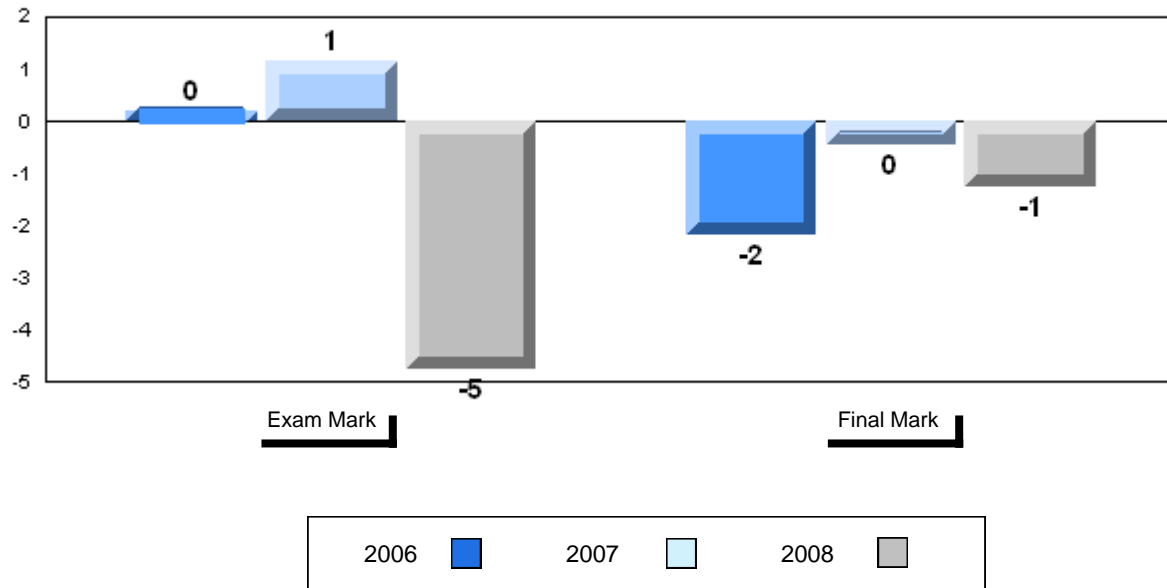
Grades: 10-12

Number of Students		47						
			Public Exam Mark	School vs District	School vs Province	Final Mark	School vs District	School vs Province
World History 3201	School	57.0		q	q	66.0	q	q
	District	61.7				67.5		
	Province	61.7				67.2		
<u>Subtest</u>								
WWI	School	63.4		p	p			
	District	62.0						
	Province	61.8						
Challenges and Changes	School	56.0		q	q			
	District	60.6						
	Province	60.0						
International Tensions (1930's and WWII)	School	64.5		q	q			
	District	68.8						
	Province	68.9						
Cold War	School	49.5		q	q			
	District	60.0						
	Province	61.3						
Regional Developments in Post WWII (5.1)	School	49.5		q	q			
	District	54.6						
	Province	54.5						
Regional Developments in Post WWII (5.2)	School	25.0		q	q			
	District	37.4						
	Province	38.8						
Challenges of the Modern Era	School	33.7		q	q			
	District	49.2						
	Province	49.2						

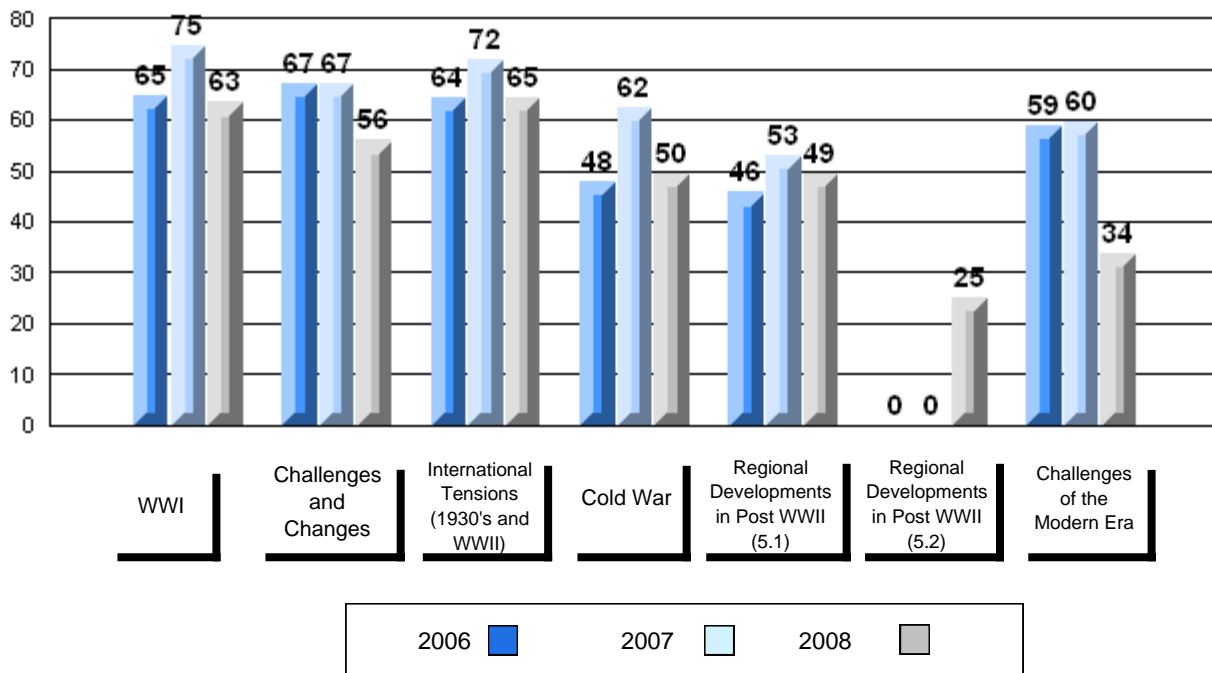
Average Score, 2006-2008



Difference from Provincial Mean, 2006-2008



3 Year Public Exam (Subtest) Mark Trend 2006-2008



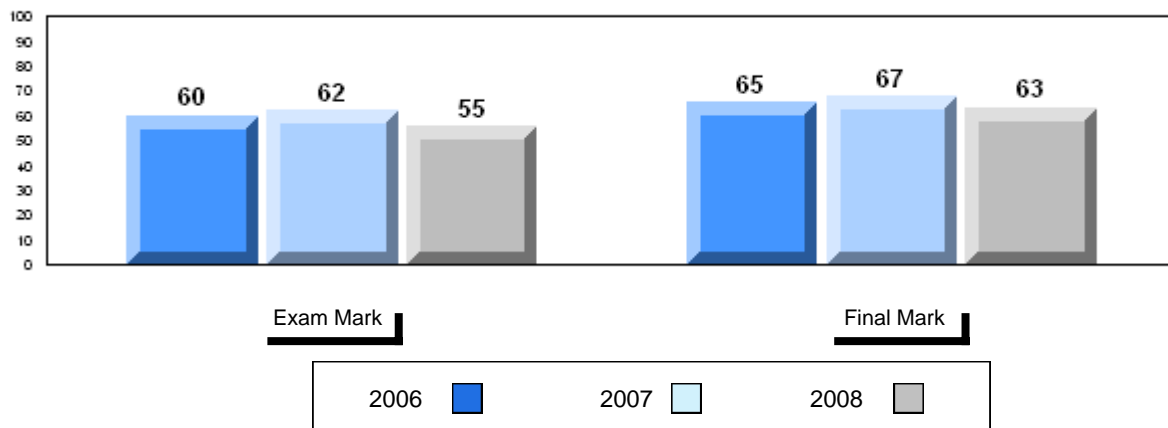
District 4 - Eastern

#354 - St. Kevin's High, St. John's (Goulds)

Grades: 10-12

Number of Students		18						
			Public Exam Mark	School vs District	School vs Province			
World History 3201	School	55.3	q	q	62.9	q	q	
	District	61.7						
	Province	61.7						
<u>Subtest</u>								
WWI	School	55.8	q	q				
	District	62.0						
	Province	61.8						
Challenges and Changes	School	50.6	q	q				
	District	60.6						
	Province	60.0						
International Tensions (1930's and WWII)	School	64.2	q	q				
	District	68.8						
	Province	68.9						
Cold War	School	56.9	q	q				
	District	60.0						
	Province	61.3						
Regional Developments in Post WWII (5.1)	School	46.4	q	q				
	District	54.6						
	Province	54.5						
Regional Developments in Post WWII (5.2)	School	35.7	q	q				
	District	37.4						
	Province	38.8						
Challenges of the Modern Era	School	39.7	q	q				
	District	49.2						
	Province	49.2						

Average Score, 2006-2008

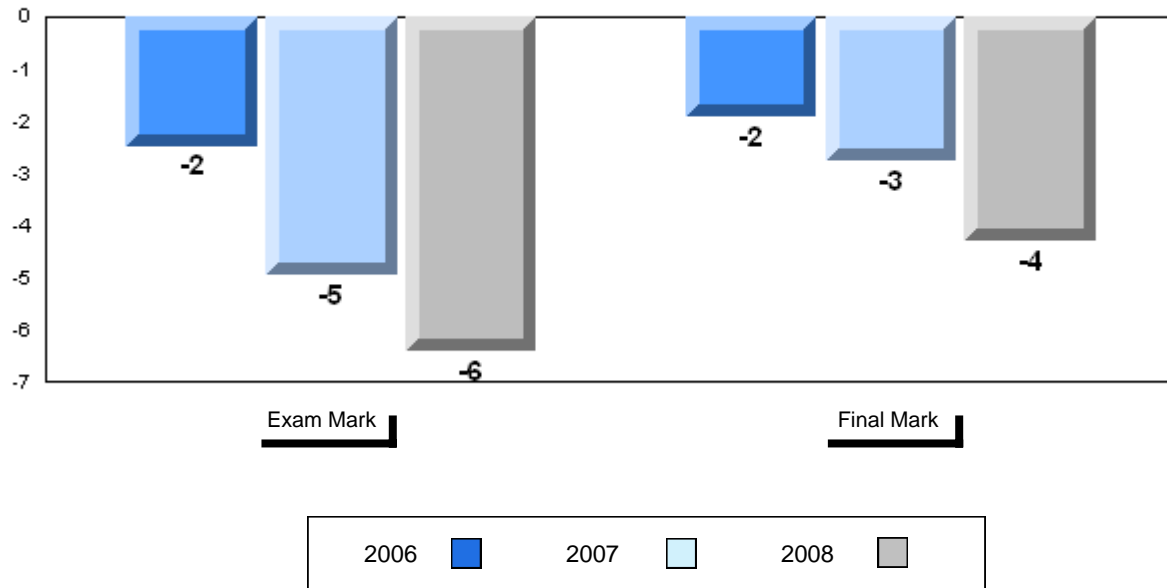


District 4 - Eastern

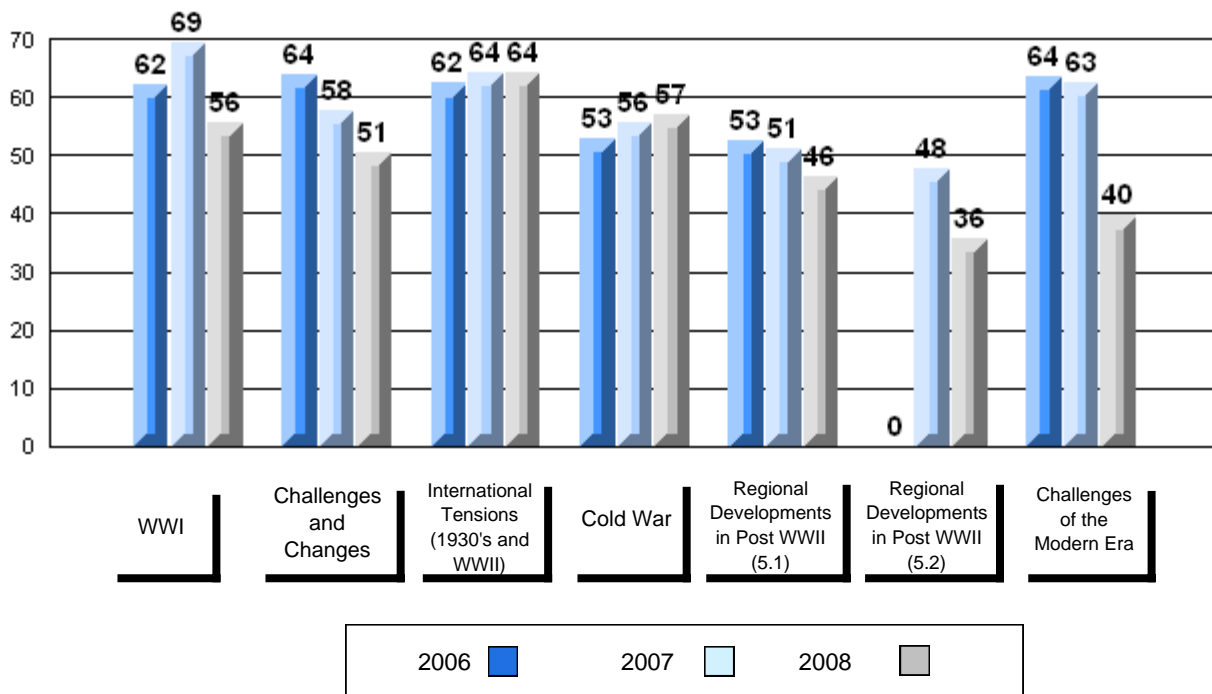
#354 - St. Kevin's High, St. John's (Goulds)

Grades: 10-12

Difference from Provincial Mean, 2006-2008



3 Year Public Exam (Subtest) Mark Trend 2006-2008



District 4 - Eastern

#368 - Holy Trinity High, Torbay

Grades: 7-12

Number of Students

34

World History 3201

School
District
Province

**Public
Exam
Mark**

School
vs
District

School
vs
Province

**Final
Mark**

School
vs
District

School
vs
Province

58.2
61.7
61.7

q

q

62.5
67.5
67.2

q

q

Subtest

WWI

School
District
Province

61.1
62.0
61.8

q

q

**Challenges
and Changes**

School
District
Province

59.5
60.6
60.0

q

q

**International
Tensions (1930's
and WWII)**

School
District
Province

66.0
68.8
68.9

q

q

Cold War

School
District
Province

54.5
60.0
61.3

q

q

**Regional
Developments
in Post WWII (5.1)**

School
District
Province

54.6
54.6
54.5

q

p

**Regional
Developments
in Post WWII (5.2)**

School
District
Province

30.4
37.4
38.8

q

q

**Challenges of the
Modern Era**


School
District
Province

30.7
49.2
49.2

q

q

Average Score, 2006-2008



Exam Mark

Final Mark

2006



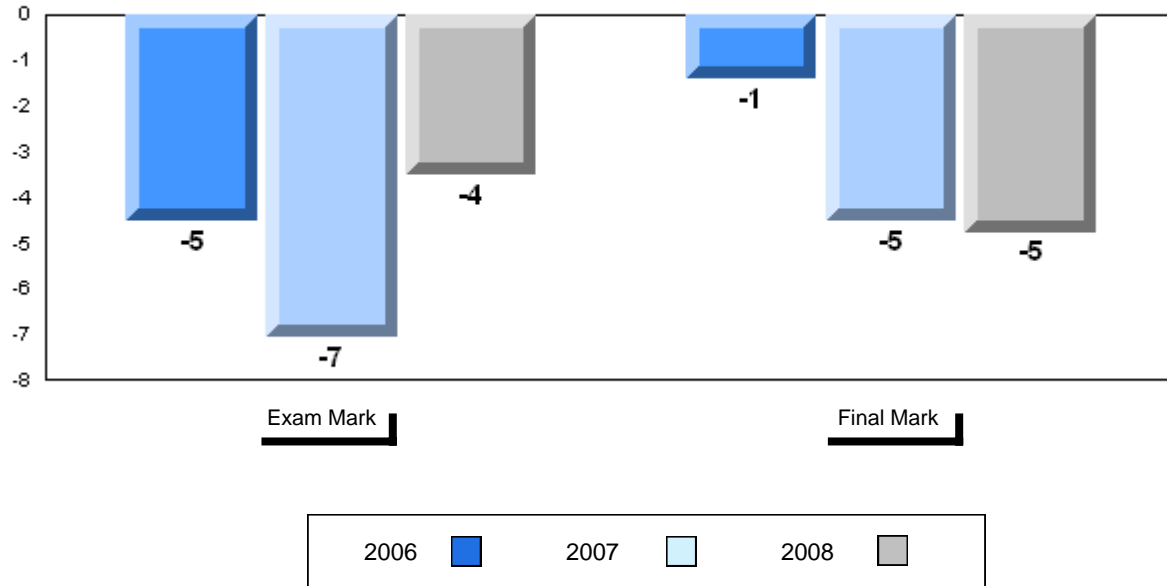
2007



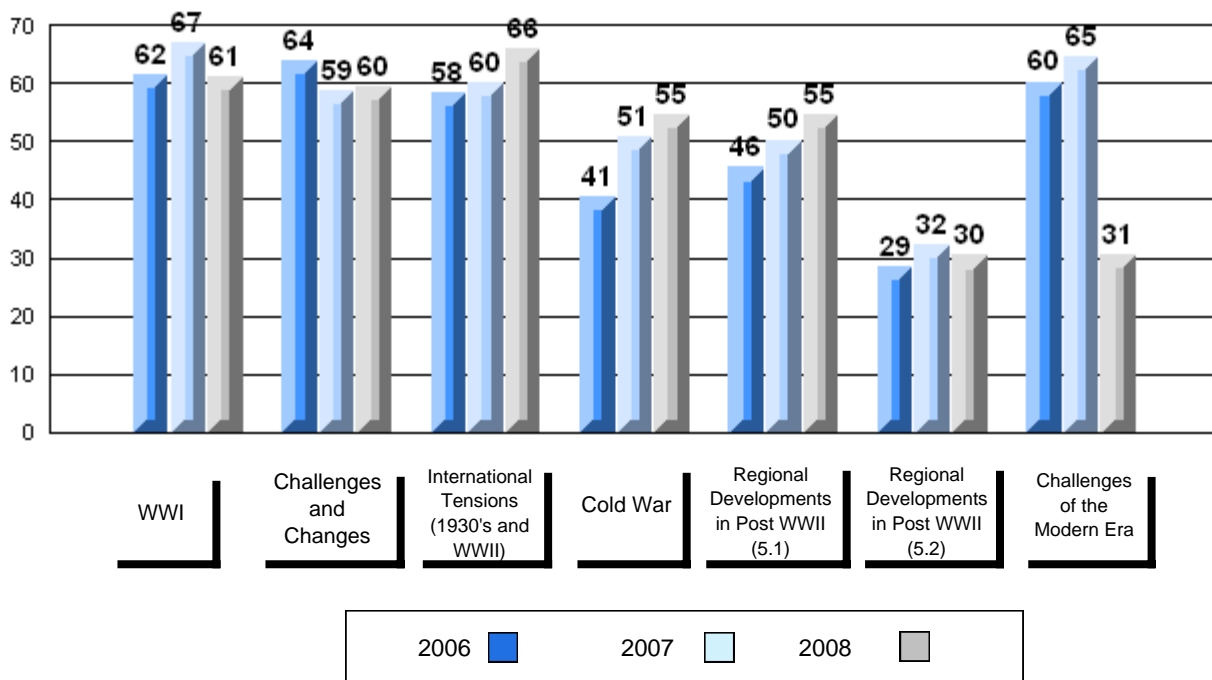
2008



Difference from Provincial Mean, 2006-2008



3 Year Public Exam (Subtest) Mark Trend 2006-2008



District 4 - Eastern

#464 - Crescent Collegiate, Blaketown

Grades: 7-12

Number of Students

21

World History 3201

Subtest

WWI

Challenges and Changes

International Tensions (1930's and WWII)

Cold War

Regional Developments in Post WWII (5.1)

Regional Developments in Post WWII (5.2)

Challenges of the Modern Era

School
District
Province

School
District
Province

School
District
Province

School
District
Province

School
District
Province

School
District
Province

School
District
Province

School
District
Province

Public Exam Mark

School vs District

School vs Province

Final Mark

School vs District

School vs Province

47.2
61.7
61.7

q

q

54.8
67.5
67.2

q

q

52.7
62.0
61.8

q

q

47.0
60.6
60.0

q

q

55.0
68.8
68.9

q

q

38.8
60.0
61.3

q

q

42.4
54.6
54.5

q

q

2.9
37.4
38.8

q

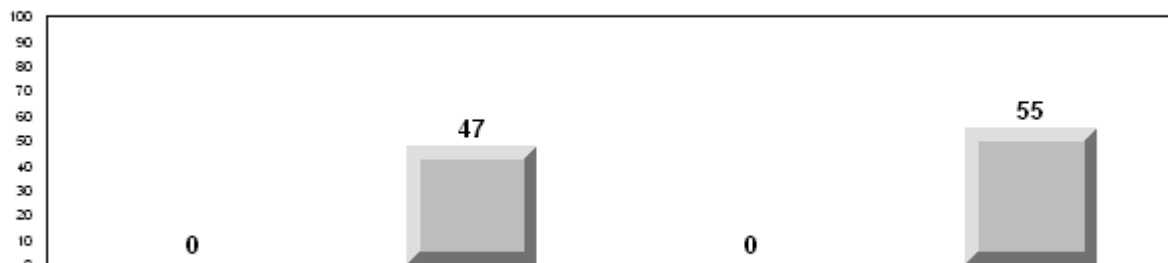
q

29.9
49.2
49.2

q

q

Average Score, 2006-2008



Exam Mark

Final Mark

2006



2007



2008

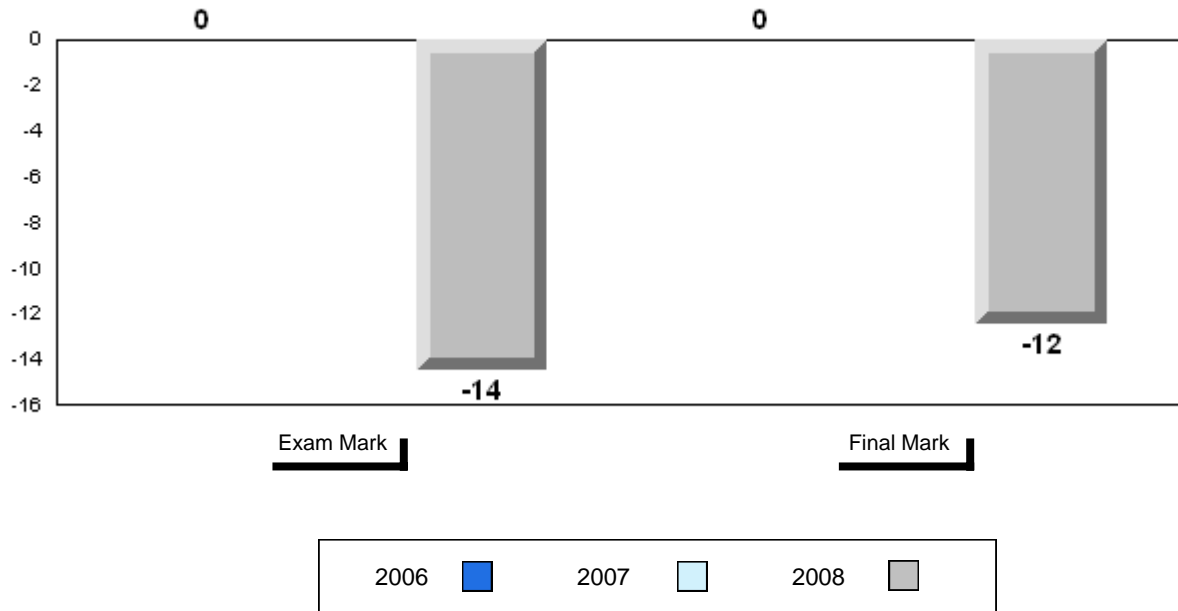


District 4 - Eastern

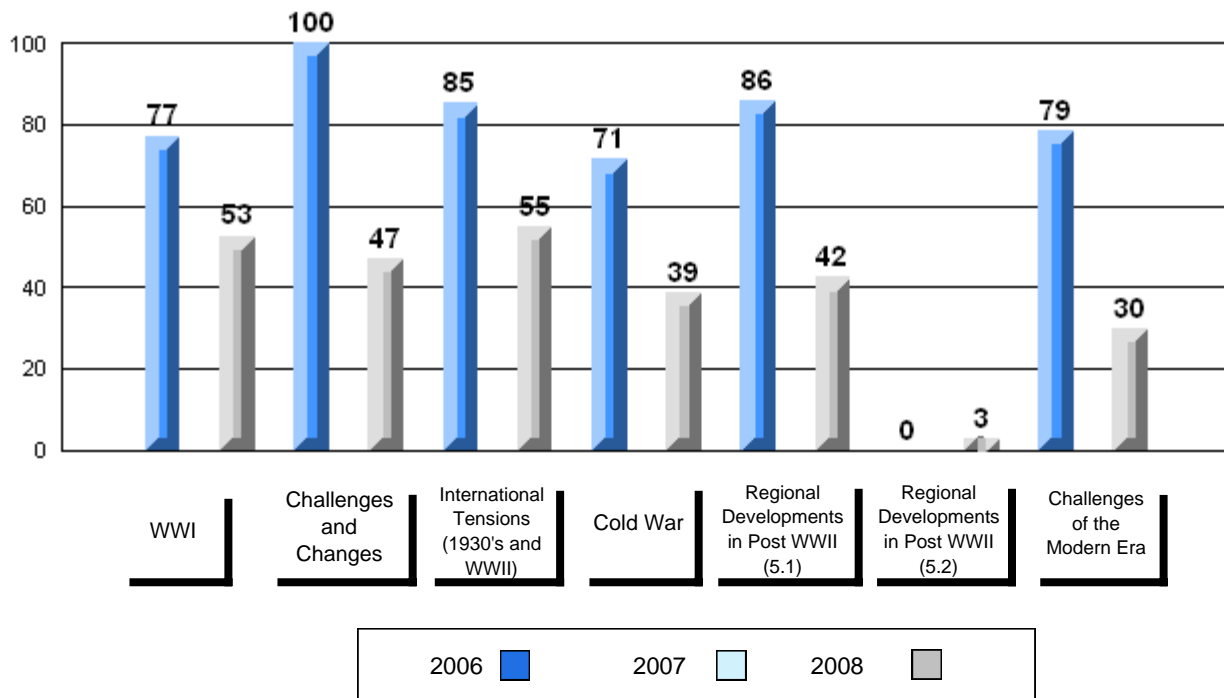
#464 - Crescent Collegiate, Blaketown

Grades: 7-12

Difference from Provincial Mean, 2006-2008



3 Year Public Exam (Subtest) Mark Trend 2006-2008



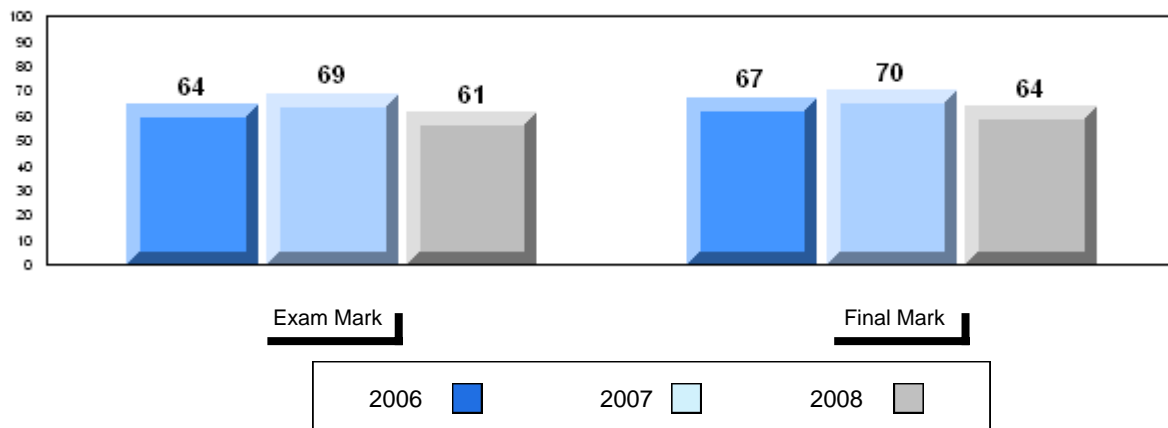
District 4 - Eastern

#471 - Heritage Collegiate, Lethbridge

Grades: 7-12

Number of Students	32								
		Public Exam Mark	School vs District	School vs Province		Final Mark	School vs District	School vs Province	
World History 3201	School	60.9	q	q		63.6	q	q	
	District	61.7				67.5			
	Province	61.7				67.2			
<u>Subtest</u>									
WWI	School	60.4	q	q					
	District	62.0							
	Province	61.8							
Challenges and Changes	School	57.4	q	q					
	District	60.6							
	Province	60.0							
International Tensions (1930's and WWII)	School	67.7	q	q					
	District	68.8							
	Province	68.9							
Cold War	School	53.8	q	q					
	District	60.0							
	Province	61.3							
Regional Developments in Post WWII (5.1)	School	59.6	p	p					
	District	54.6							
	Province	54.5							
Regional Developments in Post WWII (5.2)	School	0.0	q	q					
	District	37.4							
	Province	38.8							
Challenges of the Modern Era	School	61.2	p	p					
	District	49.2							
	Province	49.2							

Average Score, 2006-2008

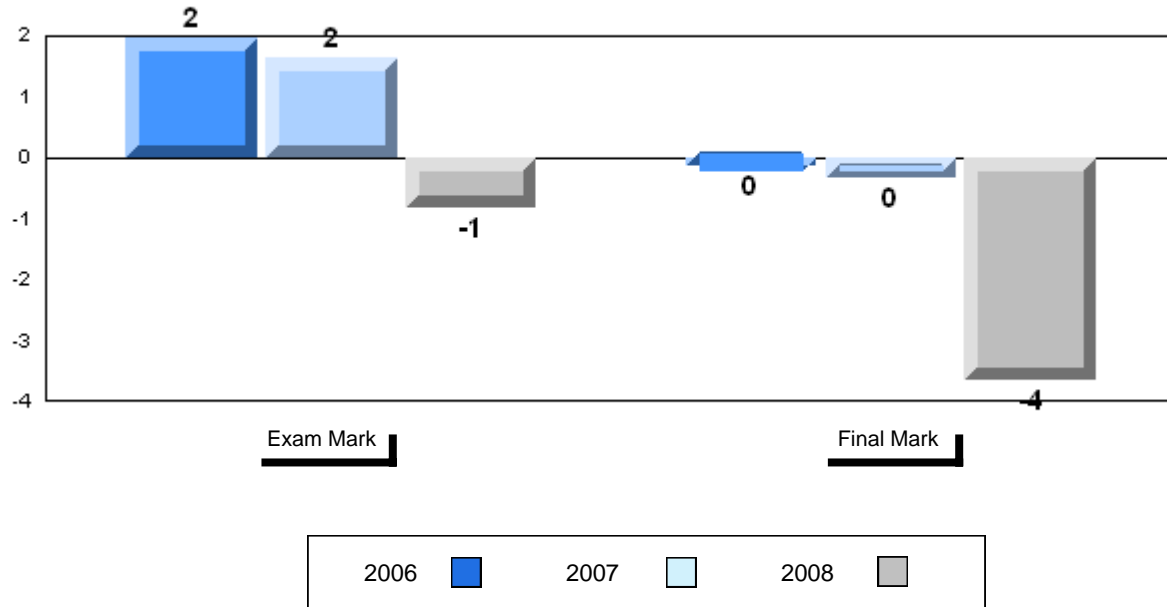


District 4 - Eastern

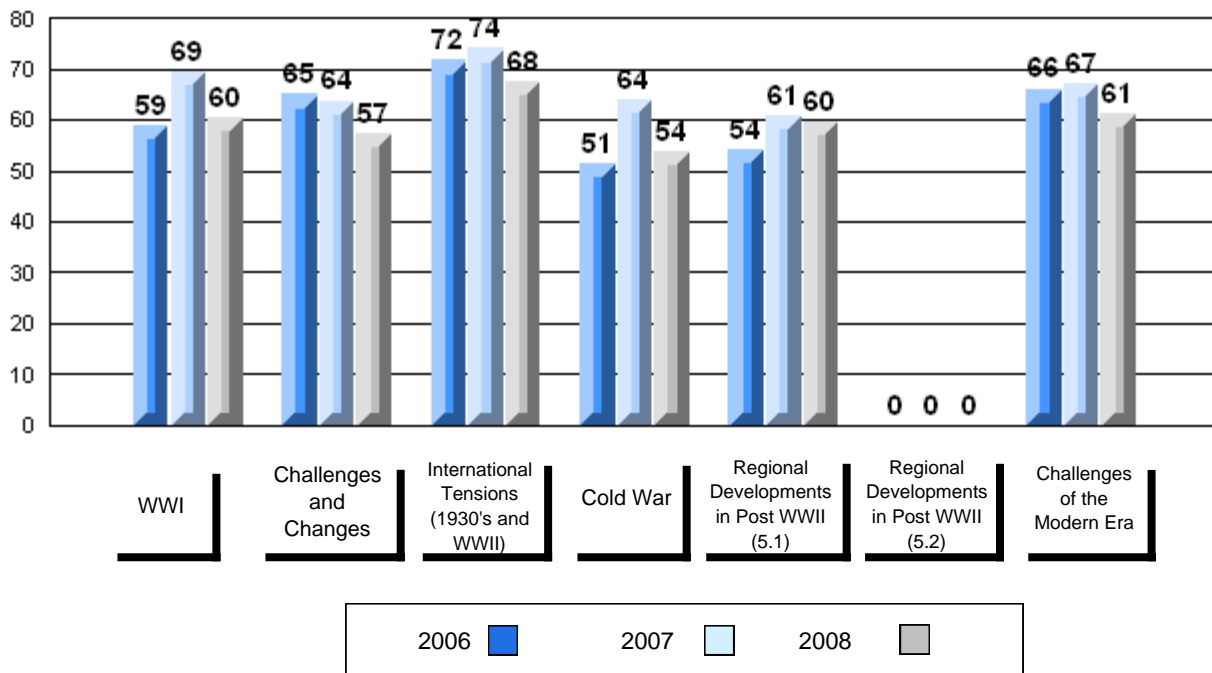
#471 - Heritage Collegiate, Lethbridge

Grades: 7-12

Difference from Provincial Mean, 2006-2008



3 Year Public Exam (Subtest) Mark Trend 2006-2008



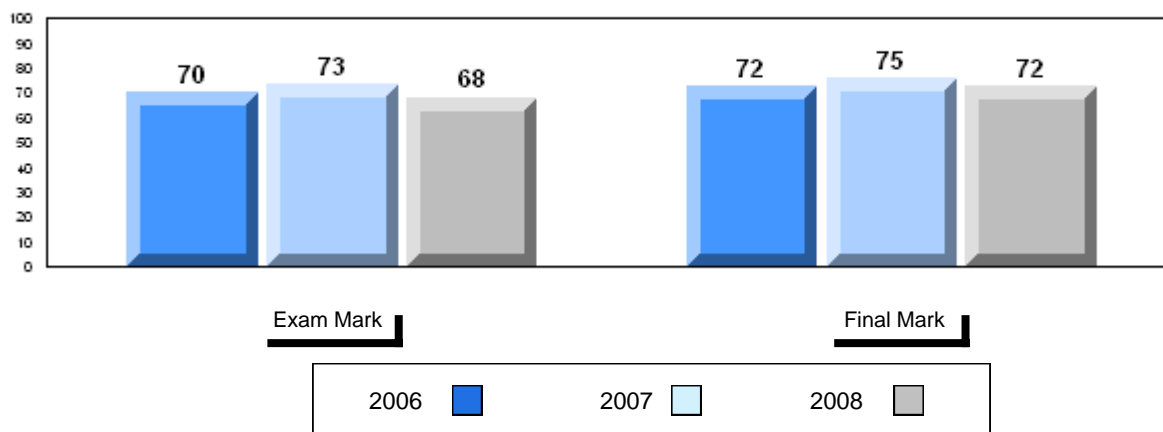
District 4 - Eastern

#476 - Baccalieu Collegiate, Old Perlican

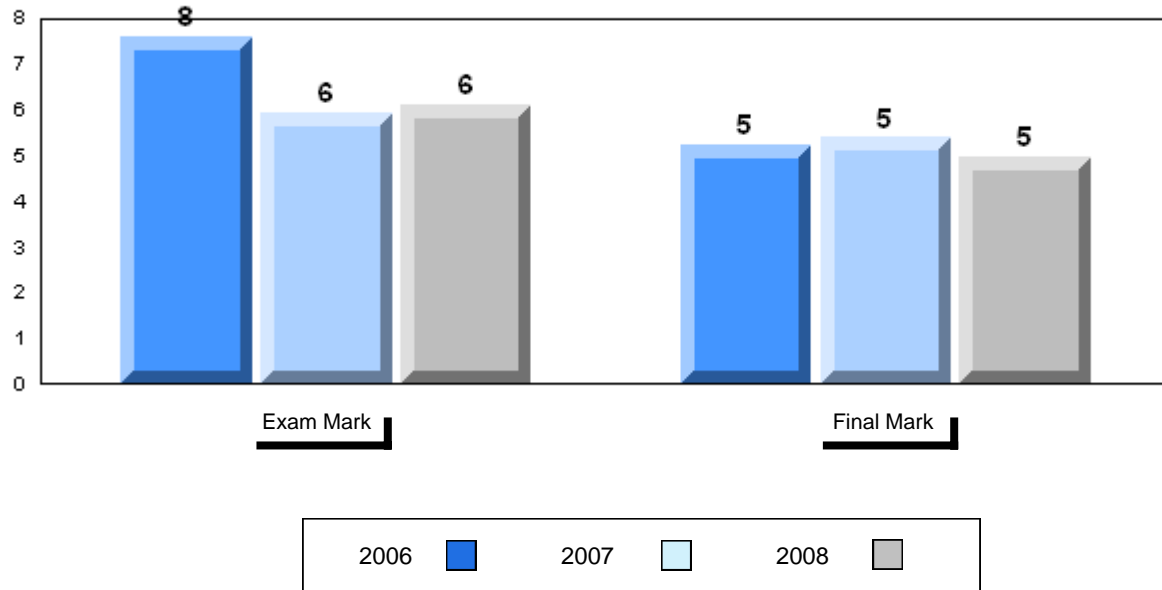
Grades: 7-12

Number of Students	23								
		Public Exam Mark	School vs District	School vs Province		Final Mark	School vs District	School vs Province	
World History 3201	School	67.8	P	P		72.2	P	P	
	District	61.7				67.5			
	Province	61.7				67.2			
<u>Subtest</u>									
WWI	School	66.0	P	P					
	District	62.0							
	Province	61.8							
Challenges and Changes	School	60.9	P	P					
	District	60.6							
	Province	60.0							
International Tensions (1930's and WWII)	School	71.8	P	P					
	District	68.8							
	Province	68.9							
Cold War	School	75.9	P	P					
	District	60.0							
	Province	61.3							
Regional Developments in Post WWII (5.1)	School	63.6	P	P					
	District	54.6							
	Province	54.5							
Regional Developments in Post WWII (5.2)	School	28.6	Q	Q					
	District	37.4							
	Province	38.8							
Challenges of the Modern Era	School	70.8	P	P					
	District	49.2							
	Province	49.2							

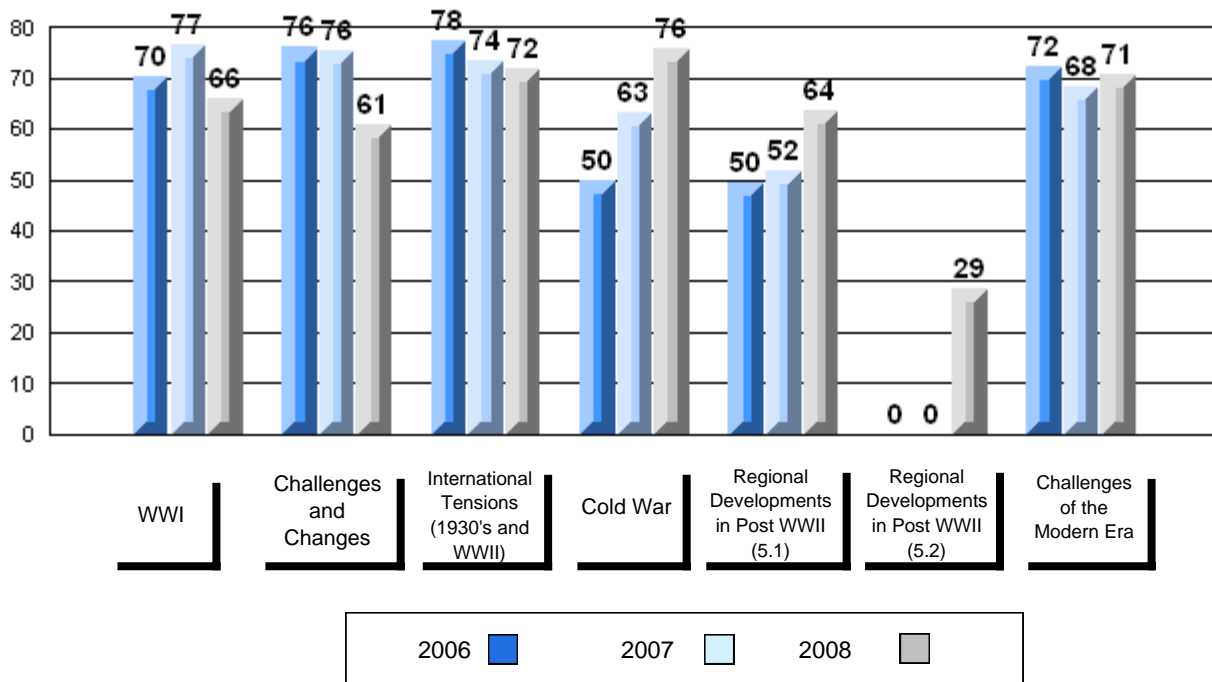
Average Score, 2006-2008



Difference from Provincial Mean, 2006-2008



3 Year Public Exam (Subtest) Mark Trend 2006-2008



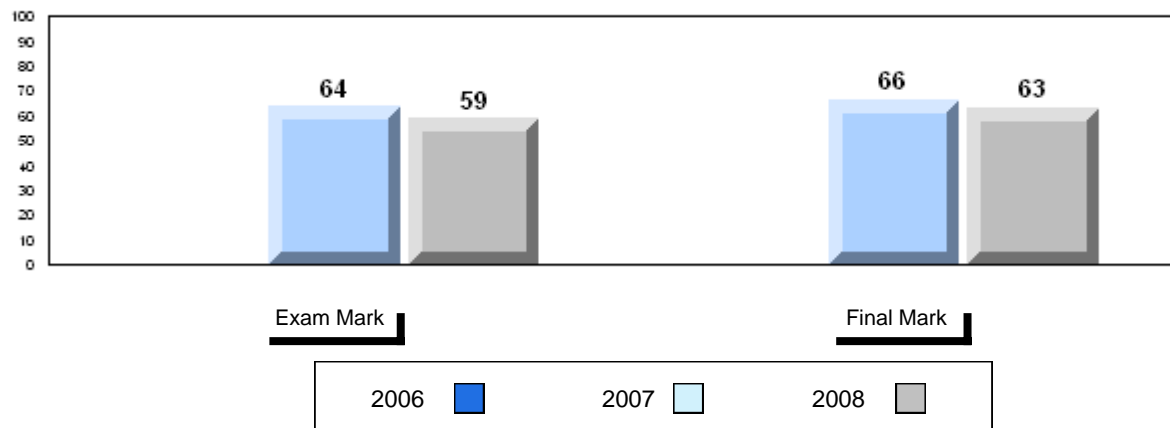
District 803 - Private

#374 - Brother T. I. Murphy, St. John's

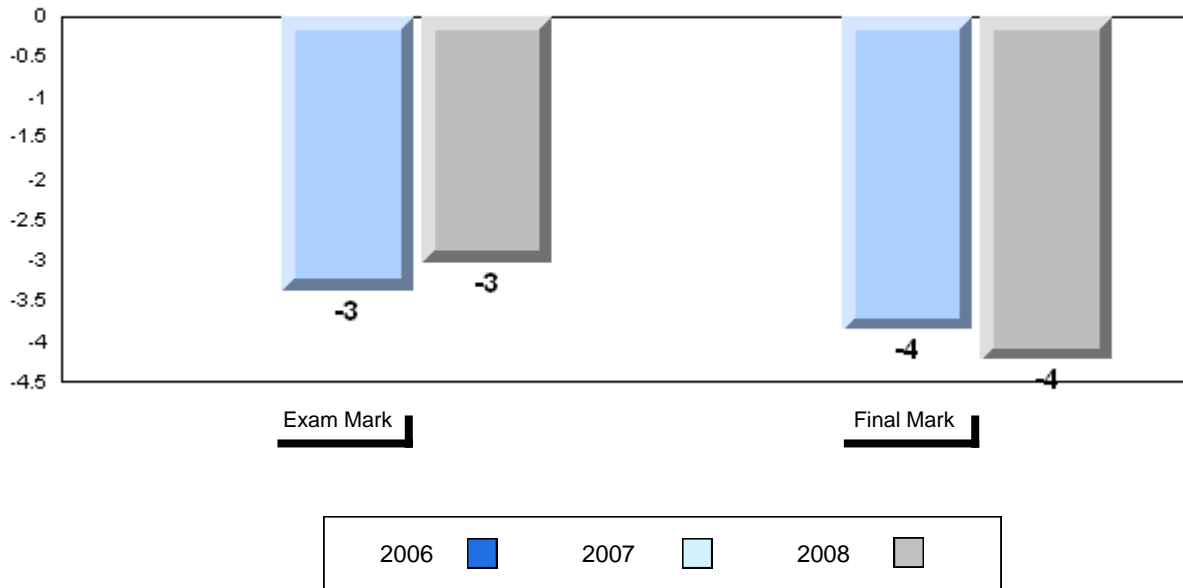
Grades: 10-12

Number of Students	6								
		Public Exam Mark	School vs District	School vs Province		Final Mark	School vs District	School vs Province	
World History 3201	School	58.7	Q	Q		63.0	Q	Q	
	District								
	Province								
<u>Subtest</u>									
WWI	School	64.1	Q	Q					
	District								
	Province								
Challenges and Changes	School	55.8	Q	Q					
	District								
	Province								
International Tensions (1930's and WWII)	School	64.7	Q	Q					
	District								
	Province								
Cold War	School	54.2	Q	Q					
	District								
	Province								
Regional Developments in Post WWII (5.1)	School	57.1	Q	Q					
	District								
	Province								
Regional Developments in Post WWII (5.2)	School	40.5	Q	Q					
	District								
	Province								
Challenges of the Modern Era	School	41.7	Q	Q					
	District								
	Province								

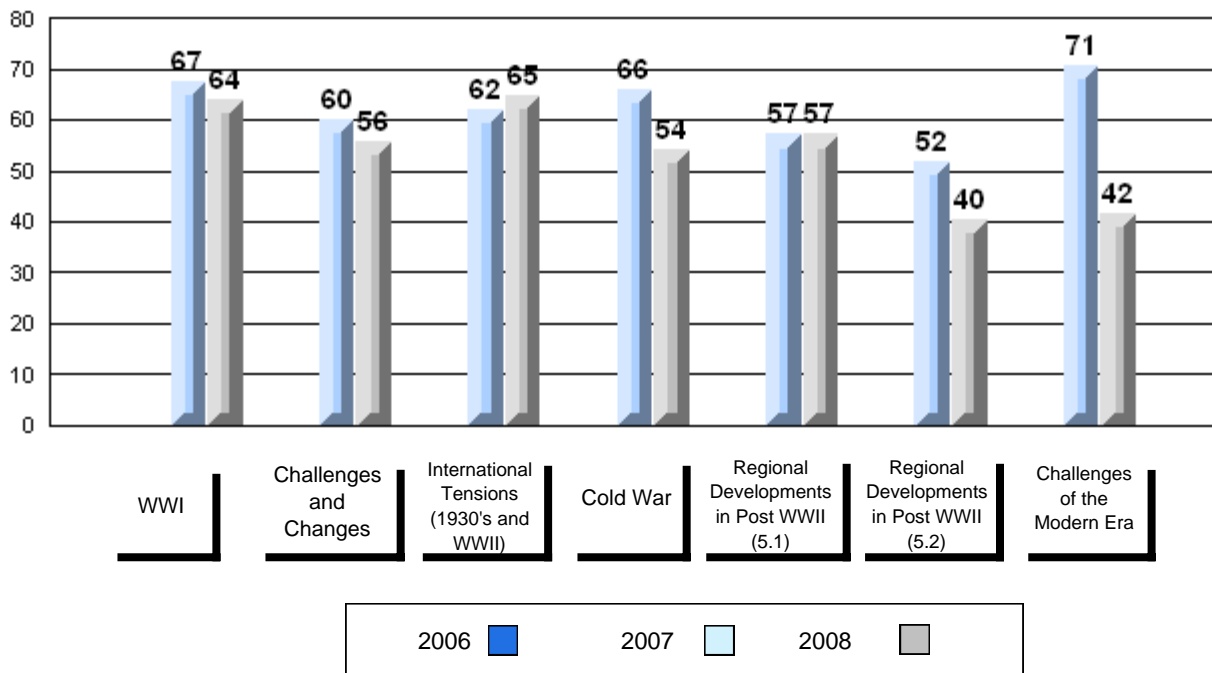
Average Score, 2006-2008



Difference from Provincial Mean, 2006-2008



3 Year Public Exam (Subtest) Mark Trend 2006-2008



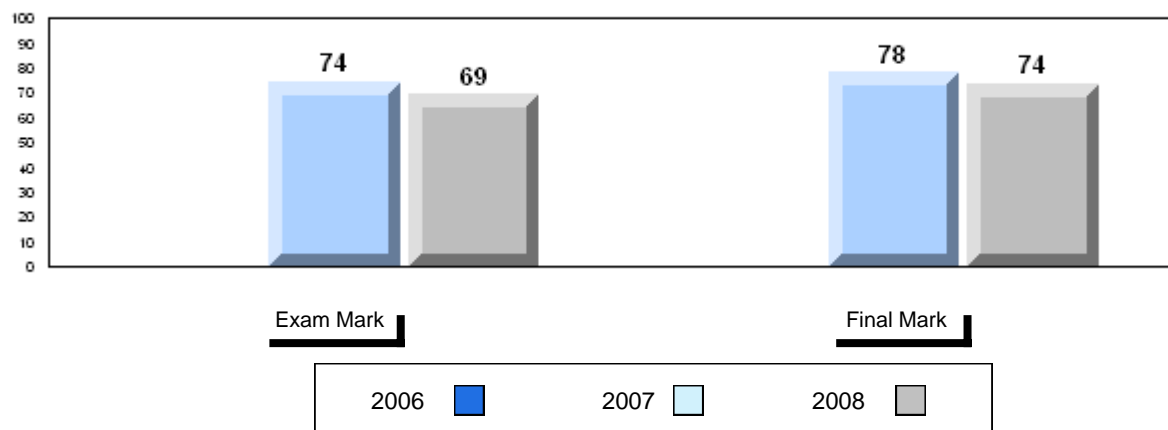
District 803 - Private

#450 - St. Bonaventure's College, St. John's

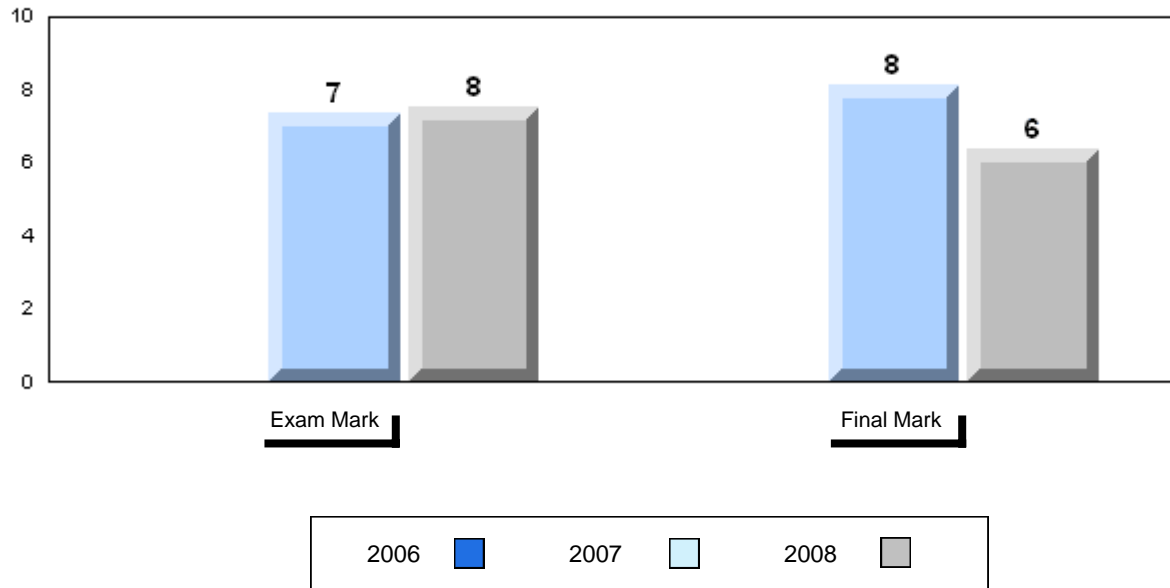
Grades: K-12

Number of Students	32								
		Public Exam Mark	School vs District	School vs Province		Final Mark	School vs District	School vs Province	
World History 3201	School	69.3	Q	Q		73.6	Q	Q	
	District								
	Province								
<u>Subtest</u>									
WWI	School	71.6	Q	Q					
	District								
	Province								
Challenges and Changes	School	68.1	Q	Q					
	District								
	Province								
International Tensions (1930's and WWII)	School	72.7	Q	Q					
	District								
	Province								
Cold War	School	72.6	Q	Q					
	District								
	Province								
Regional Developments in Post WWII (5.1)	School	45.2	Q	Q					
	District								
	Province								
Regional Developments in Post WWII (5.2)	School	58.2	Q	Q					
	District								
	Province								
Challenges of the Modern Era	School	62.2	Q	Q					
	District								
	Province								

Average Score, 2006-2008



Difference from Provincial Mean, 2006-2008



3 Year Public Exam (Subtest) Mark Trend 2006-2008

