

District 1 - Labrador

#001 - St. Peter's School, Black Tickle

Classification: Rural Community/Labrador Region**
Offers Distance Education: Yes

Grades: K-12

Number of Grades: 13

[School FTE PTR : 6.8](#)

[District FTE PTR : 12.6](#)

[Provincial FTE PTR : 13.1](#)

[FTE Teachers](#) *** : 6.0

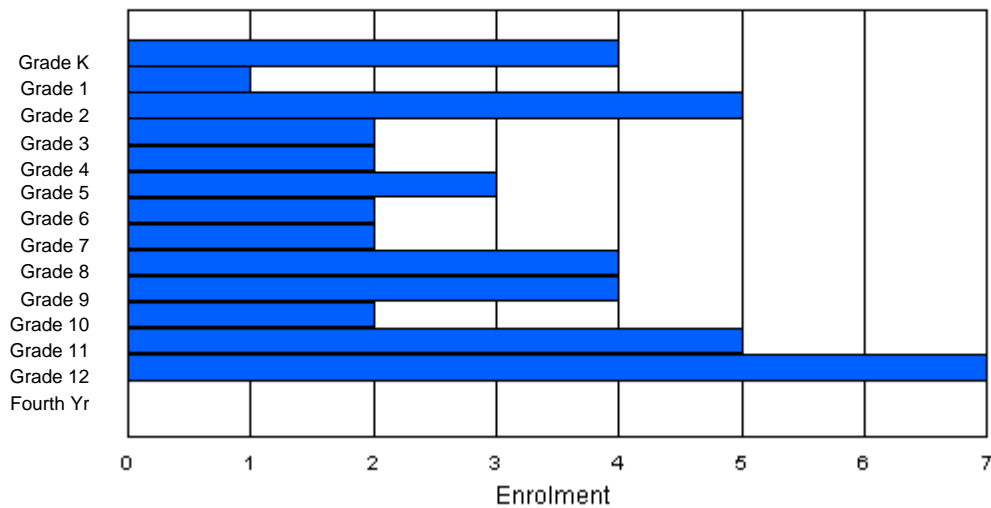
Enrolment By Age and Gender

Gender	Age																	Total
	5	6	7	8	9	10	11	12	13	14	15	16	17	18	19	20>		
Male	0	1	2	3	1	1	1	0	2	2	1	1	3	1	0	0	19	
Female	4	0	2	1	0	3	0	1	1	4	0	4	4	0	0	0	24	
Total	4	1	4	4	1	4	1	1	3	6	1	5	7	1	0	0	43	

Enrolment By Grade and Gender

Gender	Grade															Total
	K	1	2	3	4	5	6	7	8	9	10	11	12	4th		
Male	0	1	3	2	1	0	2	1	2	1	2	1	3	0	19	
Female	4	0	2	0	1	3	0	1	2	3	0	4	4	0	24	
Total	4	1	5	2	2	3	2	2	4	4	2	5	7	0	43	

Enrolment By Grade
For 001



* Data from the 2006-2007 AGR(Enrolment/Age as of the last day in Sept./Dec.)

** Newfoundland Statistics Classification System

*** May include itinerant teachers

District 1 - Labrador

#002 - Henry Gordon Academy, Cartwright

Classification: Rural Community/Labrador Region**
Offers Distance Education: Yes

Grades: 1-12

Number of Grades: 12

[School FTE PTR : 9.5](#)

[District FTE PTR : 12.6](#)

[Provincial FTE PTR : 13.1](#)

[FTE Teachers](#) *** : 11.0

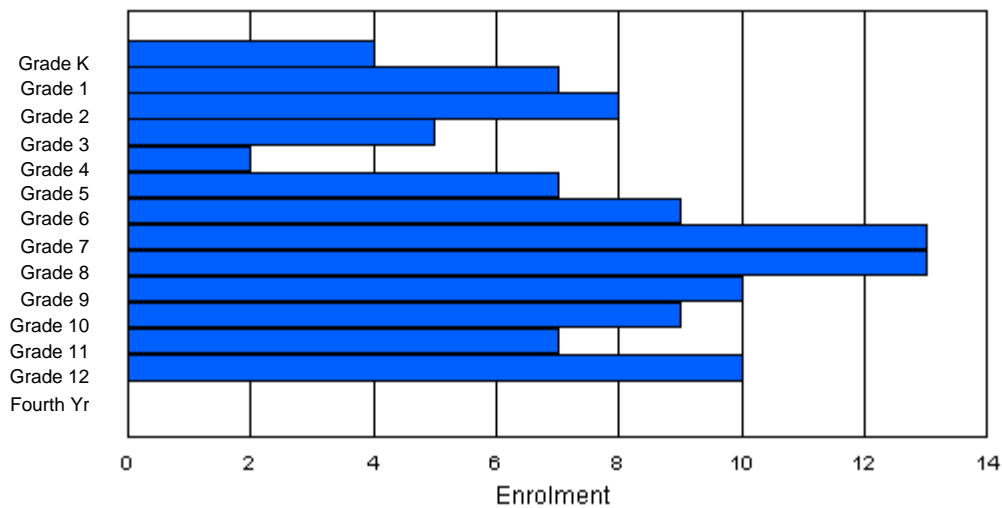
Enrolment By Age and Gender

Gender	Age																	Total
	5	6	7	8	9	10	11	12	13	14	15	16	17	18	19	20>		
Male	2	5	6	3	2	4	4	4	7	3	5	5	2	2	1	1	56	
Female	1	2	3	2	0	2	6	4	3	7	2	7	5	1	1	2	48	
Total	3	7	9	5	2	6	10	8	10	10	7	12	7	3	2	3	104	

Enrolment By Grade and Gender

Gender	Grade															Total
	K	1	2	3	4	5	6	7	8	9	10	11	12	4th		
Male	2	6	5	3	2	4	4	7	8	5	5	2	3	0	56	
Female	2	1	3	2	0	3	5	6	5	5	4	5	7	0	48	
Total	4	7	8	5	2	7	9	13	13	10	9	7	10	0	104	

Enrolment By Grade
For 002



* Data from the 2006-2007 AGR(Enrolment/Age as of the last day in Sept./Dec.)

** Newfoundland Statistics Classification System

*** May include itinerant teachers

District 1 - Labrador

#004 - Queen of Peace Middle School, Happy Valley-Goose Bay

Classification: Urban Community/Labrador Region**
Offers Distance Education: No

Grades: 4-7

Number of Grades: 4

[School FTE PTR : 14.7](#)

[District FTE PTR : 12.6](#)

[Provincial FTE PTR : 13.1](#)

[FTE Teachers](#) *** : 29.0

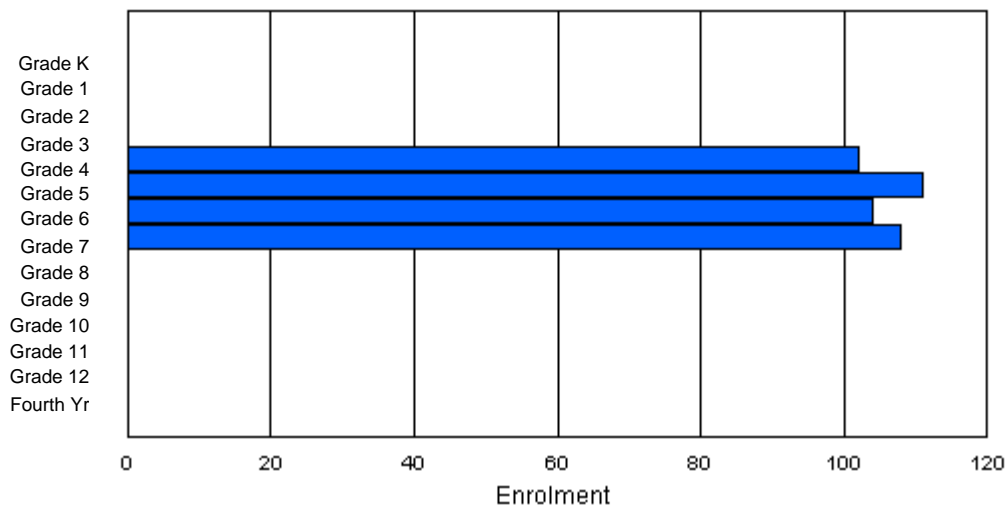
Enrolment By Age and Gender

Gender	Age																Total
	5	6	7	8	9	10	11	12	13	14	15	16	17	18	19	20>	
Male	0	0	0	0	55	47	51	58	2	0	0	0	0	0	0	0	213
Female	0	0	0	1	44	62	47	55	2	1	0	0	0	0	0	0	212
Total	0	0	0	1	99	109	98	113	4	1	0	0	0	0	0	0	425

Enrolment By Grade and Gender

Gender	Grade														Total
	K	1	2	3	4	5	6	7	8	9	10	11	12	4th	
Male	0	0	0	0	56	49	54	54	0	0	0	0	0	0	213
Female	0	0	0	0	46	62	50	54	0	0	0	0	0	0	212
Total	0	0	0	0	102	111	104	108	0	0	0	0	0	0	425

Enrolment By Grade
For 004



* Data from the 2006-2007 AGR(Enrolment/Age as of the last day in Sept./Dec.)

** Newfoundland Statistics Classification System

*** May include itinerant teachers

District 1 - Labrador

#005 - Peacock Primary School, Happy Valley-Goose Bay

Classification: Urban Community/Labrador Region**
Offers Distance Education: No

Grades: K-3 Number of Grades: 4

[School FTE PTR : 14.1](#)
[District FTE PTR : 12.6](#)
[Provincial FTE PTR : 13.1](#)

[FTE Teachers](#) *** : 25.0

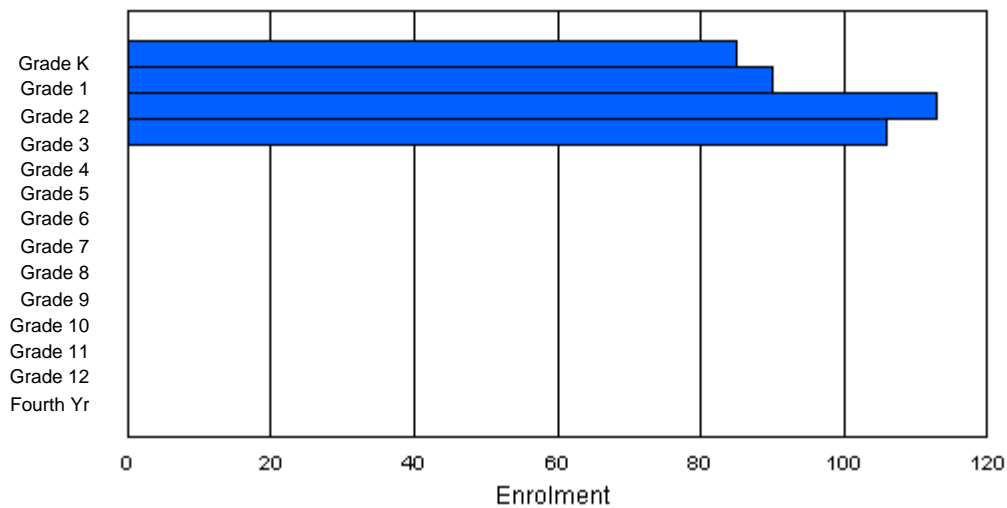
Enrolment By Age and Gender

Gender	Age																Total
	5	6	7	8	9	10	11	12	13	14	15	16	17	18	19	20>	
Male	45	47	55	48	1	0	0	0	0	0	0	0	0	0	0	0	196
Female	38	43	58	58	1	0	0	0	0	0	0	0	0	0	0	0	198
Total	83	90	113	106	2	0	0	0	0	0	0	0	0	0	0	0	394

Enrolment By Grade and Gender

Gender	Grade														Total
	K	1	2	3	4	5	6	7	8	9	10	11	12	4th	
Male	46	47	54	49	0	0	0	0	0	0	0	0	0	0	196
Female	39	43	59	57	0	0	0	0	0	0	0	0	0	0	198
Total	85	90	113	106	0	0	0	0	0	0	0	0	0	0	394

Enrolment By Grade
For 005



* Data from the 2006-2007 AGR(Enrolment/Age as of the last day in Sept./Dec.)

** Newfoundland Statistics Classification System

*** May include itinerant teachers

District 1 - Labrador

#007 - Amos Comenius Memorial School, Hopedale

Classification: Rural Community/Labrador Region**
Offers Distance Education: No

Grades: K-12

Number of Grades: 13

[School FTE PTR : 8.6](#)

[District FTE PTR : 12.6](#)

[Provincial FTE PTR : 13.1](#)

[FTE Teachers](#) *** : 19.0

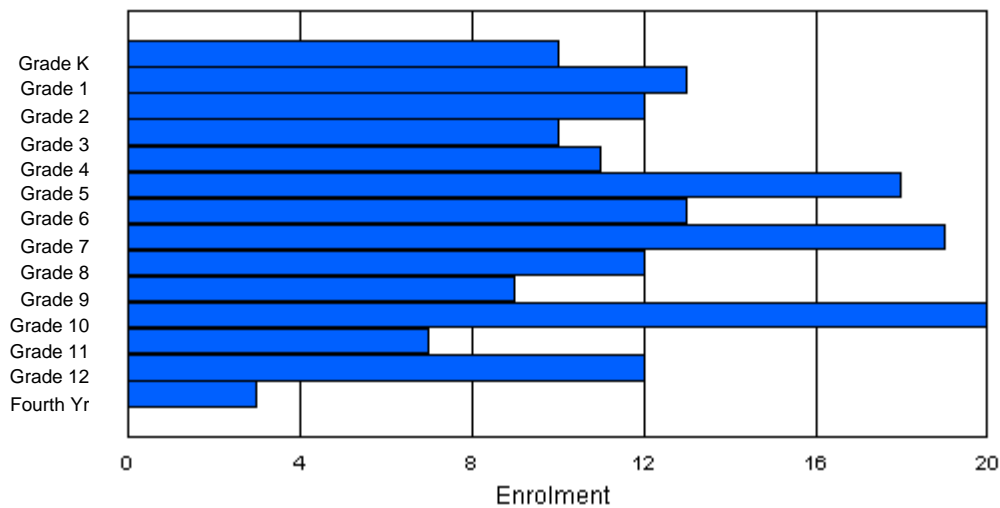
Enrolment By Age and Gender

Gender	Age																Total
	5	6	7	8	9	10	11	12	13	14	15	16	17	18	19	20>	
Male	7	6	3	4	9	8	6	6	12	7	2	8	7	3	2	0	90
Female	3	5	6	1	6	7	7	6	5	9	5	5	8	4	2	0	79
Total	10	11	9	5	15	15	13	12	17	16	7	13	15	7	4	0	169

Enrolment By Grade and Gender

Gender	Grade														Total
	K	1	2	3	4	5	6	7	8	9	10	11	12	4th	
Male	7	6	7	6	6	8	10	12	6	3	10	3	5	1	90
Female	3	7	5	4	5	10	3	7	6	6	10	4	7	2	79
Total	10	13	12	10	11	18	13	19	12	9	20	7	12	3	169

Enrolment By Grade
For 007



* Data from the 2006-2007 AGR(Enrolment/Age as of the last day in Sept./Dec.)

** Newfoundland Statistics Classification System

*** May include itinerant teachers

District 1 - Labrador

#008 - A. P. Low Primary, Labrador City

Classification: Urban Community/Labrador Region**
Offers Distance Education: No

Grades: K-3

Number of Grades: 4

[School FTE PTR : 14.1](#)

[District FTE PTR : 12.6](#)

[Provincial FTE PTR : 13.1](#)

[FTE Teachers](#) *** : 26.0

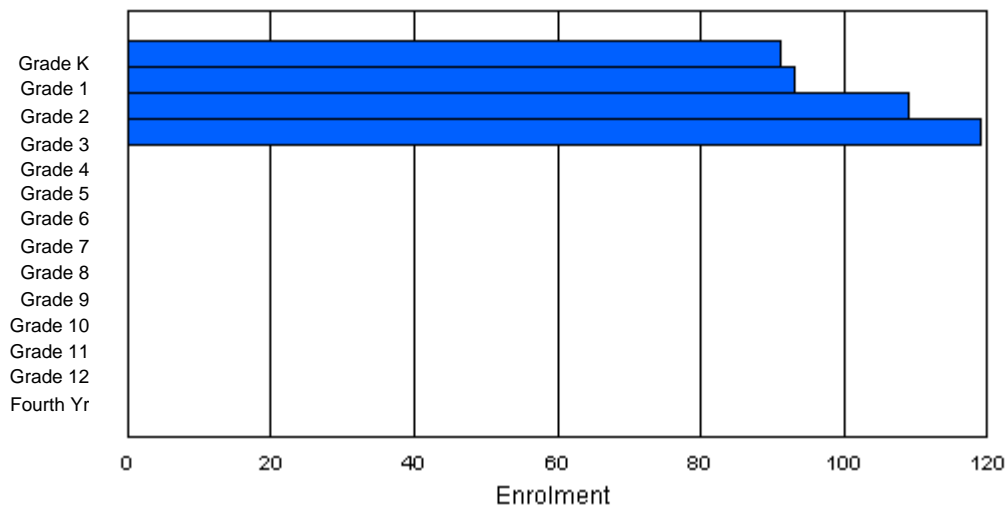
Enrolment By Age and Gender

Gender	Age																Total
	5	6	7	8	9	10	11	12	13	14	15	16	17	18	19	20>	
Male	40	47	55	72	2	0	0	0	0	0	0	0	0	0	0	0	216
Female	51	46	53	44	2	0	0	0	0	0	0	0	0	0	0	0	196
Total	91	93	108	116	4	0	0	0	0	0	0	0	0	0	0	412	

Enrolment By Grade and Gender

Gender	Grade														Total
	K	1	2	3	4	5	6	7	8	9	10	11	12	4th	
Male	40	47	56	73	0	0	0	0	0	0	0	0	0	0	216
Female	51	46	53	46	0	0	0	0	0	0	0	0	0	0	196
Total	91	93	109	119	0	0	0	0	0	0	0	0	0	0	412

Enrolment By Grade
For 008



* Data from the 2006-2007 AGR(Enrolment/Age as of the last day in Sept./Dec.)

** Newfoundland Statistics Classification System

*** May include itinerant teachers

District 1 - Labrador

#010 - Menihek High School, Labrador City

Classification: Urban Community/Labrador Region**
Offers Distance Education: No

Grades: 8-12

Number of Grades: 5

[School FTE PTR : 18.1](#)

[District FTE PTR : 12.6](#)

[Provincial FTE PTR : 13.1](#)

[FTE Teachers](#) *** : 35.0

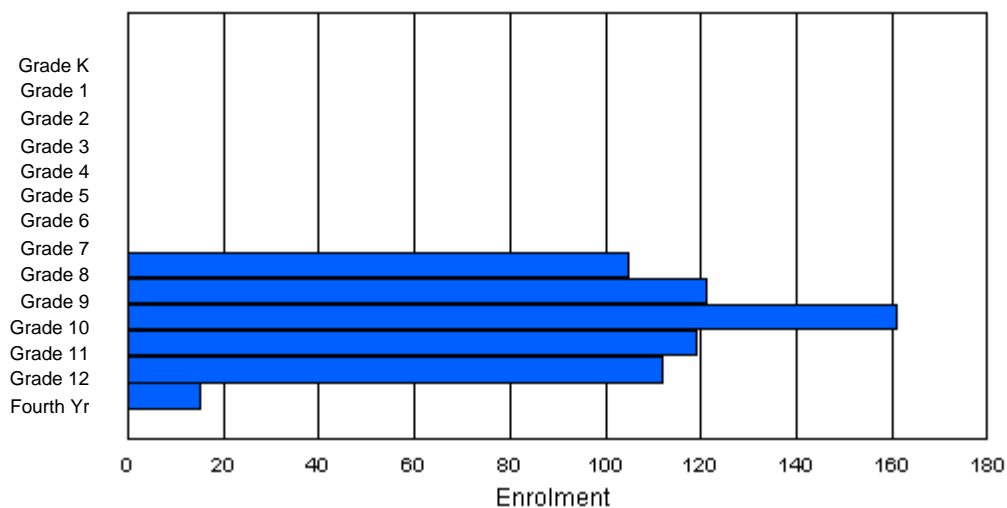
Enrolment By Age and Gender

Gender	Age																	Total
	5	6	7	8	9	10	11	12	13	14	15	16	17	18	19	20>		
Male	0	0	0	0	0	0	0	0	58	64	59	75	65	23	3	0	347	
Female	0	0	0	0	0	0	0	1	39	55	59	67	46	13	6	0	286	
Total	0	0	0	0	0	0	0	1	97	119	118	142	111	36	9	0	633	

Enrolment By Grade and Gender

Gender	Grade															Total
	K	1	2	3	4	5	6	7	8	9	10	11	12	4th		
Male	0	0	0	0	0	0	0	0	64	63	88	62	65	5	347	
Female	0	0	0	0	0	0	0	0	41	58	73	57	47	10	286	
Total	0	0	0	0	0	0	0	0	105	121	161	119	112	15	633	

Enrolment By Grade
For 010



* Data from the 2006-2007 AGR(Enrolment/Age as of the last day in Sept./Dec.)

** Newfoundland Statistics Classification System

*** May include itinerant teachers

District 1 - Labrador

#012 - J.C. Erhardt Memorial School, Makkovik

Classification: Rural Community/Labrador Region**
Offers Distance Education: Yes

Grades: K-12

Number of Grades: 13

[School FTE PTR : 7.7](#)

[District FTE PTR : 12.6](#)

[Provincial FTE PTR : 13.1](#)

[FTE Teachers](#) *** : 11.5

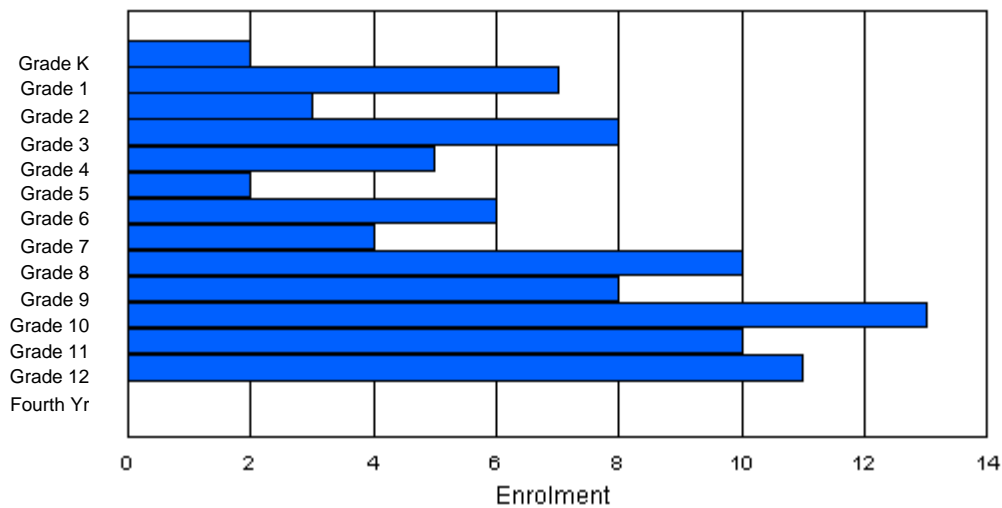
Enrolment By Age and Gender

Gender	Age																Total
	5	6	7	8	9	10	11	12	13	14	15	16	17	18	19	20>	
Male	2	5	0	2	3	2	2	4	4	4	5	4	2	3	0	0	42
Female	0	2	3	5	3	1	1	1	5	3	6	6	8	2	1	0	47
Total	2	7	3	7	6	3	3	5	9	7	11	10	10	5	1	0	89

Enrolment By Grade and Gender

Gender	Grade														Total
	K	1	2	3	4	5	6	7	8	9	10	11	12	4th	
Male	2	5	0	3	2	2	4	3	5	4	6	2	4	0	42
Female	0	2	3	5	3	0	2	1	5	4	7	8	7	0	47
Total	2	7	3	8	5	2	6	4	10	8	13	10	11	0	89

Enrolment By Grade
For 012



* Data from the 2006-2007 AGR(Enrolment/Age as of the last day in Sept./Dec.)

** Newfoundland Statistics Classification System

*** May include itinerant teachers

District 1 - Labrador

#013 - Mud Lake School, Mud Lake

Classification: Rural Community/Labrador Region**
Offers Distance Education: No

Grades: 5,7-8

Number of Grades: 3

[School FTE PTR : 4.0](#)

[District FTE PTR : 12.6](#)

[Provincial FTE PTR : 13.1](#)

[FTE Teachers](#) *** : 1.0

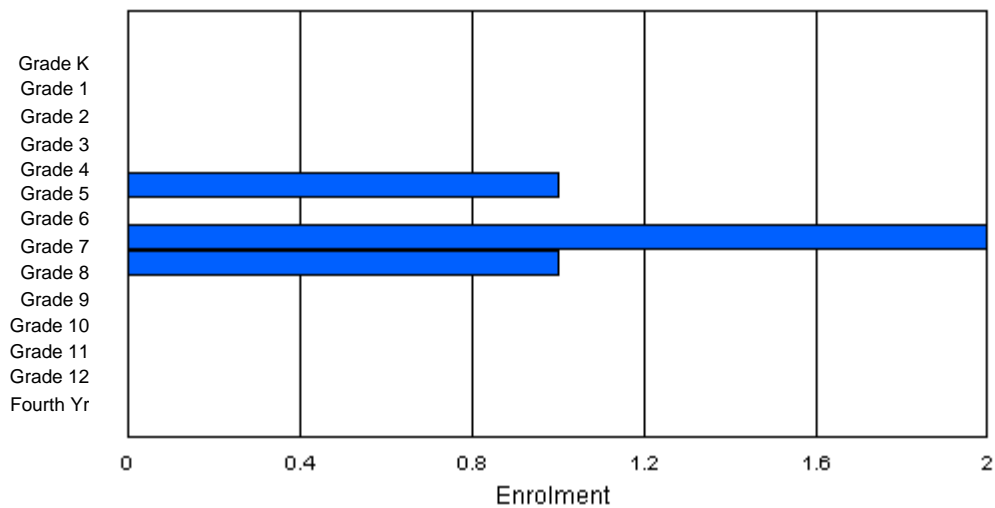
Enrolment By Age and Gender

Gender	Age																Total
	5	6	7	8	9	10	11	12	13	14	15	16	17	18	19	20>	
Male	0	0	0	0	0	0	0	0	1	0	0	0	0	0	0	0	1
Female	0	0	0	0	0	1	0	2	0	0	0	0	0	0	0	0	3
Total	0	0	0	0	0	1	0	2	1	0	0	0	0	0	0	0	4

Enrolment By Grade and Gender

Gender	Grade														Total
	K	1	2	3	4	5	6	7	8	9	10	11	12	4th	
Male	0	0	0	0	0	0	0	0	1	0	0	0	0	0	1
Female	0	0	0	0	0	1	0	2	0	0	0	0	0	0	3
Total	0	0	0	0	0	1	0	2	1	0	0	0	0	0	4

Enrolment By Grade
For 013



* Data from the 2006-2007 AGR(Enrolment/Age as of the last day in Sept./Dec.)

** Newfoundland Statistics Classification System

*** May include itinerant teachers

District 1 - Labrador

#014 - Jens Haven Memorial, Nain

Classification: Rural Community/Labrador Region**
Offers Distance Education: Yes

Grades: K-12

Number of Grades: 13

[School FTE PTR : 8.4](#)

[District FTE PTR : 12.6](#)

[Provincial FTE PTR : 13.1](#)

[FTE Teachers](#) *** : 33.0

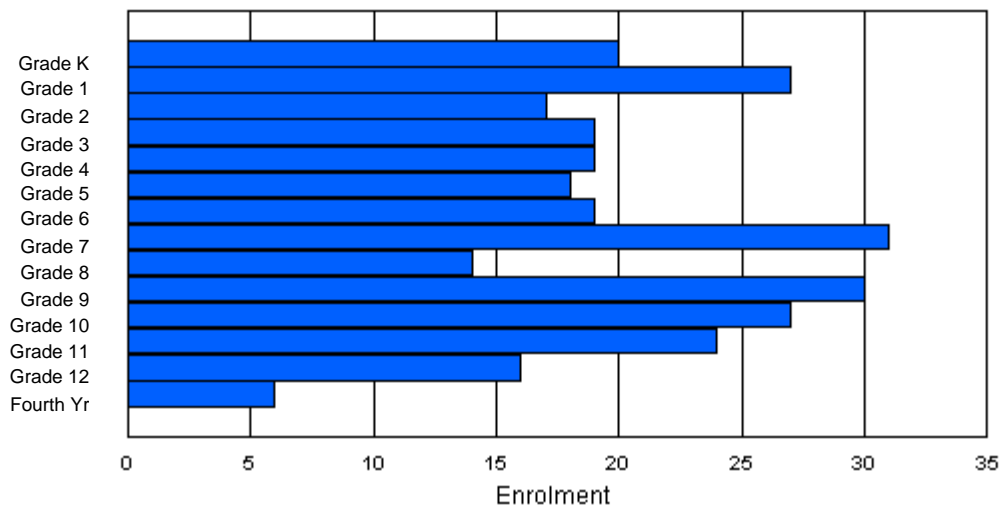
Enrolment By Age and Gender

Gender	Age																Total
	5	6	7	8	9	10	11	12	13	14	15	16	17	18	19	20>	
Male	14	11	8	6	9	9	10	13	10	11	13	7	13	5	2	0	141
Female	5	13	10	13	8	9	9	7	11	8	16	13	15	6	3	0	146
Total	19	24	18	19	17	18	19	20	21	19	29	20	28	11	5	0	287

Enrolment By Grade and Gender

Gender	Grade														Total
	K	1	2	3	4	5	6	7	8	9	10	11	12	4th	
Male	15	13	7	6	10	9	9	19	8	14	15	9	6	1	141
Female	5	14	10	13	9	9	10	12	6	16	12	15	10	5	146
Total	20	27	17	19	19	18	19	31	14	30	27	24	16	6	287

Enrolment By Grade
For 014



* Data from the 2006-2007 AGR(Enrolment/Age as of the last day in Sept./Dec.)

** Newfoundland Statistics Classification System

*** May include itinerant teachers

District 1 - Labrador

#015 - Lake Melville School, North West River

Classification: Rural Community/Labrador Region**
Offers Distance Education: Yes

Grades: K-12

Number of Grades: 13

[School FTE PTR : 11.5](#)

[District FTE PTR : 12.6](#)

[Provincial FTE PTR : 13.1](#)

[FTE Teachers](#) *** : 10.0

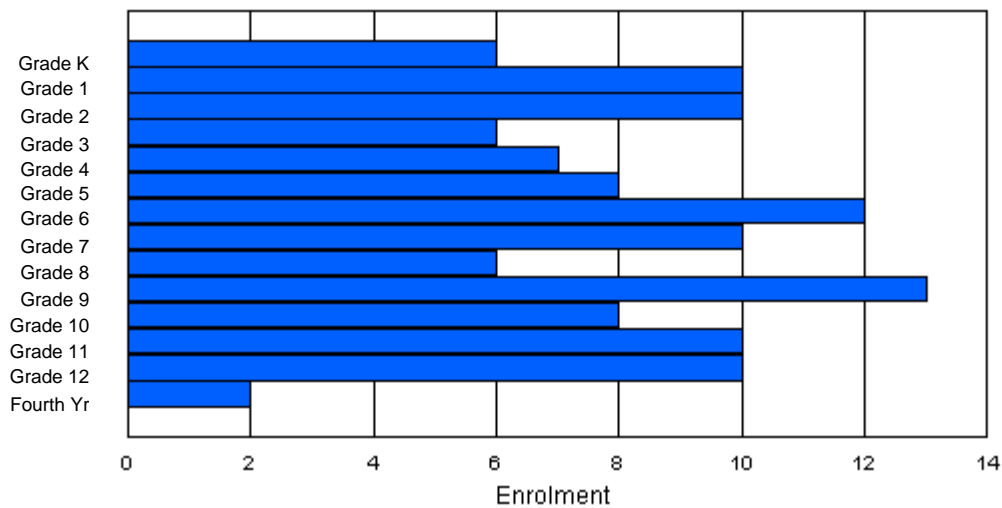
Enrolment By Age and Gender

Gender	Age																	Total
	5	6	7	8	9	10	11	12	13	14	15	16	17	18	19	20>		
Male	4	3	5	1	5	2	6	2	6	8	4	5	6	1	0	0	58	
Female	3	7	7	4	1	8	3	4	5	5	1	4	6	2	0	0	60	
Total	7	10	12	5	6	10	9	6	11	13	5	9	12	3	0	0	118	

Enrolment By Grade and Gender

Gender	Grade															Total
	K	1	2	3	4	5	6	7	8	9	10	11	12	4th		
Male	3	4	6	0	4	3	7	2	5	9	5	6	4	0	58	
Female	3	6	4	6	3	5	5	8	1	4	3	4	6	2	60	
Total	6	10	10	6	7	8	12	10	6	13	8	10	10	2	118	

Enrolment By Grade
For 015



* Data from the 2006-2007 AGR(Enrolment/Age as of the last day in Sept./Dec.)

** Newfoundland Statistics Classification System

*** May include itinerant teachers

District 1 - Labrador

#016 - B.L. Morrison, Postville

Grades: K-12

Number of Grades: 13

[FTE Teachers](#) *** : 7.0

Classification: Rural Community/Labrador Region**
Offers Distance Education: Yes

[School FTE PTR : 8.0](#)

[District FTE PTR : 12.6](#)

[Provincial FTE PTR : 13.1](#)

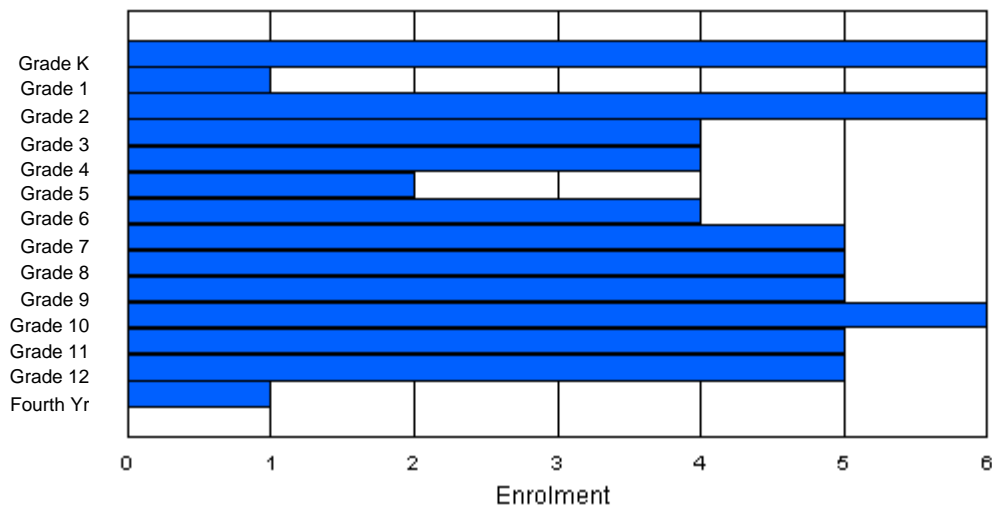
Enrolment By Age and Gender

Gender	Age																Total
	5	6	7	8	9	10	11	12	13	14	15	16	17	18	19	20>	
Male	4	1	2	2	1	1	1	2	2	3	6	2	2	1	0	0	30
Female	2	0	4	2	2	1	3	2	2	3	1	4	2	1	0	0	29
Total	6	1	6	4	3	2	4	4	4	6	7	6	4	2	0	0	59

Enrolment By Grade and Gender

Gender	Grade														Total
	K	1	2	3	4	5	6	7	8	9	10	11	12	4th	
Male	4	1	2	2	2	0	2	3	3	2	5	1	2	1	30
Female	2	0	4	2	2	2	2	2	2	3	1	4	3	0	29
Total	6	1	6	4	4	2	4	5	5	5	6	5	5	1	59

Enrolment By Grade
For 016



* Data from the 2006-2007 AGR(Enrolment/Age as of the last day in Sept./Dec.)

** Newfoundland Statistics Classification System

*** May include itinerant teachers

District 1 - Labrador

#017 - Northern Lights Academy, Rigolet

Classification: Rural Community/Labrador Region**
Offers Distance Education: Yes

Grades: K-12

Number of Grades: 13

[School FTE PTR : 7.7](#)

[District FTE PTR : 12.6](#)

[Provincial FTE PTR : 13.1](#)

[FTE Teachers](#) *** : 7.5

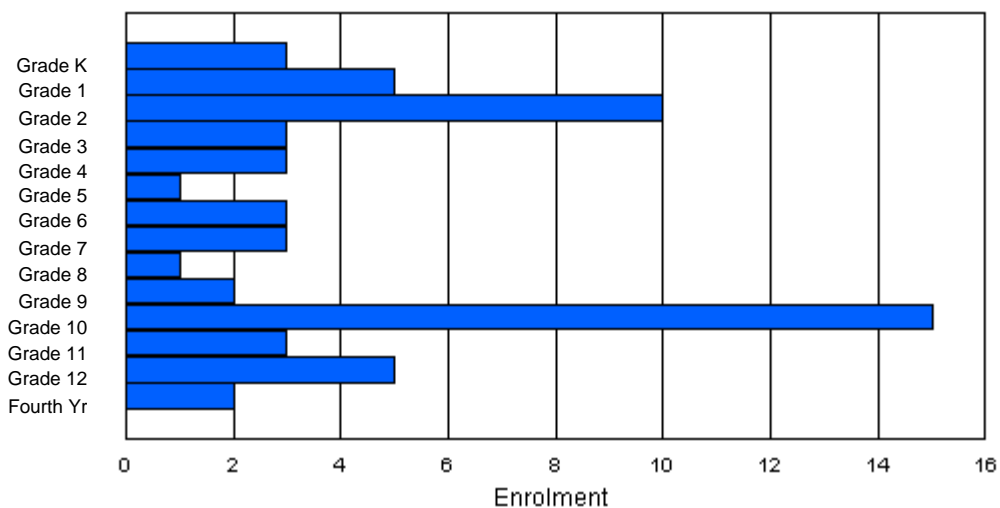
Enrolment By Age and Gender

Gender	Age																Total
	5	6	7	8	9	10	11	12	13	14	15	16	17	18	19	20>	
Male	0	2	4	2	3	1	1	2	0	0	1	4	4	4	0	0	28
Female	3	3	6	0	0	1	0	2	1	3	2	3	6	0	1	0	31
Total	3	5	10	2	3	2	1	4	1	3	3	7	10	4	1	0	59

Enrolment By Grade and Gender

Gender	Grade															Total
	K	1	2	3	4	5	6	7	8	9	10	11	12	4th		
Male	0	2	4	3	3	0	2	1	0	0	11	1	0	1	28	
Female	3	3	6	0	0	1	1	2	1	2	4	2	5	1	31	
Total	3	5	10	3	3	1	3	3	1	2	15	3	5	2	59	

Enrolment By Grade
For 017



* Data from the 2006-2007 AGR(Enrolment/Age as of the last day in Sept./Dec.)

** Newfoundland Statistics Classification System

*** May include itinerant teachers

District 1 - Labrador

#018 - Peenamain McKenzie School, Sheshatshiu

Classification: Rural Community/Labrador Region**
Offers Distance Education: No

Grades: K-12 Number of Grades: 13

[School FTE PTR : 9.6](#)
[District FTE PTR : 12.6](#)
[Provincial FTE PTR : 13.1](#)

[FTE Teachers](#) *** : 34.5

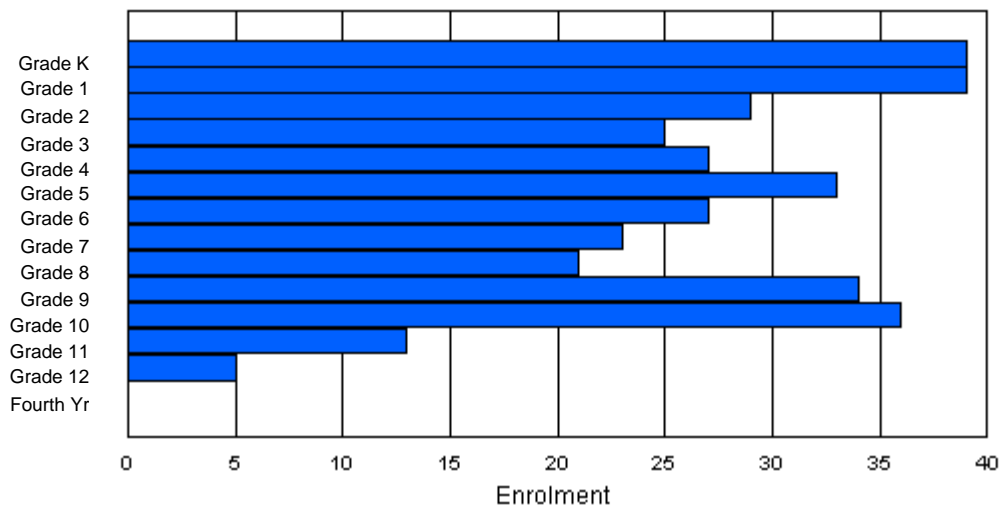
Enrolment By Age and Gender

Gender	Age																Total
	5	6	7	8	9	10	11	12	13	14	15	16	17	18	19	20>	
Male	23	24	12	13	16	17	13	10	13	17	12	8	7	0	0	0	185
Female	15	16	17	12	11	16	14	13	8	17	16	8	1	2	0	0	166
Total	38	40	29	25	27	33	27	23	21	34	28	16	8	2	0	0	351

Enrolment By Grade and Gender

Gender	Grade														Total
	K	1	2	3	4	5	6	7	8	9	10	11	12	4th	
Male	24	23	12	13	16	17	13	10	13	17	18	7	2	0	185
Female	15	16	17	12	11	16	14	13	8	17	18	6	3	0	166
Total	39	39	29	25	27	33	27	23	21	34	36	13	5	0	351

Enrolment By Grade
For 018



* Data from the 2006-2007 AGR(Enrolment/Age as of the last day in Sept./Dec.)

** Newfoundland Statistics Classification System

*** May include itinerant teachers

District 1 - Labrador

#381 - J.R. Smallwood Middle School, Wabush

Classification: Urban Community/Labrador Region**
Offers Distance Education: No

Grades: 4-7 Number of Grades: 4

[School FTE PTR : 18.0](#)
[District FTE PTR : 12.6](#)
[Provincial FTE PTR : 13.1](#)

[FTE Teachers](#) *** : 25.0

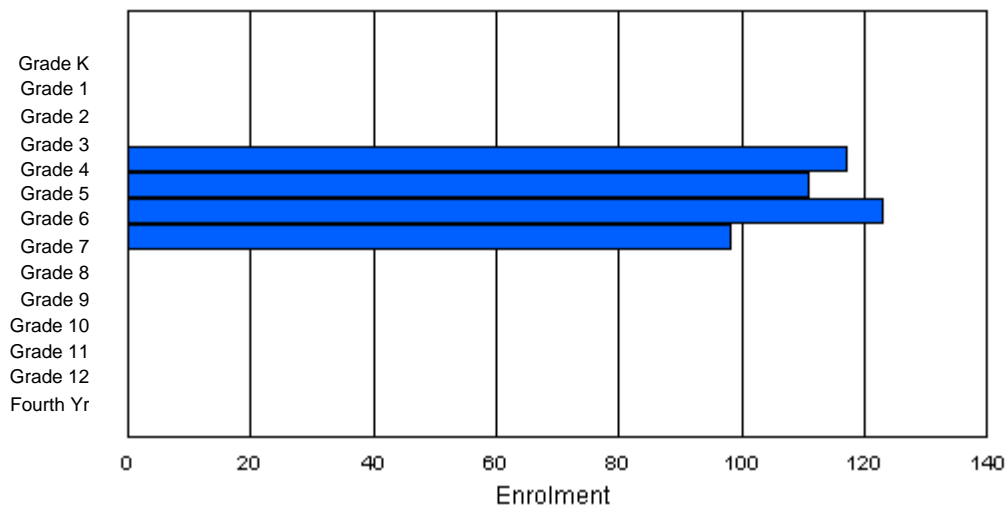
Enrolment By Age and Gender

Gender	Age																Total
	5	6	7	8	9	10	11	12	13	14	15	16	17	18	19	20>	
Male	0	0	0	0	57	61	62	43	5	0	0	0	0	0	0	0	228
Female	0	0	0	1	51	54	61	52	2	0	0	0	0	0	0	0	221
Total	0	0	0	1	108	115	123	95	7	0	0	0	0	0	0	0	449

Enrolment By Grade and Gender

Gender	Grade														Total
	K	1	2	3	4	5	6	7	8	9	10	11	12	4th	
Male	0	0	0	0	63	57	62	46	0	0	0	0	0	0	228
Female	0	0	0	0	54	54	61	52	0	0	0	0	0	0	221
Total	0	0	0	0	117	111	123	98	0	0	0	0	0	0	449

Enrolment By Grade
For 381



* Data from the 2006-2007 AGR(Enrolment/Age as of the last day in Sept./Dec.)

** Newfoundland Statistics Classification System

*** May include itinerant teachers

District 1 - Labrador

#477 - Mealy Mountain Collegiate, Happy Valley-Goose Bay

Classification: Urban Community/Labrador Region**
Offers Distance Education: No

Grades: 8-12

Number of Grades: 5

[School FTE PTR : 17.5](#)

[District FTE PTR : 12.6](#)

[Provincial FTE PTR : 13.1](#)

[FTE Teachers](#) *** : 34.0

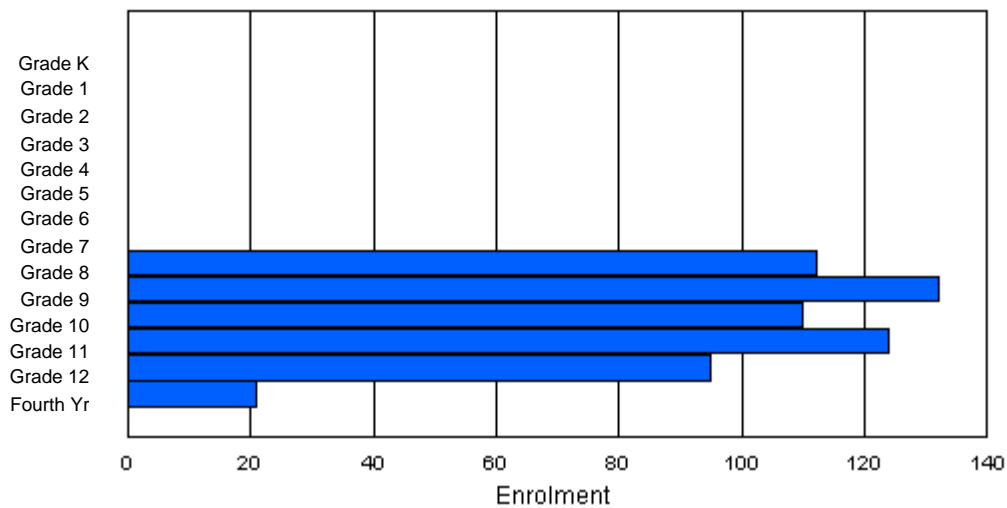
Enrolment By Age and Gender

Gender	Age																	Total
	5	6	7	8	9	10	11	12	13	14	15	16	17	18	19	20>		
Male	0	0	0	0	0	0	0	1	50	72	56	61	47	18	0	0	305	
Female	0	0	0	0	0	0	0	1	42	52	62	62	51	15	3	1	289	
Total	0	0	0	0	0	0	0	2	92	124	118	123	98	33	3	1	594	

Enrolment By Grade and Gender

Gender	Grade															Total
	K	1	2	3	4	5	6	7	8	9	10	11	12	4th		
Male	0	0	0	0	0	0	0	0	60	77	55	60	42	11	305	
Female	0	0	0	0	0	0	0	0	52	55	55	64	53	10	289	
Total	0	0	0	0	0	0	0	0	112	132	110	124	95	21	594	

Enrolment By Grade
For 477



* Data from the 2006-2007 AGR(Enrolment/Age as of the last day in Sept./Dec.)

** Newfoundland Statistics Classification System

*** May include itinerant teachers

District 2 - Western

#022 - William Gillett Academy, Charlottetown, LAB

Classification: Rural Community/Labrador Region**
Offers Distance Education: Yes

Grades: K-12

Number of Grades: 13

[School FTE PTR : 7.6](#)

[District FTE PTR : 12.1](#)

[Provincial FTE PTR : 13.1](#)

[FTE Teachers](#) *** : 9.5

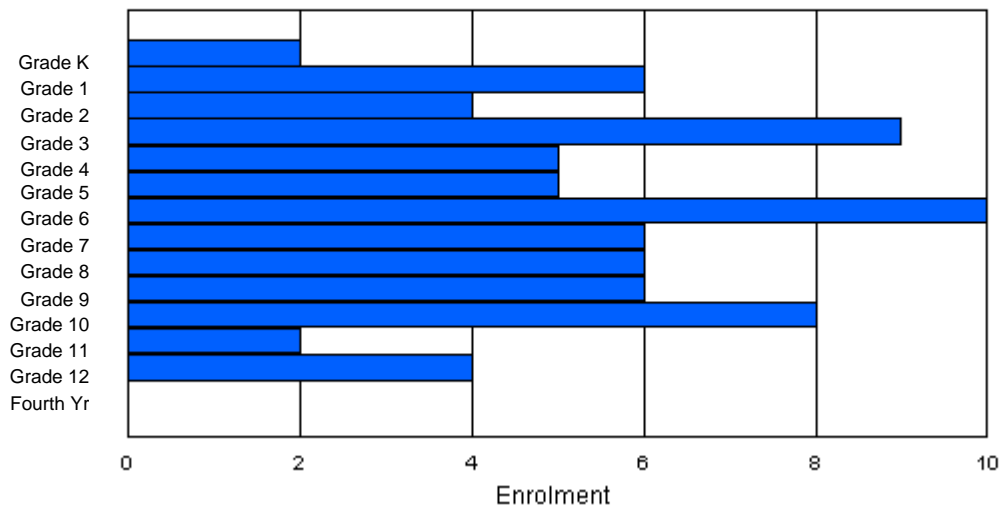
Enrolment By Age and Gender

Gender	Age																	Total
	5	6	7	8	9	10	11	12	13	14	15	16	17	18	19	20>		
Male	1	4	2	2	2	1	5	6	1	6	2	3	3	0	0	0	38	
Female	1	2	2	7	3	4	4	1	4	1	4	1	1	0	0	0	35	
Total	2	6	4	9	5	5	9	7	5	7	6	4	4	0	0	0	73	

Enrolment By Grade and Gender

Gender	Grade															Total
	K	1	2	3	4	5	6	7	8	9	10	11	12	4th		
Male	1	4	2	2	2	1	6	5	2	5	4	1	3	0	38	
Female	1	2	2	7	3	4	4	1	4	1	4	1	1	0	35	
Total	2	6	4	9	5	5	10	6	6	6	8	2	4	0	73	

Enrolment By Grade
For 022



* Data from the 2006-2007 AGR(Enrolment/Age as of the last day in Sept./Dec.)

** Newfoundland Statistics Classification System

*** May include itinerant teachers

District 2 - Western

#023 - Sacred Heart AG, Conche

Classification: Rural Community/Western Region**
Offers Distance Education: Yes

Grades: K,2-5,7-12

Number of Grades: 11

[School FTE PTR : 6.3](#)

[District FTE PTR : 12.1](#)

[Provincial FTE PTR : 13.1](#)

[FTE Teachers](#) *** : 4.5

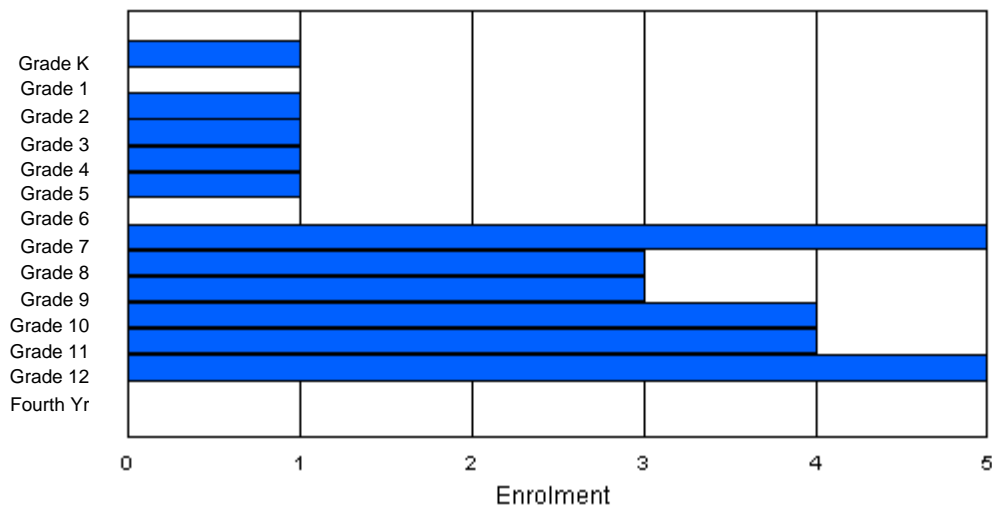
Enrolment By Age and Gender

Gender	Age																	Total
	5	6	7	8	9	10	11	12	13	14	15	16	17	18	19	20>		
Male	1	0	1	0	1	1	0	3	0	0	0	0	4	0	0	0	11	
Female	0	0	0	1	0	0	0	2	3	3	4	4	1	0	0	0	18	
Total	1	0	1	1	1	1	0	5	3	3	4	4	5	0	0	0	29	

Enrolment By Grade and Gender

Gender	Grade															Total
	K	1	2	3	4	5	6	7	8	9	10	11	12	4th		
Male	1	0	1	0	1	1	0	3	0	0	0	0	4	0	11	
Female	0	0	0	1	0	0	0	2	3	3	4	4	1	0	18	
Total	1	0	1	1	1	1	0	5	3	3	4	4	5	0	29	

Enrolment By Grade
For 023



* Data from the 2006-2007 AGR(Enrolment/Age as of the last day in Sept./Dec.)

** Newfoundland Statistics Classification System

*** May include itinerant teachers

District 2 - Western

#024 - James Cook Memorial, Cook's Harbour

Classification: Rural Community/Western Region**
Offers Distance Education: Yes

Grades: K-2,4-12 Number of Grades: 12

[School FTE PTR : 8.4](#)
[District FTE PTR : 12.1](#)
[Provincial FTE PTR : 13.1](#)

[FTE Teachers](#) *** : 4.0

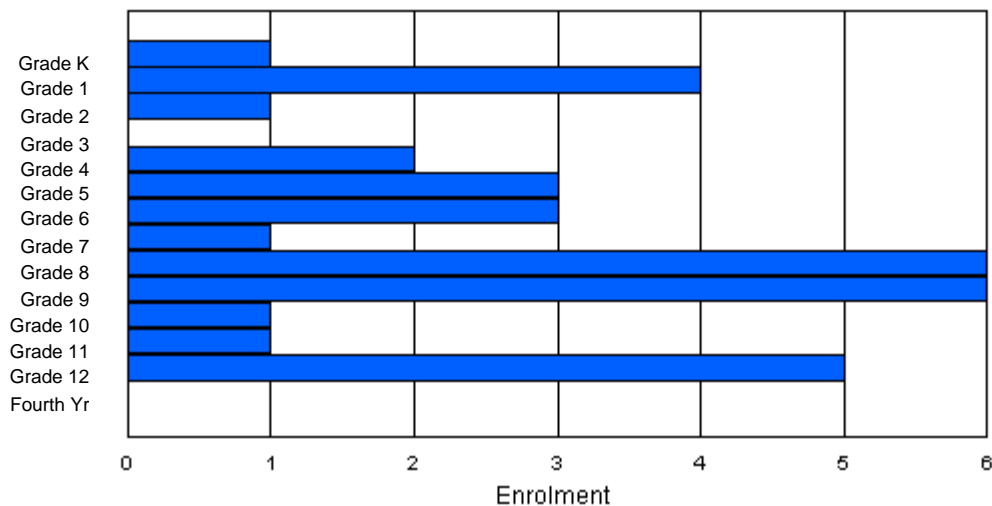
Enrolment By Age and Gender

Gender	Age																	Total
	5	6	7	8	9	10	11	12	13	14	15	16	17	18	19	20>		
Male	0	3	1	0	1	1	1	0	3	3	1	0	0	0	0	0	14	
Female	1	1	0	0	1	2	2	1	3	3	1	3	2	0	0	0	20	
Total	1	4	1	0	2	3	3	1	6	6	2	3	2	0	0	0	34	

Enrolment By Grade and Gender

Gender	Grade															Total
	K	1	2	3	4	5	6	7	8	9	10	11	12	4th		
Male	0	3	1	0	1	1	1	0	3	3	0	1	0	0	14	
Female	1	1	0	0	1	2	2	1	3	3	1	0	5	0	20	
Total	1	4	1	0	2	3	3	1	6	6	1	1	5	0	34	

Enrolment By Grade
For 024



* Data from the 2006-2007 AGR(Enrolment/Age as of the last day in Sept./Dec.)

** Newfoundland Statistics Classification System

*** May include itinerant teachers

District 2 - Western

#025 - St. Joseph's All Grade, Croque

Classification: Rural Community/Western Region**
Offers Distance Education: Yes

Grades: 2-6,9-12

Number of Grades: 9

[School FTE PTR : 6.0](#)

[District FTE PTR : 12.1](#)

[Provincial FTE PTR : 13.1](#)

[FTE Teachers](#) *** : 2.0

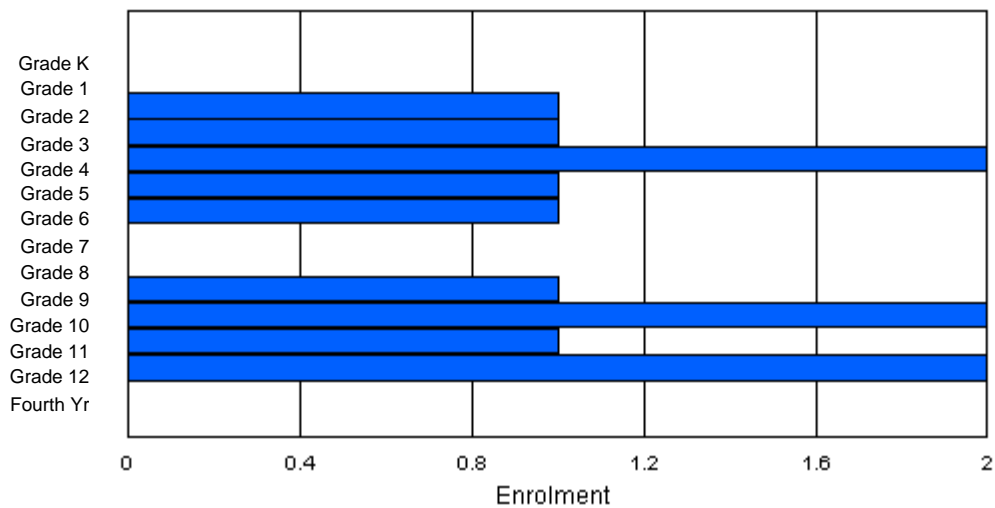
Enrolment By Age and Gender

Gender	Age																Total
	5	6	7	8	9	10	11	12	13	14	15	16	17	18	19	20>	
Male	0	0	0	0	2	1	1	0	0	0	2	1	2	0	0	0	9
Female	0	0	1	0	1	0	0	0	0	1	0	0	0	0	0	0	3
Total	0	0	1	0	3	1	1	0	0	1	2	1	2	0	0	0	12

Enrolment By Grade and Gender

Gender	Grade														Total
	K	1	2	3	4	5	6	7	8	9	10	11	12	4th	
Male	0	0	0	1	1	1	1	0	0	0	2	1	2	0	9
Female	0	0	1	0	1	0	0	0	0	1	0	0	0	0	3
Total	0	0	1	1	2	1	1	0	0	1	2	1	2	0	12

Enrolment By Grade
For 025



* Data from the 2006-2007 AGR(Enrolment/Age as of the last day in Sept./Dec.)

** Newfoundland Statistics Classification System

*** May include itinerant teachers

District 2 - Western

#026 - H.G. Fillier Academy, Englee

Classification: Rural Community/Western Region**
Offers Distance Education: No

Grades: K-9

Number of Grades: 10

[School FTE PTR : 8.0](#)

[District FTE PTR : 12.1](#)

[Provincial FTE PTR : 13.1](#)

[FTE Teachers](#) *** : 7.0

Enrolment By Age and Gender

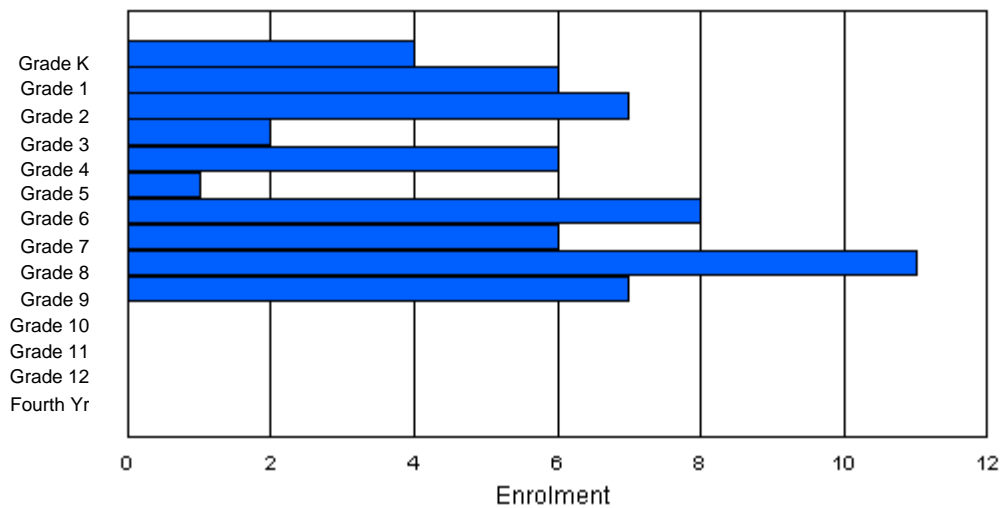
Gender	Age																Total
	5	6	7	8	9	10	11	12	13	14	15	16	17	18	19	20>	
Male	2	4	4	1	1	1	4	6	5	0	0	0	0	0	0	0	28
Female	2	2	3	1	5	0	3	1	6	6	1	0	0	0	0	0	30
Total	4	6	7	2	6	1	7	7	11	6	1	0	0	0	0	0	58

Enrolment By Grade and Gender

Gender	Grade															Total
	K	1	2	3	4	5	6	7	8	9	10	11	12	4th		
Male	2	4	4	1	1	1	5	5	5	0	0	0	0	0	28	
Female	2	2	3	1	5	0	3	1	6	7	0	0	0	0	30	
Total	4	6	7	2	6	1	8	6	11	7	0	0	0	0	58	

Enrolment By Grade

For 026



* Data from the 2006-2007 AGR(Enrolment/Age as of the last day in Sept./Dec.)

** Newfoundland Statistics Classification System

*** May include itinerant teachers

District 2 - Western

#027 - Canon Richards High School, Flower's Cove

Classification: Rural Community/Western Region**
Offers Distance Education: Yes

Grades: 7-12

Number of Grades: 6

[School FTE PTR : 12.3](#)

[District FTE PTR : 12.1](#)

[Provincial FTE PTR : 13.1](#)

[FTE Teachers](#) *** : 9.0

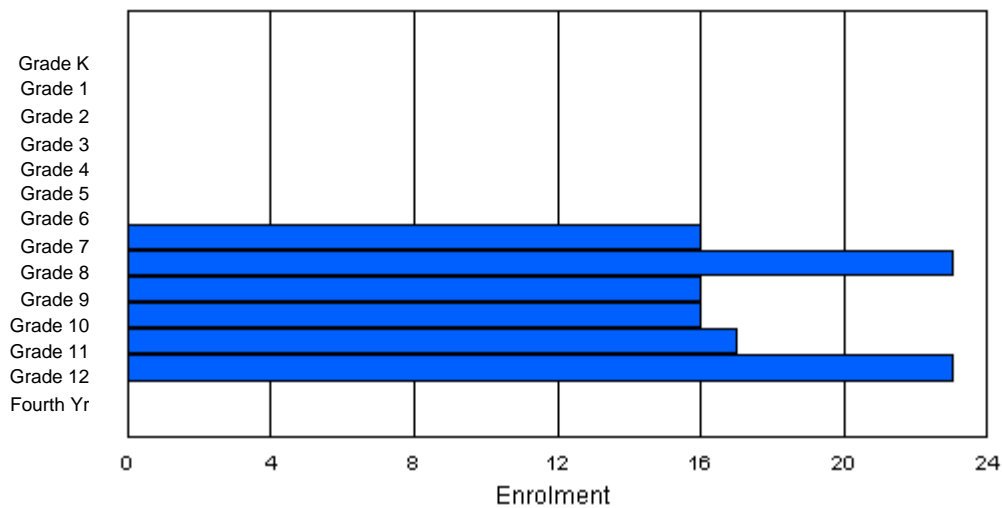
Enrolment By Age and Gender

Gender	Age																Total
	5	6	7	8	9	10	11	12	13	14	15	16	17	18	19	20>	
Male	0	0	0	0	0	0	0	7	14	7	11	8	14	0	0	0	61
Female	0	0	0	0	0	0	0	9	10	8	5	8	10	0	0	0	50
Total	0	0	0	0	0	0	0	16	24	15	16	16	24	0	0	0	111

Enrolment By Grade and Gender

Gender	Grade														Total
	K	1	2	3	4	5	6	7	8	9	10	11	12	4th	
Male	0	0	0	0	0	0	0	7	14	7	11	9	13	0	61
Female	0	0	0	0	0	0	0	9	9	9	5	8	10	0	50
Total	0	0	0	0	0	0	0	16	23	16	16	17	23	0	111

Enrolment By Grade
For 027



* Data from the 2006-2007 AGR(Enrolment/Age as of the last day in Sept./Dec.)

** Newfoundland Statistics Classification System

*** May include itinerant teachers

District 2 - Western

#028 - Straits Elementary, Flower's Cove

Grades: K-6

Number of Grades: 7

[FTE Teachers](#) *** : 9.0

Classification: Rural Community/Western Region**

Offers Distance Education: No

[School FTE PTR : 12.3](#)

[District FTE PTR : 12.1](#)

[Provincial FTE PTR : 13.1](#)

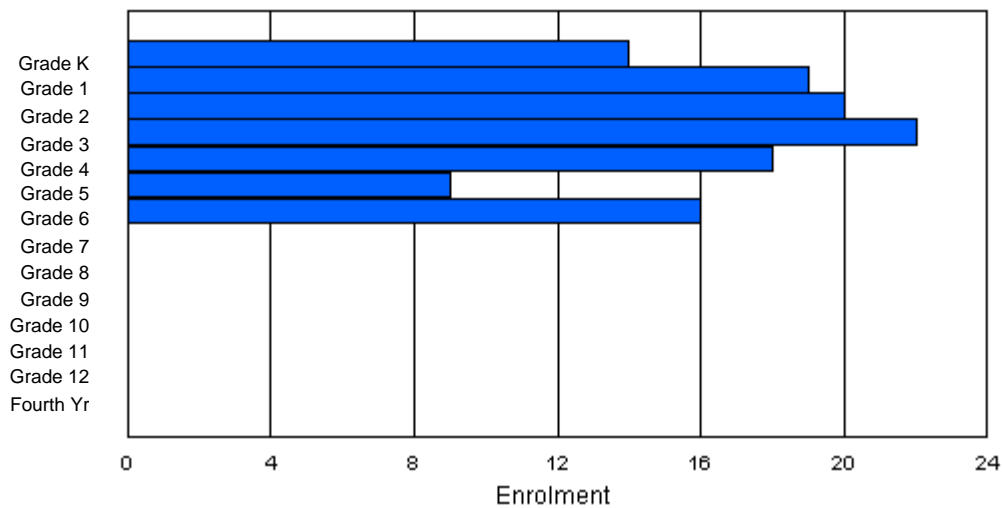
Enrolment By Age and Gender

Gender	Age																Total
	5	6	7	8	9	10	11	12	13	14	15	16	17	18	19	20>	
Male	4	12	11	9	12	5	7	0	0	0	0	0	0	0	0	0	60
Female	10	7	9	13	6	4	9	0	0	0	0	0	0	0	0	0	58
Total	14	19	20	22	18	9	16	0	0	0	0	0	0	0	0	0	118

Enrolment By Grade and Gender

Gender	Grade														Total
	K	1	2	3	4	5	6	7	8	9	10	11	12	4th	
Male	4	12	11	9	12	5	7	0	0	0	0	0	0	0	60
Female	10	7	9	13	6	4	9	0	0	0	0	0	0	0	58
Total	14	19	20	22	18	9	16	0	0	0	0	0	0	0	118

Enrolment By Grade
For 028



* Data from the 2006-2007 AGR(Enrolment/Age as of the last day in Sept./Dec.)

** Newfoundland Statistics Classification System

*** May include itinerant teachers

District 2 - Western

#030 - Mountain Feild Academy, Forteau

Classification: Rural Community/Labrador Region**
Offers Distance Education: Yes

Grades: K-12

Number of Grades: 13

[School FTE PTR : 11.3](#)

[District FTE PTR : 12.1](#)

[Provincial FTE PTR : 13.1](#)

[FTE Teachers](#) *** : 15.5

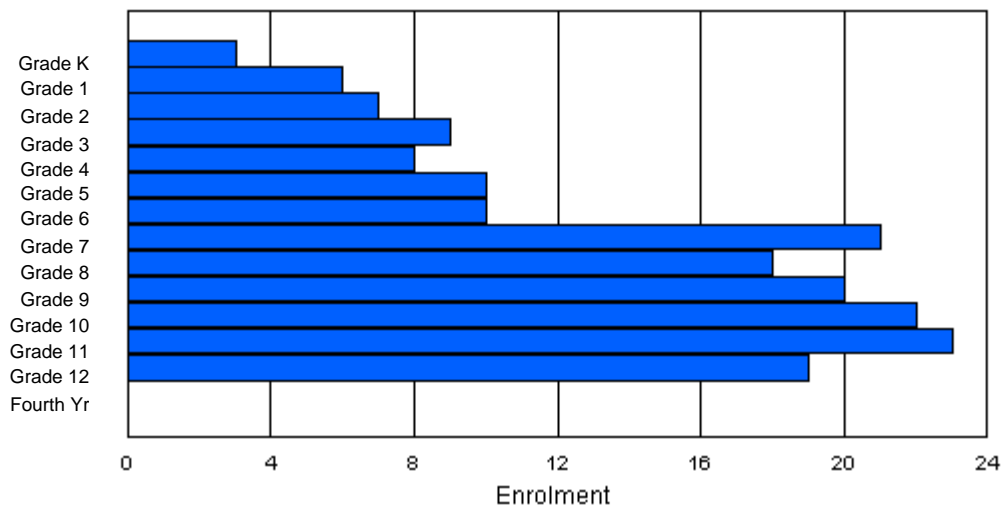
Enrolment By Age and Gender

Gender	Age																	Total
	5	6	7	8	9	10	11	12	13	14	15	16	17	18	19	20>		
Male	2	3	4	5	4	7	3	8	11	15	15	12	9	4	1	0	103	
Female	1	3	3	5	3	3	7	11	8	4	9	11	5	0	0	73		
Total	3	6	7	10	7	10	10	19	19	19	24	23	14	4	1	0	176	

Enrolment By Grade and Gender

Gender	Grade															Total
	K	1	2	3	4	5	6	7	8	9	10	11	12	4th		
Male	2	3	4	4	5	7	3	10	10	16	13	12	14	0	103	
Female	1	3	3	5	3	3	7	11	8	4	9	11	5	0	73	
Total	3	6	7	9	8	10	10	21	18	20	22	23	19	0	176	

Enrolment By Grade
For 030



* Data from the 2006-2007 AGR(Enrolment/Age as of the last day in Sept./Dec.)

** Newfoundland Statistics Classification System

*** May include itinerant teachers

District 2 - Western

#032 - Truman Eddison Memorial, Griquet

Classification: Rural Community/Western Region**
Offers Distance Education: No

Grades: K-6

Number of Grades: 7

[School FTE PTR : 8.6](#)

[District FTE PTR : 12.1](#)

[Provincial FTE PTR : 13.1](#)

[FTE Teachers](#) *** : 7.0

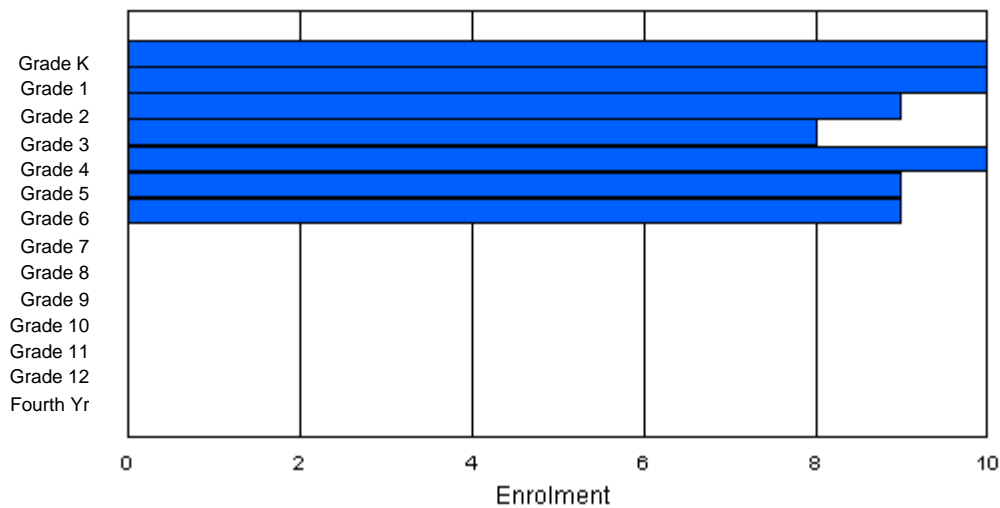
Enrolment By Age and Gender

Gender	Age																Total
	5	6	7	8	9	10	11	12	13	14	15	16	17	18	19	20>	
Male	6	3	4	4	3	6	4	0	0	0	0	0	0	0	0	0	30
Female	4	7	4	5	7	3	5	0	0	0	0	0	0	0	0	0	35
Total	10	10	8	9	10	9	9	0	0	0	0	0	0	0	0	0	65

Enrolment By Grade and Gender

Gender	Grade														Total
	K	1	2	3	4	5	6	7	8	9	10	11	12	4th	
Male	6	3	4	4	3	6	4	0	0	0	0	0	0	0	30
Female	4	7	5	4	7	3	5	0	0	0	0	0	0	0	35
Total	10	10	9	8	10	9	9	0	0	0	0	0	0	0	65

Enrolment By Grade
For 032



* Data from the 2006-2007 AGR(Enrolment/Age as of the last day in Sept./Dec.)

** Newfoundland Statistics Classification System

*** May include itinerant teachers

District 2 - Western

#034 - Torrent River Academy, Hawke's Bay

Classification: Rural Community/Western Region**
Offers Distance Education: No

Grades: K-6

Number of Grades: 7

[School FTE PTR : 7.6](#)

[District FTE PTR : 12.1](#)

[Provincial FTE PTR : 13.1](#)

[FTE Teachers](#) *** : 4.0

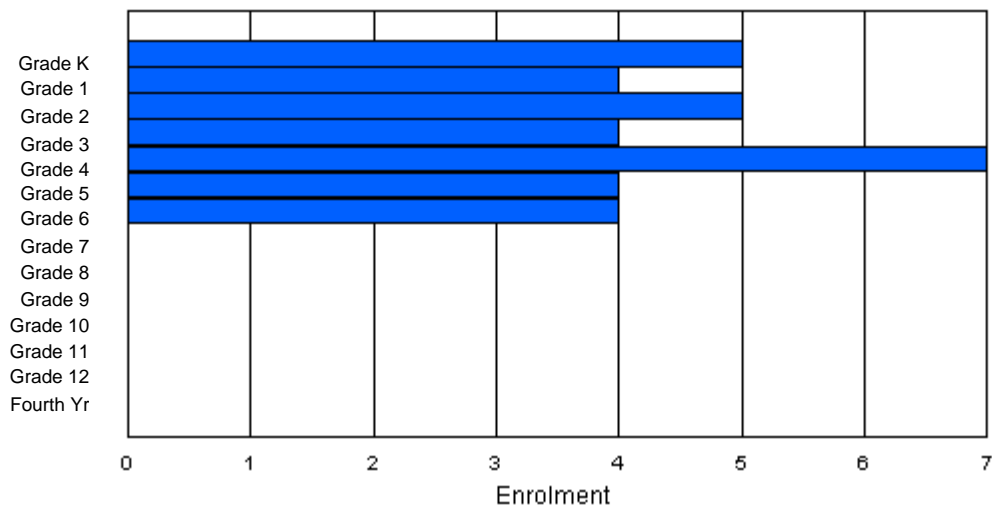
Enrolment By Age and Gender

Gender	Age																Total
	5	6	7	8	9	10	11	12	13	14	15	16	17	18	19	20>	
Male	1	2	1	1	5	4	3	0	0	0	0	0	0	0	0	0	17
Female	4	2	4	2	3	0	1	0	0	0	0	0	0	0	0	0	16
Total	5	4	5	3	8	4	4	0	0	0	0	0	0	0	0	0	33

Enrolment By Grade and Gender

Gender	Grade														Total
	K	1	2	3	4	5	6	7	8	9	10	11	12	4th	
Male	1	2	1	2	4	4	3	0	0	0	0	0	0	0	17
Female	4	2	4	2	3	0	1	0	0	0	0	0	0	0	16
Total	5	4	5	4	7	4	4	0	0	0	0	0	0	0	33

Enrolment By Grade
For 034



* Data from the 2006-2007 AGR(Enrolment/Age as of the last day in Sept./Dec.)

** Newfoundland Statistics Classification System

*** May include itinerant teachers

District 2 - Western

#036 - St. Paul's Elementary, L'Anse au Loup

Classification: Rural Community/Labrador Region**
Offers Distance Education: No

Grades: K-6

Number of Grades: 7

[School FTE PTR : 7.9](#)

[District FTE PTR : 12.1](#)

[Provincial FTE PTR : 13.1](#)

[FTE Teachers](#) *** : 6.0

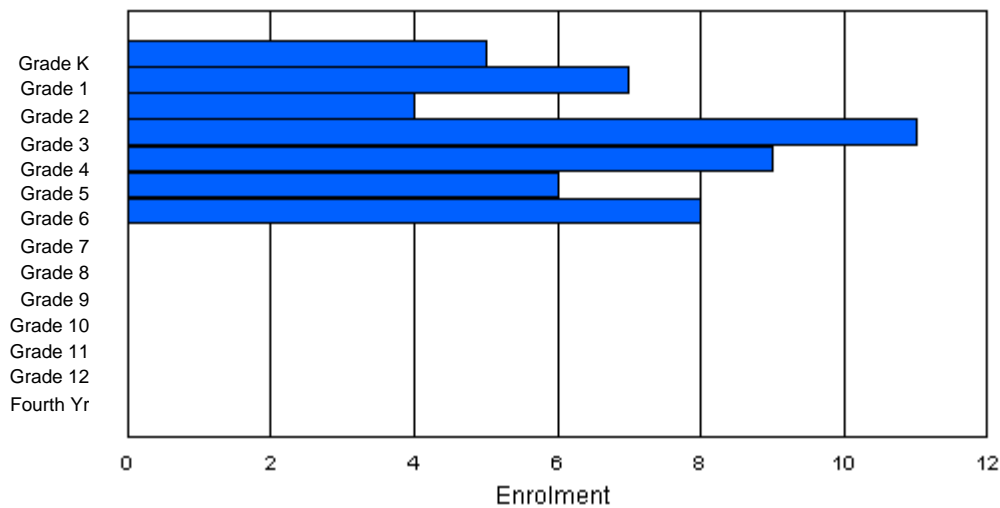
Enrolment By Age and Gender

Gender	Age																Total
	5	6	7	8	9	10	11	12	13	14	15	16	17	18	19	20>	
Male	2	5	2	6	2	3	6	0	0	0	0	0	0	0	0	0	26
Female	3	2	2	5	7	3	2	0	0	0	0	0	0	0	0	0	24
Total	5	7	4	11	9	6	8	0	0	0	0	0	0	0	0	0	50

Enrolment By Grade and Gender

Gender	Grade															Total
	K	1	2	3	4	5	6	7	8	9	10	11	12	4th		
Male	2	5	2	6	2	3	6	0	0	0	0	0	0	0	0	26
Female	3	2	2	5	7	3	2	0	0	0	0	0	0	0	0	24
Total	5	7	4	11	9	6	8	0	0	0	0	0	0	0	0	50

Enrolment By Grade
For 036



* Data from the 2006-2007 AGR(Enrolment/Age as of the last day in Sept./Dec.)

** Newfoundland Statistics Classification System

*** May include itinerant teachers

District 2 - Western

#039 - Mary Simms All-Grade, Main Brook

Classification: Rural Community/Western Region**
Offers Distance Education: Yes

Grades: K-3,5-12

Number of Grades: 12

[School FTE PTR : 6.4](#)

[District FTE PTR : 12.1](#)

[Provincial FTE PTR : 13.1](#)

[FTE Teachers](#) *** : 5.0

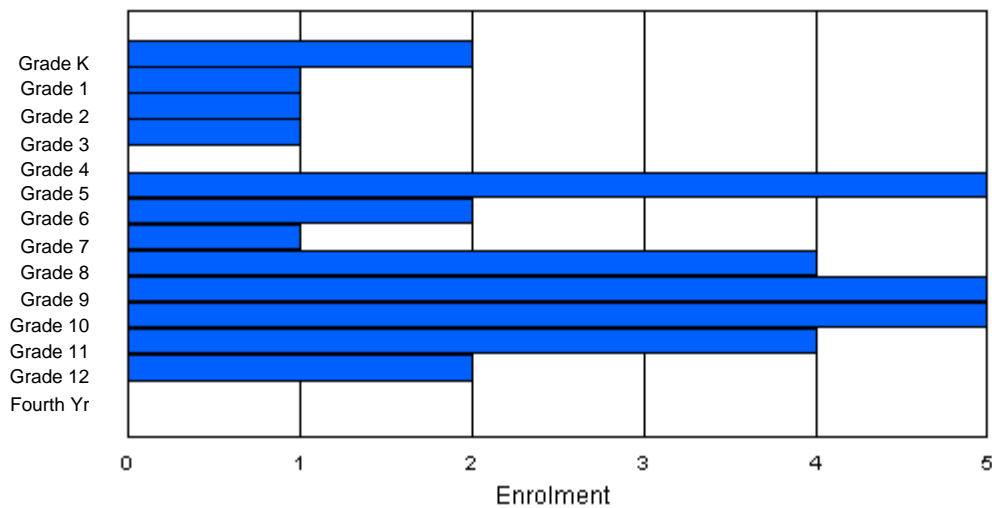
Enrolment By Age and Gender

Gender	Age																Total
	5	6	7	8	9	10	11	12	13	14	15	16	17	18	19	20>	
Male	1	1	0	1	1	1	3	1	1	2	1	3	2	0	0	0	18
Female	1	0	1	0	0	1	1	0	2	4	3	1	1	0	0	0	15
Total	2	1	1	1	1	2	4	1	3	6	4	4	3	0	0	0	33

Enrolment By Grade and Gender

Gender	Grade														Total
	K	1	2	3	4	5	6	7	8	9	10	11	12	4th	
Male	1	1	0	1	0	4	1	1	2	1	2	4	0	0	18
Female	1	0	1	0	0	1	1	0	2	4	3	0	2	0	15
Total	2	1	1	1	0	5	2	1	4	5	5	4	2	0	33

Enrolment By Grade
For 039



* Data from the 2006-2007 AGR(Enrolment/Age as of the last day in Sept./Dec.)

** Newfoundland Statistics Classification System

*** May include itinerant teachers

District 2 - Western

#040 - St. Mary's AG, Mary's Harbour

Classification: Rural Community/Labrador Region**
Offers Distance Education: Yes

Grades: K-12

Number of Grades: 13

[School FTE PTR : 8.0](#)

[District FTE PTR : 12.1](#)

[Provincial FTE PTR : 13.1](#)

[FTE Teachers](#) *** : 12.0

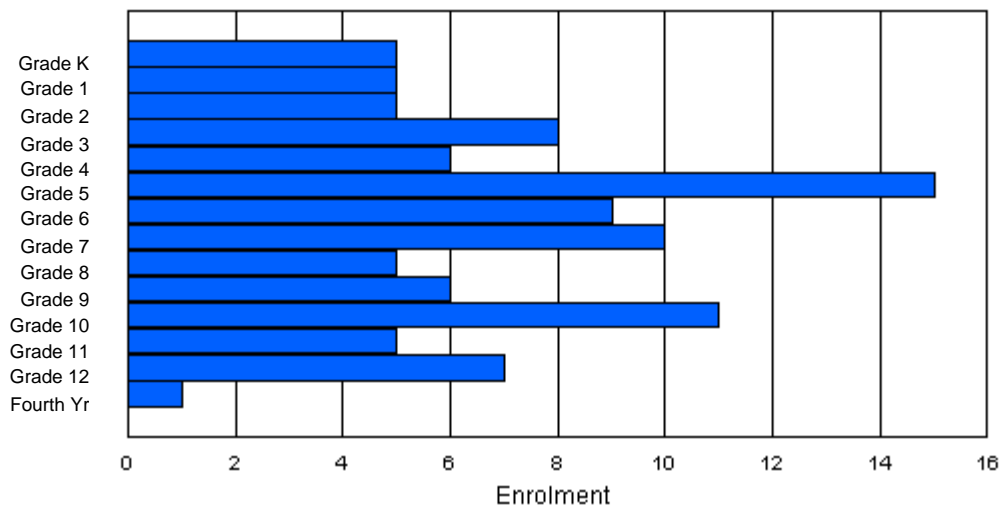
Enrolment By Age and Gender

Gender	Age																	Total
	5	6	7	8	9	10	11	12	13	14	15	16	17	18	19	20>		
Male	4	1	5	5	3	10	2	4	3	5	5	5	2	1	0	0	55	
Female	1	4	0	3	3	4	8	5	3	1	3	3	3	2	0	0	43	
Total	5	5	5	8	6	14	10	9	6	6	8	8	5	3	0	0	98	

Enrolment By Grade and Gender

Gender	Grade															Total
	K	1	2	3	4	5	6	7	8	9	10	11	12	4th		
Male	4	1	5	5	3	11	1	5	2	5	7	3	2	1	55	
Female	1	4	0	3	3	4	8	5	3	1	4	2	5	0	43	
Total	5	5	5	8	6	15	9	10	5	6	11	5	7	1	98	

Enrolment By Grade
For 040



* Data from the 2006-2007 AGR(Enrolment/Age as of the last day in Sept./Dec.)

** Newfoundland Statistics Classification System

*** May include itinerant teachers

District 2 - Western

#041 - Raymond Ward Memorial, Norman Bay

Classification: Rural Community/Labrador Region**
Offers Distance Education: No

Grades: 1-2,4-5,8-12 Number of Grades: 9

[School FTE PTR : 7.0](#)
[District FTE PTR : 12.1](#)
[Provincial FTE PTR : 13.1](#)

[FTE Teachers](#) *** : 2.0

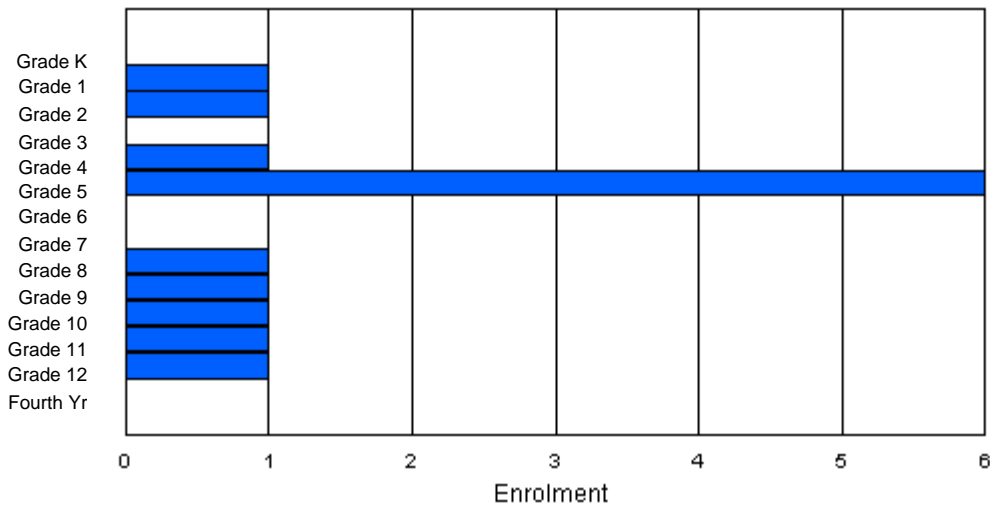
Enrolment By Age and Gender

Gender	Age																	Total
	5	6	7	8	9	10	11	12	13	14	15	16	17	18	19	20>		
Male	0	1	1	0	0	2	1	0	0	0	1	0	0	0	0	0	6	
Female	0	0	0	0	1	3	0	0	0	2	0	1	1	0	0	0	8	
Total	0	1	1	0	1	5	1	0	0	2	1	1	1	0	0	0	14	

Enrolment By Grade and Gender

Gender	Grade															Total
	K	1	2	3	4	5	6	7	8	9	10	11	12	4th		
Male	0	1	1	0	0	3	0	0	0	0	1	0	0	0	6	
Female	0	0	0	0	1	3	0	0	1	1	0	1	1	0	8	
Total	0	1	1	0	1	6	0	0	1	1	1	1	1	0	14	

Enrolment By Grade
For 041



* Data from the 2006-2007 AGR(Enrolment/Age as of the last day in Sept./Dec.)

** Newfoundland Statistics Classification System

*** May include itinerant teachers

District 2 - Western

#046 - D.C. Young School, Port Hope Simpson

Classification: Rural Community/Labrador Region**
Offers Distance Education: Yes

Grades: K-12

Number of Grades: 13

[School FTE PTR : 8.8](#)

[District FTE PTR : 12.1](#)

[Provincial FTE PTR : 13.1](#)

[FTE Teachers](#) *** : 10.5

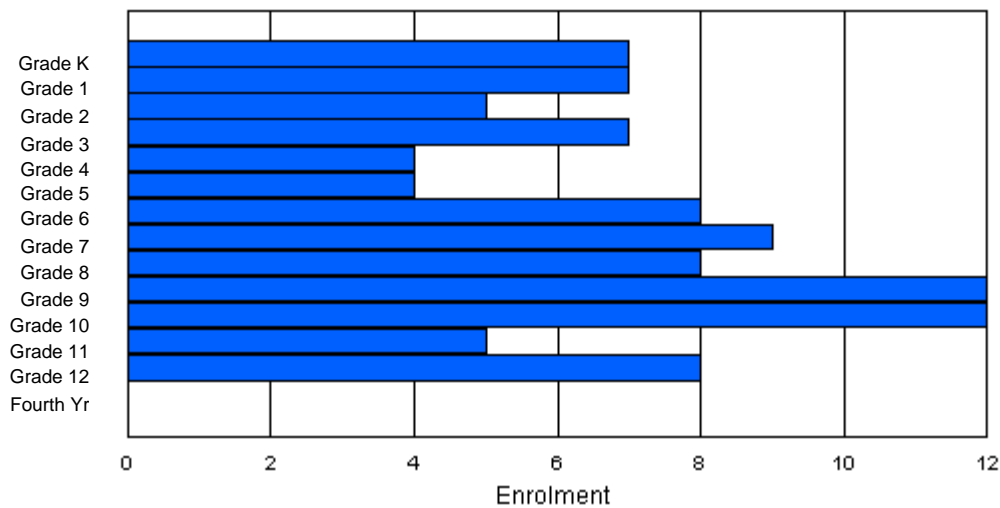
Enrolment By Age and Gender

Gender	Age																Total
	5	6	7	8	9	10	11	12	13	14	15	16	17	18	19	20>	
Male	1	5	3	2	1	1	5	5	2	4	3	3	11	2	1	0	49
Female	6	2	2	5	3	3	3	3	4	6	3	4	3	0	0	0	47
Total	7	7	5	7	4	4	8	8	6	10	6	7	14	2	1	0	96

Enrolment By Grade and Gender

Gender	Grade															Total
	K	1	2	3	4	5	6	7	8	9	10	11	12	4th		
Male	1	5	3	2	1	1	5	6	2	6	8	2	7	0	49	
Female	6	2	2	5	3	3	3	3	6	6	4	3	1	0	47	
Total	7	7	5	7	4	4	8	9	8	12	12	5	8	0	96	

Enrolment By Grade
For 046



* Data from the 2006-2007 AGR(Enrolment/Age as of the last day in Sept./Dec.)

** Newfoundland Statistics Classification System

*** May include itinerant teachers

District 2 - Western

#047 - Roncalli Central High, Port Saunders

Classification: Rural Community/Western Region**
Offers Distance Education: Yes

Grades: 7-12

Number of Grades: 6

[School FTE PTR : 13.2](#)

[District FTE PTR : 12.1](#)

[Provincial FTE PTR : 13.1](#)

[FTE Teachers](#) *** : 14.0

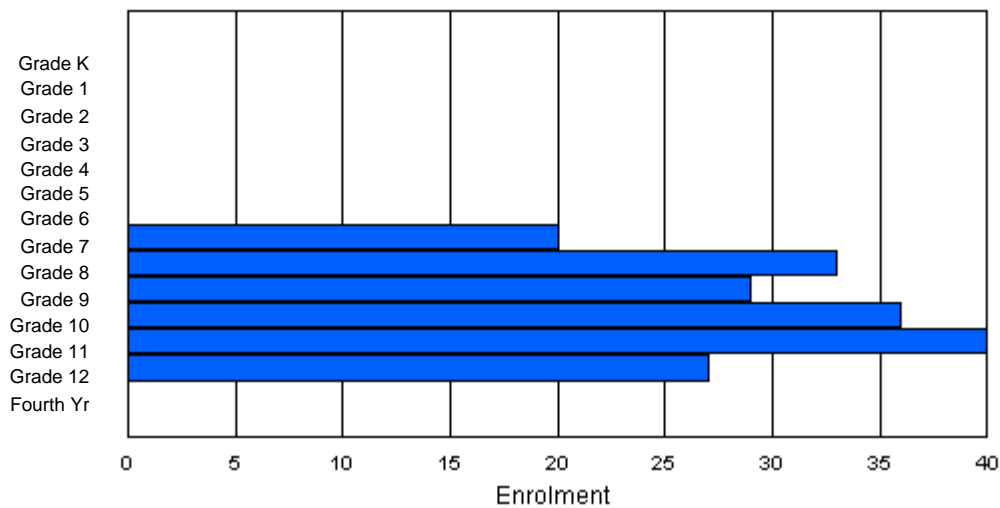
Enrolment By Age and Gender

Gender	Age																	Total
	5	6	7	8	9	10	11	12	13	14	15	16	17	18	19	20>		
Male	0	0	0	0	0	0	0	10	12	12	15	21	19	5	3	0	97	
Female	0	0	0	0	0	0	0	8	21	14	13	15	14	3	0	0	88	
Total	0	0	0	0	0	0	0	18	33	26	28	36	33	8	3	0	185	

Enrolment By Grade and Gender

Gender	Grade															Total
	K	1	2	3	4	5	6	7	8	9	10	11	12	4th		
Male	0	0	0	0	0	0	0	11	11	15	21	25	14	0	97	
Female	0	0	0	0	0	0	0	9	22	14	15	15	13	0	88	
Total	0	0	0	0	0	0	0	20	33	29	36	40	27	0	185	

Enrolment By Grade
For 047



* Data from the 2006-2007 AGR(Enrolment/Age as of the last day in Sept./Dec.)

** Newfoundland Statistics Classification System

*** May include itinerant teachers

District 2 - Western

#048 - St. Theresa's Elementary, Port au Choix

Classification: Rural Community/Western Region**
Offers Distance Education: No

Grades: K-6 Number of Grades: 7

[School FTE PTR : 10.0](#)
[District FTE PTR : 12.1](#)
[Provincial FTE PTR : 13.1](#)

[FTE Teachers](#) *** : 11.0

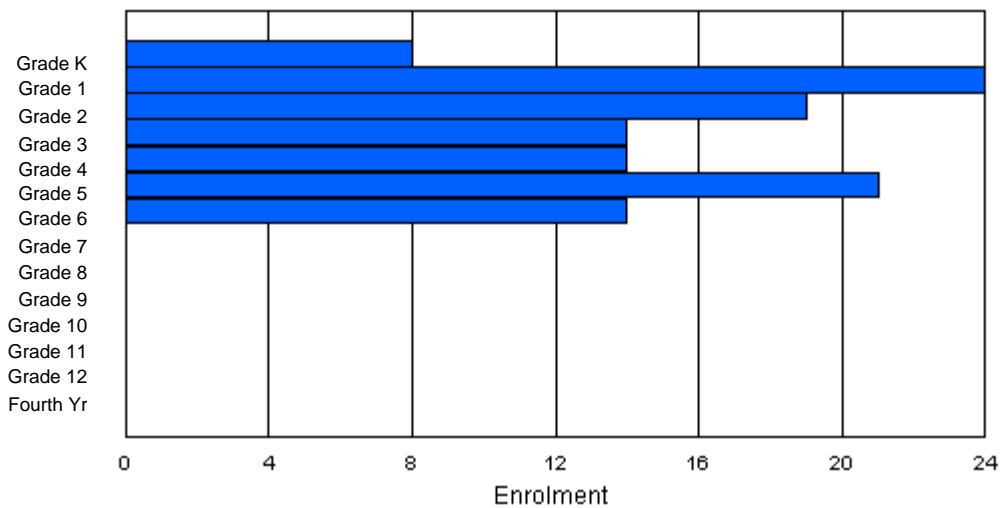
Enrolment By Age and Gender

Gender	Age																Total
	5	6	7	8	9	10	11	12	13	14	15	16	17	18	19	20>	
Male	6	11	6	9	6	10	7	1	0	0	0	0	0	0	0	0	56
Female	3	12	13	5	8	11	5	1	0	0	0	0	0	0	0	0	58
Total	9	23	19	14	14	21	12	2	0	0	0	0	0	0	0	0	114

Enrolment By Grade and Gender

Gender	Grade														Total
	K	1	2	3	4	5	6	7	8	9	10	11	12	4th	
Male	6	11	6	9	6	10	8	0	0	0	0	0	0	0	56
Female	2	13	13	5	8	11	6	0	0	0	0	0	0	0	58
Total	8	24	19	14	14	21	14	0	0	0	0	0	0	0	114

Enrolment By Grade
For 048



* Data from the 2006-2007 AGR(Enrolment/Age as of the last day in Sept./Dec.)

** Newfoundland Statistics Classification System

*** May include itinerant teachers

District 2 - Western

#049 - Pistolet Bay School, Raleigh

Classification: Rural Community/Western Region**
Offers Distance Education: No

Grades: 1-2,5-9

Number of Grades: 7

[School FTE PTR : 4.3](#)

[District FTE PTR : 12.1](#)

[Provincial FTE PTR : 13.1](#)

[FTE Teachers](#) *** : 3.8

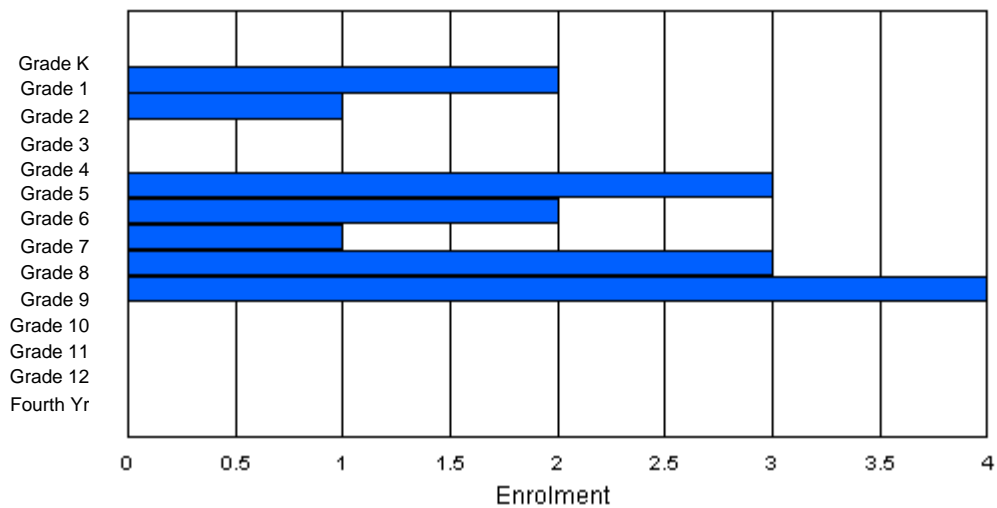
Enrolment By Age and Gender

Gender	Age																Total
	5	6	7	8	9	10	11	12	13	14	15	16	17	18	19	20>	
Male	0	1	0	0	0	1	2	1	1	1	0	0	0	0	0	0	7
Female	0	1	1	0	0	2	0	0	2	3	0	0	0	0	0	0	9
Total	0	2	1	0	0	3	2	1	3	4	0	0	0	0	0	0	16

Enrolment By Grade and Gender

Gender	Grade														Total
	K	1	2	3	4	5	6	7	8	9	10	11	12	4th	
Male	0	1	0	0	0	1	2	1	1	1	0	0	0	0	7
Female	0	1	1	0	0	2	0	0	2	3	0	0	0	0	9
Total	0	2	1	0	0	3	2	1	3	4	0	0	0	0	16

Enrolment By Grade
For 049



* Data from the 2006-2007 AGR(Enrolment/Age as of the last day in Sept./Dec.)

** Newfoundland Statistics Classification System

*** May include itinerant teachers

District 2 - Western

#050 - Basque Memorial, Red Bay

Classification: Rural Community/Labrador Region**
Offers Distance Education: Yes

Grades: K,2-12

Number of Grades: 12

[School FTE PTR : 8.4](#)

[District FTE PTR : 12.1](#)

[Provincial FTE PTR : 13.1](#)

[FTE Teachers](#) *** : 4.0

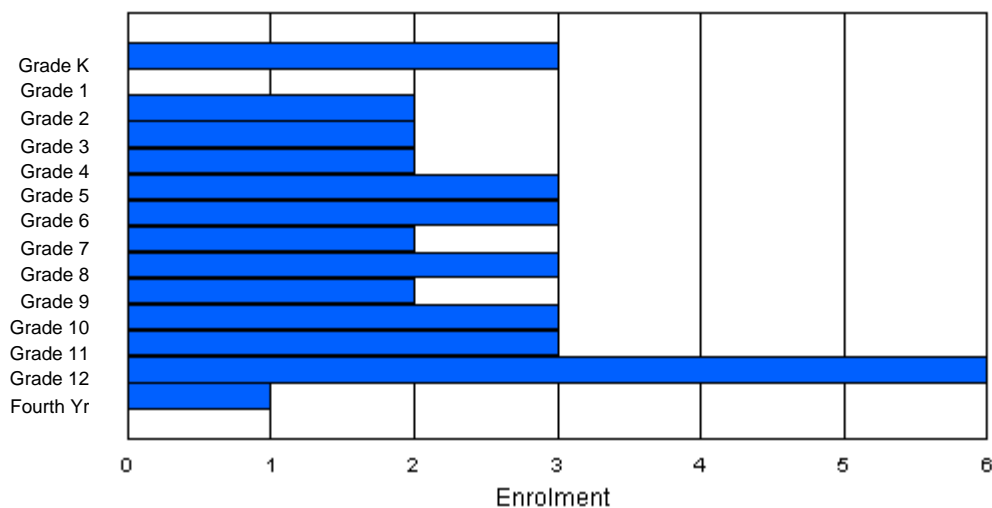
Enrolment By Age and Gender

Gender	Age																	Total
	5	6	7	8	9	10	11	12	13	14	15	16	17	18	19	20>		
Male	2	0	1	1	1	3	1	0	5	1	1	5	2	0	0	0	23	
Female	1	0	1	1	0	1	1	1	0	1	0	1	3	1	0	0	12	
Total	3	0	2	2	1	4	2	1	5	2	1	6	5	1	0	0	35	

Enrolment By Grade and Gender

Gender	Grade															Total
	K	1	2	3	4	5	6	7	8	9	10	11	12	4th		
Male	2	0	1	1	2	2	1	2	3	1	3	2	3	0	23	
Female	1	0	1	1	0	1	2	0	0	1	0	1	3	1	12	
Total	3	0	2	2	2	3	3	2	3	2	3	3	6	1	35	

Enrolment By Grade
For 050



* Data from the 2006-2007 AGR(Enrolment/Age as of the last day in Sept./Dec.)

** Newfoundland Statistics Classification System

*** May include itinerant teachers

District 2 - Western

#052 - Harriot Curtis Collegiate, St. Anthony

Classification: Rural Community/Western Region**
Offers Distance Education: No

Grades: 9-12

Number of Grades: 4

[School FTE PTR : 13.1](#)

[District FTE PTR : 12.1](#)

[Provincial FTE PTR : 13.1](#)

[FTE Teachers](#) *** : 18.0

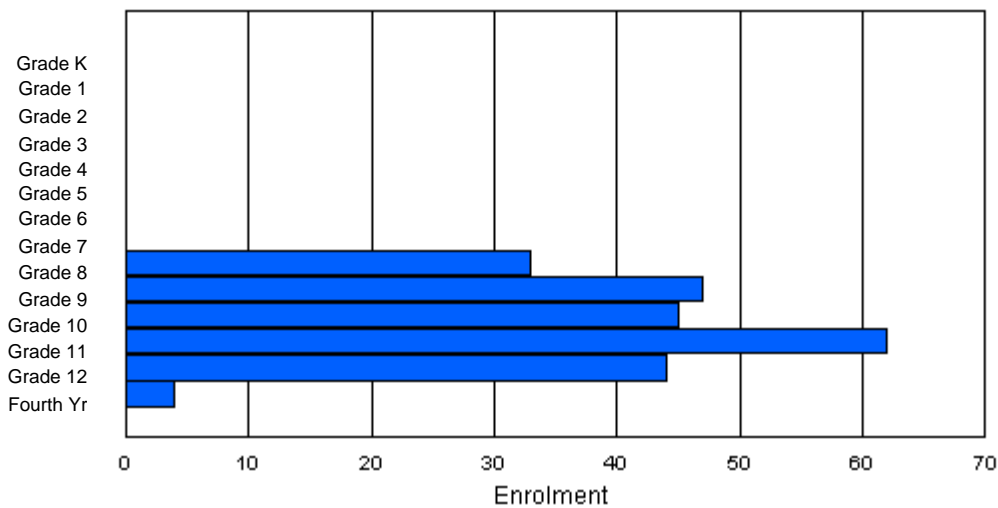
Enrolment By Age and Gender

Gender	Age																	Total
	5	6	7	8	9	10	11	12	13	14	15	16	17	18	19	20>		
Male	0	0	0	0	0	0	0	0	15	23	17	20	27	6	1	1	110	
Female	0	0	0	0	0	0	0	0	17	22	20	33	30	2	1	0	125	
Total	0	0	0	0	0	0	0	0	32	45	37	53	57	8	2	1	235	

Enrolment By Grade and Gender

Gender	Grade															Total
	K	1	2	3	4	5	6	7	8	9	10	11	12	4th		
Male	0	0	0	0	0	0	0	0	16	25	21	24	21	3	110	
Female	0	0	0	0	0	0	0	0	17	22	24	40	21	1	125	
Total	0	0	0	0	0	0	0	0	33	47	45	64	42	4	235	

Enrolment By Grade
For 052



* Data from the 2006-2007 AGR(Enrolment/Age as of the last day in Sept./Dec.)

** Newfoundland Statistics Classification System

*** May include itinerant teachers

District 2 - Western

#053 - St. Anthony Elementary, St. Anthony

Classification: Rural Community/Western Region**
Offers Distance Education: No

Grades: K-7 Number of Grades: 8

[School FTE PTR : 12.8](#)
[District FTE PTR : 12.1](#)
[Provincial FTE PTR : 13.1](#)

[FTE Teachers](#) *** : 18.0

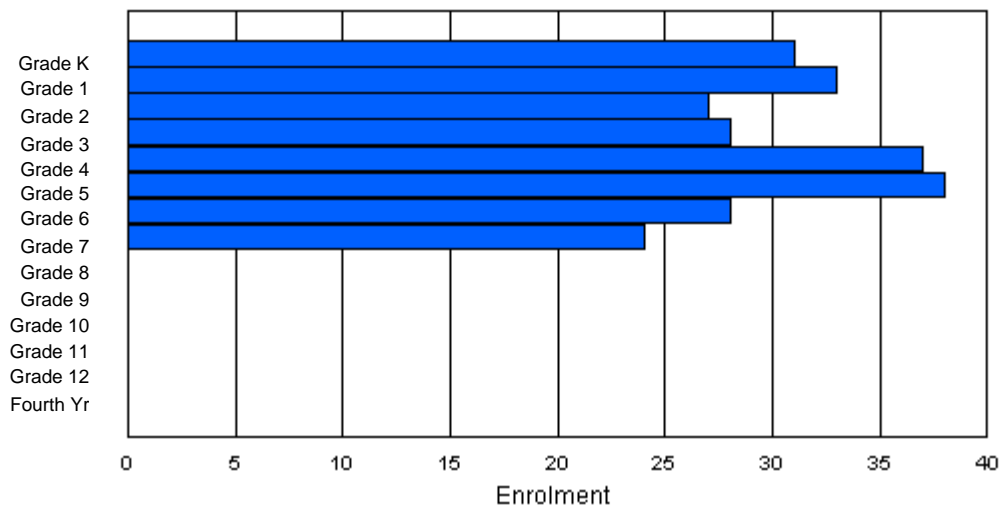
Enrolment By Age and Gender

Gender	Age																Total
	5	6	7	8	9	10	11	12	13	14	15	16	17	18	19	20>	
Male	13	14	13	11	17	20	12	10	1	0	0	0	0	0	0	0	111
Female	18	19	13	16	20	20	16	13	0	0	0	0	0	0	0	0	135
Total	31	33	26	27	37	40	28	23	1	0	0	0	0	0	0	0	246

Enrolment By Grade and Gender

Gender	Grade														Total
	K	1	2	3	4	5	6	7	8	9	10	11	12	4th	
Male	13	14	13	13	16	19	12	11	0	0	0	0	0	0	111
Female	18	19	14	15	21	19	16	13	0	0	0	0	0	0	135
Total	31	33	27	28	37	38	28	24	0	0	0	0	0	0	246

Enrolment By Grade
For 053



* Data from the 2006-2007 AGR(Enrolment/Age as of the last day in Sept./Dec.)

** Newfoundland Statistics Classification System

*** May include itinerant teachers

District 2 - Western

#054 - St. Lewis Academy, St. Lewis

Classification: Rural Community/Labrador Region**
Offers Distance Education: Yes

Grades: K-2,4-12

Number of Grades: 12

[School FTE PTR : 6.7](#)

[District FTE PTR : 12.1](#)

[Provincial FTE PTR : 13.1](#)

[FTE Teachers](#) *** : 7.0

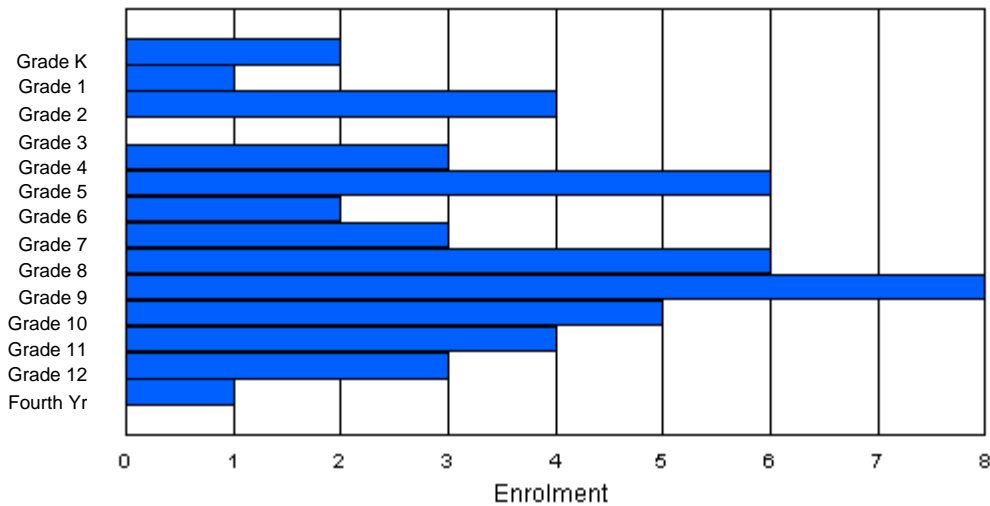
Enrolment By Age and Gender

Gender	Age																
	5	6	7	8	9	10	11	12	13	14	15	16	17	18	19	20>	Total
Male	2	0	2	0	2	2	0	2	3	7	2	2	1	0	0	0	25
Female	0	1	2	0	1	4	2	0	2	3	3	2	2	1	0	0	23
Total	2	1	4	0	3	6	2	2	5	10	5	4	3	1	0	0	48

Enrolment By Grade and Gender

Gender	Grade														
	K	1	2	3	4	5	6	7	8	9	10	11	12	4th	Total
Male	2	0	2	0	2	2	0	3	3	6	2	2	1	0	25
Female	0	1	2	0	1	4	2	0	3	2	3	2	2	1	23
Total	2	1	4	0	3	6	2	3	6	8	5	4	3	1	48

Enrolment By Grade
For 054



* Data from the 2006-2007 AGR(Enrolment/Age as of the last day in Sept./Dec.)

** Newfoundland Statistics Classification System

*** May include itinerant teachers

District 2 - Western

#055 - Our Lady of Labrador, West St. Modeste

Classification: Rural Community/Labrador Region**
Offers Distance Education: Yes

Grades: K-5,7-12 Number of Grades: 12

[School FTE PTR : 8.5](#)
[District FTE PTR : 12.1](#)
[Provincial FTE PTR : 13.1](#)

[FTE Teachers](#) *** : 7.0

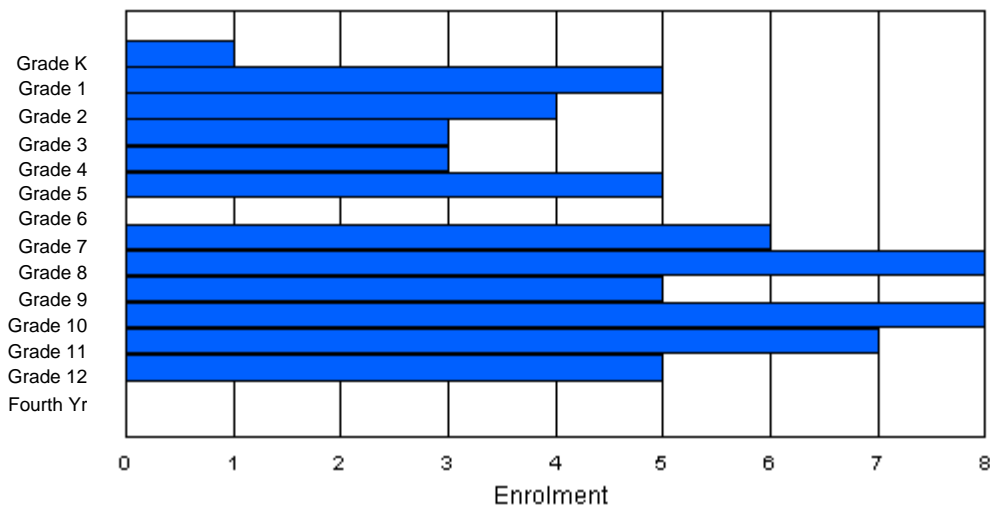
Enrolment By Age and Gender

Gender	Age																Total
	5	6	7	8	9	10	11	12	13	14	15	16	17	18	19	20>	
Male	0	1	0	2	2	4	0	4	2	4	5	2	4	2	0	0	32
Female	1	4	4	1	1	1	0	2	4	3	1	3	3	0	0	0	28
Total	1	5	4	3	3	5	0	6	6	7	6	5	7	2	0	0	60

Enrolment By Grade and Gender

Gender	Grade														Total
	K	1	2	3	4	5	6	7	8	9	10	11	12	4th	
Male	0	1	0	2	2	4	0	4	4	2	7	3	3	0	32
Female	1	4	4	1	1	1	0	2	4	3	1	4	2	0	28
Total	1	5	4	3	3	5	0	6	8	5	8	7	5	0	60

Enrolment By Grade
For 055



* Data from the 2006-2007 AGR(Enrolment/Age as of the last day in Sept./Dec.)

** Newfoundland Statistics Classification System

*** May include itinerant teachers

District 2 - Western

#056 - William's Harbour School, Williams Harbour

Grades: 3,5,7,9 Number of Grades: 4

[FTE Teachers](#) *** : 1.5

Classification: Rural Community/Labrador Region**

Offers Distance Education: No

[School FTE PTR : 3.3](#)

[District FTE PTR : 12.1](#)

[Provincial FTE PTR : 13.1](#)

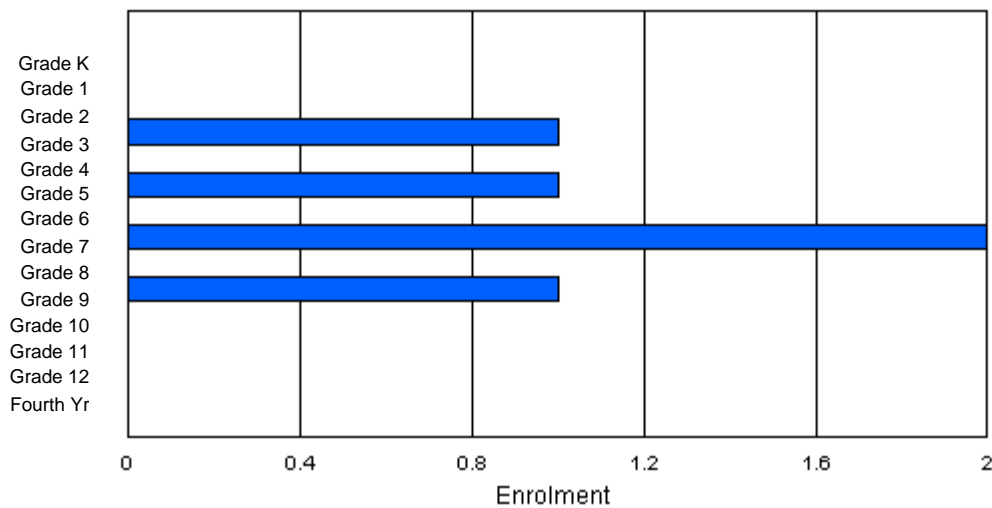
Enrolment By Age and Gender

Gender	Age																Total
	5	6	7	8	9	10	11	12	13	14	15	16	17	18	19	20>	
Male	0	0	0	0	1	0	0	2	0	0	0	0	0	0	0	0	3
Female	0	0	0	1	0	0	0	0	0	1	0	0	0	0	0	0	2
Total	0	0	0	1	1	0	0	2	0	1	0	0	0	0	0	0	5

Enrolment By Grade and Gender

Gender	Grade														Total
	K	1	2	3	4	5	6	7	8	9	10	11	12	4th	
Male	0	0	0	0	0	1	0	2	0	0	0	0	0	0	3
Female	0	0	0	1	0	0	0	0	0	1	0	0	0	0	2
Total	0	0	0	1	0	1	0	2	0	1	0	0	0	0	5

Enrolment By Grade
For 056



* Data from the 2006-2007 AGR(Enrolment/Age as of the last day in Sept./Dec.)

** Newfoundland Statistics Classification System

*** May include itinerant teachers

District 2 - Western

#057 - St. Peter's Academy, Benoit's Cove

Classification: Rural Community/Western Region**
Offers Distance Education: No

Grades: K-9

Number of Grades: 10

[School FTE PTR : 11.4](#)

[District FTE PTR : 12.1](#)

[Provincial FTE PTR : 13.1](#)

[FTE Teachers](#) *** : 16.0

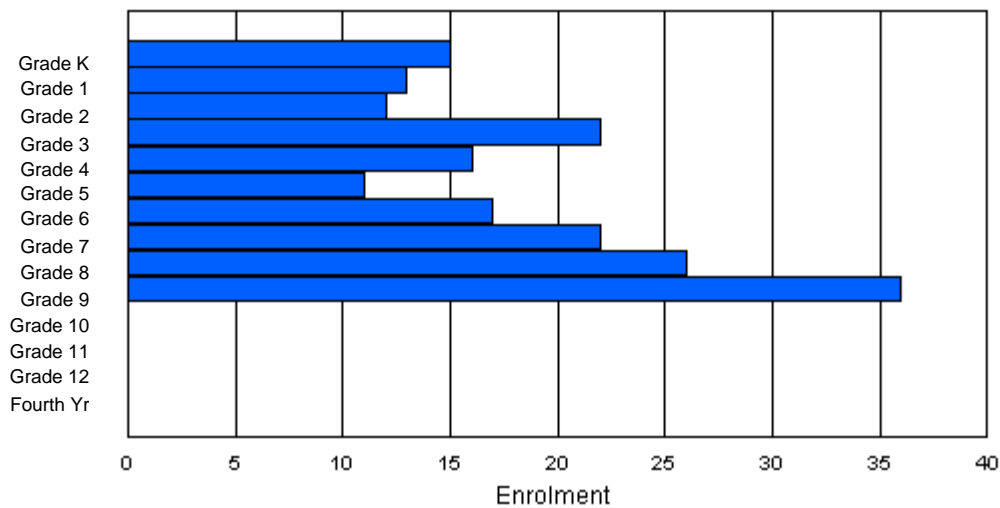
Enrolment By Age and Gender

Gender	Age																Total
	5	6	7	8	9	10	11	12	13	14	15	16	17	18	19	20>	
Male	7	5	3	14	8	7	5	10	13	18	0	1	0	0	0	0	91
Female	8	8	9	7	8	5	11	11	10	20	2	0	0	0	0	0	99
Total	15	13	12	21	16	12	16	21	23	38	2	1	0	0	0	0	190

Enrolment By Grade and Gender

Gender	Grade														Total
	K	1	2	3	4	5	6	7	8	9	10	11	12	4th	
Male	7	5	3	14	9	6	5	12	14	16	0	0	0	0	91
Female	8	8	9	8	7	5	12	10	12	20	0	0	0	0	99
Total	15	13	12	22	16	11	17	22	26	36	0	0	0	0	190

Enrolment By Grade
For 057



* Data from the 2006-2007 AGR(Enrolment/Age as of the last day in Sept./Dec.)

** Newfoundland Statistics Classification System

*** May include itinerant teachers

District 2 - Western

#060 - C.C. Loughlin Elementary, Corner Brook

Grades: K-6 Number of Grades: 7

[FTE Teachers](#) *** : 33.8

Classification: Urban Community/Western Region**
Offers Distance Education: No

[School FTE PTR : 13.9](#)

[District FTE PTR : 12.1](#)

[Provincial FTE PTR : 13.1](#)

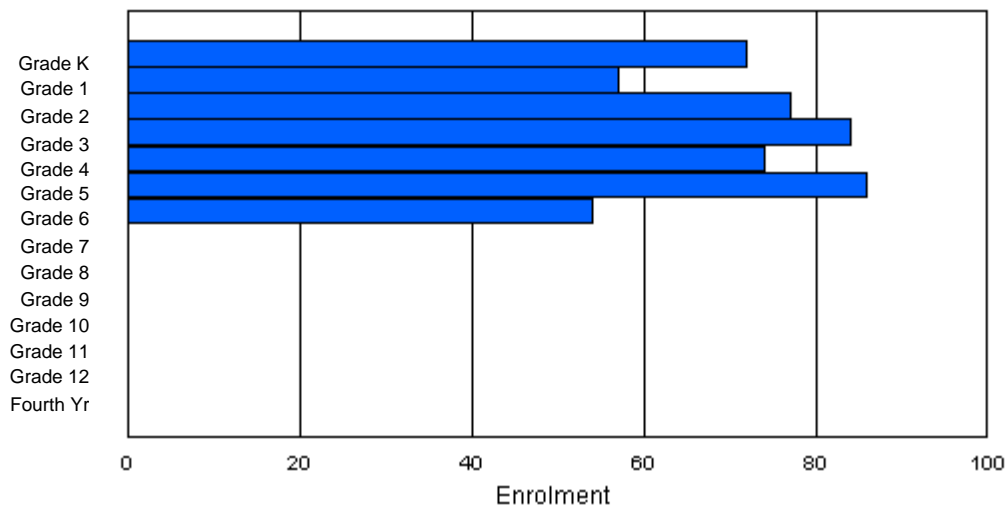
Enrolment By Age and Gender

Gender	Age																Total
	5	6	7	8	9	10	11	12	13	14	15	16	17	18	19	20>	
Male	31	28	34	41	35	48	29	0	0	0	0	0	0	0	0	0	246
Female	40	29	42	45	36	38	28	0	0	0	0	0	0	0	0	0	258
Total	71	57	76	86	71	86	57	0	0	0	0	0	0	0	0	0	504

Enrolment By Grade and Gender

Gender	Grade														Total
	K	1	2	3	4	5	6	7	8	9	10	11	12	4th	
Male	31	29	35	39	38	48	26	0	0	0	0	0	0	0	246
Female	41	28	42	45	36	38	28	0	0	0	0	0	0	0	258
Total	72	57	77	84	74	86	54	0	0	0	0	0	0	0	504

Enrolment By Grade
For 060



* Data from the 2006-2007 AGR(Enrolment/Age as of the last day in Sept./Dec.)

** Newfoundland Statistics Classification System

*** May include itinerant teachers

District 2 - Western

#062 - G.C. Rowe Junior High, Corner Brook

Classification: Urban Community/Western Region**
Offers Distance Education: No

Grades: 7-9 Number of Grades: 3

[School FTE PTR : 15.9](#)
[District FTE PTR : 12.1](#)
[Provincial FTE PTR : 13.1](#)

[FTE Teachers](#) *** : 26.4

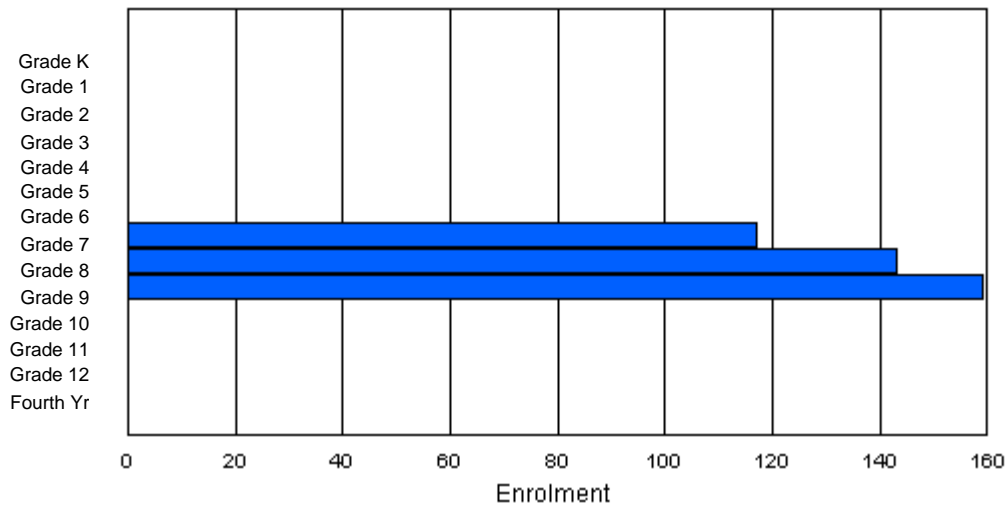
Enrolment By Age and Gender

Gender	Age																Total
	5	6	7	8	9	10	11	12	13	14	15	16	17	18	19	20>	
Male	0	0	0	0	0	0	0	57	71	79	9	0	0	0	0	0	216
Female	0	0	0	0	0	1	2	49	71	79	1	0	0	0	0	0	203
Total	0	0	0	0	0	1	2	106	142	158	10	0	0	0	0	0	419

Enrolment By Grade and Gender

Gender	Grade														Total
	K	1	2	3	4	5	6	7	8	9	10	11	12	4th	
Male	0	0	0	0	0	0	0	62	73	81	0	0	0	0	216
Female	0	0	0	0	0	0	0	55	70	78	0	0	0	0	203
Total	0	0	0	0	0	0	0	117	143	159	0	0	0	0	419

Enrolment By Grade
For 062



* Data from the 2006-2007 AGR(Enrolment/Age as of the last day in Sept./Dec.)

** Newfoundland Statistics Classification System

*** May include itinerant teachers

District 2 - Western

#065 - Humber Elementary, Corner Brook

Classification: Urban Community/Western Region**
Offers Distance Education: No

Grades: K-6

Number of Grades: 7

[School FTE PTR : 14.4](#)

[District FTE PTR : 12.1](#)

[Provincial FTE PTR : 13.1](#)

[FTE Teachers](#) *** : 24.0

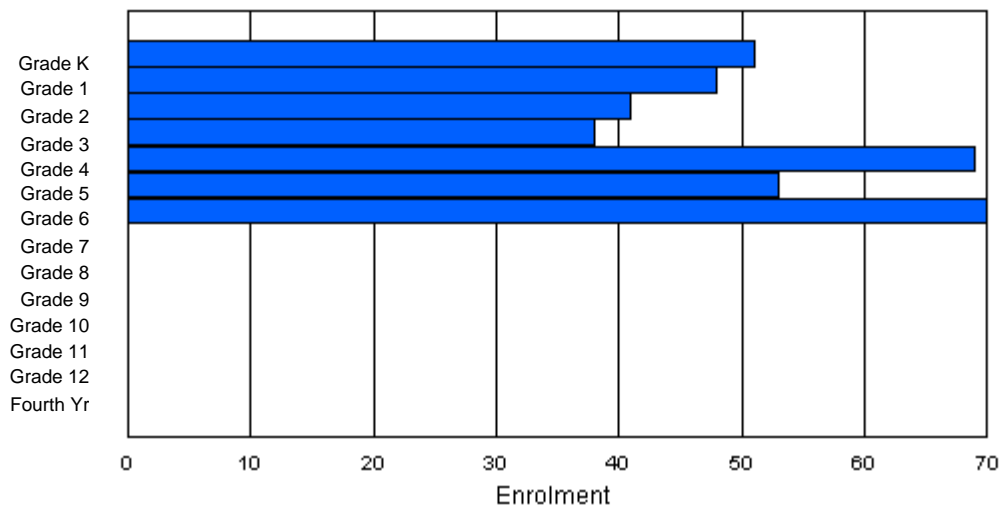
Enrolment By Age and Gender

Gender	Age																Total
	5	6	7	8	9	10	11	12	13	14	15	16	17	18	19	20>	
Male	21	23	18	19	34	25	41	2	0	0	0	0	0	0	0	0	183
Female	30	24	24	19	33	29	27	1	0	0	0	0	0	0	0	0	187
Total	51	47	42	38	67	54	68	3	0	0	0	0	0	0	0	0	370

Enrolment By Grade and Gender

Gender	Grade														Total
	K	1	2	3	4	5	6	7	8	9	10	11	12	4th	
Male	21	23	18	19	36	24	42	0	0	0	0	0	0	0	183
Female	30	25	23	19	33	29	28	0	0	0	0	0	0	0	187
Total	51	48	41	38	69	53	70	0	0	0	0	0	0	0	370

Enrolment By Grade
For 065



* Data from the 2006-2007 AGR(Enrolment/Age as of the last day in Sept./Dec.)

** Newfoundland Statistics Classification System

*** May include itinerant teachers

District 2 - Western

#066 - J.J. Curling Elementary, Corner Brook

Classification: Urban Community/Western Region**
Offers Distance Education: No

Grades: K-6

Number of Grades: 7

[School FTE PTR : 15.2](#)

[District FTE PTR : 12.1](#)

[Provincial FTE PTR : 13.1](#)

[FTE Teachers](#) *** : 23.0

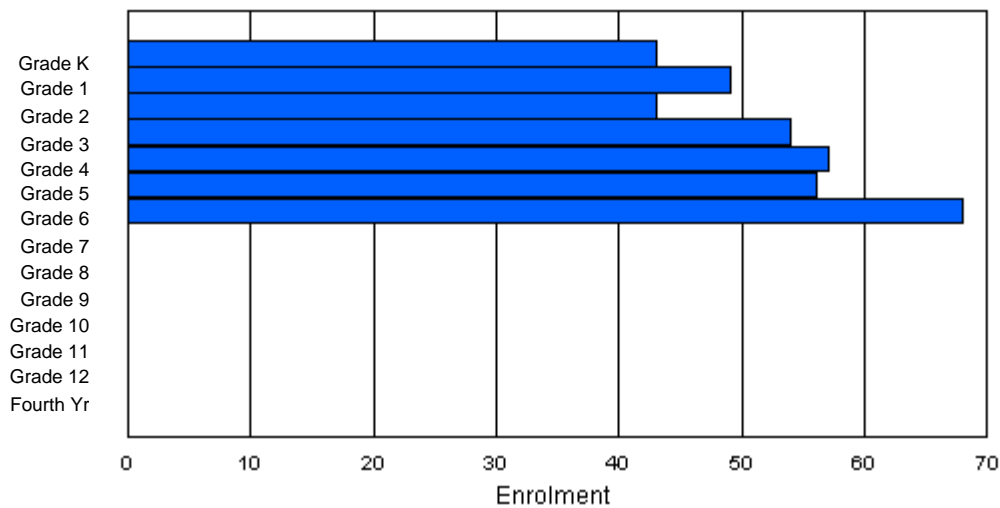
Enrolment By Age and Gender

Gender	Age																Total
	5	6	7	8	9	10	11	12	13	14	15	16	17	18	19	20>	
Male	23	27	21	30	32	34	41	2	0	0	0	0	0	0	0	0	210
Female	20	21	20	25	25	24	25	0	0	0	0	0	0	0	0	0	160
Total	43	48	41	55	57	58	66	2	0	0	0	0	0	0	0	0	370

Enrolment By Grade and Gender

Gender	Grade														Total
	K	1	2	3	4	5	6	7	8	9	10	11	12	4th	
Male	23	28	23	29	32	32	43	0	0	0	0	0	0	0	210
Female	20	21	20	25	25	24	25	0	0	0	0	0	0	0	160
Total	43	49	43	54	57	56	68	0	0	0	0	0	0	0	370

Enrolment By Grade
For 066



* Data from the 2006-2007 AGR(Enrolment/Age as of the last day in Sept./Dec.)

** Newfoundland Statistics Classification System

*** May include itinerant teachers

District 2 - Western

#067 - Presentation Junior High, Corner Brook

Grades: 7-9

Number of Grades: 3

[FTE Teachers](#) *** : 25.0

Classification: Urban Community/Western Region**

Offers Distance Education: No

[School FTE PTR : 15.3](#)

[District FTE PTR : 12.1](#)

[Provincial FTE PTR : 13.1](#)

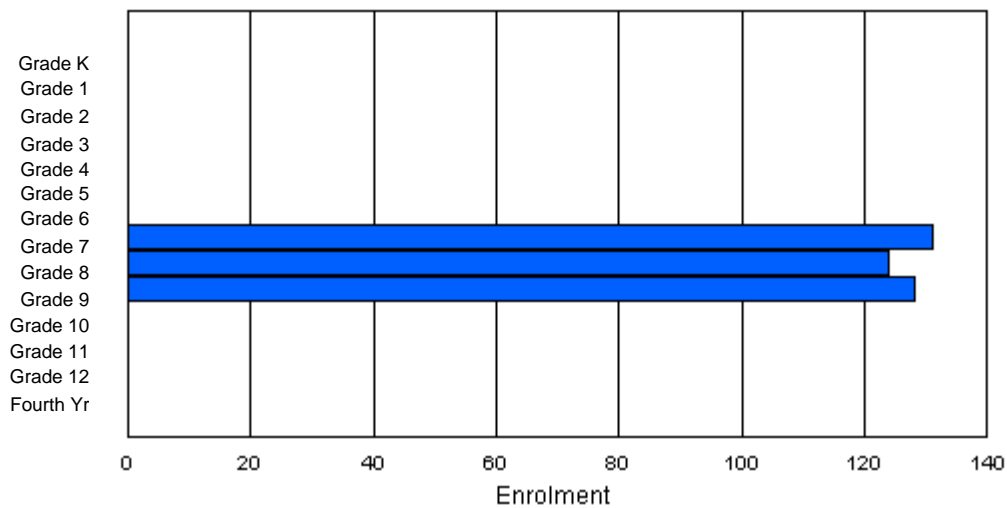
Enrolment By Age and Gender

Gender	Age																Total
	5	6	7	8	9	10	11	12	13	14	15	16	17	18	19	20>	
Male	0	0	0	0	0	0	0	50	62	65	6	1	0	0	0	0	184
Female	0	0	0	0	0	0	1	72	65	58	3	0	0	0	0	0	199
Total	0	0	0	0	0	0	1	122	127	123	9	1	0	0	0	0	383

Enrolment By Grade and Gender

Gender	Grade														Total
	K	1	2	3	4	5	6	7	8	9	10	11	12	4th	
Male	0	0	0	0	0	0	0	56	59	69	0	0	0	0	184
Female	0	0	0	0	0	0	0	75	65	59	0	0	0	0	199
Total	0	0	0	0	0	0	0	131	124	128	0	0	0	0	383

Enrolment By Grade
For 067



* Data from the 2006-2007 AGR(Enrolment/Age as of the last day in Sept./Dec.)

** Newfoundland Statistics Classification System

*** May include itinerant teachers

District 2 - Western

#069 - Sacred Heart Elementary, Corner Brook

Classification: Urban Community/Western Region**
Offers Distance Education: No

Grades: K-6 Number of Grades: 7

[School FTE PTR : 14.8](#)
[District FTE PTR : 12.1](#)
[Provincial FTE PTR : 13.1](#)

[FTE Teachers](#) *** : 17.0

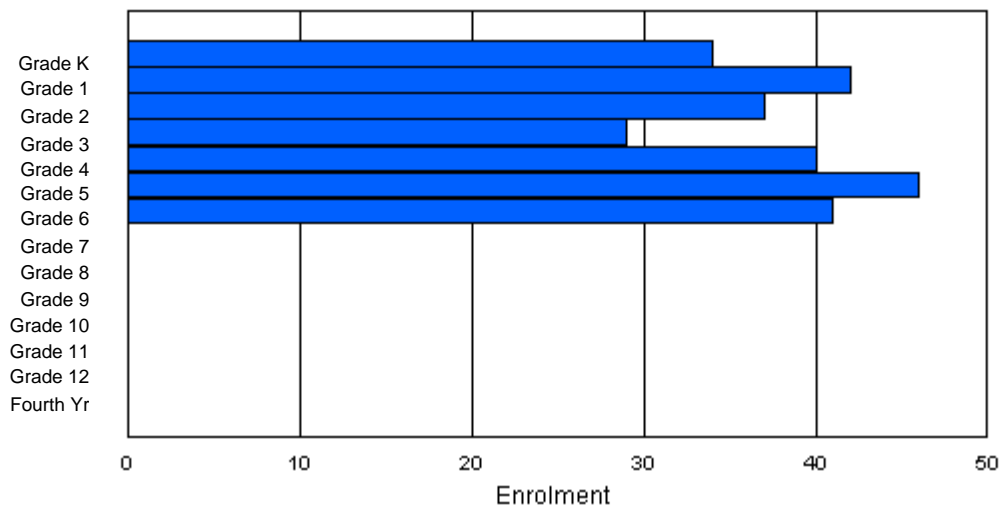
Enrolment By Age and Gender

Gender	Age																Total
	5	6	7	8	9	10	11	12	13	14	15	16	17	18	19	20>	
Male	11	14	19	14	24	14	30	1	0	0	0	0	0	0	0	0	127
Female	23	28	17	13	18	10	33	0	0	0	0	0	0	0	0	0	142
Total	34	42	36	27	42	24	63	1	0	0	0	0	0	0	0	0	269

Enrolment By Grade and Gender

Gender	Grade														Total
	K	1	2	3	4	5	6	7	8	9	10	11	12	4th	
Male	11	14	20	16	22	25	19	0	0	0	0	0	0	0	127
Female	23	28	17	13	18	21	22	0	0	0	0	0	0	0	142
Total	34	42	37	29	40	46	41	0	0	0	0	0	0	0	269

Enrolment By Grade
For 069



* Data from the 2006-2007 AGR(Enrolment/Age as of the last day in Sept./Dec.)

** Newfoundland Statistics Classification System

*** May include itinerant teachers

District 2 - Western

#070 - St. Gerard's Elementary, Corner Brook

Classification: Urban Community/Western Region**
Offers Distance Education: No

Grades: K-6 Number of Grades: 7

[School FTE PTR : 11.3](#)
[District FTE PTR : 12.1](#)
[Provincial FTE PTR : 13.1](#)

[FTE Teachers](#) *** : 11.0

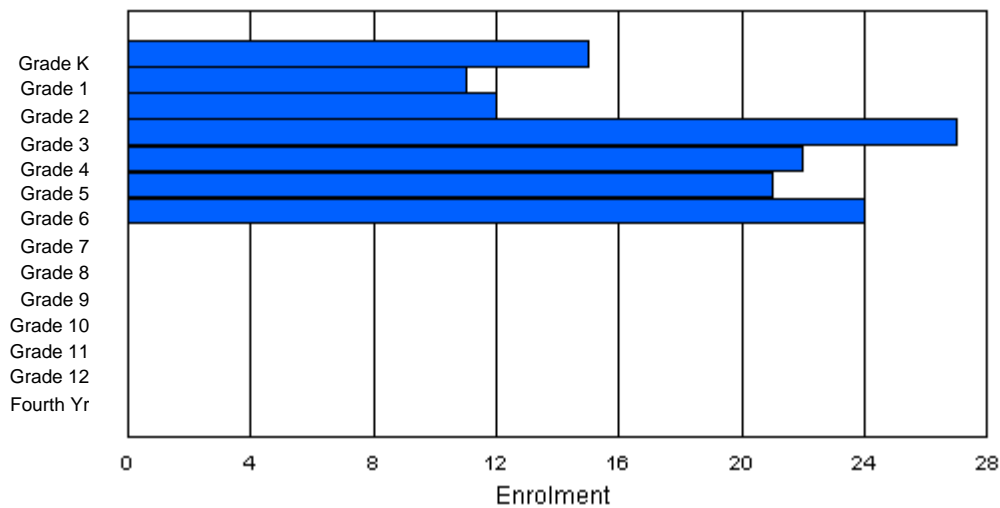
Enrolment By Age and Gender

Gender	Age																Total
	5	6	7	8	9	10	11	12	13	14	15	16	17	18	19	20>	
Male	7	5	7	13	7	8	15	3	0	0	0	0	0	0	0	0	65
Female	8	6	5	14	14	12	8	0	0	0	0	0	0	0	0	0	67
Total	15	11	12	27	21	20	23	3	0	0	0	0	0	0	0	0	132

Enrolment By Grade and Gender

Gender	Grade															Total
	K	1	2	3	4	5	6	7	8	9	10	11	12	4th		
Male	7	5	7	13	8	9	16	0	0	0	0	0	0	0	65	
Female	8	6	5	14	14	12	8	0	0	0	0	0	0	0	67	
Total	15	11	12	27	22	21	24	0	0	0	0	0	0	0	132	

Enrolment By Grade
For 070



* Data from the 2006-2007 AGR(Enrolment/Age as of the last day in Sept./Dec.)

** Newfoundland Statistics Classification System

*** May include itinerant teachers

District 2 - Western

#072 - Holy Cross All Grade School, Daniel's Harbour

Classification: Rural Community/Western Region**
Offers Distance Education: Yes

Grades: K-3,5-12

Number of Grades: 12

[School FTE PTR : 7.7](#)

[District FTE PTR : 12.1](#)

[Provincial FTE PTR : 13.1](#)

[FTE Teachers](#) *** : 7.0

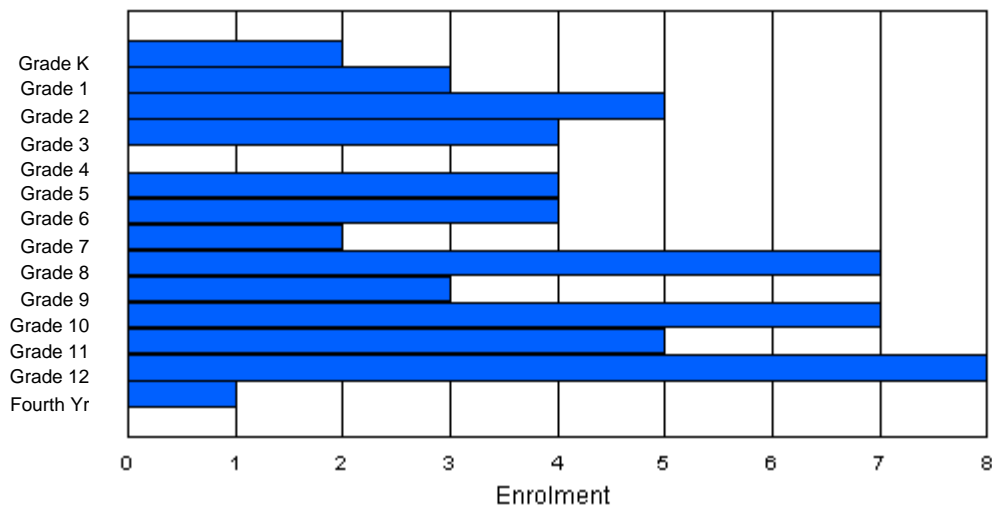
Enrolment By Age and Gender

Gender	Age																Total
	5	6	7	8	9	10	11	12	13	14	15	16	17	18	19	20>	
Male	0	1	2	1	0	3	3	2	2	1	5	4	5	0	1	0	30
Female	2	2	3	3	0	1	0	0	5	0	4	2	2	1	0	0	25
Total	2	3	5	4	0	4	3	2	7	1	9	6	7	1	1	0	55

Enrolment By Grade and Gender

Gender	Grade														Total
	K	1	2	3	4	5	6	7	8	9	10	11	12	4th	
Male	0	1	2	1	0	3	4	2	2	1	5	3	5	1	30
Female	2	2	3	3	0	1	0	0	5	2	2	2	3	0	25
Total	2	3	5	4	0	4	4	2	7	3	7	5	8	1	55

Enrolment By Grade
For 072



* Data from the 2006-2007 AGR(Enrolment/Age as of the last day in Sept./Dec.)

** Newfoundland Statistics Classification System

*** May include itinerant teachers

District 2 - Western

#075 - Hampden Academy, Hampden

Classification: Rural Community/Western Region**
Offers Distance Education: Yes

Grades: K-12

Number of Grades: 13

[School FTE PTR : 8.4](#)

[District FTE PTR : 12.1](#)

[Provincial FTE PTR : 13.1](#)

[FTE Teachers](#) *** : 10.5

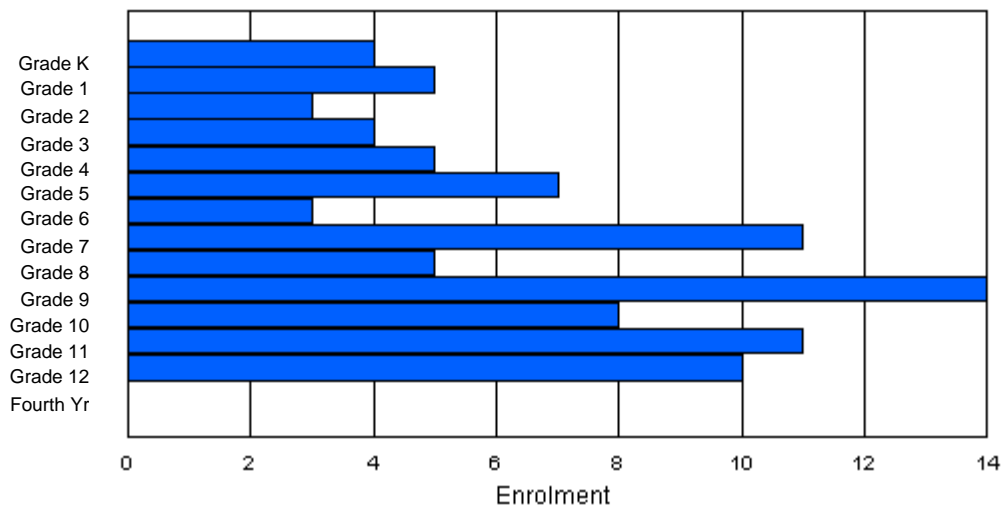
Enrolment By Age and Gender

Gender	Age																	Total
	5	6	7	8	9	10	11	12	13	14	15	16	17	18	19	20>		
Male	1	3	1	1	3	5	3	7	4	4	4	7	5	1	0	0	49	
Female	3	2	2	3	2	2	0	3	2	8	4	4	6	0	0	0	41	
Total	4	5	3	4	5	7	3	10	6	12	8	11	11	1	0	0	90	

Enrolment By Grade and Gender

Gender	Grade															Total
	K	1	2	3	4	5	6	7	8	9	10	11	12	4th		
Male	1	3	1	1	3	5	3	8	3	6	4	6	5	0	49	
Female	3	2	2	3	2	2	0	3	2	8	4	5	5	0	41	
Total	4	5	3	4	5	7	3	11	5	14	8	11	10	0	90	

Enrolment By Grade
For 075



* Data from the 2006-2007 AGR(Enrolment/Age as of the last day in Sept./Dec.)

** Newfoundland Statistics Classification System

*** May include itinerant teachers

District 2 - Western

#079 - St. James All Grade, Lark Harbour

Classification: Rural Community/Western Region**
Offers Distance Education: Yes

Grades: K-12

Number of Grades: 13

[School FTE PTR : 9.6](#)

[District FTE PTR : 12.1](#)

[FTE Teachers](#) *** : 15.5

[Provincial FTE PTR : 13.1](#)

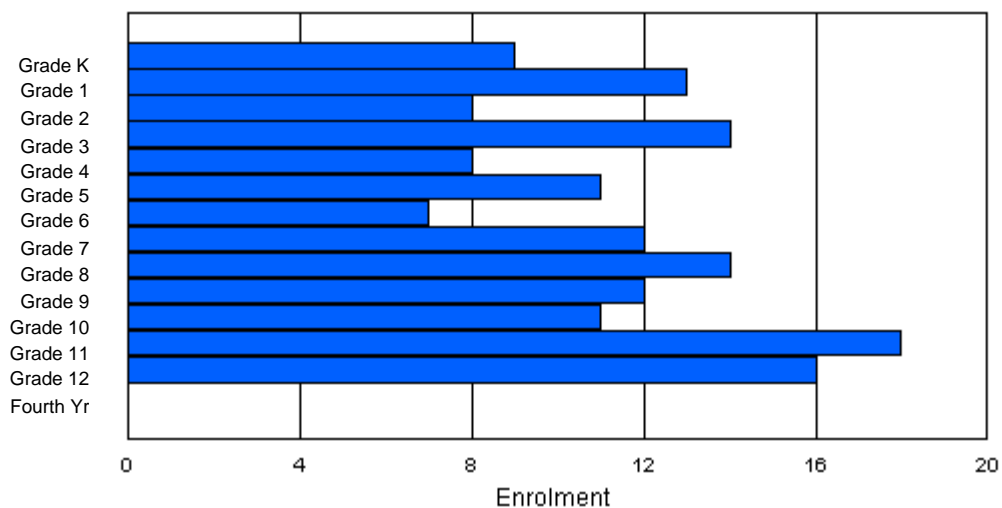
Enrolment By Age and Gender

Gender	Age																Total
	5	6	7	8	9	10	11	12	13	14	15	16	17	18	19	20>	
Male	5	9	3	8	3	8	3	4	7	4	7	8	7	4	1	0	81
Female	4	4	5	6	4	4	4	8	7	7	4	9	5	1	0	72	
Total	9	13	8	14	7	12	7	12	14	11	11	17	12	5	1	0	153

Enrolment By Grade and Gender

Gender	Grade														Total
	K	1	2	3	4	5	6	7	8	9	10	11	12	4th	
Male	5	9	3	8	4	7	3	4	7	5	7	10	9	0	81
Female	4	4	5	6	4	4	4	8	7	7	4	8	7	0	72
Total	9	13	8	14	8	11	7	12	14	12	11	18	16	0	153

Enrolment By Grade
For 079



* Data from the 2006-2007 AGR(Enrolment/Age as of the last day in Sept./Dec.)

** Newfoundland Statistics Classification System

*** May include itinerant teachers

District 2 - Western

#080 - Templeton Academy, Meadows

Classification: Urban Community/Western Region**
Offers Distance Education: No

Grades: K-12

Number of Grades: 13

[School FTE PTR : 14.6](#)

[District FTE PTR : 12.1](#)

[Provincial FTE PTR : 13.1](#)

[FTE Teachers](#) *** : 37.0

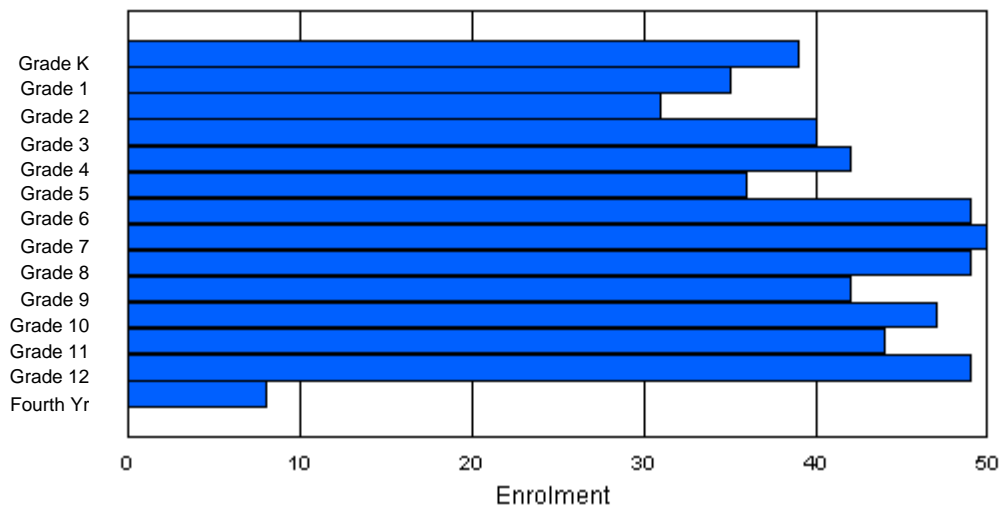
Enrolment By Age and Gender

Gender	Age																Total
	5	6	7	8	9	10	11	12	13	14	15	16	17	18	19	20>	
Male	24	17	15	21	28	19	24	29	19	19	24	25	23	7	0	0	294
Female	15	17	16	18	16	17	22	21	31	18	23	20	20	12	1	0	267
Total	39	34	31	39	44	36	46	50	50	37	47	45	43	19	1	0	561

Enrolment By Grade and Gender

Gender	Grade														Total
	K	1	2	3	4	5	6	7	8	9	10	11	12	4th	
Male	24	18	15	21	27	19	26	29	19	21	26	24	24	1	294
Female	15	17	16	19	15	17	23	21	30	21	21	20	25	7	267
Total	39	35	31	40	42	36	49	50	49	42	47	44	49	8	561

Enrolment By Grade
For 080



* Data from the 2006-2007 AGR(Enrolment/Age as of the last day in Sept./Dec.)

** Newfoundland Statistics Classification System

*** May include itinerant teachers

District 2 - Western

#082 - Pasadena Elementary School, Pasadena

Classification: Rural Community/Western Region**
Offers Distance Education: No

Grades: K-6

Number of Grades: 7

[School FTE PTR : 13.3](#)

[District FTE PTR : 12.1](#)

[Provincial FTE PTR : 13.1](#)

[FTE Teachers](#) *** : 15.6

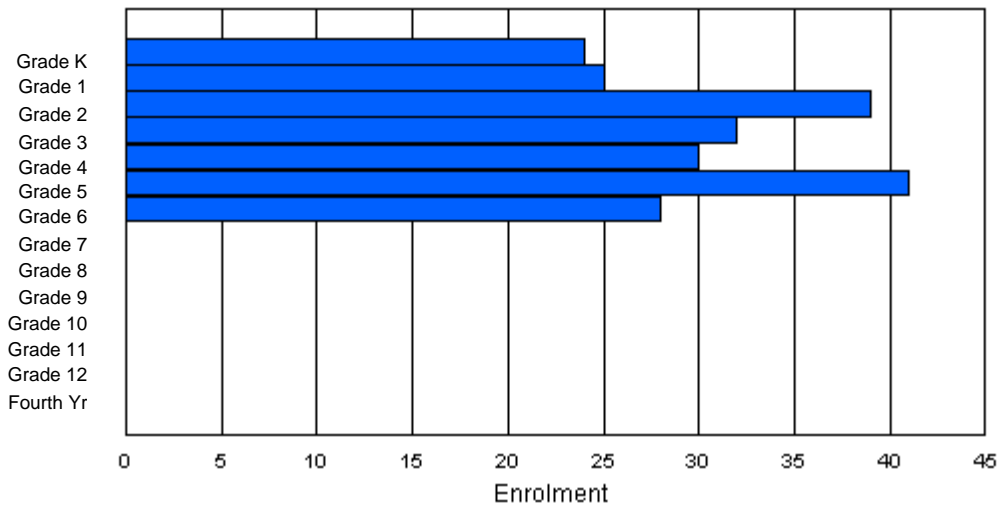
Enrolment By Age and Gender

Gender	Age																Total
	5	6	7	8	9	10	11	12	13	14	15	16	17	18	19	20>	
Male	12	16	24	18	13	25	10	0	0	0	0	0	0	0	0	0	118
Female	10	11	15	13	18	14	20	0	0	0	0	0	0	0	0	0	101
Total	22	27	39	31	31	39	30	0	0	0	0	0	0	0	0	0	219

Enrolment By Grade and Gender

Gender	Grade														Total
	K	1	2	3	4	5	6	7	8	9	10	11	12	4th	
Male	14	14	24	18	13	26	9	0	0	0	0	0	0	0	118
Female	10	11	15	14	17	15	19	0	0	0	0	0	0	0	101
Total	24	25	39	32	30	41	28	0	0	0	0	0	0	0	219

Enrolment By Grade
For 082



* Data from the 2006-2007 AGR(Enrolment/Age as of the last day in Sept./Dec.)

** Newfoundland Statistics Classification System

*** May include itinerant teachers

District 2 - Western

#083 - Pasadena Academy, Pasadena

Classification: Rural Community/Western Region**
Offers Distance Education: No

Grades: 7-12

Number of Grades: 6

[School FTE PTR : 13.6](#)

[District FTE PTR : 12.1](#)

[Provincial FTE PTR : 13.1](#)

[FTE Teachers](#) *** : 19.0

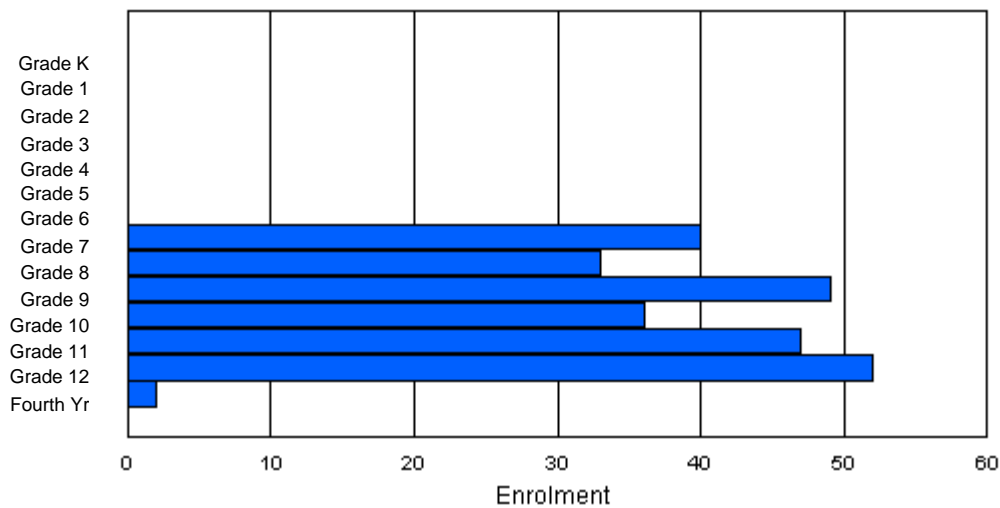
Enrolment By Age and Gender

Gender	Age																Total
	5	6	7	8	9	10	11	12	13	14	15	16	17	18	19	20>	
Male	0	0	0	0	0	0	0	18	24	29	18	22	27	3	1	0	142
Female	0	0	0	0	0	0	0	20	11	14	19	25	25	3	0	0	117
Total	0	0	0	0	0	0	0	38	35	43	37	47	52	6	1	0	259

Enrolment By Grade and Gender

Gender	Grade														Total
	K	1	2	3	4	5	6	7	8	9	10	11	12	4th	
Male	0	0	0	0	0	0	0	20	22	32	17	25	24	2	142
Female	0	0	0	0	0	0	0	20	11	17	19	22	28	0	117
Total	0	0	0	0	0	0	0	40	33	49	36	47	52	2	259

Enrolment By Grade
For 083



* Data from the 2006-2007 AGR(Enrolment/Age as of the last day in Sept./Dec.)

** Newfoundland Statistics Classification System

*** May include itinerant teachers

District 2 - Western

#086 - Gros Morne Academy, Rocky Harbour

Classification: Rural Community/Western Region**
Offers Distance Education: Yes

Grades: K-12

Number of Grades: 13

[School FTE PTR : 13.0](#)

[District FTE PTR : 12.1](#)

[Provincial FTE PTR : 13.1](#)

[FTE Teachers](#) *** : 18.8

Enrolment By Age and Gender

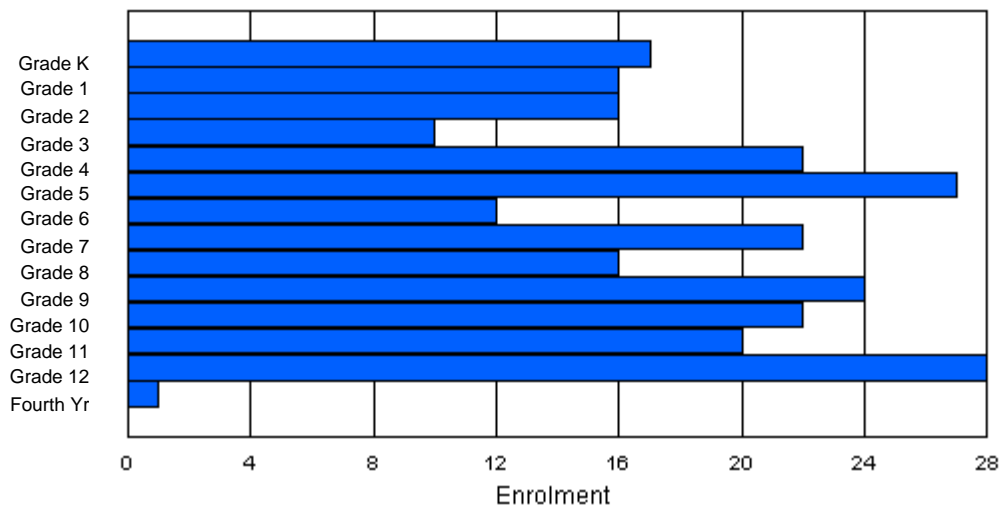
Gender	Age																Total
	5	6	7	8	9	10	11	12	13	14	15	16	17	18	19	20>	
Male	6	6	8	4	13	15	4	9	8	15	10	15	15	5	1	0	134
Female	11	10	8	5	10	12	8	11	9	11	5	10	9	0	0	0	119
Total	17	16	16	9	23	27	12	20	17	26	15	25	24	5	1	0	253

Enrolment By Grade and Gender

Gender	Grade														4th	Total
	K	1	2	3	4	5	6	7	8	9	10	11	12			
Male	6	6	8	5	12	15	4	11	7	13	15	12	19	1	134	
Female	11	10	8	5	10	12	8	11	9	11	7	8	9	0	119	
Total	17	16	16	10	22	27	12	22	16	24	22	20	28	1	253	

Enrolment By Grade

For 086



* Data from the 2006-2007 AGR(Enrolment/Age as of the last day in Sept./Dec.)

** Newfoundland Statistics Classification System

*** May include itinerant teachers

District 2 - Western

#088 - Main River Academy, Pollard's Point

Classification: Rural Community/Western Region**
Offers Distance Education: No

Grades: K-12

Number of Grades: 13

[School FTE PTR : 9.4](#)

[District FTE PTR : 12.1](#)

[Provincial FTE PTR : 13.1](#)

[FTE Teachers](#) *** : 14.0

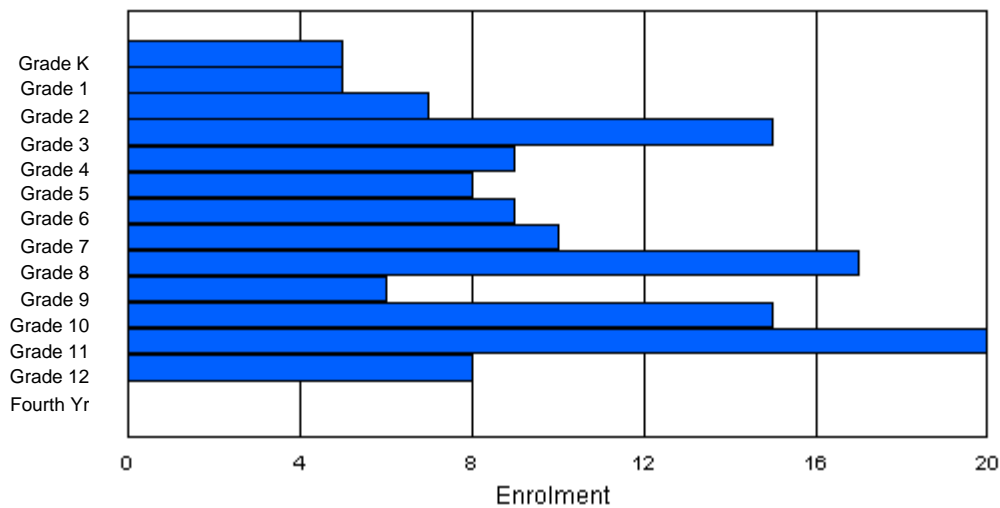
Enrolment By Age and Gender

Gender	Age																	Total
	5	6	7	8	9	10	11	12	13	14	15	16	17	18	19	20>		
Male	1	3	5	2	5	2	1	5	7	4	8	4	6	1	0	0	54	
Female	4	2	2	12	5	6	8	5	10	2	6	14	1	3	0	0	80	
Total	5	5	7	14	10	8	9	10	17	6	14	18	7	4	0	0	134	

Enrolment By Grade and Gender

Gender	Grade															Total
	K	1	2	3	4	5	6	7	8	9	10	11	12	4th		
Male	1	3	5	3	4	2	1	5	7	4	9	6	4	0	54	
Female	4	2	2	12	5	6	8	5	10	2	6	14	4	0	80	
Total	5	5	7	15	9	8	9	10	17	6	15	20	8	0	134	

Enrolment By Grade
For 088



* Data from the 2006-2007 AGR(Enrolment/Age as of the last day in Sept./Dec.)

** Newfoundland Statistics Classification System

*** May include itinerant teachers

District 2 - Western

#089 - Jakeman All Grade, Trout River

Classification: Rural Community/Western Region**
Offers Distance Education: Yes

Grades: K-12

Number of Grades: 13

[School FTE PTR : 9.4](#)

[District FTE PTR : 12.1](#)

[Provincial FTE PTR : 13.1](#)

[FTE Teachers](#) *** : 11.0

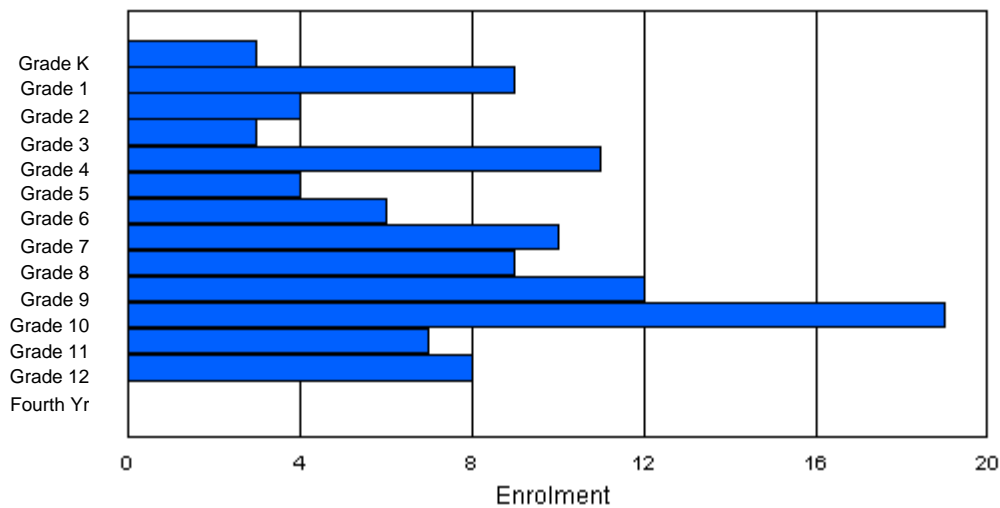
Enrolment By Age and Gender

Gender	Age																	Total
	5	6	7	8	9	10	11	12	13	14	15	16	17	18	19	20>		
Male	1	5	3	0	6	2	3	3	4	5	9	8	4	0	0	0	53	
Female	2	4	1	3	5	2	3	4	5	6	5	7	5	0	0	0	52	
Total	3	9	4	3	11	4	6	7	9	11	14	15	9	0	0	0	105	

Enrolment By Grade and Gender

Gender	Grade															Total
	K	1	2	3	4	5	6	7	8	9	10	11	12	4th		
Male	1	5	3	0	6	2	3	5	4	7	11	2	4	0	53	
Female	2	4	1	3	5	2	3	5	5	5	8	5	4	0	52	
Total	3	9	4	3	11	4	6	10	9	12	19	7	8	0	105	

Enrolment By Grade
For 089



* Data from the 2006-2007 AGR(Enrolment/Age as of the last day in Sept./Dec.)

** Newfoundland Statistics Classification System

*** May include itinerant teachers

District 2 - Western

#091 - Burgeo Academy, Burgeo

Classification: Rural Community/Southern Region**
Offers Distance Education: Yes

Grades: K-12

Number of Grades: 13

[School FTE PTR : 10.6](#)

[District FTE PTR : 12.1](#)

[Provincial FTE PTR : 13.1](#)

[FTE Teachers](#) *** : 16.0

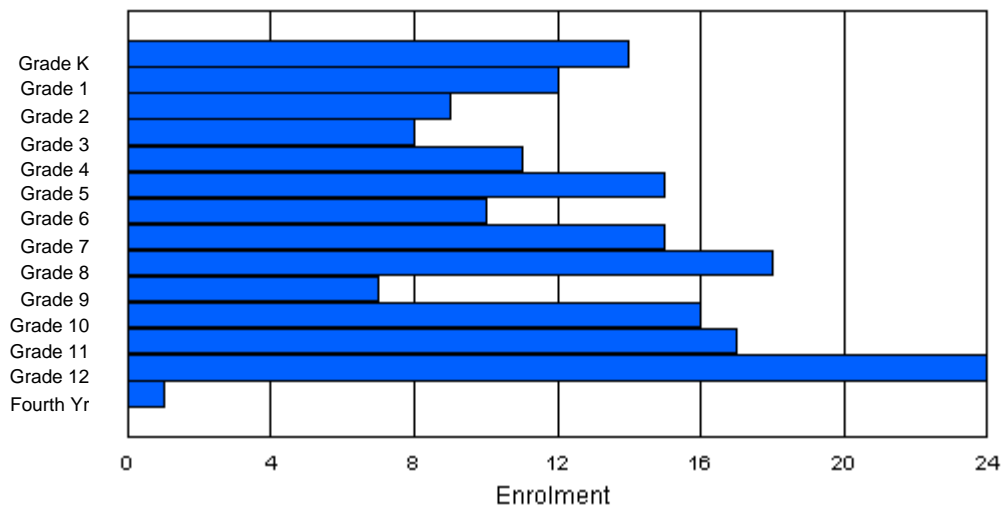
Enrolment By Age and Gender

Gender	Age																	Total
	5	6	7	8	9	10	11	12	13	14	15	16	17	18	19	20>		
Male	6	3	4	8	4	8	10	8	10	5	4	10	12	1	0	0	93	
Female	8	9	4	2	6	7	0	7	8	2	11	8	12	0	0	0	84	
Total	14	12	8	10	10	15	10	15	18	7	15	18	24	1	0	0	177	

Enrolment By Grade and Gender

Gender	Grade														Total
	K	1	2	3	4	5	6	7	8	9	10	11	12	4th	
Male	6	3	5	6	5	8	10	8	10	5	5	9	12	1	93
Female	8	9	4	2	6	7	0	7	8	2	11	8	12	0	84
Total	14	12	9	8	11	15	10	15	18	7	16	17	24	1	177

Enrolment By Grade
For 091



* Data from the 2006-2007 AGR(Enrolment/Age as of the last day in Sept./Dec.)

** Newfoundland Statistics Classification System

*** May include itinerant teachers

District 2 - Western

#092 - Grandy's River Collegiate, Burnt Islands

Classification: Rural Community/Southern Region**
Offers Distance Education: Yes

Grades: K-12 Number of Grades: 13

[School FTE PTR : 9.3](#)
[District FTE PTR : 12.1](#)
[Provincial FTE PTR : 13.1](#)

[FTE Teachers](#) *** : 18.0

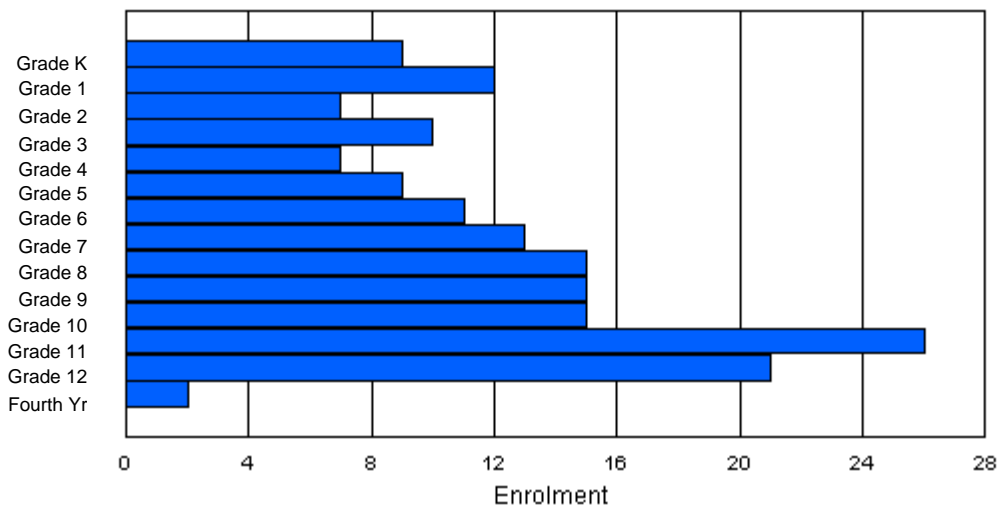
Enrolment By Age and Gender

Gender	Age																	Total
	5	6	7	8	9	10	11	12	13	14	15	16	17	18	19	20>		
Male	6	6	3	4	4	8	6	6	9	8	11	17	11	3	0	0	102	
Female	3	6	4	6	1	3	4	8	4	9	1	11	10	0	0	70		
Total	9	12	7	10	5	11	10	14	13	17	12	28	21	3	0	0	172	

Enrolment By Grade and Gender

Gender	Grade															Total
	K	1	2	3	4	5	6	7	8	9	10	11	12	4th		
Male	6	6	3	4	6	6	6	6	11	6	14	15	11	2	102	
Female	3	6	4	6	1	3	5	7	4	9	1	11	10	0	70	
Total	9	12	7	10	7	9	11	13	15	15	15	26	21	2	172	

Enrolment By Grade
For 092



* Data from the 2006-2007 AGR(Enrolment/Age as of the last day in Sept./Dec.)

** Newfoundland Statistics Classification System

*** May include itinerant teachers

District 2 - Western

#096 - Our Lady of the Cape School, Cape St. George

Classification: Rural Community/Western Region**
Offers Distance Education: No

Grades: K-8

Number of Grades: 9

[School FTE PTR : 8.1](#)

[District FTE PTR : 12.1](#)

[Provincial FTE PTR : 13.1](#)

[FTE Teachers](#) *** : 7.5

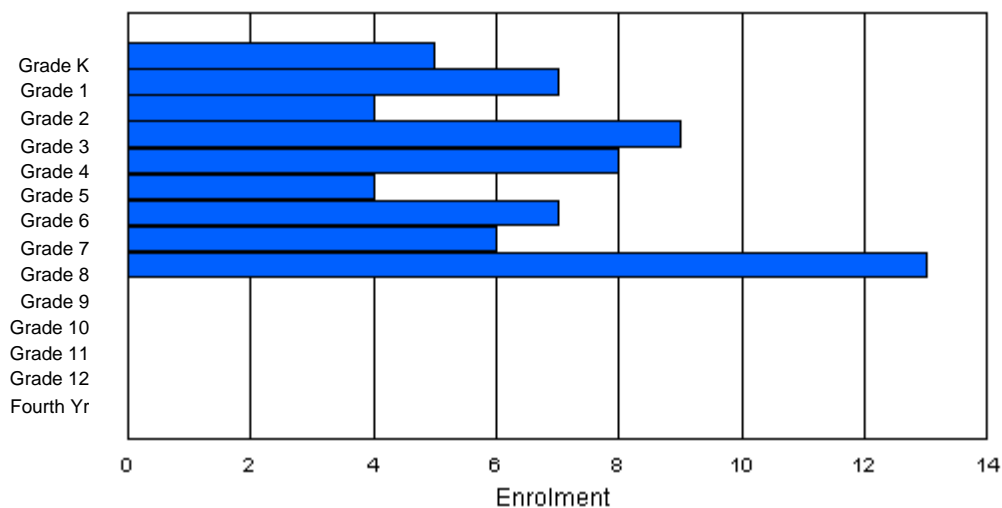
Enrolment By Age and Gender

Gender	Age																Total
	5	6	7	8	9	10	11	12	13	14	15	16	17	18	19	20>	
Male	2	3	1	3	4	3	4	4	4	0	1	0	0	0	0	0	29
Female	3	4	3	5	4	1	2	4	7	1	0	0	0	0	0	0	34
Total	5	7	4	8	8	4	6	8	11	1	1	0	0	0	0	0	63

Enrolment By Grade and Gender

Gender	Grade														Total
	K	1	2	3	4	5	6	7	8	9	10	11	12	4th	
Male	2	3	1	4	4	3	4	3	5	0	0	0	0	0	29
Female	3	4	3	5	4	1	3	3	8	0	0	0	0	0	34
Total	5	7	4	9	8	4	7	6	13	0	0	0	0	0	63

Enrolment By Grade
For 096



* Data from the 2006-2007 AGR(Enrolment/Age as of the last day in Sept./Dec.)

** Newfoundland Statistics Classification System

*** May include itinerant teachers

District 2 - Western

#097 - St. James' Elementary, Channel-Port Aux Basques

Classification: Rural Community/Southern Region**
Offers Distance Education: No

Grades: K-6

Number of Grades: 7

[School FTE PTR : 13.3](#)

[District FTE PTR : 12.1](#)

[Provincial FTE PTR : 13.1](#)

[FTE Teachers](#) *** : 22.8

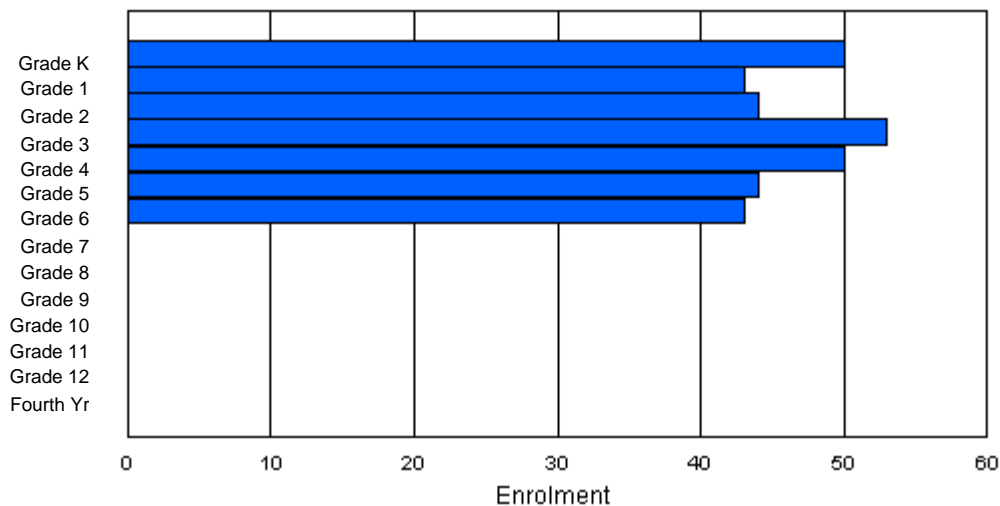
Enrolment By Age and Gender

Gender	Age																Total
	5	6	7	8	9	10	11	12	13	14	15	16	17	18	19	20>	
Male	32	15	20	32	25	26	17	4	0	0	0	0	0	0	0	0	171
Female	26	19	25	21	24	26	15	0	0	0	0	0	0	0	0	0	156
Total	58	34	45	53	49	52	32	4	0	0	0	0	0	0	0	0	327

Enrolment By Grade and Gender

Gender	Grade														Total
	K	1	2	3	4	5	6	7	8	9	10	11	12	4th	
Male	31	17	19	32	26	24	22	0	0	0	0	0	0	0	171
Female	19	26	25	21	24	20	21	0	0	0	0	0	0	0	156
Total	50	43	44	53	50	44	43	0	0	0	0	0	0	0	327

Enrolment By Grade
For 097



* Data from the 2006-2007 AGR(Enrolment/Age as of the last day in Sept./Dec.)

** Newfoundland Statistics Classification System

*** May include itinerant teachers

District 2 - Western

#099 - St. James' Regional High School, Channel-Port Aux Basques

Classification: Rural Community/Southern Region**
Offers Distance Education: No

Grades: 7-12

Number of Grades: 6

[School FTE PTR : 15.1](#)

[District FTE PTR : 12.1](#)

[Provincial FTE PTR : 13.1](#)

[FTE Teachers](#) *** : 26.5

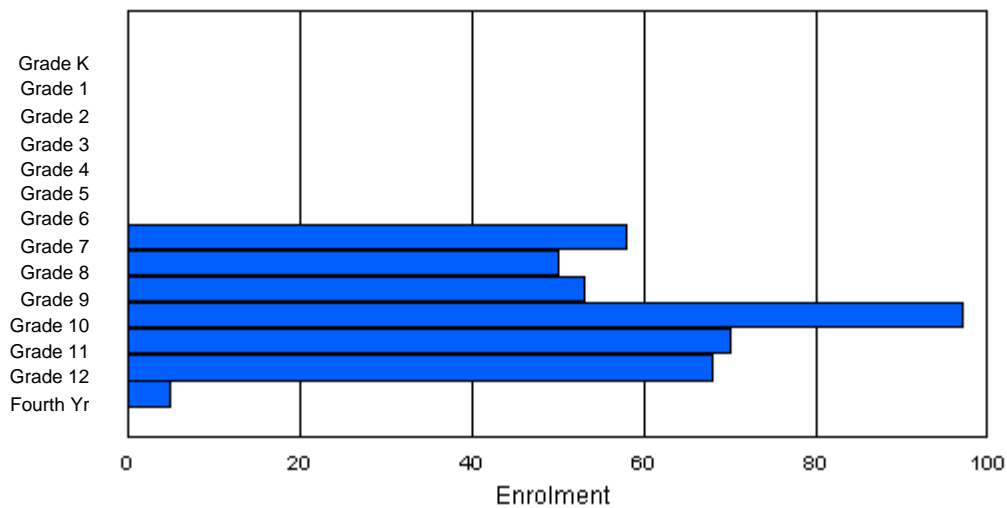
Enrolment By Age and Gender

Gender	Age																Total
	5	6	7	8	9	10	11	12	13	14	15	16	17	18	19	20>	
Male	0	0	0	0	1	1	1	28	25	22	41	34	40	6	1	0	200
Female	0	0	1	1	0	0	0	26	19	34	39	41	31	9	0	0	201
Total	0	0	1	1	1	1	1	54	44	56	80	75	71	15	1	0	401

Enrolment By Grade and Gender

Gender	Grade														Total
	K	1	2	3	4	5	6	7	8	9	10	11	12	4th	
Male	0	0	0	0	0	0	0	30	27	23	53	29	37	1	200
Female	0	0	0	0	0	0	0	28	23	30	44	41	31	4	201
Total	0	0	0	0	0	0	0	58	50	53	97	70	68	5	401

Enrolment By Grade
For 099



* Data from the 2006-2007 AGR(Enrolment/Age as of the last day in Sept./Dec.)

** Newfoundland Statistics Classification System

*** May include itinerant teachers

District 2 - Western

#101 - Grand Bruit AG, Grand Bruit

Grades: 9

Number of Grades: 1

[FTE Teachers](#) *** : 1.0

Classification: Rural Community/Southern Region**

Offers Distance Education: No

[School FTE PTR : 2.0](#)

[District FTE PTR : 12.1](#)

[Provincial FTE PTR : 13.1](#)

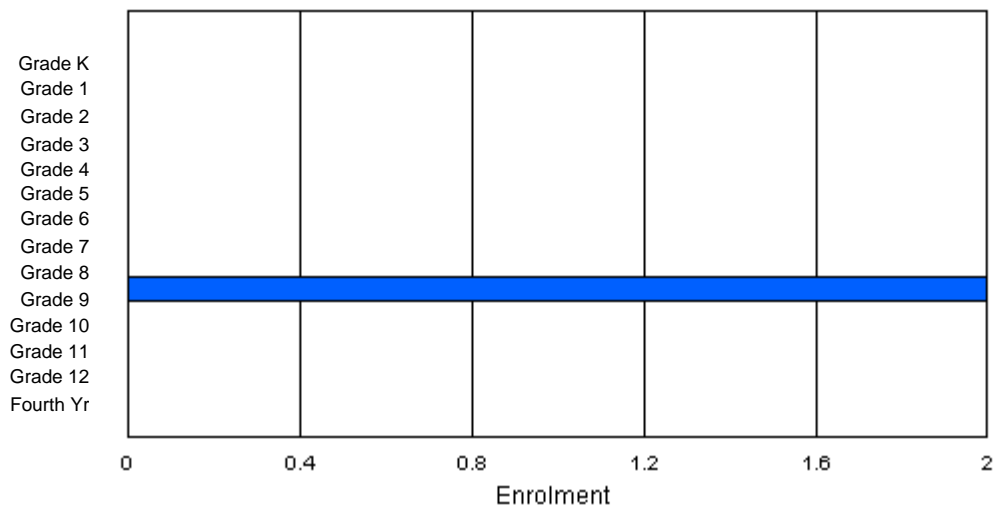
Enrolment By Age and Gender

Gender	Age																Total
	5	6	7	8	9	10	11	12	13	14	15	16	17	18	19	20>	
Male	0	0	0	0	0	0	0	0	0	1	0	0	0	0	0	0	1
Female	0	0	0	0	0	0	0	0	0	1	0	0	0	0	0	0	1
Total	0	0	0	0	0	0	0	0	0	2	0	0	0	0	0	0	2

Enrolment By Grade and Gender

Gender	Grade														Total
	K	1	2	3	4	5	6	7	8	9	10	11	12	4th	
Male	0	0	0	0	0	0	0	0	0	1	0	0	0	0	1
Female	0	0	0	0	0	0	0	0	0	1	0	0	0	0	1
Total	0	0	0	0	0	0	0	0	0	2	0	0	0	0	2

Enrolment By Grade
For 101



* Data from the 2006-2007 AGR(Enrolment/Age as of the last day in Sept./Dec.)

** Newfoundland Statistics Classification System

*** May include itinerant teachers

District 2 - Western

#102 - All Saints All-Grade, Grey River

Classification: Rural Community/Southern Region**
Offers Distance Education: Yes

Grades: 2-4,6-10,12 Number of Grades: 9

[School FTE PTR : 5.0](#)
[District FTE PTR : 12.1](#)
[Provincial FTE PTR : 13.1](#)

[FTE Teachers](#) *** : 3.0

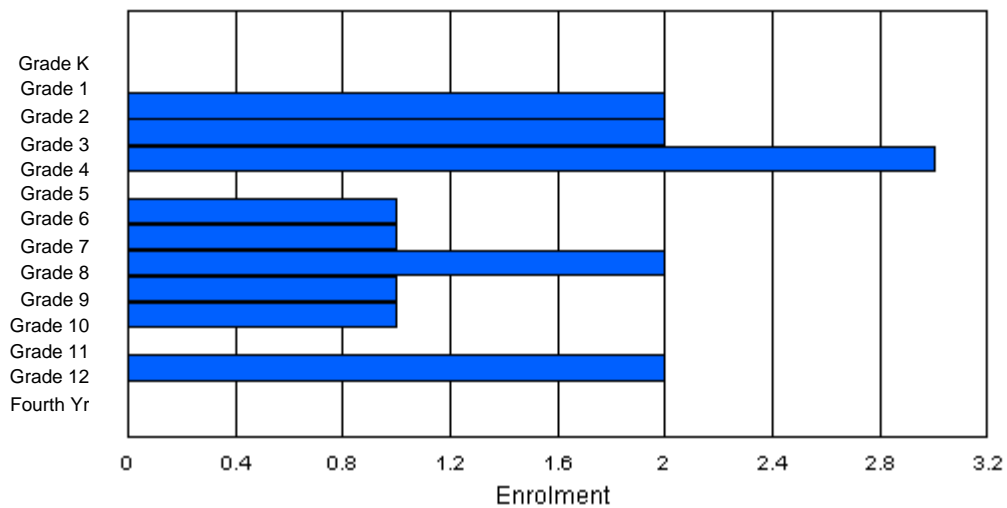
Enrolment By Age and Gender

Gender	Age																Total
	5	6	7	8	9	10	11	12	13	14	15	16	17	18	19	20>	
Male	0	0	2	1	1	0	0	1	1	0	0	0	1	0	0	0	7
Female	0	0	0	1	2	0	1	0	1	1	1	0	1	0	0	0	8
Total	0	0	2	2	3	0	1	1	2	1	1	0	2	0	0	0	15

Enrolment By Grade and Gender

Gender	Grade														Total
	K	1	2	3	4	5	6	7	8	9	10	11	12	4th	
Male	0	0	2	1	1	0	0	1	1	0	0	0	1	0	7
Female	0	0	0	1	2	0	1	0	1	1	1	0	1	0	8
Total	0	0	2	2	3	0	1	1	2	1	1	0	2	0	15

Enrolment By Grade
For 102



* Data from the 2006-2007 AGR(Enrolment/Age as of the last day in Sept./Dec.)

** Newfoundland Statistics Classification System

*** May include itinerant teachers

District 2 - Western

#103 - LeGallais Memorial, Isle aux Morts

Classification: Rural Community/Southern Region**
Offers Distance Education: No

Grades: K-9 Number of Grades: 10

[School FTE PTR : 8.7](#)
[District FTE PTR : 12.1](#)
[Provincial FTE PTR : 13.1](#)

[FTE Teachers](#) *** : 7.0

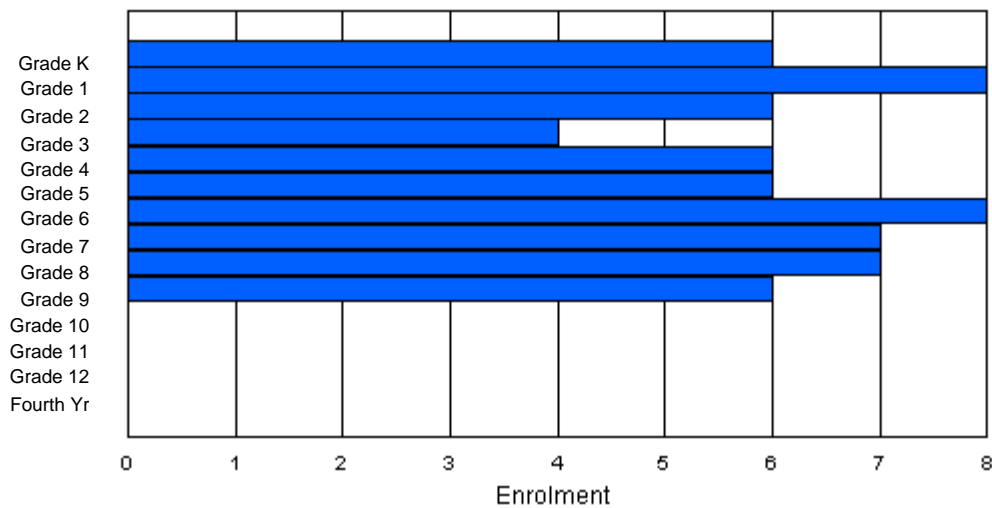
Enrolment By Age and Gender

Gender	Age																Total
	5	6	7	8	9	10	11	12	13	14	15	16	17	18	19	20>	
Male	4	3	2	2	4	2	7	2	5	3	0	0	0	0	0	0	34
Female	2	5	4	2	2	4	1	4	3	3	0	0	0	0	0	0	30
Total	6	8	6	4	6	6	8	6	8	6	0	0	0	0	0	0	64

Enrolment By Grade and Gender

Gender	Grade														Total
	K	1	2	3	4	5	6	7	8	9	10	11	12	4th	
Male	4	3	2	2	4	2	7	2	5	3	0	0	0	0	34
Female	2	5	4	2	2	4	1	5	2	3	0	0	0	0	30
Total	6	8	6	4	6	6	8	7	7	6	0	0	0	0	64

Enrolment By Grade
For 103



* Data from the 2006-2007 AGR(Enrolment/Age as of the last day in Sept./Dec.)

** Newfoundland Statistics Classification System

*** May include itinerant teachers

District 2 - Western

#104 - Douglas Academy, La Poile

Classification: Rural Community/Southern Region**
Offers Distance Education: Yes

Grades: 2,4,7

Number of Grades: 3

[School FTE PTR : 8.0](#)

[District FTE PTR : 12.1](#)

[Provincial FTE PTR : 13.1](#)

[FTE Teachers](#) *** : 1.0

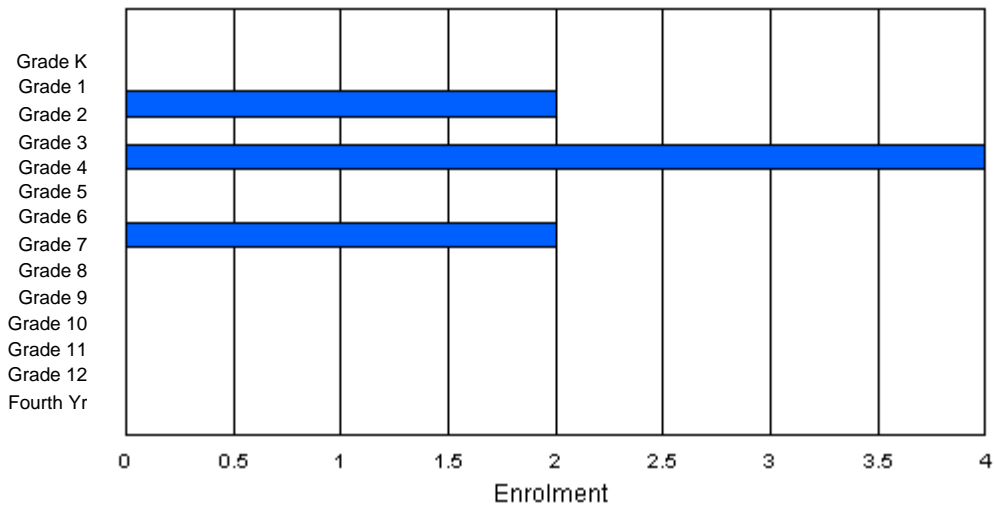
Enrolment By Age and Gender

Gender	Age																Total
	5	6	7	8	9	10	11	12	13	14	15	16	17	18	19	20>	
Male	0	0	2	0	1	0	0	1	0	0	0	0	0	0	0	0	4
Female	0	0	0	0	3	0	0	1	0	0	0	0	0	0	0	0	4
Total	0	0	2	0	4	0	0	2	0	0	0	0	0	0	0	0	8

Enrolment By Grade and Gender

Gender	Grade														Total
	K	1	2	3	4	5	6	7	8	9	10	11	12	4th	
Male	0	0	2	0	1	0	0	1	0	0	0	0	0	0	4
Female	0	0	0	0	3	0	0	1	0	0	0	0	0	0	4
Total	0	0	2	0	4	0	0	2	0	0	0	0	0	0	8

Enrolment By Grade
For 104



* Data from the 2006-2007 AGR(Enrolment/Age as of the last day in Sept./Dec.)

** Newfoundland Statistics Classification System

*** May include itinerant teachers

District 2 - Western

#106 - Lourdes Elementary, Lourdes

Grades: K-8

Number of Grades: 9

[FTE Teachers](#) *** : 18.0

Classification: Rural Community/Western Region**

Offers Distance Education: No

[School FTE PTR : 12.6](#)

[District FTE PTR : 12.1](#)

[Provincial FTE PTR : 13.1](#)

Enrolment By Age and Gender

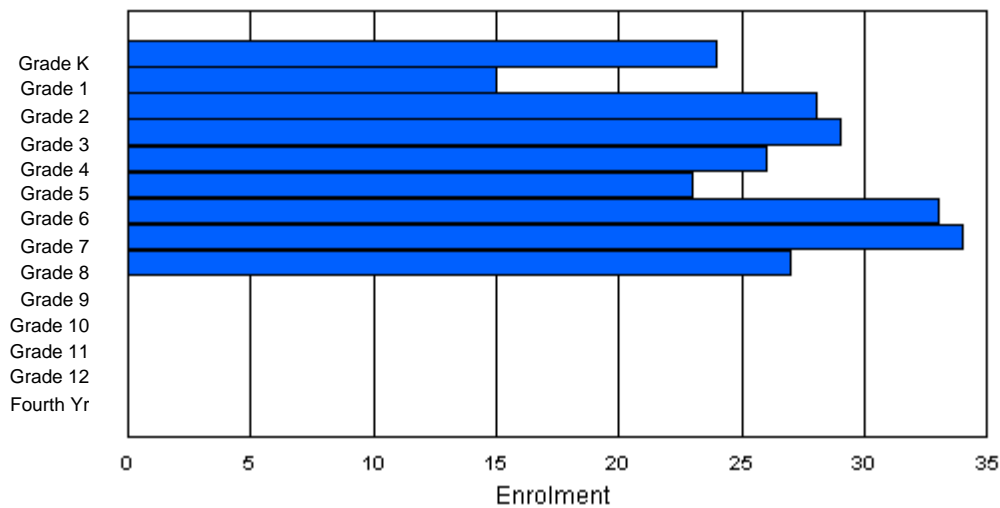
Gender	Age																Total
	5	6	7	8	9	10	11	12	13	14	15	16	17	18	19	20>	
Male	17	9	15	17	15	10	17	17	15	0	0	0	0	0	0	0	132
Female	7	6	13	11	10	13	18	15	14	0	0	0	0	0	0	0	107
Total	24	15	28	28	25	23	35	32	29	0	0	0	0	0	0	0	239

Enrolment By Grade and Gender

Gender	Grade														Total
	K	1	2	3	4	5	6	7	8	9	10	11	12	4th	
Male	17	9	15	18	16	10	15	17	15	0	0	0	0	0	132
Female	7	6	13	11	10	13	18	17	12	0	0	0	0	0	107
Total	24	15	28	29	26	23	33	34	27	0	0	0	0	0	239

Enrolment By Grade

For 106



* Data from the 2006-2007 AGR(Enrolment/Age as of the last day in Sept./Dec.)

** Newfoundland Statistics Classification System

*** May include itinerant teachers

District 2 - Western

#110 - Piccadilly Central High, Piccadilly

Classification: Rural Community/Western Region**
Offers Distance Education: Yes

Grades: 9-12

Number of Grades: 4

[School FTE PTR : 13.6](#)

[District FTE PTR : 12.1](#)

[Provincial FTE PTR : 13.1](#)

[FTE Teachers](#) *** : 17.8

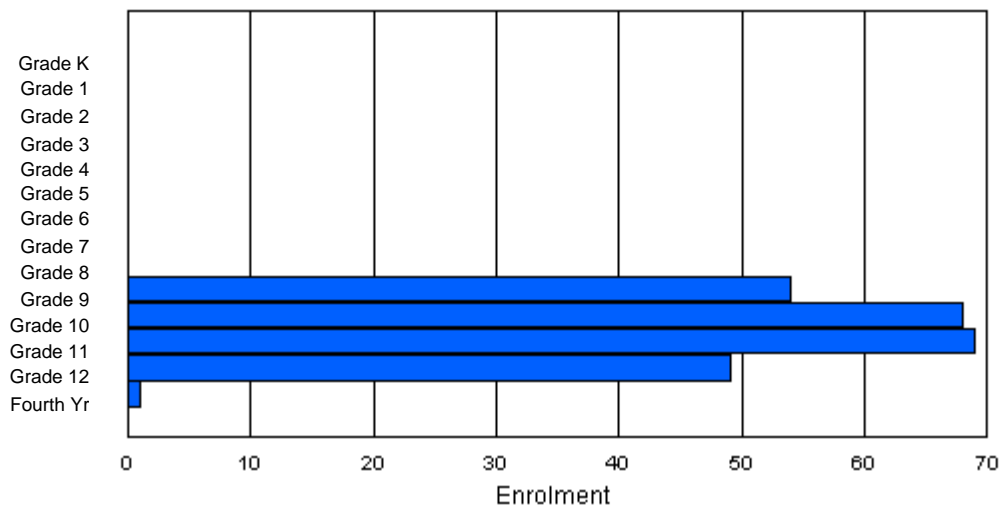
Enrolment By Age and Gender

Gender	Age																	Total
	5	6	7	8	9	10	11	12	13	14	15	16	17	18	19	20>		
Male	0	0	0	0	0	0	0	0	0	23	28	33	23	5	1	0	113	
Female	0	0	0	0	0	0	0	0	0	24	31	34	31	6	2	0	128	
Total	0	0	0	0	0	0	0	0	0	47	59	67	54	11	3	0	241	

Enrolment By Grade and Gender

Gender	Grade															Total
	K	1	2	3	4	5	6	7	8	9	10	11	12	4th		
Male	0	0	0	0	0	0	0	0	0	27	30	36	20	0	113	
Female	0	0	0	0	0	0	0	0	0	27	38	33	29	1	128	
Total	0	0	0	0	0	0	0	0	0	54	68	69	49	1	241	

Enrolment By Grade
For 110



* Data from the 2006-2007 AGR(Enrolment/Age as of the last day in Sept./Dec.)

** Newfoundland Statistics Classification System

*** May include itinerant teachers

District 2 - Western

#111 - St. Thomas Aquinas, Port au Port East

Classification: Rural Community/Western Region**
Offers Distance Education: No

Grades: K-8

Number of Grades: 9

[School FTE PTR : 10.3](#)

[District FTE PTR : 12.1](#)

[Provincial FTE PTR : 13.1](#)

[FTE Teachers](#) *** : 13.0

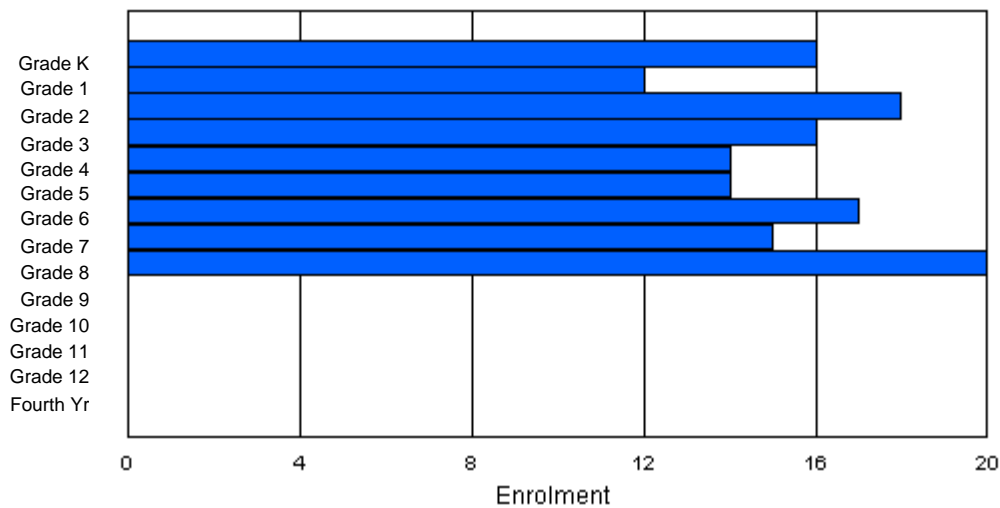
Enrolment By Age and Gender

Gender	Age																Total
	5	6	7	8	9	10	11	12	13	14	15	16	17	18	19	20>	
Male	8	7	7	4	9	9	9	7	11	0	0	0	0	0	0	0	71
Female	8	5	11	10	6	6	8	8	9	0	0	0	0	0	0	0	71
Total	16	12	18	14	15	15	17	15	20	0	0	0	0	0	0	0	142

Enrolment By Grade and Gender

Gender	Grade														Total
	K	1	2	3	4	5	6	7	8	9	10	11	12	4th	
Male	8	7	7	6	8	8	9	7	11	0	0	0	0	0	71
Female	8	5	11	10	6	6	8	8	9	0	0	0	0	0	71
Total	16	12	18	16	14	14	17	15	20	0	0	0	0	0	142

Enrolment By Grade
For 111



* Data from the 2006-2007 AGR(Enrolment/Age as of the last day in Sept./Dec.)

** Newfoundland Statistics Classification System

*** May include itinerant teachers

District 2 - Western

#113 - St. Boniface All Grade, Ramea

Classification: Rural Community/Southern Region**
Offers Distance Education: Yes

Grades: K-7,9-12

Number of Grades: 12

[School FTE PTR : 8.7](#)

[District FTE PTR : 12.1](#)

[Provincial FTE PTR : 13.1](#)

[FTE Teachers](#) *** : 8.0

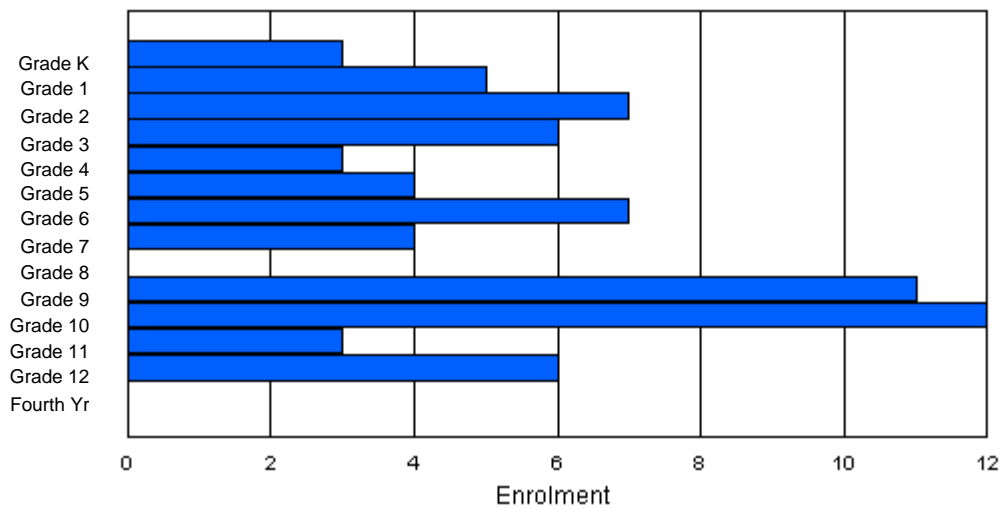
Enrolment By Age and Gender

Gender	Age																	Total
	5	6	7	8	9	10	11	12	13	14	15	16	17	18	19	20>		
Male	1	2	2	3	2	2	1	1	0	5	5	3	2	0	0	0	29	
Female	2	3	5	3	1	2	6	3	0	6	7	0	4	0	0	0	42	
Total	3	5	7	6	3	4	7	4	0	11	12	3	6	0	0	0	71	

Enrolment By Grade and Gender

Gender	Grade															Total
	K	1	2	3	4	5	6	7	8	9	10	11	12	4th		
Male	1	2	2	3	2	2	1	1	0	5	5	3	2	0	29	
Female	2	3	5	3	1	2	6	3	0	6	7	0	4	0	42	
Total	3	5	7	6	3	4	7	4	0	11	12	3	6	0	71	

Enrolment By Grade
For 113



* Data from the 2006-2007 AGR(Enrolment/Age as of the last day in Sept./Dec.)

** Newfoundland Statistics Classification System

*** May include itinerant teachers

District 2 - Western

#115 - Our Lady of Mercy Elementary, St. George's

Classification: Rural Community/Western Region**
Offers Distance Education: No

Grades: K-8 Number of Grades: 9

[School FTE PTR : 11.7](#)
[District FTE PTR : 12.1](#)
[Provincial FTE PTR : 13.1](#)

[FTE Teachers](#) *** : 14.8

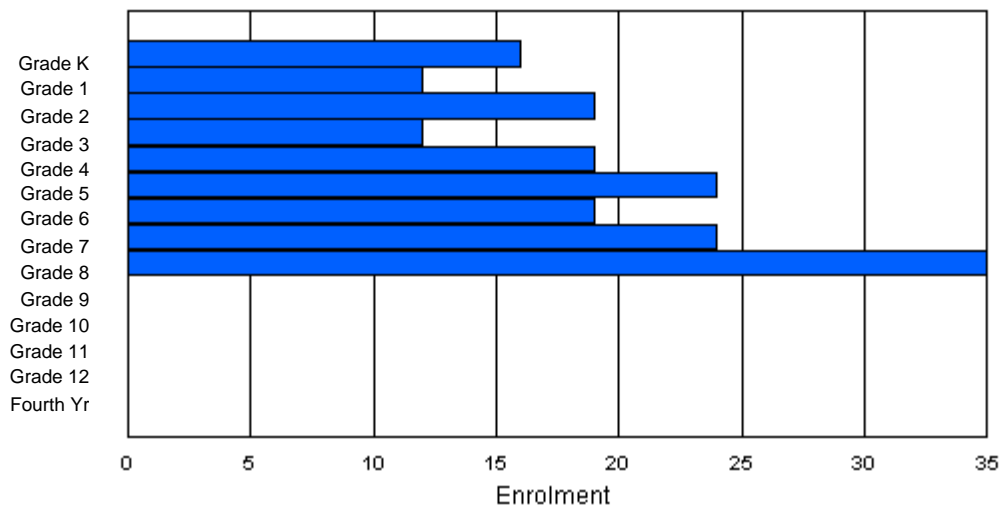
Enrolment By Age and Gender

Gender	Age																Total
	5	6	7	8	9	10	11	12	13	14	15	16	17	18	19	20>	
Male	9	8	8	7	12	11	13	14	16	4	0	0	0	0	0	0	102
Female	7	4	11	5	7	12	6	11	13	2	0	0	0	0	0	0	78
Total	16	12	19	12	19	23	19	25	29	6	0	0	0	0	0	0	180

Enrolment By Grade and Gender

Gender	Grade														Total
	K	1	2	3	4	5	6	7	8	9	10	11	12	4th	
Male	9	8	8	7	12	12	13	13	20	0	0	0	0	0	102
Female	7	4	11	5	7	12	6	11	15	0	0	0	0	0	78
Total	16	12	19	12	19	24	19	24	35	0	0	0	0	0	180

Enrolment By Grade
For 115



* Data from the 2006-2007 AGR(Enrolment/Age as of the last day in Sept./Dec.)

** Newfoundland Statistics Classification System

*** May include itinerant teachers

District 2 - Western

#116 - Appalachia High School, St. George's

Classification: Rural Community/Western Region**
Offers Distance Education: No

Grades: 9-12

Number of Grades: 4

[School FTE PTR : 14.2](#)

[District FTE PTR : 12.1](#)

[Provincial FTE PTR : 13.1](#)

[FTE Teachers](#) *** : 18.0

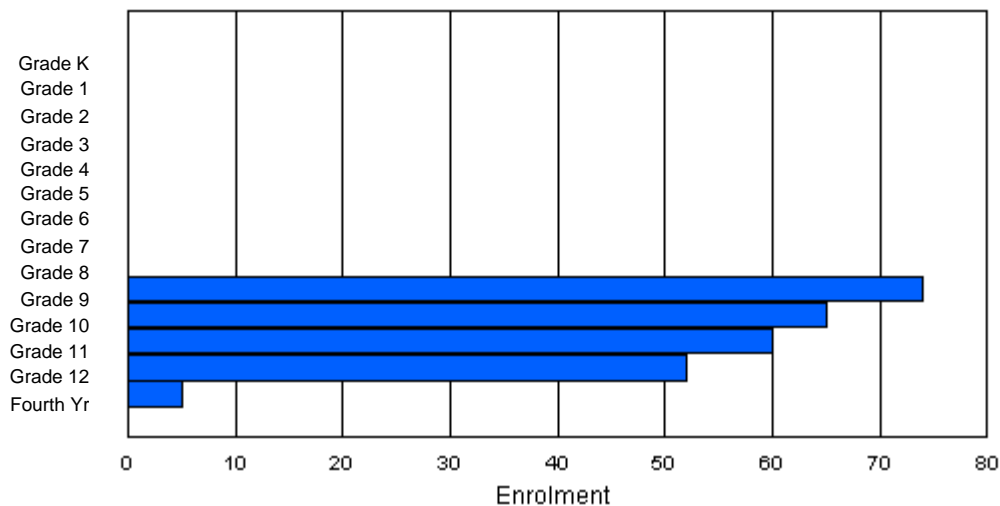
Enrolment By Age and Gender

Gender	Age																	Total
	5	6	7	8	9	10	11	12	13	14	15	16	17	18	19	20>		
Male	0	0	0	0	0	0	0	0	0	28	37	30	36	8	1	1	141	
Female	0	0	0	0	0	0	0	0	0	32	28	25	24	6	0	0	115	
Total	0	0	0	0	0	0	0	0	0	60	65	55	60	14	1	1	256	

Enrolment By Grade and Gender

Gender	Grade															Total
	K	1	2	3	4	5	6	7	8	9	10	11	12	4th		
Male	0	0	0	0	0	0	0	0	0	34	42	34	28	3	141	
Female	0	0	0	0	0	0	0	0	0	40	23	26	24	2	115	
Total	0	0	0	0	0	0	0	0	0	74	65	60	52	5	256	

Enrolment By Grade
For 116



* Data from the 2006-2007 AGR(Enrolment/Age as of the last day in Sept./Dec.)

** Newfoundland Statistics Classification System

*** May include itinerant teachers

District 2 - Western

#118 - Stephenville Elementary, Stephenville

Classification: Urban Community/Western Region**
Offers Distance Education: No

Grades: 4-5 Number of Grades: 2

[School FTE PTR : 11.9](#)
[District FTE PTR : 12.1](#)
[Provincial FTE PTR : 13.1](#)

[FTE Teachers](#) *** : 13.8

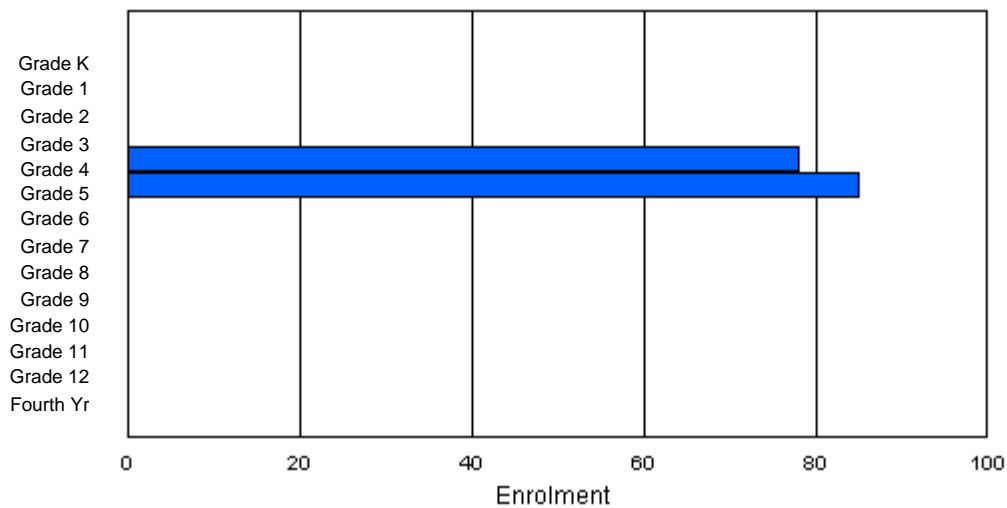
Enrolment By Age and Gender

Gender	Age																Total
	5	6	7	8	9	10	11	12	13	14	15	16	17	18	19	20>	
Male	0	0	0	0	30	42	3	0	0	0	0	0	0	0	0	0	75
Female	0	0	0	0	42	44	2	0	0	0	0	0	0	0	0	0	88
Total	0	0	0	0	72	86	5	0	0	0	0	0	0	0	0	0	163

Enrolment By Grade and Gender

Gender	Grade															Total
	K	1	2	3	4	5	6	7	8	9	10	11	12	4th		
Male	0	0	0	0	32	43	0	0	0	0	0	0	0	0	75	
Female	0	0	0	0	46	42	0	0	0	0	0	0	0	0	88	
Total	0	0	0	0	78	85	0	0	0	0	0	0	0	0	163	

Enrolment By Grade
For 118



* Data from the 2006-2007 AGR(Enrolment/Age as of the last day in Sept./Dec.)

** Newfoundland Statistics Classification System

*** May include itinerant teachers

District 2 - Western

#119 - Stephenville High, Stephenville

Classification: Urban Community/Western Region**
Offers Distance Education: No

Grades: 9-12

Number of Grades: 4

[School FTE PTR : 16.1](#)

[District FTE PTR : 12.1](#)

[Provincial FTE PTR : 13.1](#)

[FTE Teachers](#) *** : 36.5

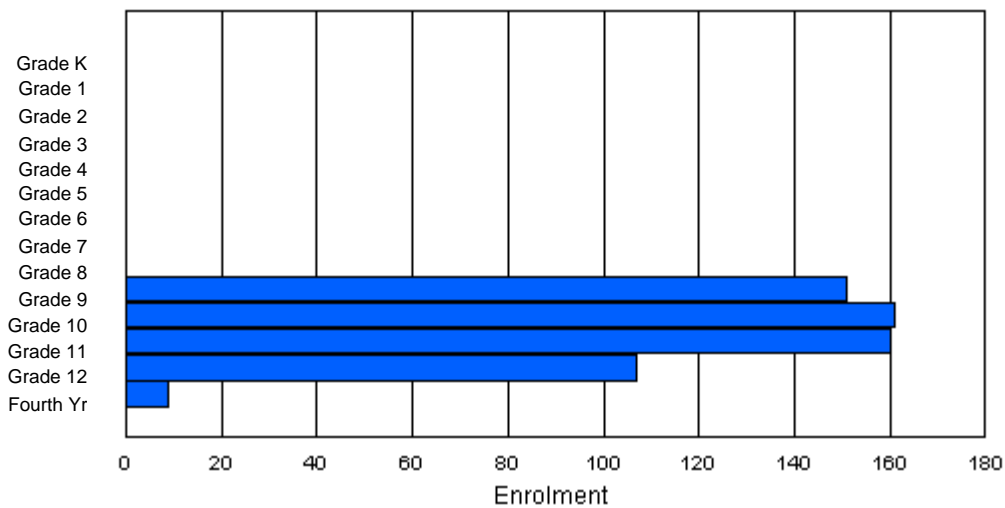
Enrolment By Age and Gender

Gender	Age																	Total
	5	6	7	8	9	10	11	12	13	14	15	16	17	18	19	20>		
Male	0	0	0	0	0	0	0	0	0	78	82	81	58	11	1	0	311	
Female	0	0	0	0	0	0	0	0	0	63	76	67	67	4	0	0	277	
Total	0	0	0	0	0	0	0	0	0	141	158	148	125	15	1	0	588	

Enrolment By Grade and Gender

Gender	Grade															Total
	K	1	2	3	4	5	6	7	8	9	10	11	12	4th		
Male	0	0	0	0	0	0	0	0	0	83	88	84	51	5	311	
Female	0	0	0	0	0	0	0	0	0	68	73	76	56	4	277	
Total	0	0	0	0	0	0	0	0	0	151	161	160	107	9	588	

Enrolment By Grade
For 119



* Data from the 2006-2007 AGR(Enrolment/Age as of the last day in Sept./Dec.)

** Newfoundland Statistics Classification System

*** May include itinerant teachers

District 2 - Western

#120 - Stephenville Primary, Stephenville

Classification: Urban Community/Western Region**
Offers Distance Education: No

Grades: K-3 Number of Grades: 4

[School FTE PTR : 12.9](#)
[District FTE PTR : 12.1](#)
[Provincial FTE PTR : 13.1](#)

[FTE Teachers](#) *** : 23.8

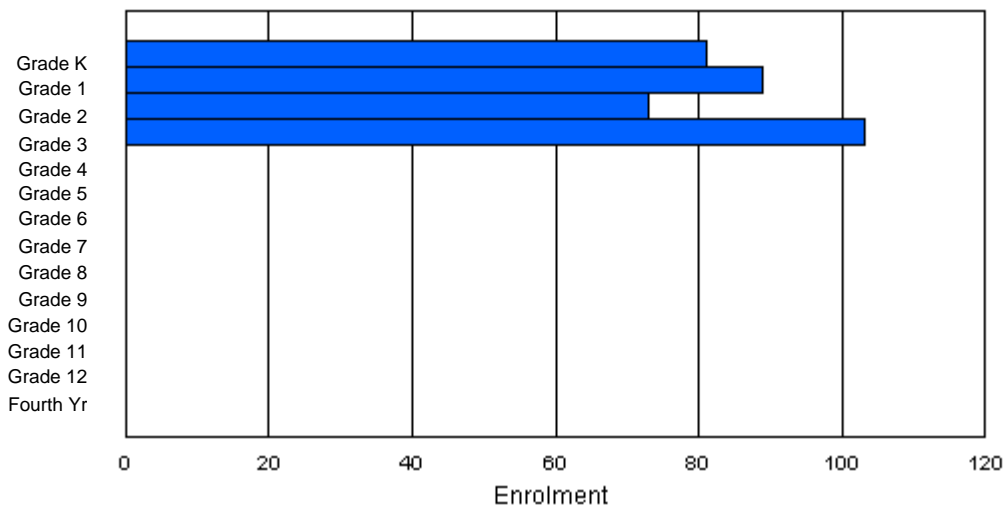
Enrolment By Age and Gender

Gender	Age																Total
	5	6	7	8	9	10	11	12	13	14	15	16	17	18	19	20>	
Male	30	50	40	52	4	0	0	0	0	0	0	0	0	0	0	0	176
Female	46	41	30	51	2	0	0	0	0	0	0	0	0	0	0	0	170
Total	76	91	70	103	6	0	0	0	0	0	0	0	0	0	0	0	346

Enrolment By Grade and Gender

Gender	Grade														Total
	K	1	2	3	4	5	6	7	8	9	10	11	12	4th	
Male	35	47	42	52	0	0	0	0	0	0	0	0	0	0	176
Female	46	42	31	51	0	0	0	0	0	0	0	0	0	0	170
Total	81	89	73	103	0	0	0	0	0	0	0	0	0	0	346

Enrolment By Grade
For 120



* Data from the 2006-2007 AGR(Enrolment/Age as of the last day in Sept./Dec.)

** Newfoundland Statistics Classification System

*** May include itinerant teachers

District 2 - Western

#123 - St. Michael's Elementary, Stephenville Crossing

Classification: Rural Community/Western Region**
Offers Distance Education: No

Grades: K-8 Number of Grades: 9

[School FTE PTR : 11.4](#)
[District FTE PTR : 12.1](#)
[Provincial FTE PTR : 13.1](#)

[FTE Teachers](#) *** : 18.0

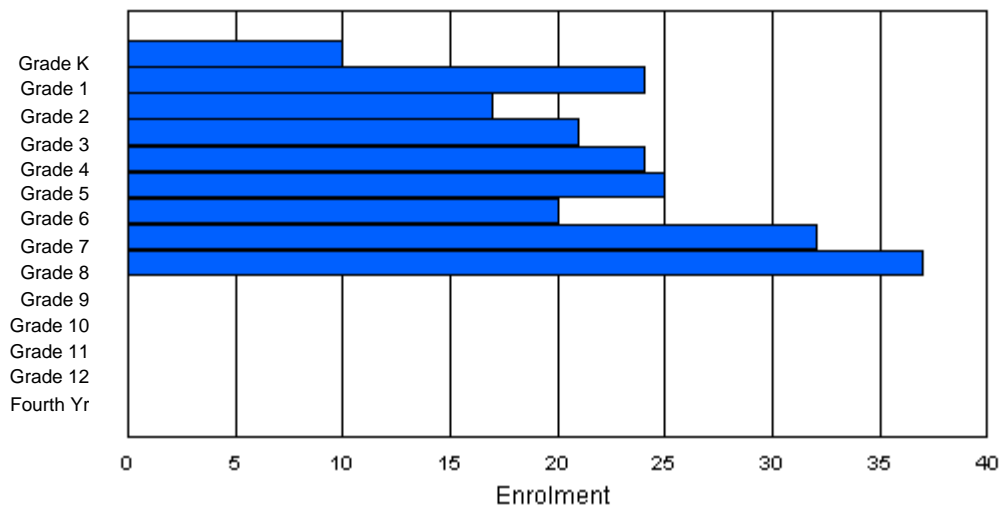
Enrolment By Age and Gender

Gender	Age																Total
	5	6	7	8	9	10	11	12	13	14	15	16	17	18	19	20>	
Male	4	9	8	9	14	17	11	19	20	0	0	0	0	0	0	0	111
Female	6	14	10	11	7	12	9	13	16	1	0	0	0	0	0	0	99
Total	10	23	18	20	21	29	20	32	36	1	0	0	0	0	0	0	210

Enrolment By Grade and Gender

Gender	Grade														Total
	K	1	2	3	4	5	6	7	8	9	10	11	12	4th	
Male	4	10	7	9	17	14	11	19	20	0	0	0	0	0	111
Female	6	14	10	12	7	11	9	13	17	0	0	0	0	0	99
Total	10	24	17	21	24	25	20	32	37	0	0	0	0	0	210

Enrolment By Grade
For 123



* Data from the 2006-2007 AGR(Enrolment/Age as of the last day in Sept./Dec.)

** Newfoundland Statistics Classification System

*** May include itinerant teachers

District 2 - Western

#137 - St. Simon and St. Jude Academy, Francois

Classification: Rural Community/Southern Region**
Offers Distance Education: Yes

Grades: K-5,7-11 Number of Grades: 11

[School FTE PTR : 6.1](#)
[District FTE PTR : 12.1](#)
[Provincial FTE PTR : 13.1](#)

[FTE Teachers](#) *** : 4.0

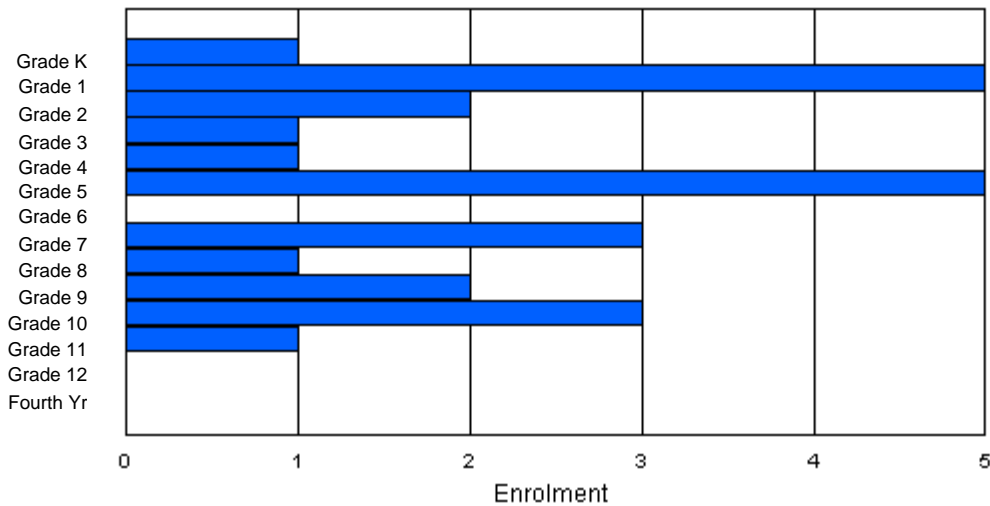
Enrolment By Age and Gender

Gender	Age																Total
	5	6	7	8	9	10	11	12	13	14	15	16	17	18	19	20>	
Male	0	3	0	1	0	3	0	3	0	1	1	1	0	0	0	0	13
Female	1	2	2	0	1	2	0	0	1	1	2	0	0	0	0	0	12
Total	1	5	2	1	1	5	0	3	1	2	3	1	0	0	0	0	25

Enrolment By Grade and Gender

Gender	Grade														Total
	K	1	2	3	4	5	6	7	8	9	10	11	12	4th	
Male	0	3	0	1	0	3	0	3	0	1	1	1	0	0	13
Female	1	2	2	0	1	2	0	0	1	1	2	0	0	0	12
Total	1	5	2	1	1	5	0	3	1	2	3	1	0	0	25

Enrolment By Grade
For 137



* Data from the 2006-2007 AGR(Enrolment/Age as of the last day in Sept./Dec.)

** Newfoundland Statistics Classification System

*** May include itinerant teachers

District 2 - Western

#387 - Bayview Regional Collegiate, St. Lunaire

Classification: Rural Community/Western Region**
Offers Distance Education: Yes

Grades: 7-12

Number of Grades: 6

[School FTE PTR : 9.3](#)

[District FTE PTR : 12.1](#)

[Provincial FTE PTR : 13.1](#)

[FTE Teachers](#) *** : 8.5

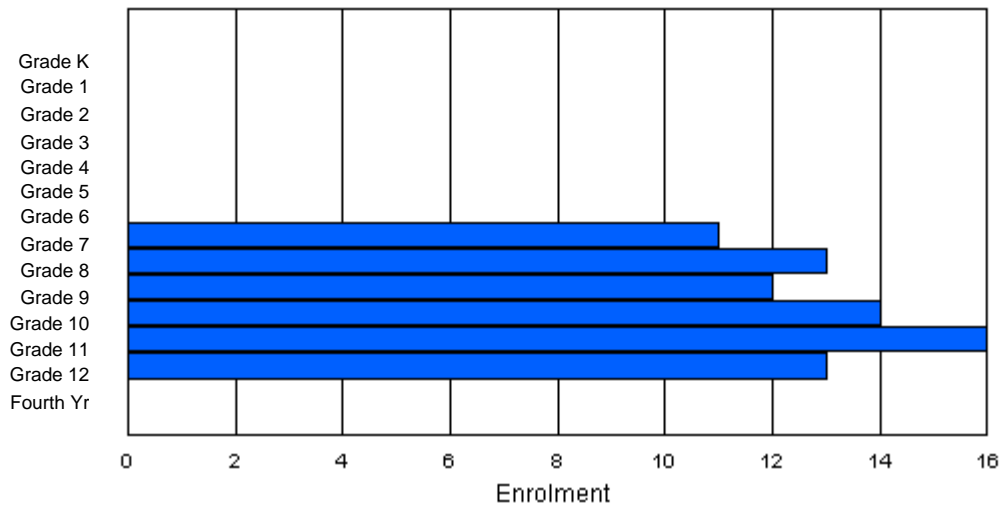
Enrolment By Age and Gender

Gender	Age																Total
	5	6	7	8	9	10	11	12	13	14	15	16	17	18	19	20>	
Male	0	0	0	0	0	0	0	6	5	8	3	10	6	3	0	0	41
Female	0	0	0	0	0	0	0	5	7	5	6	4	10	1	0	0	38
Total	0	0	0	0	0	0	0	11	12	13	9	14	16	4	0	0	79

Enrolment By Grade and Gender

Gender	Grade														Total
	K	1	2	3	4	5	6	7	8	9	10	11	12	4th	
Male	0	0	0	0	0	0	0	6	6	7	7	11	4	0	41
Female	0	0	0	0	0	0	0	5	7	5	7	5	9	0	38
Total	0	0	0	0	0	0	0	11	13	12	14	16	13	0	79

Enrolment By Grade
For 387



* Data from the 2006-2007 AGR(Enrolment/Age as of the last day in Sept./Dec.)

** Newfoundland Statistics Classification System

*** May include itinerant teachers

District 2 - Western

#388 - Long Range Academy, Cow Head

Classification: Rural Community/Western Region**
Offers Distance Education: Yes

Grades: K-12

Number of Grades: 13

[School FTE PTR : 10.6](#)

[District FTE PTR : 12.1](#)

[Provincial FTE PTR : 13.1](#)

[FTE Teachers](#) *** : 19.0

Enrolment By Age and Gender

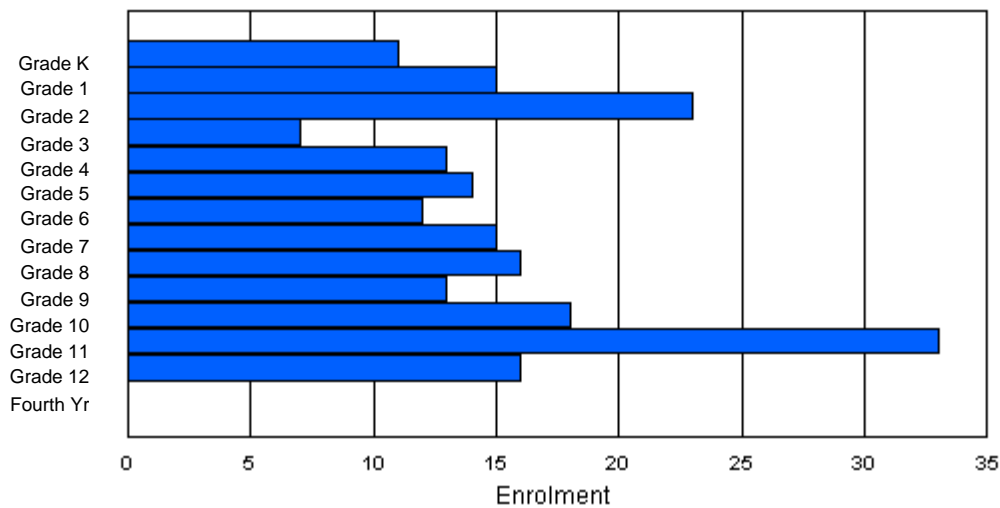
Gender	Age																Total
	5	6	7	8	9	10	11	12	13	14	15	16	17	18	19	20>	
Male	4	10	10	5	8	10	6	7	8	6	8	12	13	5	0	0	112
Female	7	5	12	2	5	4	7	8	8	6	8	18	4	0	0	0	94
Total	11	15	22	7	13	14	13	15	16	12	16	30	17	5	0	0	206

Enrolment By Grade and Gender

Gender	Grade														Total
	K	1	2	3	4	5	6	7	8	9	10	11	12	4th	
Male	4	10	11	4	9	10	5	7	8	7	10	15	12	0	112
Female	7	5	12	3	4	4	7	8	8	6	8	18	4	0	94
Total	11	15	23	7	13	14	12	15	16	13	18	33	16	0	206

Enrolment By Grade

For 388



* Data from the 2006-2007 AGR(Enrolment/Age as of the last day in Sept./Dec.)

** Newfoundland Statistics Classification System

*** May include itinerant teachers

District 2 - Western

#389 - Elwood Elementary, Deer Lake

Classification: Rural Community/Western Region**
Offers Distance Education: No

Grades: K-5

Number of Grades: 6

[School FTE PTR : 14.4](#)

[District FTE PTR : 12.1](#)

[Provincial FTE PTR : 13.1](#)

[FTE Teachers](#) *** : 26.0

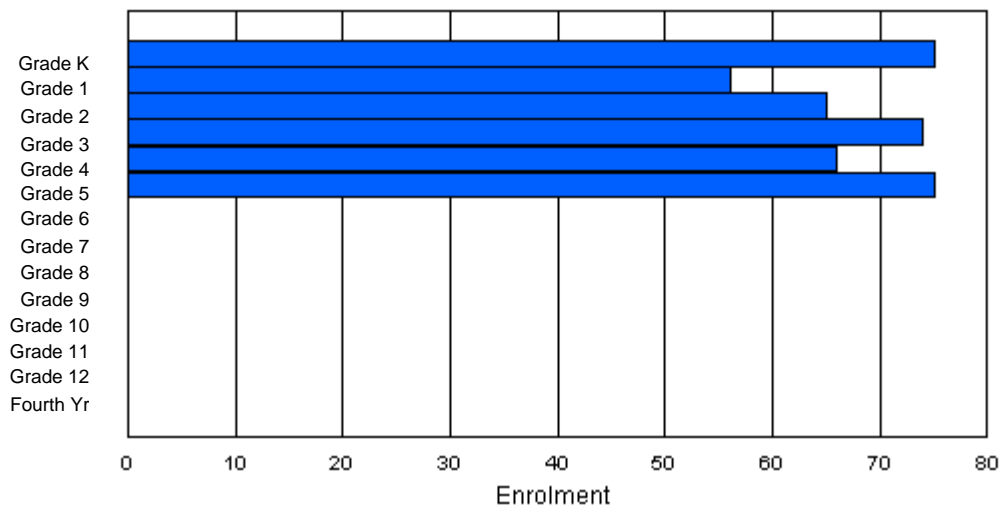
Enrolment By Age and Gender

Gender	Age																Total
	5	6	7	8	9	10	11	12	13	14	15	16	17	18	19	20>	
Male	31	28	30	44	34	39	2	0	0	0	0	0	0	0	0	0	208
Female	40	28	36	32	31	35	1	0	0	0	0	0	0	0	0	0	203
Total	71	56	66	76	65	74	3	0	0	0	0	0	0	0	0	0	411

Enrolment By Grade and Gender

Gender	Grade															Total
	K	1	2	3	4	5	6	7	8	9	10	11	12	4th		
Male	33	28	30	43	34	40	0	0	0	0	0	0	0	0	0	208
Female	42	28	35	31	32	35	0	0	0	0	0	0	0	0	0	203
Total	75	56	65	74	66	75	0	0	0	0	0	0	0	0	0	411

Enrolment By Grade
For 389



* Data from the 2006-2007 AGR(Enrolment/Age as of the last day in Sept./Dec.)

** Newfoundland Statistics Classification System

*** May include itinerant teachers

District 2 - Western

#390 - Elwood High School, Deer Lake

Classification: Rural Community/Western Region**
Offers Distance Education: No

Grades: 10-12

Number of Grades: 3

[School FTE PTR : 15.8](#)

[District FTE PTR : 12.1](#)

[Provincial FTE PTR : 13.1](#)

[FTE Teachers](#) *** : 20.0

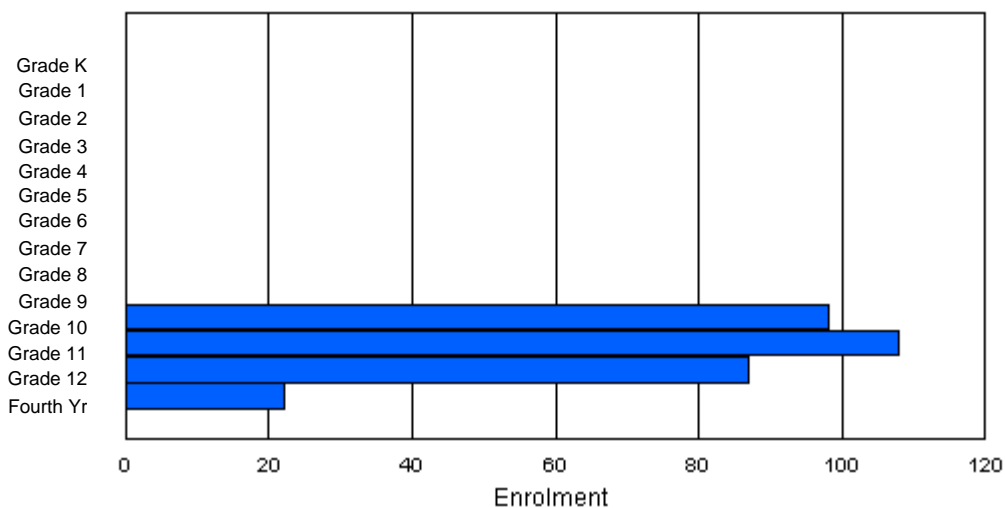
Enrolment By Age and Gender

Gender	Age																	Total
	5	6	7	8	9	10	11	12	13	14	15	16	17	18	19	20>		
Male	0	0	0	0	0	0	0	0	0	0	48	46	48	19	2	0	163	
Female	0	0	0	0	0	0	0	0	0	0	39	48	50	10	5	0	152	
Total	0	0	0	0	0	0	0	0	0	0	87	94	98	29	7	0	315	

Enrolment By Grade and Gender

Gender	Grade															Total
	K	1	2	3	4	5	6	7	8	9	10	11	12	4th		
Male	0	0	0	0	0	0	0	0	0	0	53	55	42	13	163	
Female	0	0	0	0	0	0	0	0	0	0	45	53	45	9	152	
Total	0	0	0	0	0	0	0	0	0	0	98	108	87	22	315	

Enrolment By Grade
For 390



* Data from the 2006-2007 AGR(Enrolment/Age as of the last day in Sept./Dec.)

** Newfoundland Statistics Classification System

*** May include itinerant teachers

District 2 - Western

#391 - Xavier Junior High, Deer Lake

Classification: Rural Community/Western Region**
Offers Distance Education: No

Grades: 6-9

Number of Grades: 4

[School FTE PTR : 15.7](#)

[District FTE PTR : 12.1](#)

[Provincial FTE PTR : 13.1](#)

[FTE Teachers](#) *** : 23.5

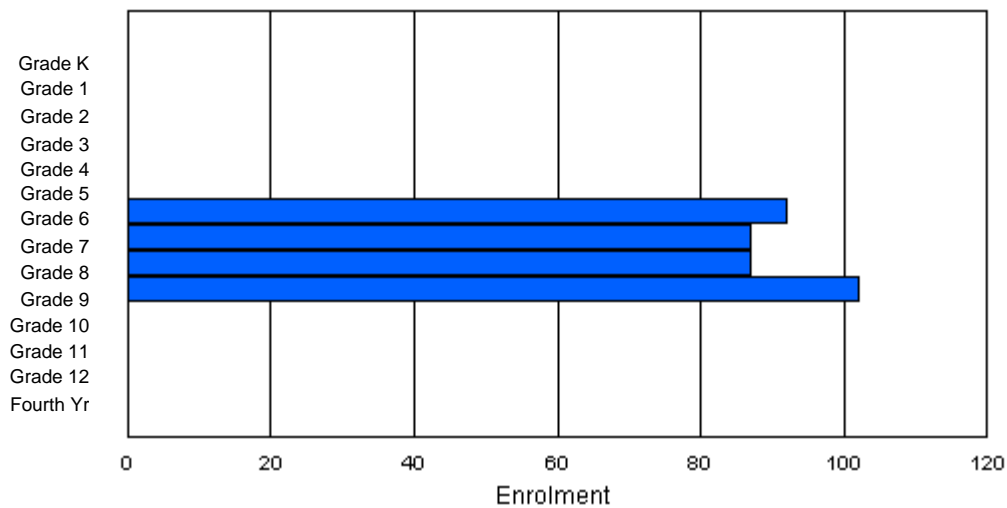
Enrolment By Age and Gender

Gender	Age																Total
	5	6	7	8	9	10	11	12	13	14	15	16	17	18	19	20>	
Male	0	0	0	0	0	0	53	37	40	61	7	1	0	0	0	0	199
Female	0	0	0	0	0	0	34	53	44	36	2	0	0	0	0	0	169
Total	0	0	0	0	0	0	87	90	84	97	9	1	0	0	0	0	368

Enrolment By Grade and Gender

Gender	Grade														Total
	K	1	2	3	4	5	6	7	8	9	10	11	12	4th	
Male	0	0	0	0	0	0	54	38	42	65	0	0	0	0	199
Female	0	0	0	0	0	0	38	49	45	37	0	0	0	0	169
Total	0	0	0	0	0	0	92	87	87	102	0	0	0	0	368

Enrolment By Grade
For 391



* Data from the 2006-2007 AGR(Enrolment/Age as of the last day in Sept./Dec.)

** Newfoundland Statistics Classification System

*** May include itinerant teachers

District 2 - Western

#393 - Bonne Bay Academy, Woody Point

Classification: Rural Community/Western Region**
Offers Distance Education: Yes

Grades: K-12

Number of Grades: 13

[School FTE PTR : 9.8](#)

[District FTE PTR : 12.1](#)

[Provincial FTE PTR : 13.1](#)

[FTE Teachers](#) *** : 8.0

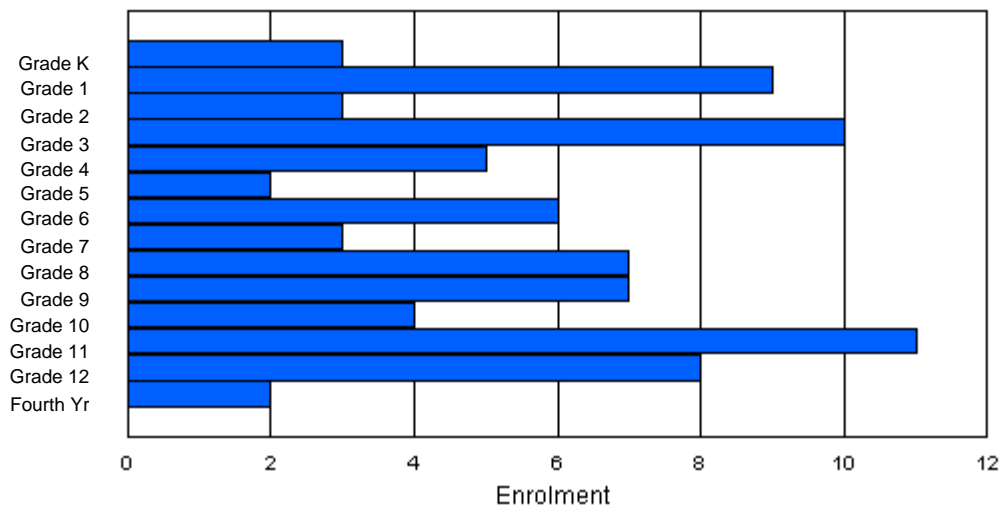
Enrolment By Age and Gender

Gender	Age																	Total
	5	6	7	8	9	10	11	12	13	14	15	16	17	18	19	20>		
Male	2	5	1	6	1	0	1	1	4	5	2	5	4	2	0	0	39	
Female	1	4	2	4	4	2	5	2	3	2	2	6	4	0	0	41		
Total	3	9	3	10	5	2	6	3	7	7	4	11	8	2	0	80		

Enrolment By Grade and Gender

Gender	Grade															Total
	K	1	2	3	4	5	6	7	8	9	10	11	12	4th		
Male	2	5	1	6	1	0	1	1	4	5	2	5	4	2	39	
Female	1	4	2	4	4	2	5	2	3	2	2	6	4	0	41	
Total	3	9	3	10	5	2	6	3	7	7	4	11	8	2	80	

Enrolment By Grade
For 393



* Data from the 2006-2007 AGR(Enrolment/Age as of the last day in Sept./Dec.)

** Newfoundland Statistics Classification System

*** May include itinerant teachers

District 2 - Western

#394 - E.A. Butler All Grade, McKay's

Classification: Rural Community/Western Region**
Offers Distance Education: Yes

Grades: K-12

Number of Grades: 13

[School FTE PTR : 10.7](#)

[District FTE PTR : 12.1](#)

[Provincial FTE PTR : 13.1](#)

[FTE Teachers](#) *** : 15.0

Enrolment By Age and Gender

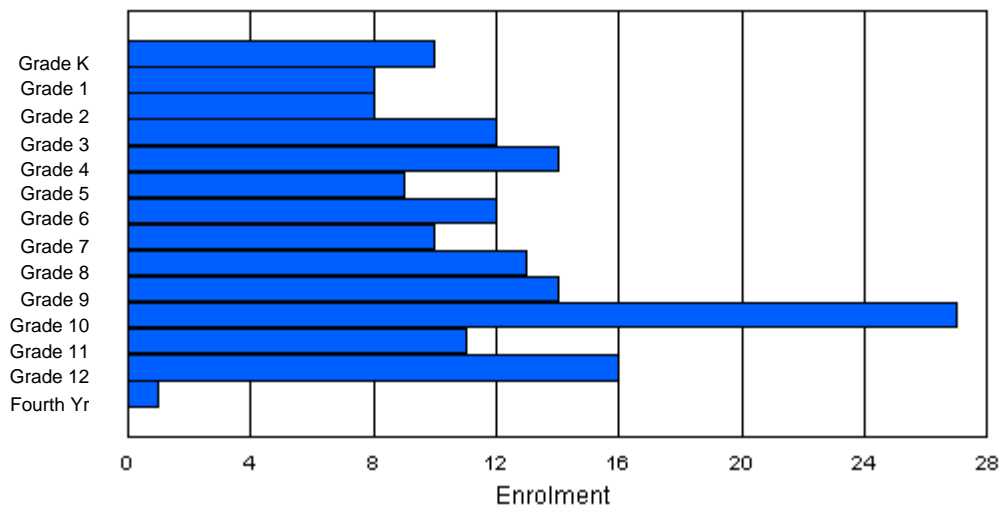
Gender	Age																	Total
	5	6	7	8	9	10	11	12	13	14	15	16	17	18	19	20>		
Male	4	3	2	9	5	5	7	5	5	7	8	11	8	3	0	0	82	
Female	6	5	6	4	8	5	5	4	7	7	15	5	4	2	0	0	83	
Total	10	8	8	13	13	10	12	9	12	14	23	16	12	5	0	0	165	

Enrolment By Grade and Gender

Gender	Grade															Total
	K	1	2	3	4	5	6	7	8	9	10	11	12	4th		
Male	4	3	2	8	7	5	7	6	6	6	13	6	8	1	82	
Female	6	5	6	4	7	4	5	4	7	8	14	5	8	0	83	
Total	10	8	8	12	14	9	12	10	13	14	27	11	16	1	165	

Enrolment By Grade

For 394



* Data from the 2006-2007 AGR(Enrolment/Age as of the last day in Sept./Dec.)

** Newfoundland Statistics Classification System

*** May include itinerant teachers

District 2 - Western

#396 - Stephenville Middle School, Stephenville

Classification: Urban Community/Western Region**
Offers Distance Education: No

Grades: 6-8 Number of Grades: 3

[School FTE PTR : 15.3](#)
[District FTE PTR : 12.1](#)
[Provincial FTE PTR : 13.1](#)

[FTE Teachers](#) *** : 23.0

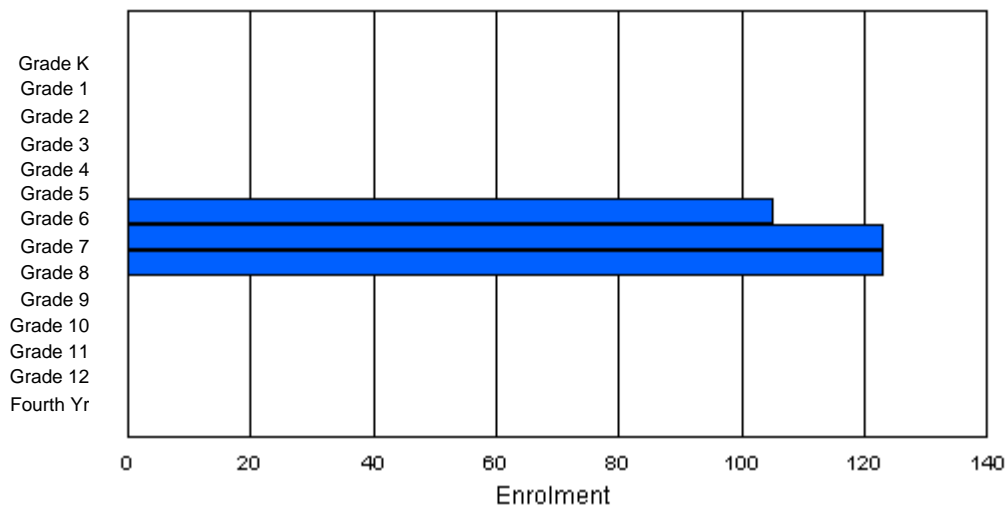
Enrolment By Age and Gender

Gender	Age																Total
	5	6	7	8	9	10	11	12	13	14	15	16	17	18	19	20>	
Male	0	0	0	0	0	0	54	67	65	7	0	0	0	0	0	0	193
Female	0	0	0	0	0	0	47	58	48	5	0	0	0	0	0	0	158
Total	0	0	0	0	0	0	101	125	113	12	0	0	0	0	0	0	351

Enrolment By Grade and Gender

Gender	Grade														Total
	K	1	2	3	4	5	6	7	8	9	10	11	12	4th	
Male	0	0	0	0	0	0	60	63	70	0	0	0	0	0	193
Female	0	0	0	0	0	0	45	60	53	0	0	0	0	0	158
Total	0	0	0	0	0	0	105	123	123	0	0	0	0	0	351

Enrolment By Grade
For 396



* Data from the 2006-2007 AGR(Enrolment/Age as of the last day in Sept./Dec.)

** Newfoundland Statistics Classification System

*** May include itinerant teachers

District 2 - Western

#397 - Belanger Memorial School, Upper Ferry

Classification: Rural Community/Western Region**
Offers Distance Education: Yes

Grades: K-12

Number of Grades: 13

[School FTE PTR : 10.3](#)

[District FTE PTR : 12.1](#)

[Provincial FTE PTR : 13.1](#)

[FTE Teachers](#) *** : 20.0

Enrolment By Age and Gender

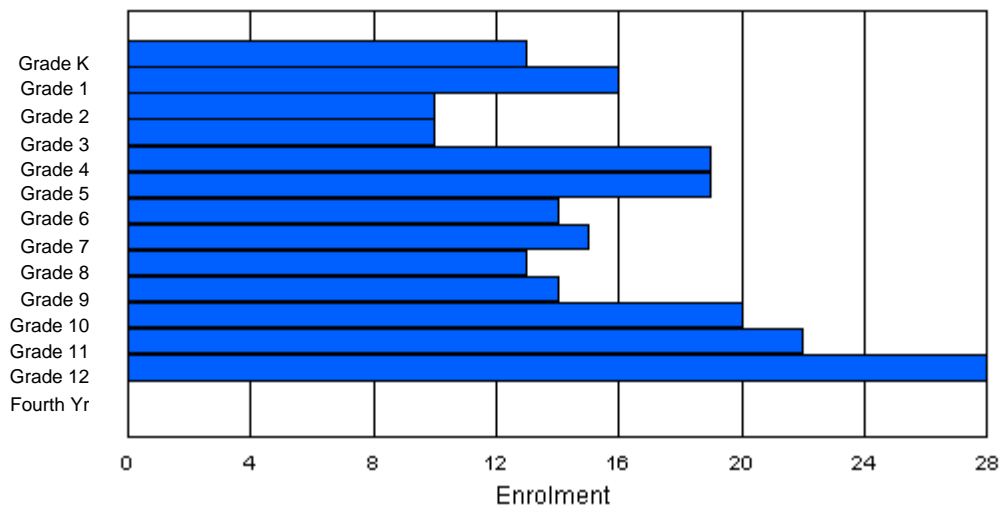
Gender	Age																Total
	5	6	7	8	9	10	11	12	13	14	15	16	17	18	19	20>	
Male	7	12	6	5	11	12	10	6	4	9	7	11	16	4	0	0	120
Female	6	3	5	4	7	8	4	10	8	5	10	10	11	1	1	0	93
Total	13	15	11	9	18	20	14	16	12	14	17	21	27	5	1	0	213

Enrolment By Grade and Gender

Gender	Grade														Total
	K	1	2	3	4	5	6	7	8	9	10	11	12	4th	
Male	7	13	5	6	12	11	9	6	5	9	11	11	15	0	120
Female	6	3	5	4	7	8	5	9	8	5	9	11	13	0	93
Total	13	16	10	10	19	19	14	15	13	14	20	22	28	0	213

Enrolment By Grade

For 397



* Data from the 2006-2007 AGR(Enrolment/Age as of the last day in Sept./Dec.)

** Newfoundland Statistics Classification System

*** May include itinerant teachers

District 2 - Western

#463 - Pathfinder/Directions Alternative School, Stephenville

Classification: Urban Community/Western Region**
Offers Distance Education: Yes

Grades: 10-12

Number of Grades: 3

[School FTE PTR : 4.3](#)

[District FTE PTR : 12.1](#)

[Provincial FTE PTR : 13.1](#)

[FTE Teachers](#) *** : 4.0

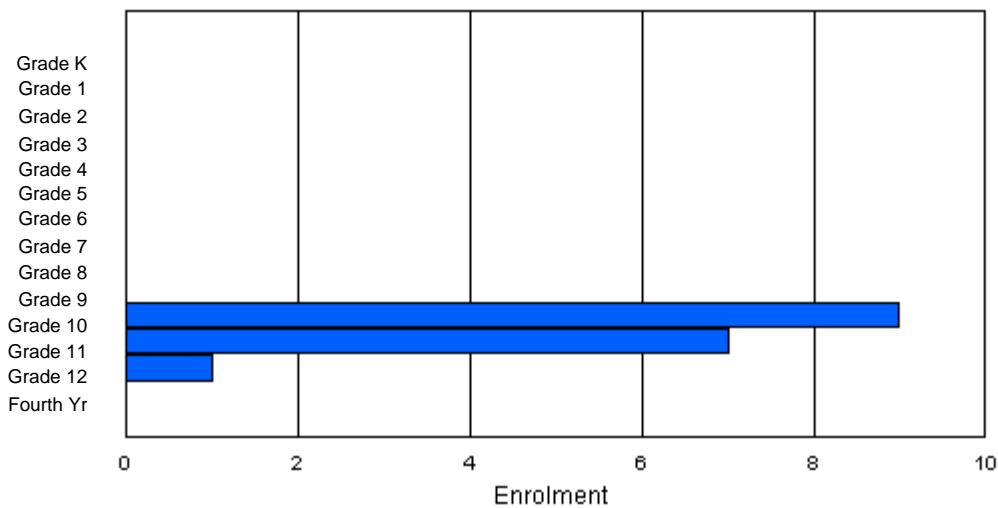
Enrolment By Age and Gender

Gender	Age																
	5	6	7	8	9	10	11	12	13	14	15	16	17	18	19	20>	Total
Male	0	0	0	0	0	0	0	0	0	0	1	2	1	1	2	0	7
Female	0	0	0	0	0	0	0	0	0	0	1	1	1	2	5	0	10
Total	0	0	0	0	0	0	0	0	0	0	2	3	2	3	7	0	17

Enrolment By Grade and Gender

Gender	Grade														
	K	1	2	3	4	5	6	7	8	9	10	11	12	4th	Total
Male	0	0	0	0	0	0	0	0	0	0	5	1	1	0	7
Female	0	0	0	0	0	0	0	0	0	0	4	6	0	0	10
Total	0	0	0	0	0	0	0	0	0	0	9	7	1	0	17

Enrolment By Grade
For 463



* Data from the 2006-2007 AGR(Enrolment/Age as of the last day in Sept./Dec.)

** Newfoundland Statistics Classification System

*** May include itinerant teachers

District 2 - Western

#474 - Cloud River Academy, Roddickton

Classification: Rural Community/Western Region**
Offers Distance Education: Yes

Grades: K-12

Number of Grades: 13

[School FTE PTR : 10.2](#)

[District FTE PTR : 12.1](#)

[Provincial FTE PTR : 13.1](#)

[FTE Teachers](#) *** : 19.5

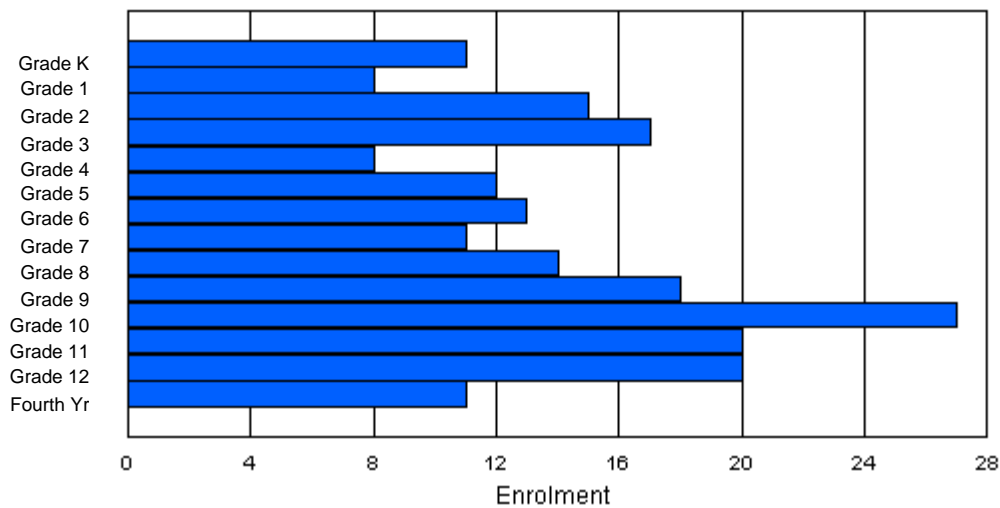
Enrolment By Age and Gender

Gender	Age																	Total
	5	6	7	8	9	10	11	12	13	14	15	16	17	18	19	20>		
Male	8	5	10	6	5	6	7	7	4	10	10	13	9	5	1	0	106	
Female	3	3	5	11	3	6	6	4	8	9	13	9	12	6	0	1	99	
Total	11	8	15	17	8	12	13	11	12	19	23	22	21	11	1	1	205	

Enrolment By Grade and Gender

Gender	Grade															Total
	K	1	2	3	4	5	6	7	8	9	10	11	12	4th		
Male	8	5	10	6	5	6	8	6	8	8	15	8	8	5	106	
Female	3	3	5	11	3	6	5	5	6	10	12	12	12	6	99	
Total	11	8	15	17	8	12	13	11	14	18	27	20	20	11	205	

Enrolment By Grade
For 474



* Data from the 2006-2007 AGR(Enrolment/Age as of the last day in Sept./Dec.)

** Newfoundland Statistics Classification System

*** May include itinerant teachers

District 2 - Western

#475 - Viking Trail Academy, Plum Point

Classification: Rural Community/Western Region**
Offers Distance Education: Yes

Grades: K-12

Number of Grades: 13

[School FTE PTR : 10.5](#)

[District FTE PTR : 12.1](#)

[Provincial FTE PTR : 13.1](#)

[FTE Teachers](#) *** : 19.8

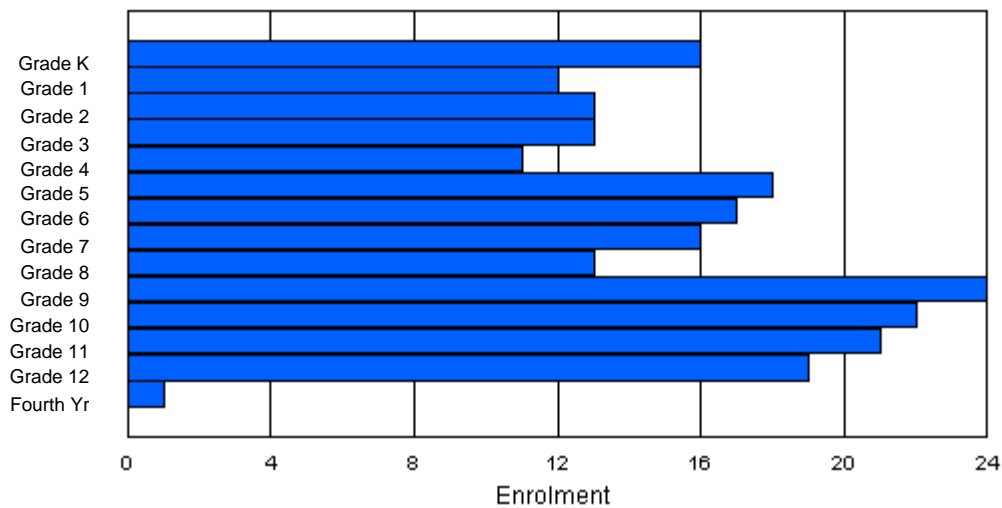
Enrolment By Age and Gender

Gender	Age																	Total
	5	6	7	8	9	10	11	12	13	14	15	16	17	18	19	20>		
Male	9	6	4	8	8	10	9	10	8	7	13	9	10	2	1	0	114	
Female	7	6	9	5	3	8	8	5	6	15	11	11	7	1	0	0	102	
Total	16	12	13	13	11	18	17	15	14	22	24	20	17	3	1	0	216	

Enrolment By Grade and Gender

Gender	Grade														Total
	K	1	2	3	4	5	6	7	8	9	10	11	12	4th	
Male	9	6	4	8	8	10	9	11	7	9	11	10	12	0	114
Female	7	6	9	5	3	8	8	5	6	15	11	11	7	1	102
Total	16	12	13	13	11	18	17	16	13	24	22	21	19	1	216

Enrolment By Grade
For 475



* Data from the 2006-2007 AGR(Enrolment/Age as of the last day in Sept./Dec.)

** Newfoundland Statistics Classification System

*** May include itinerant teachers

District 2 - Western

#485 - Corner Brook High School, Corner Brook

Grades: 10-12

Number of Grades: 3

[FTE Teachers](#) *** : 59.5

Classification: Urban Community/Western Region**

Offers Distance Education: No

[School FTE PTR : 16.6](#)

[District FTE PTR : 12.1](#)

[Provincial FTE PTR : 13.1](#)

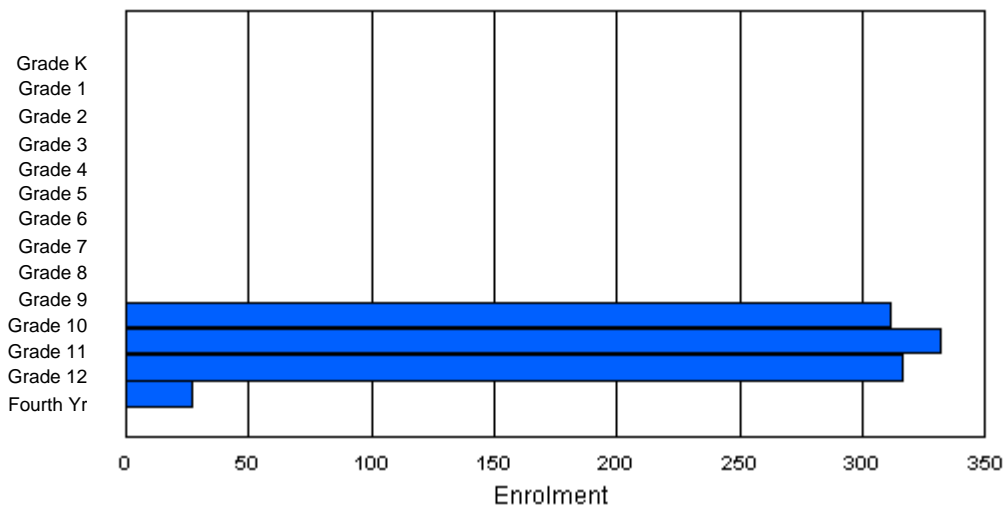
Enrolment By Age and Gender

Gender	Age																	Total
	5	6	7	8	9	10	11	12	13	14	15	16	17	18	19	20>		
Male	0	0	0	0	0	0	0	0	0	0	144	146	185	31	5	0	511	
Female	0	0	0	0	0	0	0	0	0	1	143	165	140	23	2	1	475	
Total	0	0	0	0	0	0	0	0	0	1	287	311	325	54	7	1	986	

Enrolment By Grade and Gender

Gender	Grade															Total
	K	1	2	3	4	5	6	7	8	9	10	11	12	4th		
Male	0	0	0	0	0	0	0	0	0	0	163	157	176	15	511	
Female	0	0	0	0	0	0	0	0	0	0	148	175	140	12	475	
Total	0	0	0	0	0	0	0	0	0	0	311	332	316	27	986	

Enrolment By Grade
For 485



* Data from the 2006-2007 AGR(Enrolment/Age as of the last day in Sept./Dec.)

** Newfoundland Statistics Classification System

*** May include itinerant teachers

District 3 - Nova Central

#125 - Baie Verte Collegiate, Baie Verte

Classification: Rural Community/Central Region**
Offers Distance Education: No

Grades: 7-12

Number of Grades: 6

[School FTE PTR : 13.7](#)

[District FTE PTR : 12.3](#)

[Provincial FTE PTR : 13.1](#)

[FTE Teachers](#) *** : 18.0

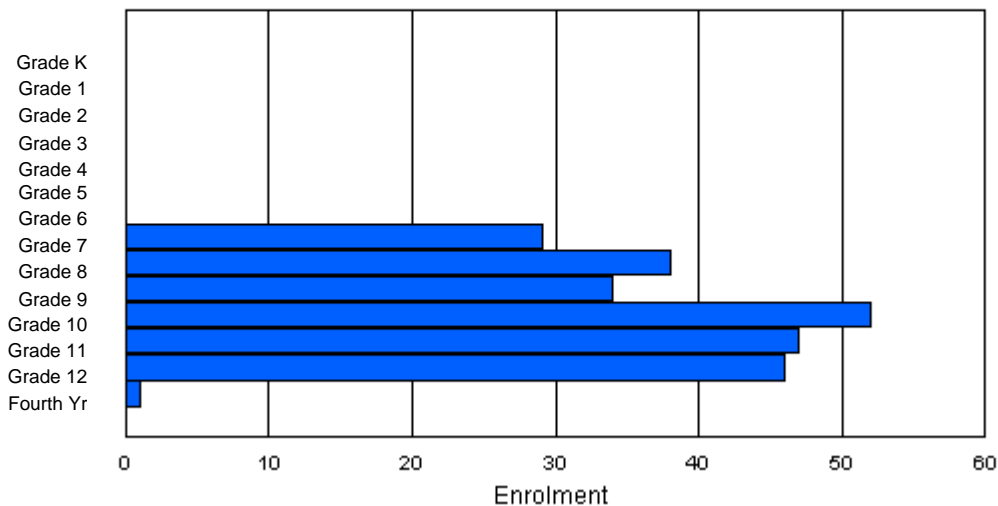
Enrolment By Age and Gender

Gender	Age																	Total
	5	6	7	8	9	10	11	12	13	14	15	16	17	18	19	20>		
Male	0	0	0	0	0	0	0	11	21	20	26	29	24	4	1	0	136	
Female	0	0	0	0	0	0	0	18	17	12	16	19	26	2	1	0	111	
Total	0	0	0	0	0	0	0	29	38	32	42	48	50	6	2	0	247	

Enrolment By Grade and Gender

Gender	Grade															Total
	K	1	2	3	4	5	6	7	8	9	10	11	12	4th		
Male	0	0	0	0	0	0	0	11	21	22	35	24	23	0	136	
Female	0	0	0	0	0	0	0	18	17	12	17	23	23	1	111	
Total	0	0	0	0	0	0	0	29	38	34	52	47	46	1	247	

Enrolment By Grade
For 125



* Data from the 2006-2007 AGR(Enrolment/Age as of the last day in Sept./Dec.)

** Newfoundland Statistics Classification System

*** May include itinerant teachers

District 3 - Nova Central

#128 - Long Island Academy, Beaumont

Classification: Rural Community/Central Region**
Offers Distance Education: Yes

Grades: 2,4-10,12 Number of Grades: 9

[School FTE PTR : 5.6](#)
[District FTE PTR : 12.3](#)
[Provincial FTE PTR : 13.1](#)

[FTE Teachers](#) *** : 5.0

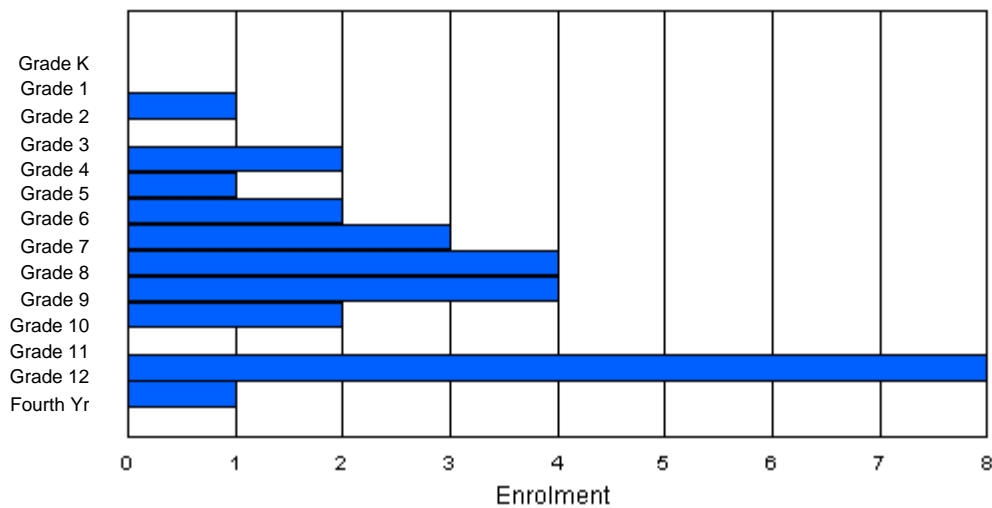
Enrolment By Age and Gender

Gender	Age																	Total
	5	6	7	8	9	10	11	12	13	14	15	16	17	18	19	20>		
Male	0	0	0	0	1	1	1	2	1	1	1	0	6	1	0	0	15	
Female	0	0	1	0	1	0	1	0	4	3	0	0	3	0	0	0	13	
Total	0	0	1	0	2	1	2	2	5	4	1	0	9	1	0	0	28	

Enrolment By Grade and Gender

Gender	Grade															Total
	K	1	2	3	4	5	6	7	8	9	10	11	12	4th		
Male	0	0	0	0	1	1	1	2	1	1	1	0	6	1	15	
Female	0	0	1	0	1	0	1	1	3	3	1	0	2	0	13	
Total	0	0	1	0	2	1	2	3	4	4	2	0	8	1	28	

Enrolment By Grade
For 128



* Data from the 2006-2007 AGR(Enrolment/Age as of the last day in Sept./Dec.)

** Newfoundland Statistics Classification System

*** May include itinerant teachers

District 3 - Nova Central

#132 - Botwood Collegiate, Botwood

Classification: Urban Community/Central Region**
Offers Distance Education: No

Grades: 7-12

Number of Grades: 6

[School FTE PTR : 14.7](#)

[District FTE PTR : 12.3](#)

[Provincial FTE PTR : 13.1](#)

[FTE Teachers](#) *** : 23.5

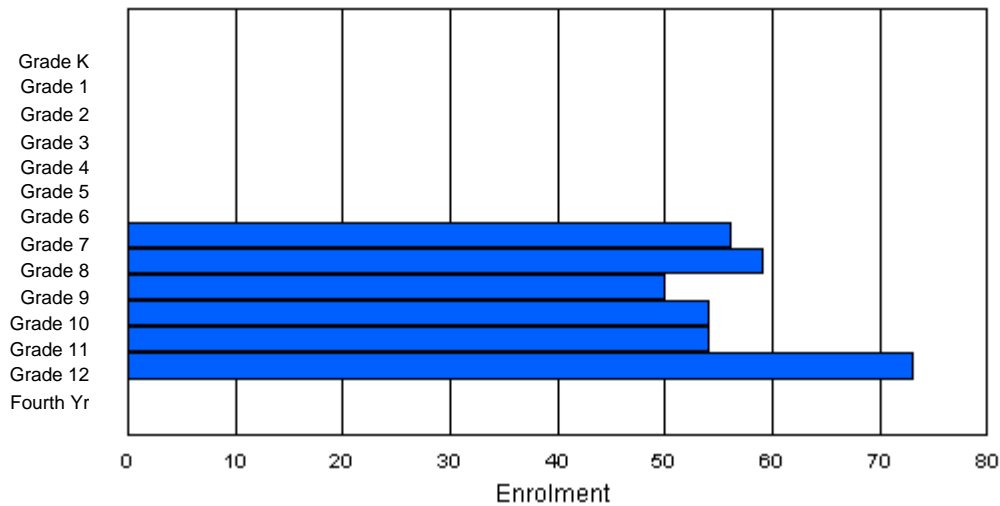
Enrolment By Age and Gender

Gender	Age																Total
	5	6	7	8	9	10	11	12	13	14	15	16	17	18	19	20>	
Male	0	0	0	0	0	0	0	28	32	31	22	26	39	6	2	0	186
Female	0	0	0	0	0	0	0	28	24	22	21	25	34	5	1	0	160
Total	0	0	0	0	0	0	0	56	56	53	43	51	73	11	3	0	346

Enrolment By Grade and Gender

Gender	Grade															Total
	K	1	2	3	4	5	6	7	8	9	10	11	12	4th		
Male	0	0	0	0	0	0	0	28	35	28	28	29	38	0	186	
Female	0	0	0	0	0	0	0	28	24	22	26	25	35	0	160	
Total	0	0	0	0	0	0	0	56	59	50	54	54	73	0	346	

Enrolment By Grade
For 132



* Data from the 2006-2007 AGR(Enrolment/Age as of the last day in Sept./Dec.)

** Newfoundland Statistics Classification System

*** May include itinerant teachers

District 3 - Nova Central

#133 - Memorial Academy, Botwood

Classification: Urban Community/Central Region**
Offers Distance Education: No

Grades: K-6

Number of Grades: 7

[School FTE PTR : 13.7](#)

[District FTE PTR : 12.3](#)

[Provincial FTE PTR : 13.1](#)

[FTE Teachers](#) *** : 25.0

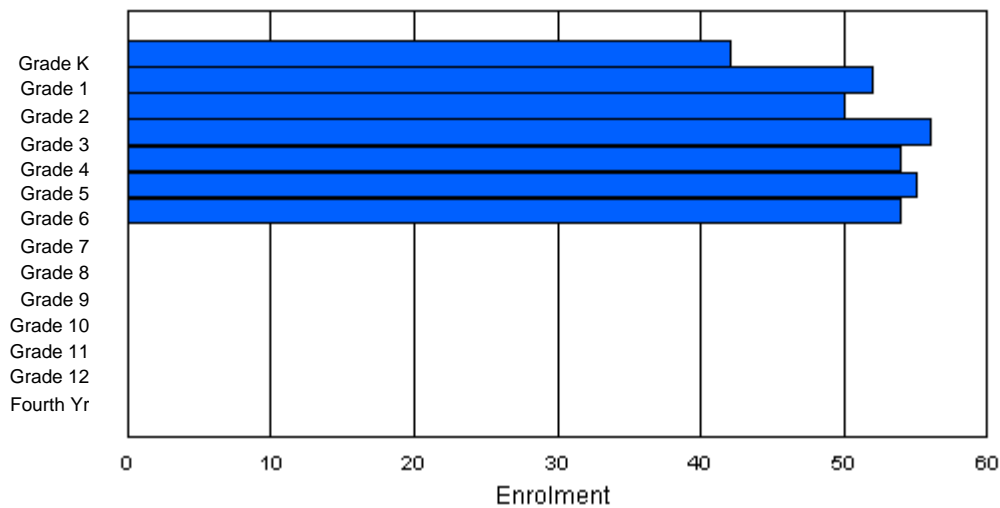
Enrolment By Age and Gender

Gender	Age																Total
	5	6	7	8	9	10	11	12	13	14	15	16	17	18	19	20>	
Male	23	26	22	26	33	28	29	2	0	0	1	0	0	0	0	0	190
Female	19	26	27	30	22	26	22	1	0	0	0	0	0	0	0	0	173
Total	42	52	49	56	55	54	51	3	0	0	1	0	0	0	0	0	363

Enrolment By Grade and Gender

Gender	Grade														Total
	K	1	2	3	4	5	6	7	8	9	10	11	12	4th	
Male	23	26	23	26	32	29	31	0	0	0	0	0	0	0	190
Female	19	26	27	30	22	26	23	0	0	0	0	0	0	0	173
Total	42	52	50	56	54	55	54	0	0	0	0	0	0	0	363

Enrolment By Grade
For 133



* Data from the 2006-2007 AGR(Enrolment/Age as of the last day in Sept./Dec.)

** Newfoundland Statistics Classification System

*** May include itinerant teachers

District 3 - Nova Central

#138 - Victoria Academy, Gaultois

Classification: Rural Community/Southern Region**
Offers Distance Education: Yes

Grades: K,2-5,7-12

Number of Grades: 11

[School FTE PTR : 5.9](#)

[District FTE PTR : 12.3](#)

[Provincial FTE PTR : 13.1](#)

[FTE Teachers](#) *** : 6.0

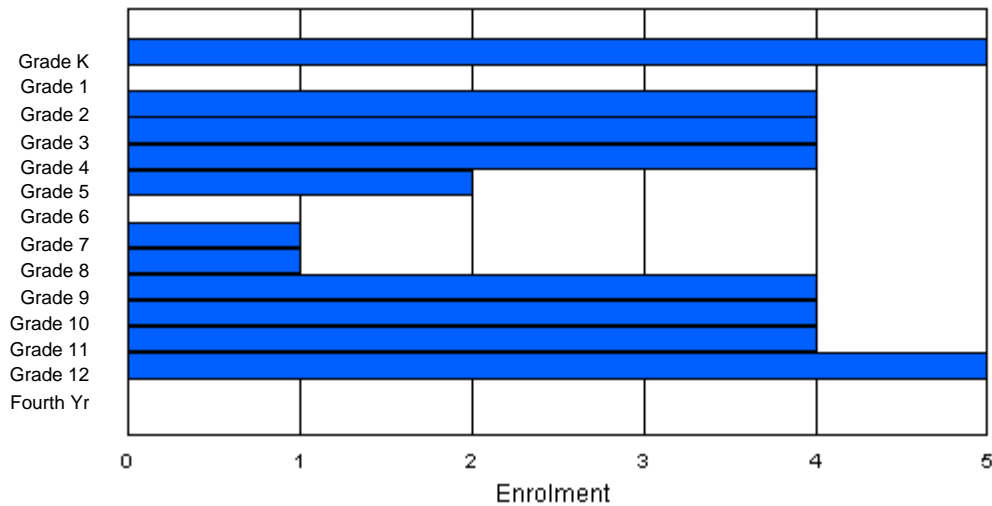
Enrolment By Age and Gender

Gender	Age																	Total
	5	6	7	8	9	10	11	12	13	14	15	16	17	18	19	20>		
Male	3	0	2	2	3	2	0	0	0	2	1	3	2	0	0	0	20	
Female	2	0	2	2	1	0	0	1	1	2	2	1	4	0	0	0	18	
Total	5	0	4	4	4	2	0	1	1	4	3	4	6	0	0	0	38	

Enrolment By Grade and Gender

Gender	Grade															Total
	K	1	2	3	4	5	6	7	8	9	10	11	12	4th		
Male	3	0	2	2	3	2	0	0	0	2	2	3	1	0	20	
Female	2	0	2	2	1	0	0	1	1	2	2	1	4	0	18	
Total	5	0	4	4	4	2	0	1	1	4	4	4	5	0	38	

Enrolment By Grade
For 138



* Data from the 2006-2007 AGR(Enrolment/Age as of the last day in Sept./Dec.)

** Newfoundland Statistics Classification System

*** May include itinerant teachers

District 3 - Nova Central

#142 - Woodland Primary, Grand Falls-Windsor

Grades: K-3

Number of Grades: 4

[FTE Teachers](#) *** : 28.0

Classification: Urban Community/Central Region**

Offers Distance Education: No

[School FTE PTR : 12.6](#)

[District FTE PTR : 12.3](#)

[Provincial FTE PTR : 13.1](#)

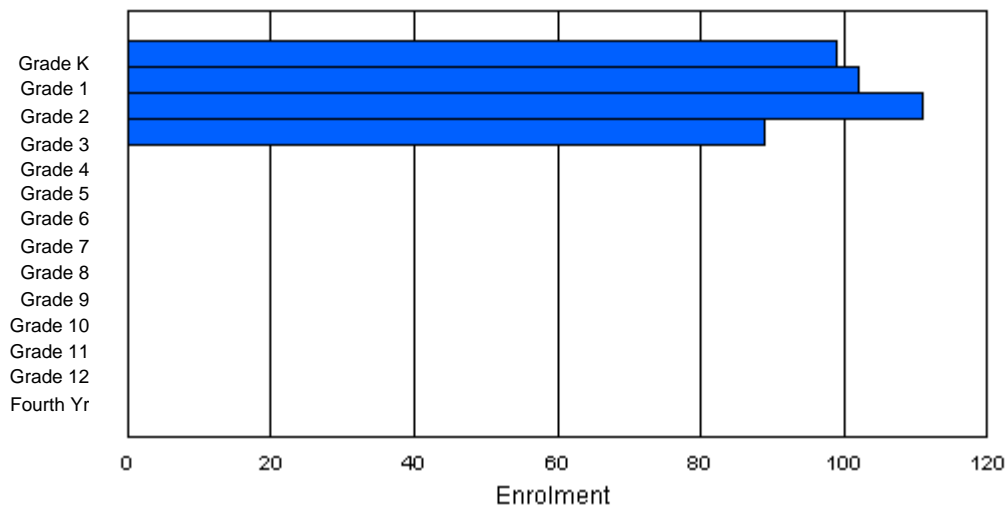
Enrolment By Age and Gender

Gender	Age																Total
	5	6	7	8	9	10	11	12	13	14	15	16	17	18	19	20>	
Male	53	58	65	49	0	0	0	0	0	0	0	0	0	0	0	0	225
Female	46	43	47	40	0	0	0	0	0	0	0	0	0	0	0	0	176
Total	99	101	112	89	0	0	0	0	0	0	0	0	0	0	0	401	

Enrolment By Grade and Gender

Gender	Grade														Total
	K	1	2	3	4	5	6	7	8	9	10	11	12	4th	
Male	53	58	65	49	0	0	0	0	0	0	0	0	0	0	225
Female	46	44	46	40	0	0	0	0	0	0	0	0	0	0	176
Total	99	102	111	89	0	0	0	0	0	0	0	0	0	0	401

Enrolment By Grade
For 142



* Data from the 2006-2007 AGR(Enrolment/Age as of the last day in Sept./Dec.)

** Newfoundland Statistics Classification System

*** May include itinerant teachers

District 3 - Nova Central

#143 - Millcrest Academy, Grand Falls-Windsor

Classification: Urban Community/Central Region**
Offers Distance Education: No

Grades: 4-6 Number of Grades: 3

[School FTE PTR : 13.7](#)
[District FTE PTR : 12.3](#)
[Provincial FTE PTR : 13.1](#)

[FTE Teachers](#) *** : 21.3

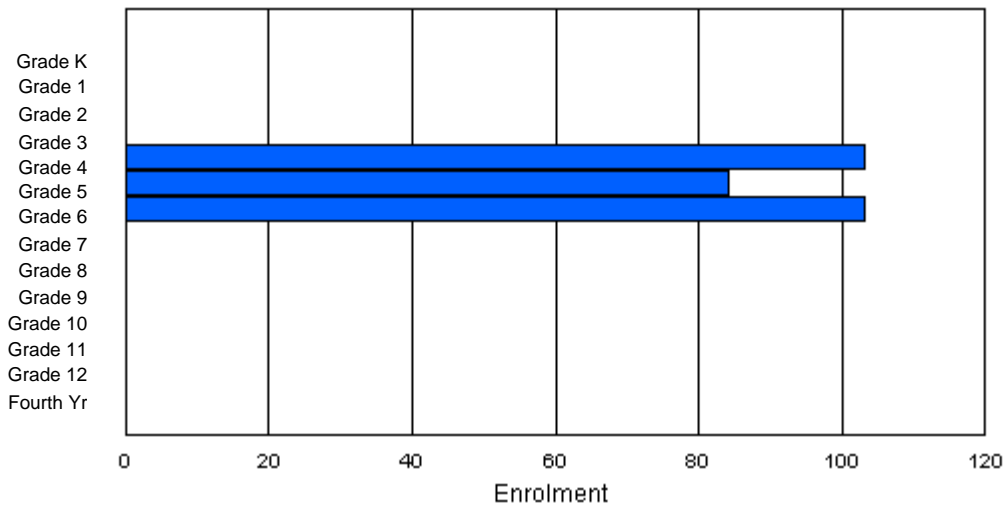
Enrolment By Age and Gender

Gender	Age																Total
	5	6	7	8	9	10	11	12	13	14	15	16	17	18	19	20>	
Male	0	0	0	0	49	44	55	1	0	0	0	0	0	0	0	0	149
Female	0	0	0	0	55	39	46	1	0	0	0	0	0	0	0	0	141
Total	0	0	0	0	104	83	101	2	0	0	0	0	0	0	0	0	290

Enrolment By Grade and Gender

Gender	Grade															Total
	K	1	2	3	4	5	6	7	8	9	10	11	12	4th		
Male	0	0	0	0	48	45	56	0	0	0	0	0	0	0	149	
Female	0	0	0	0	55	39	47	0	0	0	0	0	0	0	141	
Total	0	0	0	0	103	84	103	0	0	0	0	0	0	0	290	

Enrolment By Grade
For 143



* Data from the 2006-2007 AGR(Enrolment/Age as of the last day in Sept./Dec.)

** Newfoundland Statistics Classification System

*** May include itinerant teachers

District 3 - Nova Central

#144 - Sprucewood Academy, Grand Falls-Windsor

Classification: Urban Community/Central Region**
Offers Distance Education: No

Grades: K-6 Number of Grades: 7

[School FTE PTR : 13.6](#)
[District FTE PTR : 12.3](#)
[Provincial FTE PTR : 13.1](#)

[FTE Teachers](#) *** : 24.3

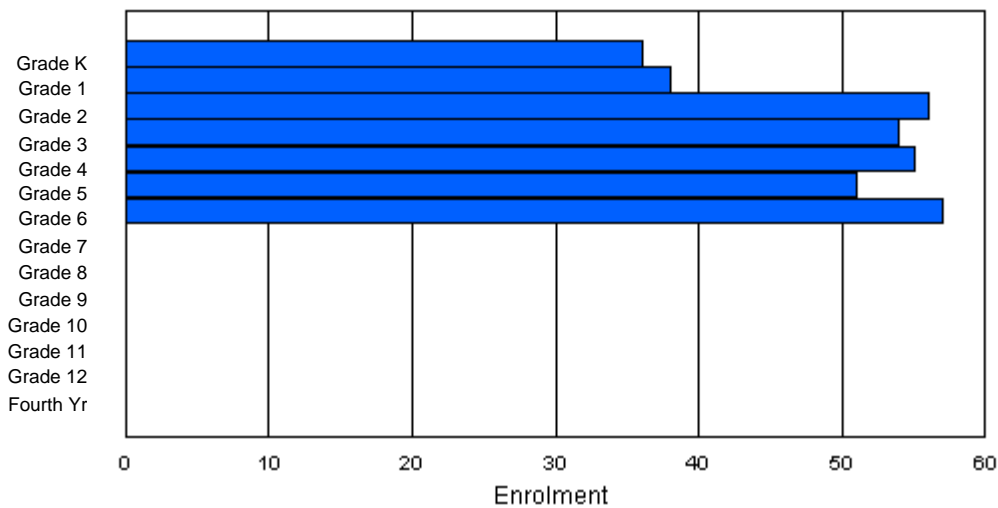
Enrolment By Age and Gender

Gender	Age																Total
	5	6	7	8	9	10	11	12	13	14	15	16	17	18	19	20>	
Male	16	23	17	30	28	26	29	1	0	0	0	0	0	0	0	0	170
Female	19	16	35	28	23	27	27	2	0	0	0	0	0	0	0	0	177
Total	35	39	52	58	51	53	56	3	0	0	0	0	0	0	0	0	347

Enrolment By Grade and Gender

Gender	Grade														Total
	K	1	2	3	4	5	6	7	8	9	10	11	12	4th	
Male	17	22	19	28	31	23	30	0	0	0	0	0	0	0	170
Female	19	16	37	26	24	28	27	0	0	0	0	0	0	0	177
Total	36	38	56	54	55	51	57	0	0	0	0	0	0	0	347

Enrolment By Grade
For 144



* Data from the 2006-2007 AGR(Enrolment/Age as of the last day in Sept./Dec.)

** Newfoundland Statistics Classification System

*** May include itinerant teachers

District 3 - Nova Central

#149 - King Academy, Harbour Breton

Classification: Rural Community/Southern Region**
Offers Distance Education: Yes

Grades: 7-12

Number of Grades: 6

[School FTE PTR : 12.4](#)

[District FTE PTR : 12.3](#)

[Provincial FTE PTR : 13.1](#)

[FTE Teachers](#) *** : 13.0

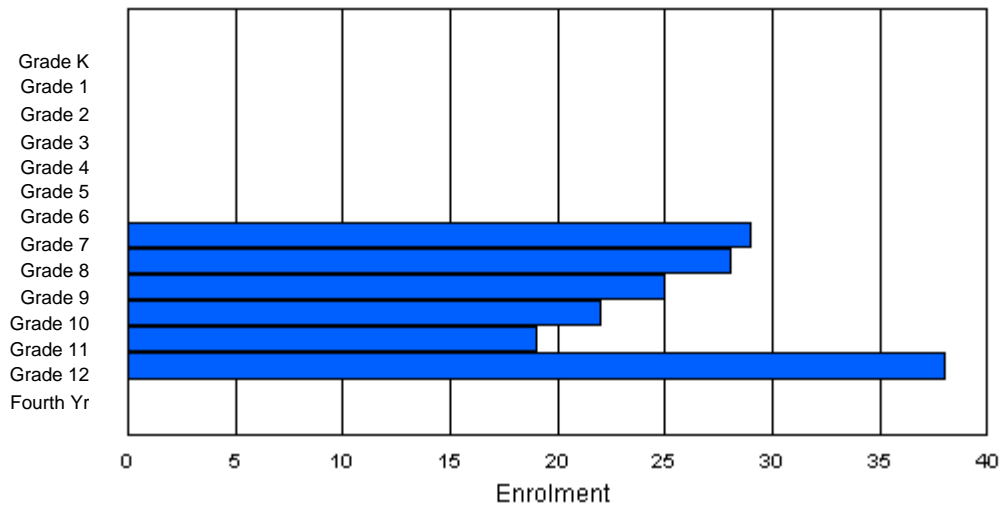
Enrolment By Age and Gender

Gender	Age																Total
	5	6	7	8	9	10	11	12	13	14	15	16	17	18	19	20>	
Male	0	0	0	0	0	0	0	15	19	11	11	10	15	2	1	0	84
Female	0	0	0	0	0	0	0	13	10	14	9	11	20	0	0	0	77
Total	0	0	0	0	0	0	0	28	29	25	20	21	35	2	1	0	161

Enrolment By Grade and Gender

Gender	Grade														Total
	K	1	2	3	4	5	6	7	8	9	10	11	12	4th	
Male	0	0	0	0	0	0	0	15	19	11	11	10	18	0	84
Female	0	0	0	0	0	0	0	14	9	14	11	9	20	0	77
Total	0	0	0	0	0	0	0	29	28	25	22	19	38	0	161

Enrolment By Grade
For 149



* Data from the 2006-2007 AGR(Enrolment/Age as of the last day in Sept./Dec.)

** Newfoundland Statistics Classification System

*** May include itinerant teachers

District 3 - Nova Central

#150 - St. Joseph's Elementary, Harbour Breton

Classification: Rural Community/Southern Region**
Offers Distance Education: No

Grades: K-6 Number of Grades: 7

[School FTE PTR : 11.3](#)
[District FTE PTR : 12.3](#)
[Provincial FTE PTR : 13.1](#)

[FTE Teachers](#) *** : 12.0

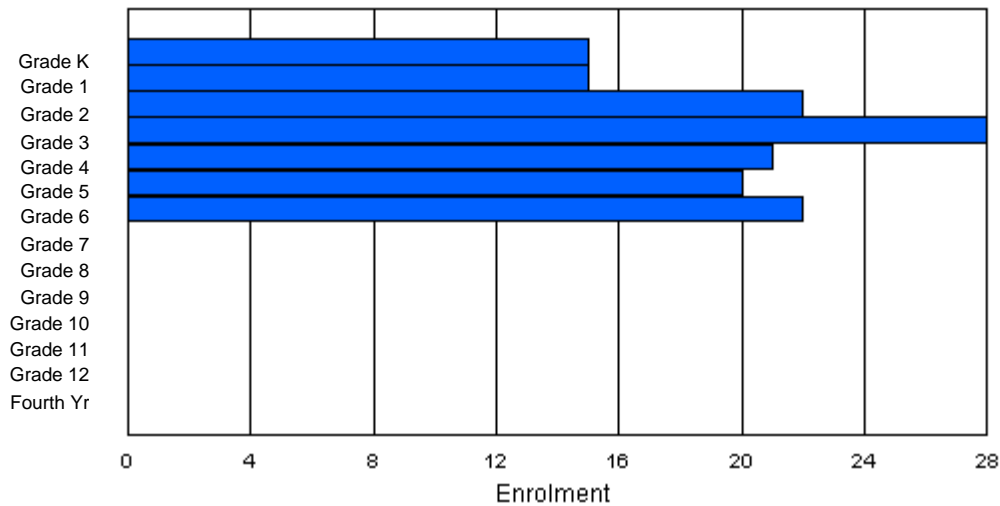
Enrolment By Age and Gender

Gender	Age																Total
	5	6	7	8	9	10	11	12	13	14	15	16	17	18	19	20>	
Male	9	10	9	13	14	11	10	0	0	0	0	0	0	0	0	0	76
Female	5	6	13	15	7	9	12	0	0	0	0	0	0	0	0	0	67
Total	14	16	22	28	21	20	22	0	0	0	0	0	0	0	0	0	143

Enrolment By Grade and Gender

Gender	Grade														Total
	K	1	2	3	4	5	6	7	8	9	10	11	12	4th	
Male	10	9	9	13	14	11	10	0	0	0	0	0	0	0	76
Female	5	6	13	15	7	9	12	0	0	0	0	0	0	0	67
Total	15	15	22	28	21	20	22	0	0	0	0	0	0	0	143

Enrolment By Grade
For 150



* Data from the 2006-2007 AGR(Enrolment/Age as of the last day in Sept./Dec.)

** Newfoundland Statistics Classification System

*** May include itinerant teachers

District 3 - Nova Central

#151 - John Watkins Academy, Hermitage

Classification: Rural Community/Southern Region**
Offers Distance Education: Yes

Grades: K-12

Number of Grades: 13

[School FTE PTR : 9.9](#)

[District FTE PTR : 12.3](#)

[Provincial FTE PTR : 13.1](#)

[FTE Teachers](#) *** : 10.0

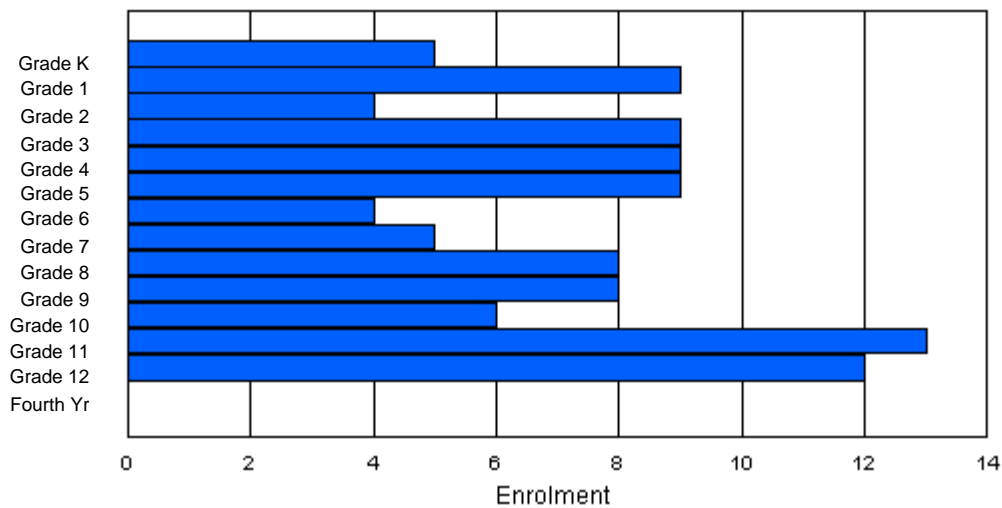
Enrolment By Age and Gender

Gender	Age																	Total
	5	6	7	8	9	10	11	12	13	14	15	16	17	18	19	20>		
Male	2	4	2	3	4	5	2	3	2	4	5	6	8	0	0	0	50	
Female	3	5	2	6	5	4	2	2	6	4	1	5	6	0	0	0	51	
Total	5	9	4	9	9	9	4	5	8	8	6	11	14	0	0	0	101	

Enrolment By Grade and Gender

Gender	Grade															Total
	K	1	2	3	4	5	6	7	8	9	10	11	12	4th		
Male	2	4	2	3	4	5	2	3	2	4	5	8	6	0	50	
Female	3	5	2	6	5	4	2	2	6	4	1	5	6	0	51	
Total	5	9	4	9	9	9	4	5	8	8	6	13	12	0	101	

Enrolment By Grade
For 151



* Data from the 2006-2007 AGR(Enrolment/Age as of the last day in Sept./Dec.)

** Newfoundland Statistics Classification System

*** May include itinerant teachers

District 3 - Nova Central

#152 - Valmont Academy, King's Point

Classification: Rural Community/Central Region**
Offers Distance Education: Yes

Grades: K-12

Number of Grades: 13

[School FTE PTR : 10.5](#)

[District FTE PTR : 12.3](#)

[Provincial FTE PTR : 13.1](#)

[FTE Teachers](#) *** : 13.0

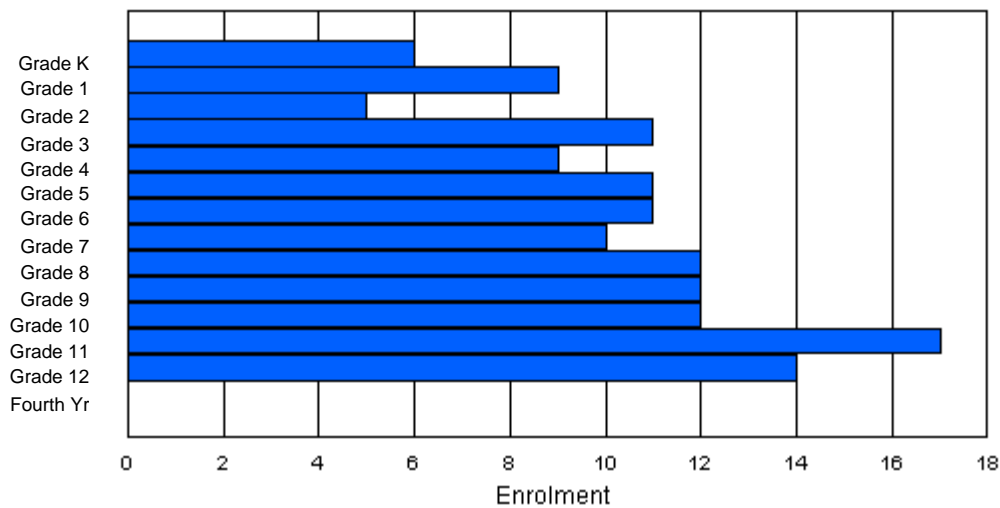
Enrolment By Age and Gender

Gender	Age																	Total
	5	6	7	8	9	10	11	12	13	14	15	16	17	18	19	20>		
Male	3	2	1	7	2	8	7	4	5	10	6	10	6	1	0	0	72	
Female	3	7	4	4	7	3	4	6	5	5	4	6	9	0	0	0	67	
Total	6	9	5	11	9	11	11	10	10	15	10	16	15	1	0	0	139	

Enrolment By Grade and Gender

Gender	Grade														Total
	K	1	2	3	4	5	6	7	8	9	10	11	12	4th	
Male	3	2	1	7	2	8	7	4	7	7	7	11	6	0	72
Female	3	7	4	4	7	3	4	6	5	5	5	6	8	0	67
Total	6	9	5	11	9	11	11	10	12	12	12	17	14	0	139

Enrolment By Grade
For 152



* Data from the 2006-2007 AGR(Enrolment/Age as of the last day in Sept./Dec.)

** Newfoundland Statistics Classification System

*** May include itinerant teachers

District 3 - Nova Central

#153 - Cape John Collegiate, La Scie

Classification: Rural Community/Central Region**
Offers Distance Education: Yes

Grades: 7-12

Number of Grades: 6

[School FTE PTR : 12.5](#)

[District FTE PTR : 12.3](#)

[Provincial FTE PTR : 13.1](#)

[FTE Teachers](#) *** : 11.5

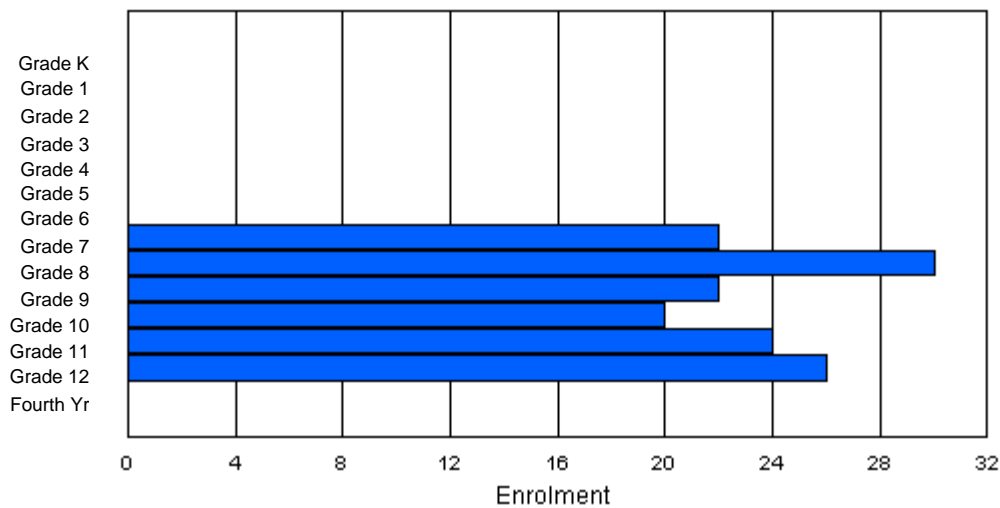
Enrolment By Age and Gender

Gender	Age																Total
	5	6	7	8	9	10	11	12	13	14	15	16	17	18	19	20>	
Male	0	0	0	0	0	0	0	9	16	13	11	11	12	1	0	0	73
Female	0	0	0	0	0	0	0	13	13	10	9	12	14	0	0	0	71
Total	0	0	0	0	0	0	0	22	29	23	20	23	26	1	0	0	144

Enrolment By Grade and Gender

Gender	Grade														Total
	K	1	2	3	4	5	6	7	8	9	10	11	12	4th	
Male	0	0	0	0	0	0	0	9	17	12	11	12	12	0	73
Female	0	0	0	0	0	0	0	13	13	10	9	12	14	0	71
Total	0	0	0	0	0	0	0	22	30	22	20	24	26	0	144

Enrolment By Grade
For 153



* Data from the 2006-2007 AGR(Enrolment/Age as of the last day in Sept./Dec.)

** Newfoundland Statistics Classification System

*** May include itinerant teachers

District 3 - Nova Central

#154 - Hillside Elementary, La Scie

Classification: Rural Community/Central Region**
Offers Distance Education: No

Grades: K-6

Number of Grades: 7

[School FTE PTR : 12.6](#)

[District FTE PTR : 12.3](#)

[Provincial FTE PTR : 13.1](#)

[FTE Teachers](#) *** : 9.0

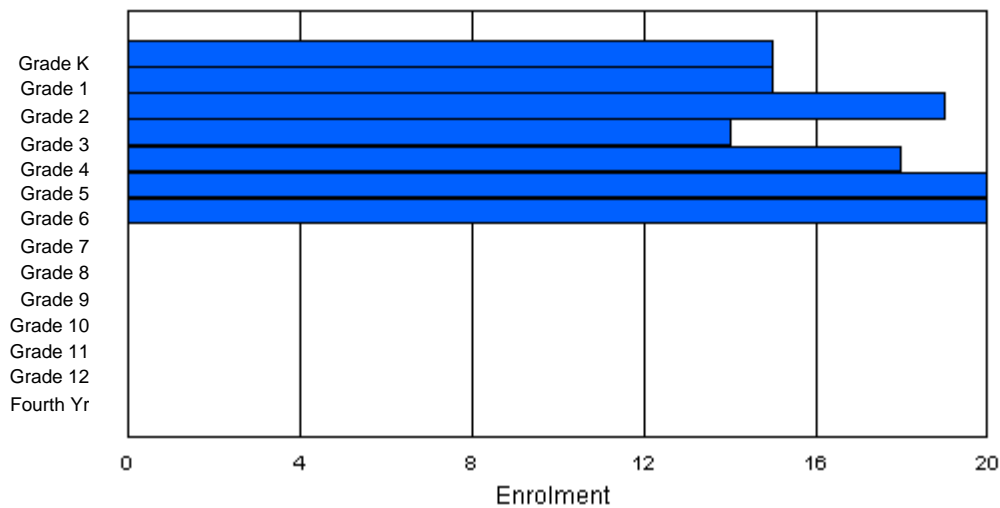
Enrolment By Age and Gender

Gender	Age																Total
	5	6	7	8	9	10	11	12	13	14	15	16	17	18	19	20>	
Male	6	6	8	6	11	9	8	0	0	0	0	0	0	0	0	0	54
Female	10	8	11	8	7	11	12	0	0	0	0	0	0	0	0	0	67
Total	16	14	19	14	18	20	20	0	0	0	0	0	0	0	0	0	121

Enrolment By Grade and Gender

Gender	Grade														Total
	K	1	2	3	4	5	6	7	8	9	10	11	12	4th	
Male	5	7	8	6	11	9	8	0	0	0	0	0	0	0	54
Female	10	8	11	8	7	11	12	0	0	0	0	0	0	0	67
Total	15	15	19	14	18	20	20	0	0	0	0	0	0	0	121

Enrolment By Grade
For 154



* Data from the 2006-2007 AGR(Enrolment/Age as of the last day in Sept./Dec.)

** Newfoundland Statistics Classification System

*** May include itinerant teachers

District 3 - Nova Central

#155 - Leading Ticks Primary, Leading Ticks

Classification: Rural Community/Central Region**
Offers Distance Education: No

Grades: K-3 Number of Grades: 4

[School FTE PTR : 9.4](#)
[District FTE PTR : 12.3](#)
[Provincial FTE PTR : 13.1](#)

[FTE Teachers](#) *** : 1.8

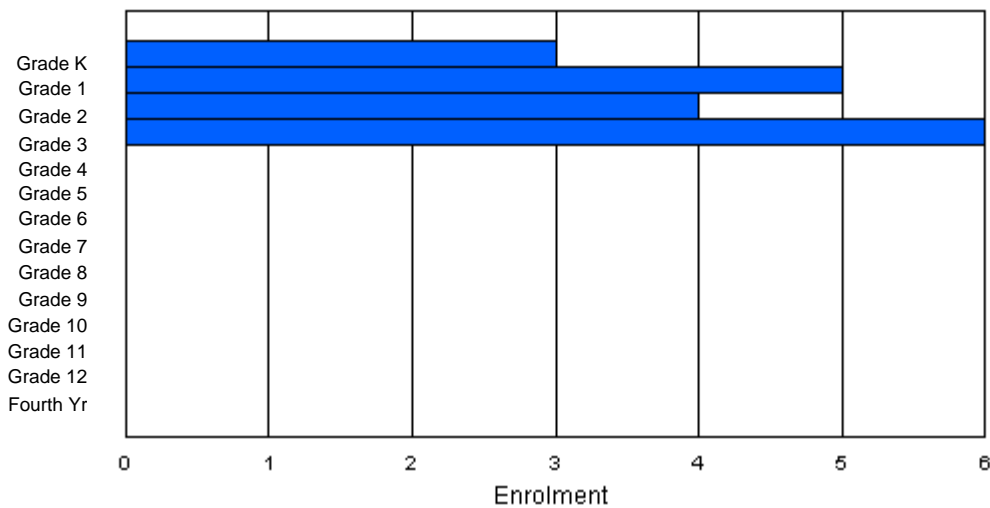
Enrolment By Age and Gender

Gender	Age																Total
	5	6	7	8	9	10	11	12	13	14	15	16	17	18	19	20>	
Male	3	2	3	3	0	0	0	0	0	0	0	0	0	0	0	0	11
Female	0	3	1	3	0	0	0	0	0	0	0	0	0	0	0	0	7
Total	3	5	4	6	0	0	0	0	0	0	0	0	0	0	0	18	

Enrolment By Grade and Gender

Gender	Grade														Total
	K	1	2	3	4	5	6	7	8	9	10	11	12	4th	
Male	3	2	3	3	0	0	0	0	0	0	0	0	0	0	11
Female	0	3	1	3	0	0	0	0	0	0	0	0	0	0	7
Total	3	5	4	6	0	0	0	0	0	0	0	0	0	0	18

Enrolment By Grade
For 155



* Data from the 2006-2007 AGR(Enrolment/Age as of the last day in Sept./Dec.)

** Newfoundland Statistics Classification System

*** May include itinerant teachers

District 3 - Nova Central

#156 - H.L. Strong Academy, Little Bay Islands

Grades: 1,3-5,8-11

Number of Grades: 8

[FTE Teachers](#) *** : 2.0

Classification: Rural Community/Central Region**

Offers Distance Education: Yes

[School FTE PTR : 4.5](#)

[District FTE PTR : 12.3](#)

[Provincial FTE PTR : 13.1](#)

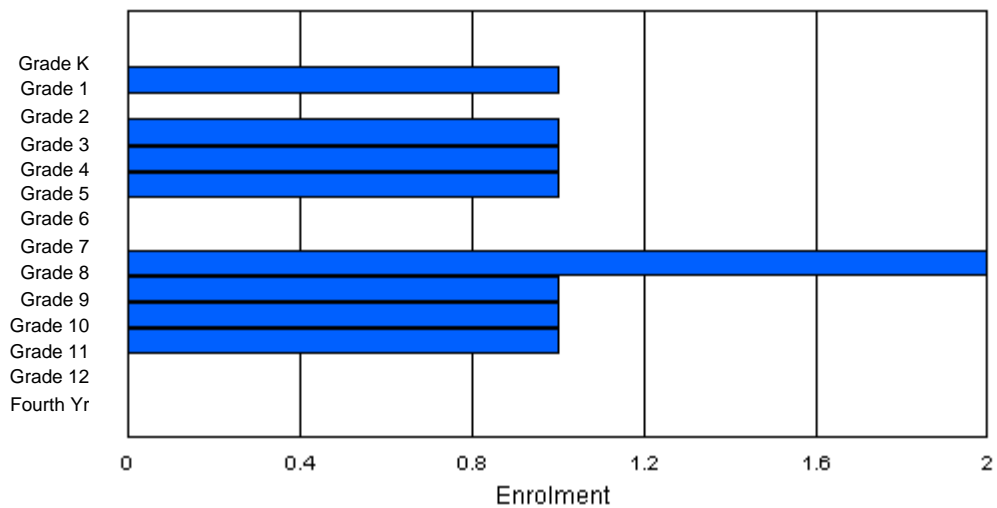
Enrolment By Age and Gender

Gender	Age																Total
	5	6	7	8	9	10	11	12	13	14	15	16	17	18	19	20>	
Male	0	1	0	1	0	0	0	0	0	1	0	0	0	0	0	0	3
Female	0	0	0	0	1	1	0	0	2	0	1	1	0	0	0	0	6
Total	0	1	0	1	1	1	0	0	2	1	1	1	0	0	0	0	9

Enrolment By Grade and Gender

Gender	Grade														Total
	K	1	2	3	4	5	6	7	8	9	10	11	12	4th	
Male	0	1	0	1	0	0	0	0	0	1	0	0	0	0	3
Female	0	0	0	0	1	1	0	0	2	0	1	1	0	0	6
Total	0	1	0	1	1	1	0	0	2	1	1	1	0	0	9

Enrolment By Grade
For 156



* Data from the 2006-2007 AGR(Enrolment/Age as of the last day in Sept./Dec.)

** Newfoundland Statistics Classification System

*** May include itinerant teachers

District 3 - Nova Central

#157 - St. Peter's AG, McCallum

Classification: Rural Community/Southern Region**
Offers Distance Education: Yes

Grades: 1,3-7,9-12 Number of Grades: 10

[School FTE PTR : 3.4](#)
[District FTE PTR : 12.3](#)
[Provincial FTE PTR : 13.1](#)

[FTE Teachers](#) *** : 3.5

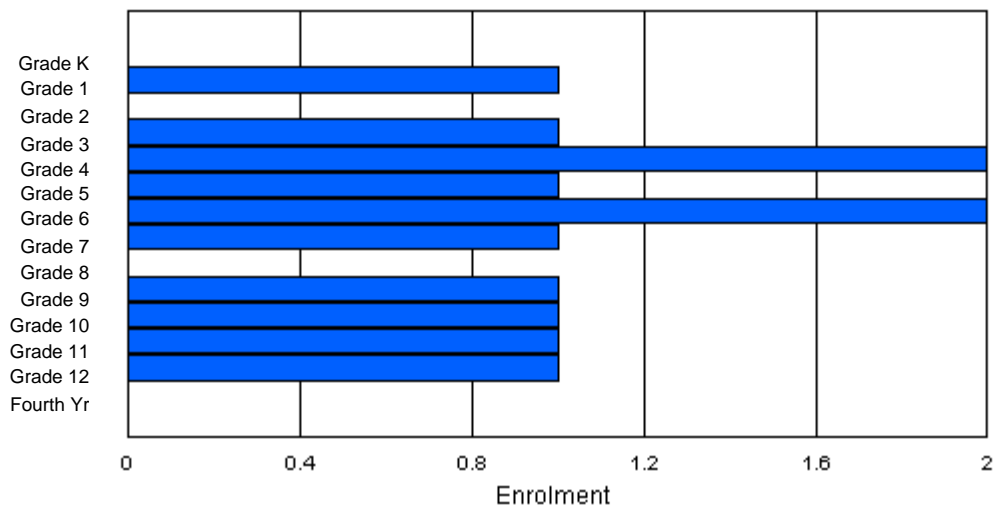
Enrolment By Age and Gender

Gender	Age																Total
	5	6	7	8	9	10	11	12	13	14	15	16	17	18	19	20>	
Male	0	0	0	1	1	1	1	0	0	0	1	0	0	0	0	0	5
Female	0	1	0	0	1	0	1	1	0	1	0	1	1	0	0	0	7
Total	0	1	0	1	2	1	2	1	0	1	1	1	1	0	0	0	12

Enrolment By Grade and Gender

Gender	Grade														Total
	K	1	2	3	4	5	6	7	8	9	10	11	12	4th	
Male	0	0	0	1	1	1	1	0	0	0	1	0	0	0	5
Female	0	1	0	0	1	0	1	1	0	1	0	1	1	0	7
Total	0	1	0	1	2	1	2	1	0	1	1	1	1	0	12

Enrolment By Grade
For 157



* Data from the 2006-2007 AGR(Enrolment/Age as of the last day in Sept./Dec.)

** Newfoundland Statistics Classification System

*** May include itinerant teachers

District 3 - Nova Central

#158 - MSB Regional Academy, Middle Arm

Classification: Rural Community/Central Region**
Offers Distance Education: Yes

Grades: K-12

Number of Grades: 13

[School FTE PTR : 10.1](#)

[District FTE PTR : 12.3](#)

[Provincial FTE PTR : 13.1](#)

[FTE Teachers](#) *** : 16.5

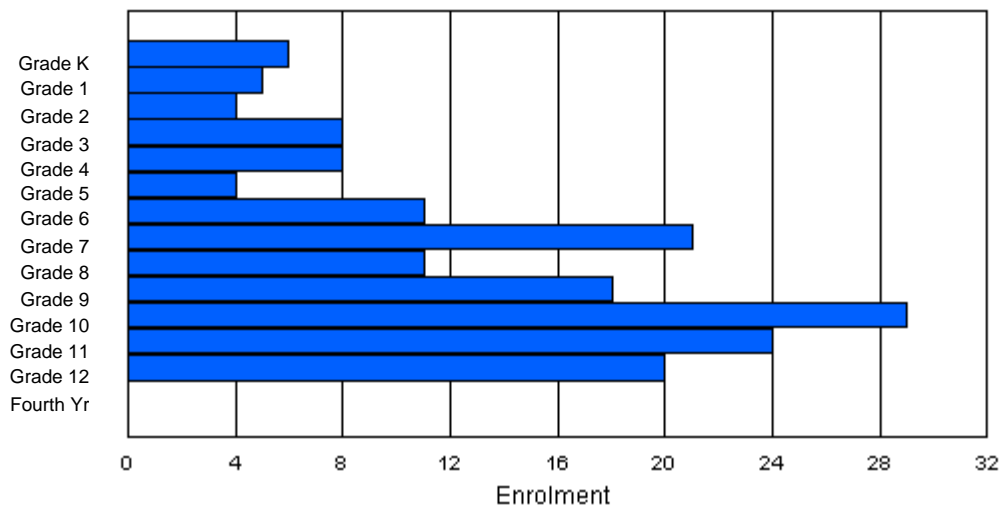
Enrolment By Age and Gender

Gender	Age																	Total
	5	6	7	8	9	10	11	12	13	14	15	16	17	18	19	20>		
Male	2	2	2	4	5	1	4	13	6	11	12	9	11	5	0	0	87	
Female	4	3	2	4	3	3	7	7	6	6	15	12	9	1	0	0	82	
Total	6	5	4	8	8	4	11	20	12	17	27	21	20	6	0	0	169	

Enrolment By Grade and Gender

Gender	Grade															Total
	K	1	2	3	4	5	6	7	8	9	10	11	12	4th		
Male	2	2	2	4	5	1	4	14	5	12	13	13	10	0	87	
Female	4	3	2	4	3	3	7	7	6	6	16	11	10	0	82	
Total	6	5	4	8	8	4	11	21	11	18	29	24	20	0	169	

Enrolment By Grade
For 158



* Data from the 2006-2007 AGR(Enrolment/Age as of the last day in Sept./Dec.)

** Newfoundland Statistics Classification System

*** May include itinerant teachers

District 3 - Nova Central

#160 - Bayview Primary, Nipper's Harbour

Classification: Rural Community/Central Region**
Offers Distance Education: No

Grades: K-3

Number of Grades: 4

[School FTE PTR : 5.5](#)

[District FTE PTR : 12.3](#)

[Provincial FTE PTR : 13.1](#)

[FTE Teachers](#) *** : 1.0

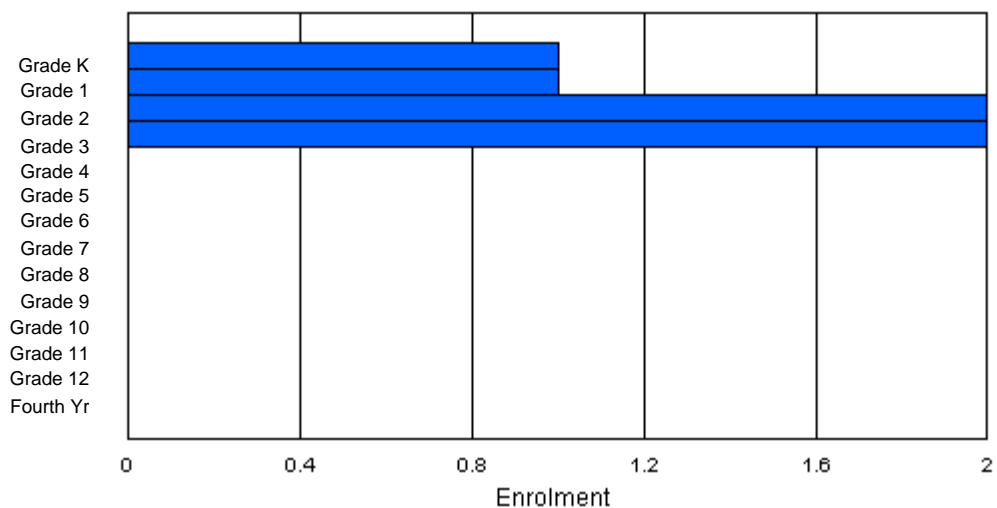
Enrolment By Age and Gender

Gender	Age																Total
	5	6	7	8	9	10	11	12	13	14	15	16	17	18	19	20>	
Male	0	0	1	2	0	0	0	0	0	0	0	0	0	0	0	0	3
Female	1	1	1	0	0	0	0	0	0	0	0	0	0	0	0	0	3
Total	1	1	2	2	0	0	0	0	0	0	0	0	0	0	0	0	6

Enrolment By Grade and Gender

Gender	Grade														Total
	K	1	2	3	4	5	6	7	8	9	10	11	12	4th	
Male	0	0	1	2	0	0	0	0	0	0	0	0	0	0	3
Female	1	1	1	0	0	0	0	0	0	0	0	0	0	0	3
Total	1	1	2	2	0	0	0	0	0	0	0	0	0	0	6

Enrolment By Grade
For 160



* Data from the 2006-2007 AGR(Enrolment/Age as of the last day in Sept./Dec.)

** Newfoundland Statistics Classification System

*** May include itinerant teachers

District 3 - Nova Central

#162 - Dorset Collegiate, Pilley's Island

Classification: Rural Community/Central Region**
Offers Distance Education: Yes

Grades: 7-12

Number of Grades: 6

[School FTE PTR : 13.2](#)

[District FTE PTR : 12.3](#)

[Provincial FTE PTR : 13.1](#)

[FTE Teachers](#) *** : 13.5

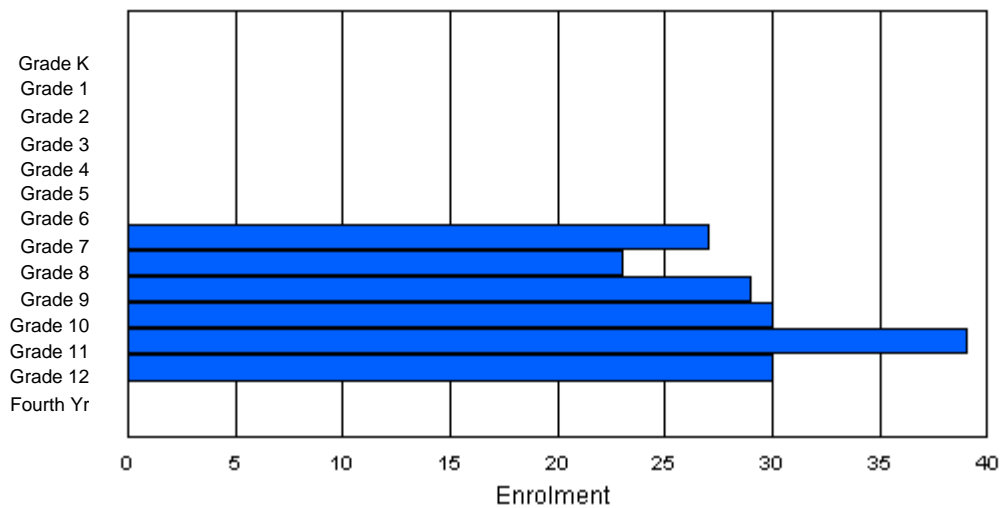
Enrolment By Age and Gender

Gender	Age																Total
	5	6	7	8	9	10	11	12	13	14	15	16	17	18	19	20>	
Male	0	0	0	0	0	0	0	13	11	17	13	22	24	2	0	0	102
Female	0	0	0	0	0	0	0	11	14	13	15	11	12	0	0	0	76
Total	0	0	0	0	0	0	0	24	25	30	28	33	36	2	0	0	178

Enrolment By Grade and Gender

Gender	Grade														Total
	K	1	2	3	4	5	6	7	8	9	10	11	12	4th	
Male	0	0	0	0	0	0	0	15	10	16	15	28	18	0	102
Female	0	0	0	0	0	0	0	12	13	13	15	11	12	0	76
Total	0	0	0	0	0	0	0	27	23	29	30	39	30	0	178

Enrolment By Grade
For 162



* Data from the 2006-2007 AGR(Enrolment/Age as of the last day in Sept./Dec.)

** Newfoundland Statistics Classification System

*** May include itinerant teachers

District 3 - Nova Central

#163 - Point Leamington Academy, Point Leamington

Classification: Rural Community/Central Region**
Offers Distance Education: Yes

Grades: K-12

Number of Grades: 13

[School FTE PTR : 11.3](#)

[District FTE PTR : 12.3](#)

[Provincial FTE PTR : 13.1](#)

[FTE Teachers](#) *** : 12.0

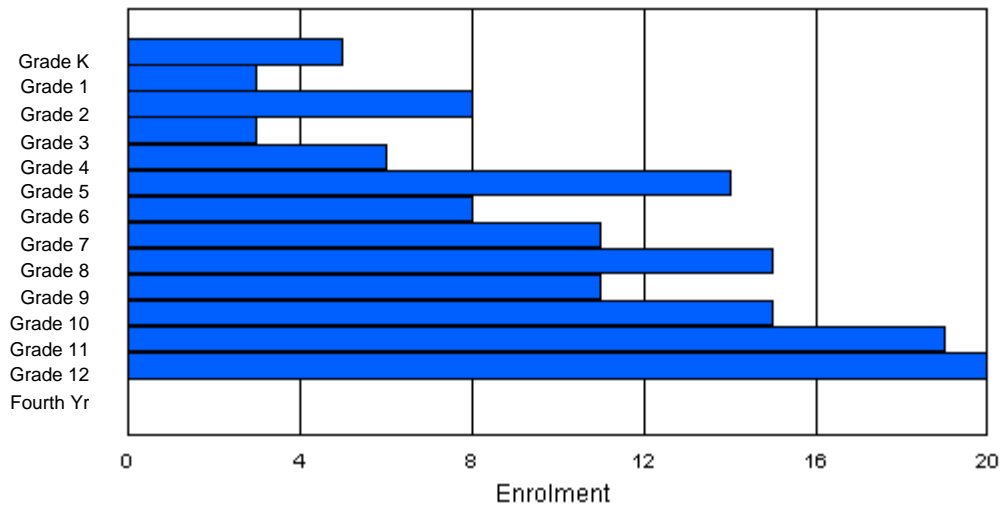
Enrolment By Age and Gender

Gender	Age																	Total
	5	6	7	8	9	10	11	12	13	14	15	16	17	18	19	20>		
Male	4	1	4	2	1	7	4	8	8	5	8	5	10	4	0	0	71	
Female	1	2	4	1	5	7	4	3	7	6	7	11	8	1	0	0	67	
Total	5	3	8	3	6	14	8	11	15	11	15	16	18	5	0	0	138	

Enrolment By Grade and Gender

Gender	Grade															Total
	K	1	2	3	4	5	6	7	8	9	10	11	12	4th		
Male	4	1	4	2	1	7	4	8	8	5	8	8	11	0	71	
Female	1	2	4	1	5	7	4	3	7	6	7	11	9	0	67	
Total	5	3	8	3	6	14	8	11	15	11	15	19	20	0	138	

Enrolment By Grade
For 163



* Data from the 2006-2007 AGR(Enrolment/Age as of the last day in Sept./Dec.)

** Newfoundland Statistics Classification System

*** May include itinerant teachers

District 3 - Nova Central

#165 - St. Stephen's AG, Rencontre East

Classification: Rural Community/Southern Region**
Offers Distance Education: Yes

Grades: 1-7,9-12

Number of Grades: 11

[School FTE PTR : 5.8](#)

[District FTE PTR : 12.3](#)

[Provincial FTE PTR : 13.1](#)

[FTE Teachers](#) *** : 5.0

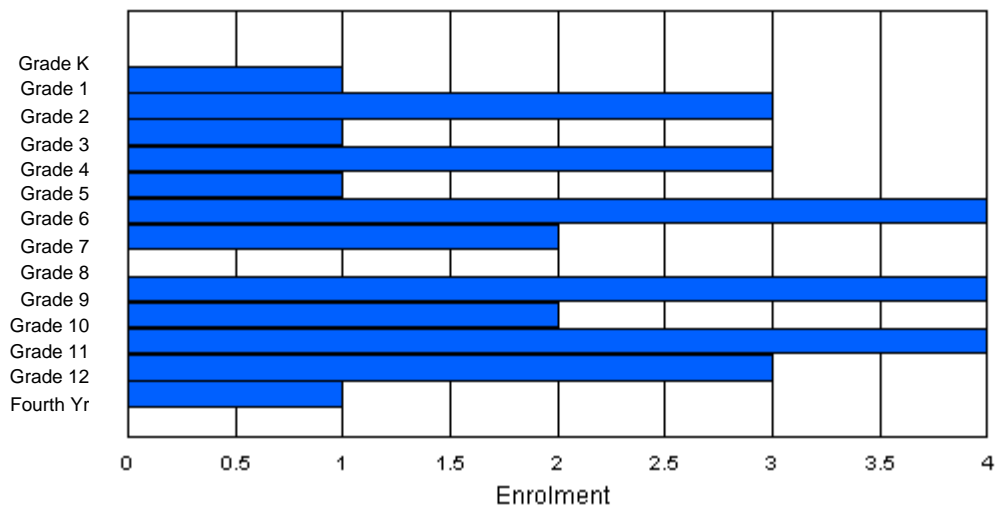
Enrolment By Age and Gender

Gender	Age																
	5	6	7	8	9	10	11	12	13	14	15	16	17	18	19	20>	Total
Male	0	1	1	0	2	1	1	2	0	2	1	1	4	0	0	0	16
Female	0	0	2	0	1	0	3	0	0	2	1	2	1	1	0	0	13
Total	0	1	3	0	3	1	4	2	0	4	2	3	5	1	0	0	29

Enrolment By Grade and Gender

Gender	Grade														
	K	1	2	3	4	5	6	7	8	9	10	11	12	4th	Total
Male	0	1	2	0	2	1	1	2	0	2	1	2	2	0	16
Female	0	0	1	1	1	0	3	0	0	2	1	2	1	1	13
Total	0	1	3	1	3	1	4	2	0	4	2	4	3	1	29

Enrolment By Grade
For 165



* Data from the 2006-2007 AGR(Enrolment/Age as of the last day in Sept./Dec.)

** Newfoundland Statistics Classification System

*** May include itinerant teachers

District 3 - Nova Central

#167 - Green Bay South Academy, Robert's Arm

Classification: Rural Community/Central Region**
Offers Distance Education: No

Grades: K-6

Number of Grades: 7

[School FTE PTR : 11.9](#)

[District FTE PTR : 12.3](#)

[Provincial FTE PTR : 13.1](#)

[FTE Teachers](#) *** : 12.5

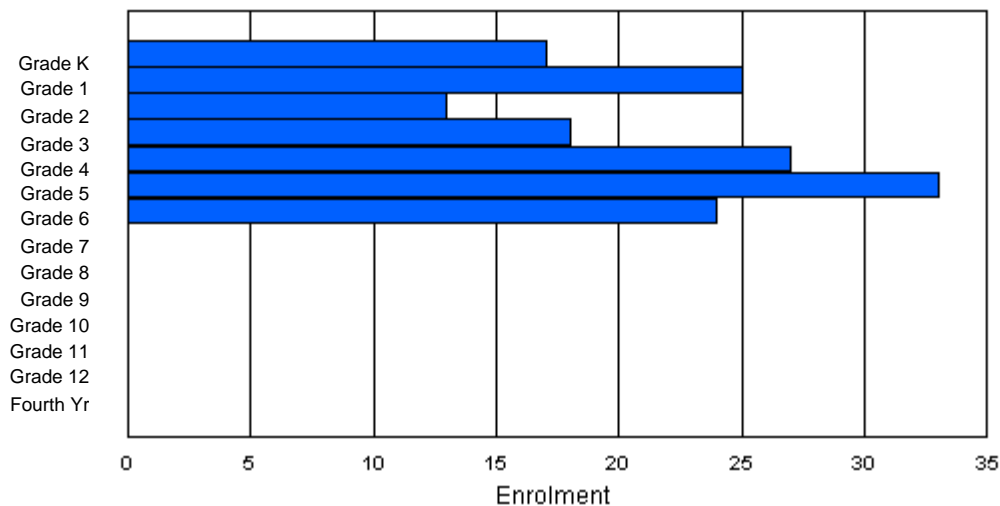
Enrolment By Age and Gender

Gender	Age																Total
	5	6	7	8	9	10	11	12	13	14	15	16	17	18	19	20>	
Male	12	9	9	9	14	18	9	0	0	0	0	0	0	0	0	0	80
Female	5	15	5	8	13	16	15	0	0	0	0	0	0	0	0	0	77
Total	17	24	14	17	27	34	24	0	0	0	0	0	0	0	0	0	157

Enrolment By Grade and Gender

Gender	Grade														Total
	K	1	2	3	4	5	6	7	8	9	10	11	12	4th	
Male	12	10	8	10	14	17	9	0	0	0	0	0	0	0	80
Female	5	15	5	8	13	16	15	0	0	0	0	0	0	0	77
Total	17	25	13	18	27	33	24	0	0	0	0	0	0	0	157

Enrolment By Grade
For 167



* Data from the 2006-2007 AGR(Enrolment/Age as of the last day in Sept./Dec.)

** Newfoundland Statistics Classification System

*** May include itinerant teachers

District 3 - Nova Central

#170 - South Brook Academy, South Brook

Classification: Rural Community/Central Region**
Offers Distance Education: No

Grades: K-3 Number of Grades: 4

[School FTE PTR : 11.4](#)
[District FTE PTR : 12.3](#)
[Provincial FTE PTR : 13.1](#)

[FTE Teachers](#) *** : 1.8

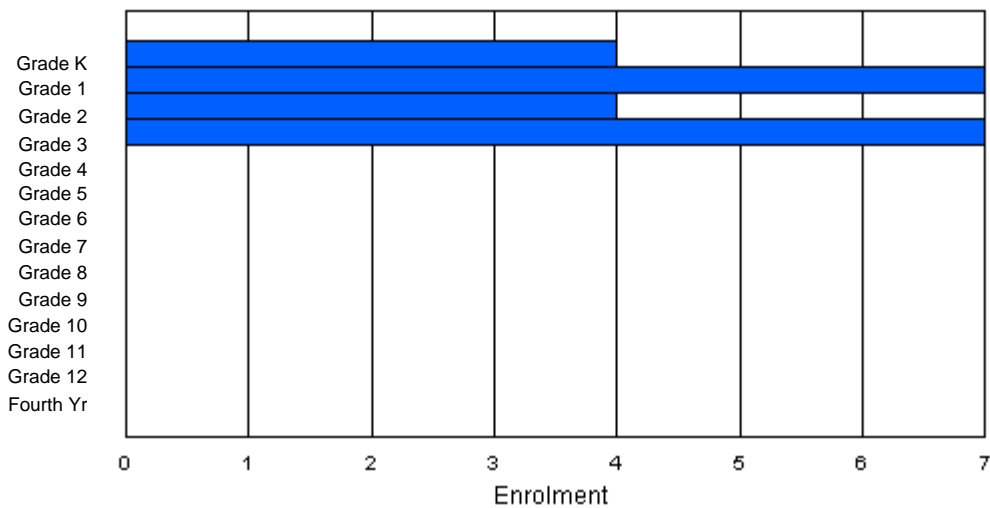
Enrolment By Age and Gender

Gender	Age																Total
	5	6	7	8	9	10	11	12	13	14	15	16	17	18	19	20>	
Male	3	3	2	5	0	0	0	0	0	0	0	0	0	0	0	0	13
Female	1	4	2	2	0	0	0	0	0	0	0	0	0	0	0	0	9
Total	4	7	4	7	0	0	0	0	0	0	0	0	0	0	0	0	22

Enrolment By Grade and Gender

Gender	Grade														Total
	K	1	2	3	4	5	6	7	8	9	10	11	12	4th	
Male	3	3	2	5	0	0	0	0	0	0	0	0	0	0	13
Female	1	4	2	2	0	0	0	0	0	0	0	0	0	0	9
Total	4	7	4	7	0	0	0	0	0	0	0	0	0	0	22

Enrolment By Grade
For 170



* Data from the 2006-2007 AGR(Enrolment/Age as of the last day in Sept./Dec.)

** Newfoundland Statistics Classification System

*** May include itinerant teachers

District 3 - Nova Central

#171 - Indian River High School, Springdale

Classification: Rural Community/Central Region**
Offers Distance Education: No

Grades: 7-12

Number of Grades: 6

[School FTE PTR : 14.3](#)

[District FTE PTR : 12.3](#)

[Provincial FTE PTR : 13.1](#)

[FTE Teachers](#) *** : 21.0

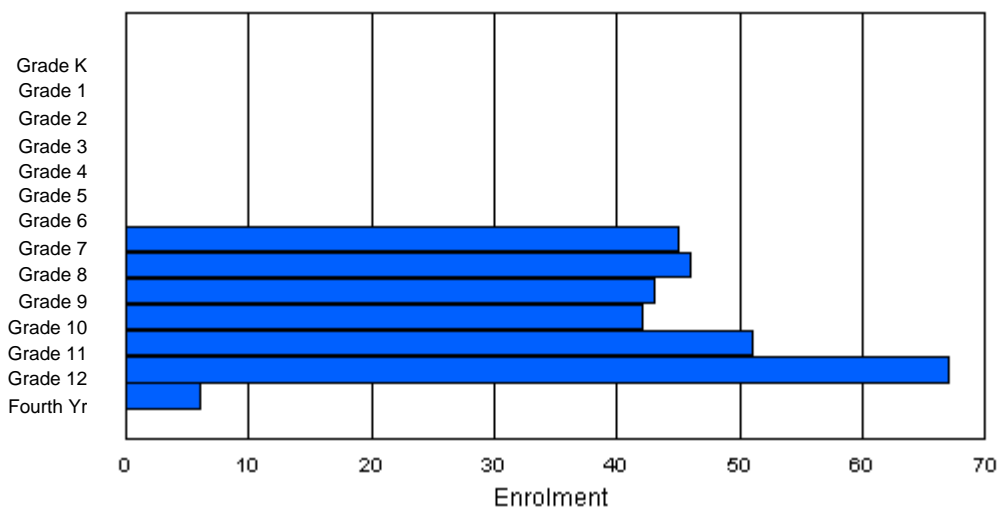
Enrolment By Age and Gender

Gender	Age																Total
	5	6	7	8	9	10	11	12	13	14	15	16	17	18	19	20>	
Male	0	0	0	0	0	0	0	17	19	25	19	20	31	12	1	1	145
Female	0	0	0	0	0	0	0	25	28	18	17	32	32	3	0	0	155
Total	0	0	0	0	0	0	0	42	47	43	36	52	63	15	1	1	300

Enrolment By Grade and Gender

Gender	Grade														Total
	K	1	2	3	4	5	6	7	8	9	10	11	12	4th	
Male	0	0	0	0	0	0	0	19	18	25	23	20	35	5	145
Female	0	0	0	0	0	0	0	26	28	18	19	31	32	1	155
Total	0	0	0	0	0	0	0	45	46	43	42	51	67	6	300

Enrolment By Grade
For 171



* Data from the 2006-2007 AGR(Enrolment/Age as of the last day in Sept./Dec.)

** Newfoundland Statistics Classification System

*** May include itinerant teachers

District 3 - Nova Central

#172 - Brian Peckford Primary, Triton

Classification: Rural Community/Central Region**
Offers Distance Education: No

Grades: K-3

Number of Grades: 4

[School FTE PTR : 12.8](#)

[District FTE PTR : 12.3](#)

[Provincial FTE PTR : 13.1](#)

[FTE Teachers](#) *** : 3.3

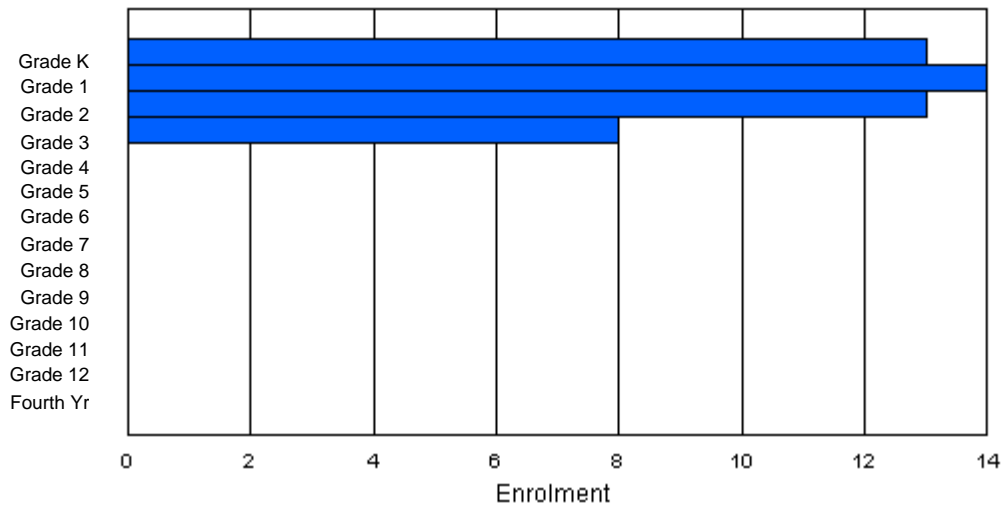
Enrolment By Age and Gender

Gender	Age																Total
	5	6	7	8	9	10	11	12	13	14	15	16	17	18	19	20>	
Male	6	8	9	1	0	0	0	0	0	0	0	0	0	0	0	0	24
Female	7	5	5	6	1	0	0	0	0	0	0	0	0	0	0	0	24
Total	13	13	14	7	1	0	0	0	0	0	0	0	0	0	0	0	48

Enrolment By Grade and Gender

Gender	Grade														Total
	K	1	2	3	4	5	6	7	8	9	10	11	12	4th	
Male	6	9	8	1	0	0	0	0	0	0	0	0	0	0	24
Female	7	5	5	7	0	0	0	0	0	0	0	0	0	0	24
Total	13	14	13	8	0	0	0	0	0	0	0	0	0	0	48

Enrolment By Grade
For 172



* Data from the 2006-2007 AGR(Enrolment/Age as of the last day in Sept./Dec.)

** Newfoundland Statistics Classification System

*** May include itinerant teachers

District 3 - Nova Central

#174 - St. Peter's Academy, Westport

Classification: Rural Community/Central Region**
Offers Distance Education: Yes

Grades: K-3,5-8,10-12 Number of Grades: 11

[School FTE PTR : 6.7](#)
[District FTE PTR : 12.3](#)
[Provincial FTE PTR : 13.1](#)

[FTE Teachers](#) *** : 6.0

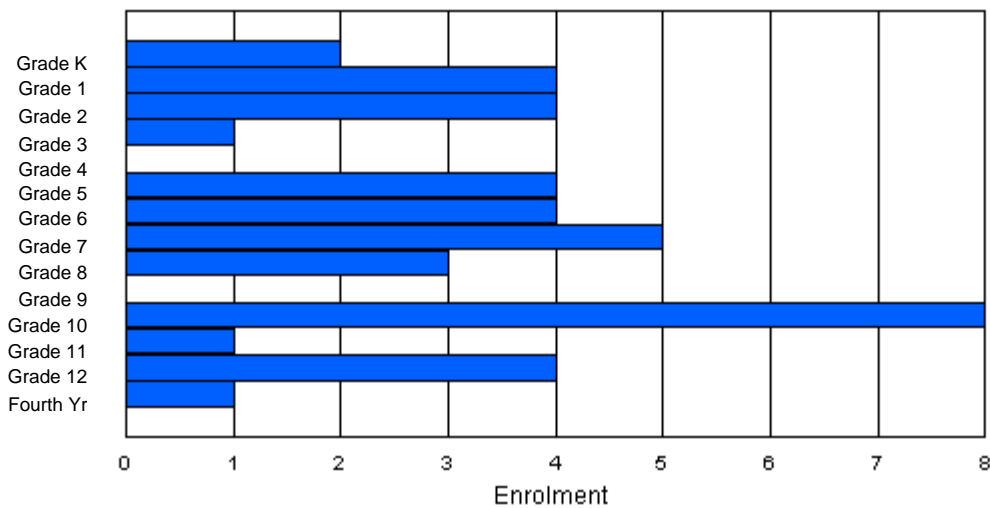
Enrolment By Age and Gender

Gender	Age																	Total
	5	6	7	8	9	10	11	12	13	14	15	16	17	18	19	20>		
Male	0	1	2	1	0	1	2	3	1	0	2	1	0	0	0	0	14	
Female	2	3	2	0	0	3	1	3	2	0	5	2	3	0	1	0	27	
Total	2	4	4	1	0	4	3	6	3	0	7	3	3	0	1	0	41	

Enrolment By Grade and Gender

Gender	Grade															Total
	K	1	2	3	4	5	6	7	8	9	10	11	12	4th		
Male	0	1	2	1	0	1	3	2	1	0	3	0	0	0	14	
Female	2	3	2	0	0	3	1	3	2	0	5	1	4	1	27	
Total	2	4	4	1	0	4	4	5	3	0	8	1	4	1	41	

Enrolment By Grade
For 174



* Data from the 2006-2007 AGR(Enrolment/Age as of the last day in Sept./Dec.)

** Newfoundland Statistics Classification System

*** May include itinerant teachers

District 3 - Nova Central

#177 - Greenwood Academy, Campbellton

Classification: Rural Community/Central Region**
Offers Distance Education: No

Grades: K-9 Number of Grades: 10

[School FTE PTR : 11.8](#)
[District FTE PTR : 12.3](#)
[Provincial FTE PTR : 13.1](#)

[FTE Teachers](#) *** : 16.0

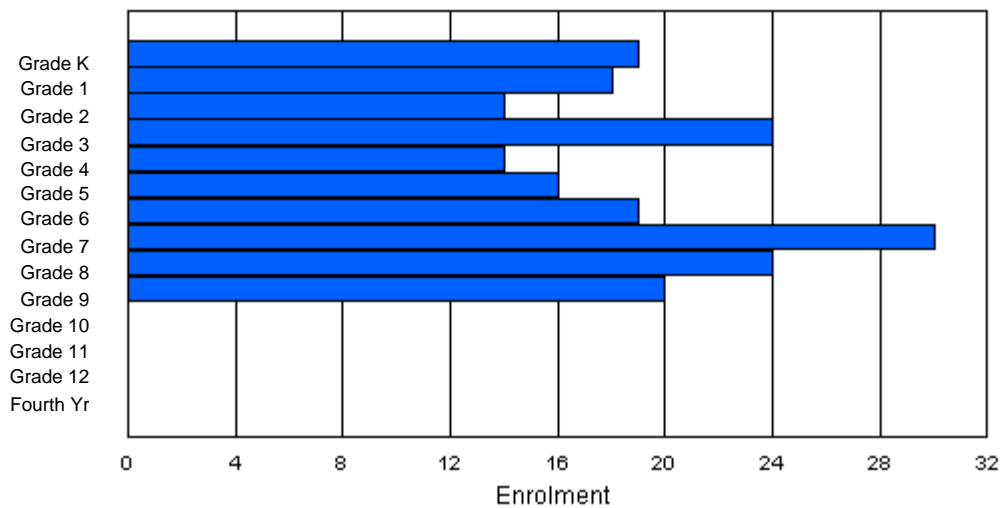
Enrolment By Age and Gender

Gender	Age																Total
	5	6	7	8	9	10	11	12	13	14	15	16	17	18	19	20>	
Male	10	12	3	13	1	7	15	21	10	10	0	0	0	0	0	0	102
Female	9	5	11	12	13	9	4	8	15	10	0	0	0	0	0	0	96
Total	19	17	14	25	14	16	19	29	25	20	0	0	0	0	0	0	198

Enrolment By Grade and Gender

Gender	Grade														Total
	K	1	2	3	4	5	6	7	8	9	10	11	12	4th	
Male	10	12	4	12	1	7	15	21	10	10	0	0	0	0	102
Female	9	6	10	12	13	9	4	9	14	10	0	0	0	0	96
Total	19	18	14	24	14	16	19	30	24	20	0	0	0	0	198

Enrolment By Grade
For 177



* Data from the 2006-2007 AGR(Enrolment/Age as of the last day in Sept./Dec.)

** Newfoundland Statistics Classification System

*** May include itinerant teachers

District 3 - Nova Central

#178 - Phoenix Academy, Carmanville

Classification: Rural Community/Central Region**
Offers Distance Education: Yes

Grades: K-12

Number of Grades: 13

[School FTE PTR : 12.0](#)

[District FTE PTR : 12.3](#)

[Provincial FTE PTR : 13.1](#)

[FTE Teachers](#) *** : 20.5

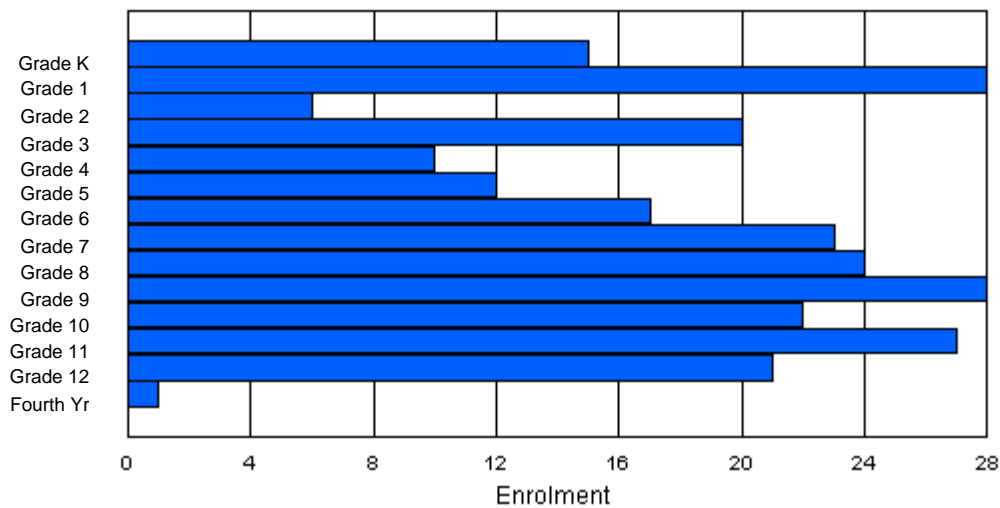
Enrolment By Age and Gender

Gender	Age																Total
	5	6	7	8	9	10	11	12	13	14	15	16	17	18	19	20>	
Male	9	9	2	12	6	4	12	9	7	15	13	15	12	1	0	0	126
Female	5	17	6	8	5	8	5	14	14	11	9	15	8	3	0	0	128
Total	14	26	8	20	11	12	17	23	21	26	22	30	20	4	0	0	254

Enrolment By Grade and Gender

Gender	Grade														Total
	K	1	2	3	4	5	6	7	8	9	10	11	12	4th	
Male	10	9	1	12	6	4	12	9	9	16	13	14	10	1	126
Female	5	19	5	8	4	8	5	14	15	12	9	13	11	0	128
Total	15	28	6	20	10	12	17	23	24	28	22	27	21	1	254

Enrolment By Grade
For 178



* Data from the 2006-2007 AGR(Enrolment/Age as of the last day in Sept./Dec.)

** Newfoundland Statistics Classification System

*** May include itinerant teachers

District 3 - Nova Central

#179 - Centreville Academy, Centreville-Wareham

Classification: Rural Community/Central Region**
Offers Distance Education: No

Grades: K-8 Number of Grades: 9

[School FTE PTR : 10.4](#)
[District FTE PTR : 12.3](#)
[Provincial FTE PTR : 13.1](#)

[FTE Teachers](#) *** : 9.0

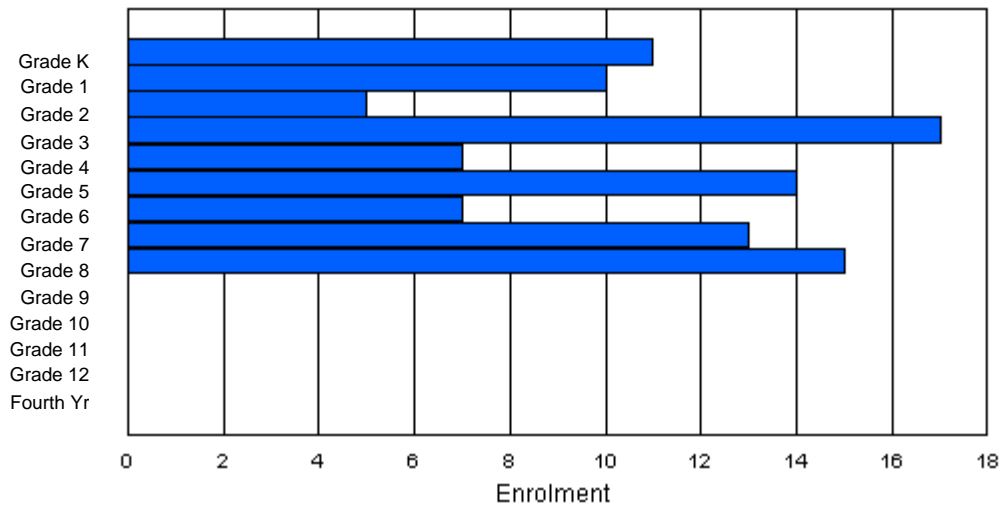
Enrolment By Age and Gender

Gender	Age																	Total
	5	6	7	8	9	10	11	12	13	14	15	16	17	18	19	20>		
Male	7	6	3	7	7	9	3	9	11	0	1	0	0	0	0	0	63	
Female	4	4	2	10	0	5	4	4	3	0	0	0	0	0	0	0	36	
Total	11	10	5	17	7	14	7	13	14	0	1	0	0	0	0	0	99	

Enrolment By Grade and Gender

Gender	Grade															Total
	K	1	2	3	4	5	6	7	8	9	10	11	12	4th		
Male	7	6	3	7	7	9	3	9	12	0	0	0	0	0	63	
Female	4	4	2	10	0	5	4	4	3	0	0	0	0	0	36	
Total	11	10	5	17	7	14	7	13	15	0	0	0	0	0	99	

Enrolment By Grade
For 179



* Data from the 2006-2007 AGR(Enrolment/Age as of the last day in Sept./Dec.)

** Newfoundland Statistics Classification System

*** May include itinerant teachers

District 3 - Nova Central

#180 - A. R. Scammell Academy, Change Islands

Classification: Rural Community/Central Region**
Offers Distance Education: Yes

Grades: K-1,3-12 Number of Grades: 12

[School FTE PTR : 5.2](#)
[District FTE PTR : 12.3](#)
[Provincial FTE PTR : 13.1](#)

[FTE Teachers](#) *** : 5.5

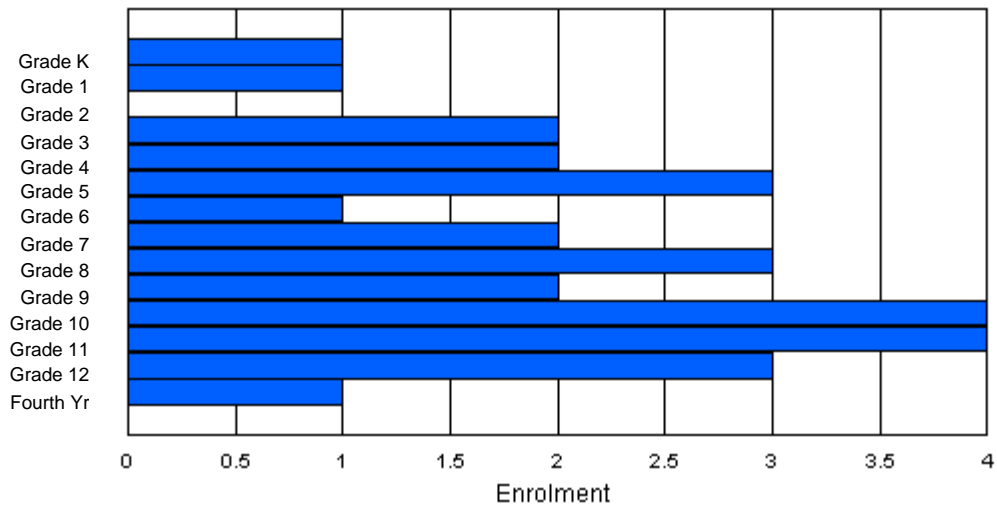
Enrolment By Age and Gender

Gender	Age																Total
	5	6	7	8	9	10	11	12	13	14	15	16	17	18	19	20>	
Male	1	0	0	0	0	1	1	1	0	1	3	2	1	0	0	0	11
Female	0	1	0	2	2	2	0	1	2	2	1	2	2	1	0	0	18
Total	1	1	0	2	2	3	1	2	2	3	4	4	3	1	0	0	29

Enrolment By Grade and Gender

Gender	Grade														Total
	K	1	2	3	4	5	6	7	8	9	10	11	12	4th	
Male	1	0	0	0	0	1	1	1	1	0	3	2	1	0	11
Female	0	1	0	2	2	2	0	1	2	2	1	2	2	1	18
Total	1	1	0	2	2	3	1	2	3	2	4	4	3	1	29

Enrolment By Grade
For 180



* Data from the 2006-2007 AGR(Enrolment/Age as of the last day in Sept./Dec.)

** Newfoundland Statistics Classification System

*** May include itinerant teachers

District 3 - Nova Central

#182 - Charlottetown Primary, Charlottetown, B.B.

Classification: Rural Community/Central Region**
Offers Distance Education: No

Grades: K-3 Number of Grades: 4

[School FTE PTR : 12.0](#)
[District FTE PTR : 12.3](#)
[Provincial FTE PTR : 13.1](#)

[FTE Teachers](#) *** : 1.0

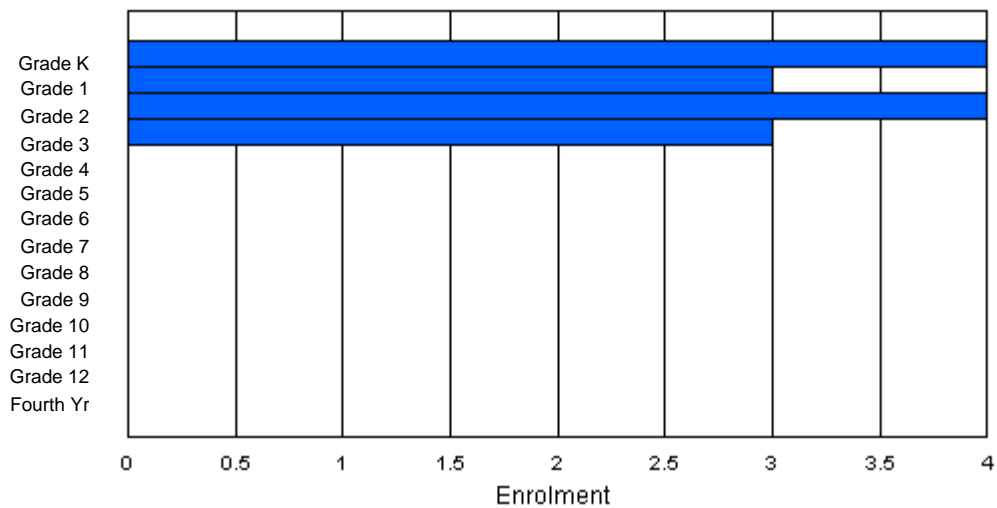
Enrolment By Age and Gender

Gender	Age																Total
	5	6	7	8	9	10	11	12	13	14	15	16	17	18	19	20>	
Male	1	2	1	1	0	0	0	0	0	0	0	0	0	0	0	0	5
Female	3	1	3	2	0	0	0	0	0	0	0	0	0	0	0	0	9
Total	4	3	4	3	0	0	0	0	0	0	0	0	0	0	0	0	14

Enrolment By Grade and Gender

Gender	Grade															Total
	K	1	2	3	4	5	6	7	8	9	10	11	12	4th		
Male	1	2	1	1	0	0	0	0	0	0	0	0	0	0	5	
Female	3	1	3	2	0	0	0	0	0	0	0	0	0	0	9	
Total	4	3	4	3	0	0	0	0	0	0	0	0	0	0	14	

Enrolment By Grade
For 182



* Data from the 2006-2007 AGR(Enrolment/Age as of the last day in Sept./Dec.)

** Newfoundland Statistics Classification System

*** May include itinerant teachers

District 3 - Nova Central

#183 - William Mercer Academy, Dover

Classification: Rural Community/Central Region**
Offers Distance Education: No

Grades: K-8 Number of Grades: 9

[School FTE PTR : 10.4](#)
[District FTE PTR : 12.3](#)
[Provincial FTE PTR : 13.1](#)

[FTE Teachers](#) *** : 13.5

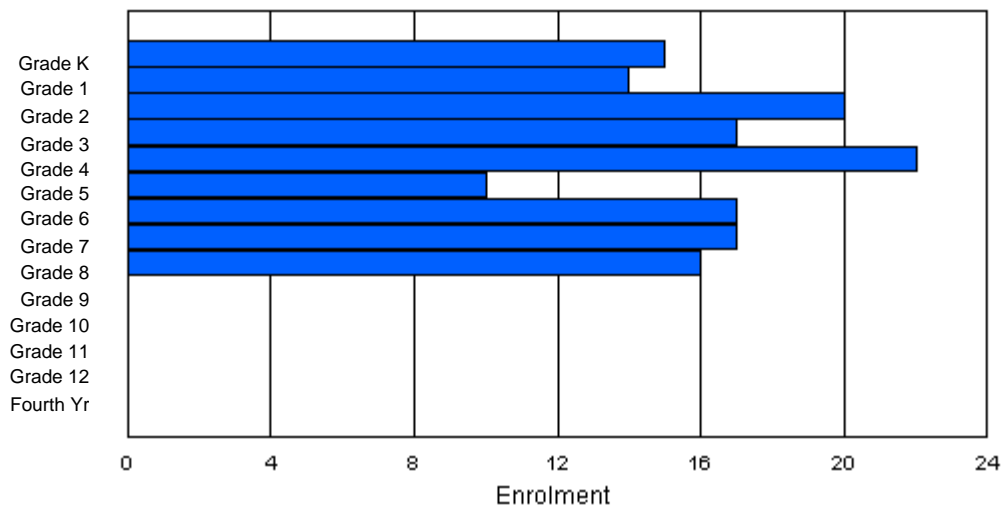
Enrolment By Age and Gender

Gender	Age																Total
	5	6	7	8	9	10	11	12	13	14	15	16	17	18	19	20>	
Male	5	2	6	7	9	6	6	8	10	1	0	0	0	0	0	0	60
Female	10	12	14	10	13	4	11	9	5	0	0	0	0	0	0	0	88
Total	15	14	20	17	22	10	17	17	15	1	0	0	0	0	0	0	148

Enrolment By Grade and Gender

Gender	Grade														Total
	K	1	2	3	4	5	6	7	8	9	10	11	12	4th	
Male	5	2	6	7	9	6	6	8	11	0	0	0	0	0	60
Female	10	12	14	10	13	4	11	9	5	0	0	0	0	0	88
Total	15	14	20	17	22	10	17	17	16	0	0	0	0	0	148

Enrolment By Grade
For 183



* Data from the 2006-2007 AGR(Enrolment/Age as of the last day in Sept./Dec.)

** Newfoundland Statistics Classification System

*** May include itinerant teachers

District 3 - Nova Central

#186 - Heritage Academy, Greenspond

Classification: Rural Community/Central Region**
Offers Distance Education: No

Grades: K-3

Number of Grades: 4

[School FTE PTR : 9.5](#)

[District FTE PTR : 12.3](#)

[Provincial FTE PTR : 13.1](#)

[FTE Teachers](#) *** : 1.0

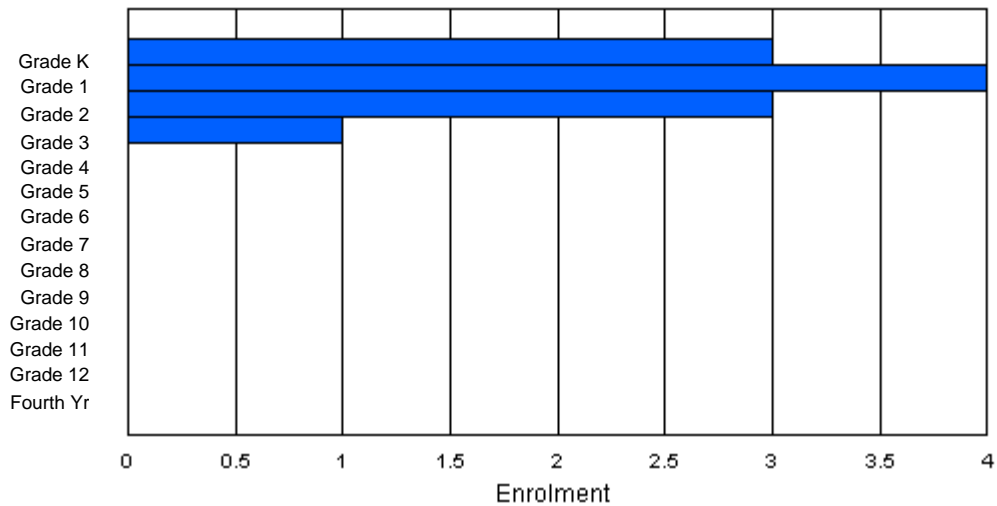
Enrolment By Age and Gender

Gender	Age																Total
	5	6	7	8	9	10	11	12	13	14	15	16	17	18	19	20>	
Male	1	2	2	0	0	0	0	0	0	0	0	0	0	0	0	0	5
Female	2	2	1	1	0	0	0	0	0	0	0	0	0	0	0	0	6
Total	3	4	3	1	0	0	0	0	0	0	0	0	0	0	0	0	11

Enrolment By Grade and Gender

Gender	Grade														Total
	K	1	2	3	4	5	6	7	8	9	10	11	12	4th	
Male	1	2	2	0	0	0	0	0	0	0	0	0	0	0	5
Female	2	2	1	1	0	0	0	0	0	0	0	0	0	0	6
Total	3	4	3	1	0	0	0	0	0	0	0	0	0	0	11

Enrolment By Grade
For 186



* Data from the 2006-2007 AGR(Enrolment/Age as of the last day in Sept./Dec.)

** Newfoundland Statistics Classification System

*** May include itinerant teachers

District 3 - Nova Central

#187 - Jane Collins Academy, Hare Bay

Classification: Rural Community/Central Region**
Offers Distance Education: Yes

Grades: 9-12

Number of Grades: 4

[School FTE PTR : 13.1](#)

[District FTE PTR : 12.3](#)

[Provincial FTE PTR : 13.1](#)

[FTE Teachers](#) *** : 13.0

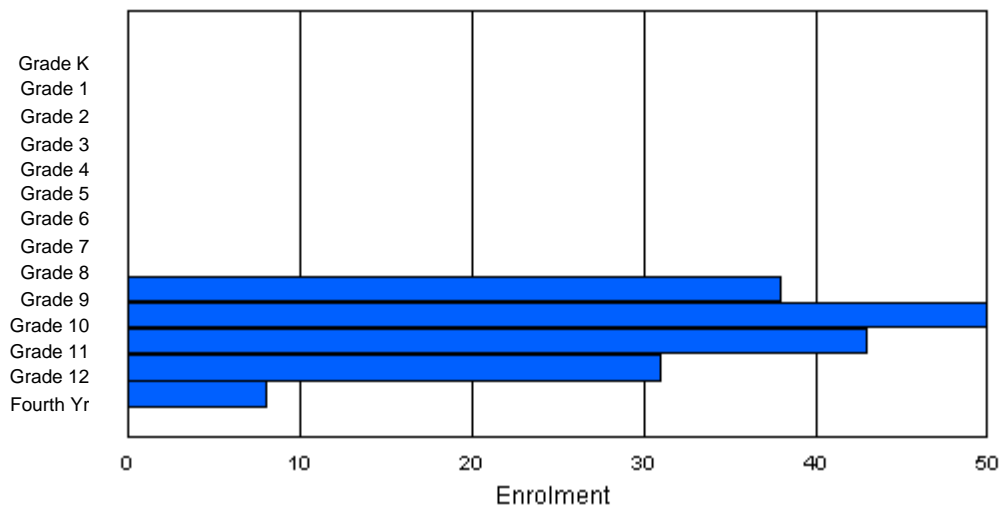
Enrolment By Age and Gender

Gender	Age																	Total
	5	6	7	8	9	10	11	12	13	14	15	16	17	18	19	20>		
Male	0	0	0	0	0	0	0	0	0	20	20	26	16	6	0	1	89	
Female	0	0	0	0	0	0	0	0	0	17	23	20	18	3	0	0	81	
Total	0	0	0	0	0	0	0	0	0	37	43	46	34	9	0	1	170	

Enrolment By Grade and Gender

Gender	Grade															Total
	K	1	2	3	4	5	6	7	8	9	10	11	12	4th		
Male	0	0	0	0	0	0	0	0	0	20	24	25	15	5	89	
Female	0	0	0	0	0	0	0	0	0	18	26	18	16	3	81	
Total	0	0	0	0	0	0	0	0	0	38	50	43	31	8	170	

Enrolment By Grade
For 187



* Data from the 2006-2007 AGR(Enrolment/Age as of the last day in Sept./Dec.)

** Newfoundland Statistics Classification System

*** May include itinerant teachers

District 3 - Nova Central

#188 - Sandstone Academy, Ladle Cove

Classification: Rural Community/Central Region**
Offers Distance Education: No

Grades: K-6

Number of Grades: 7

[School FTE PTR : 9.3](#)

[District FTE PTR : 12.3](#)

[Provincial FTE PTR : 13.1](#)

[FTE Teachers](#) *** : 2.0

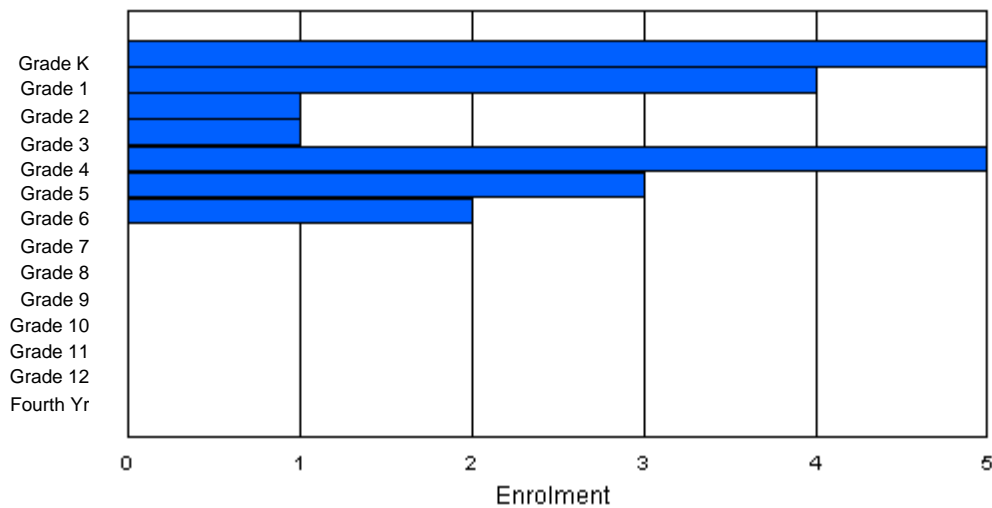
Enrolment By Age and Gender

Gender	Age																Total
	5	6	7	8	9	10	11	12	13	14	15	16	17	18	19	20>	
Male	3	2	0	0	4	3	0	0	0	0	0	0	0	0	0	0	12
Female	2	2	1	1	1	0	2	0	0	0	0	0	0	0	0	0	9
Total	5	4	1	1	5	3	2	0	0	0	0	0	0	0	0	0	21

Enrolment By Grade and Gender

Gender	Grade															Total
	K	1	2	3	4	5	6	7	8	9	10	11	12	4th		
Male	3	2	0	0	4	3	0	0	0	0	0	0	0	0	0	12
Female	2	2	1	1	1	0	2	0	0	0	0	0	0	0	0	9
Total	5	4	1	1	5	3	2	0	0	0	0	0	0	0	0	21

Enrolment By Grade
For 188



* Data from the 2006-2007 AGR(Enrolment/Age as of the last day in Sept./Dec.)

** Newfoundland Statistics Classification System

*** May include itinerant teachers

District 3 - Nova Central

#189 - Lewisporte Academy, Lewisporte

Classification: Rural Community/Central Region**
Offers Distance Education: No

Grades: K-9 Number of Grades: 10

[School FTE PTR : 14.0](#)
[District FTE PTR : 12.3](#)
[Provincial FTE PTR : 13.1](#)

[FTE Teachers](#) *** : 35.5

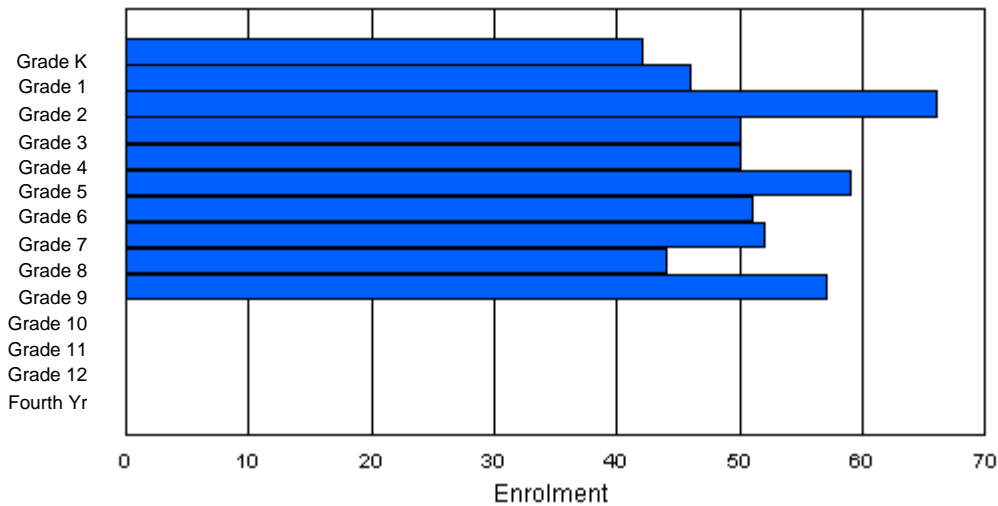
Enrolment By Age and Gender

Gender	Age																Total
	5	6	7	8	9	10	11	12	13	14	15	16	17	18	19	20>	
Male	25	25	35	24	32	30	25	25	27	30	1	0	0	0	0	0	279
Female	17	21	29	26	19	34	22	25	18	26	1	0	0	0	0	0	238
Total	42	46	64	50	51	64	47	50	45	56	2	0	0	0	0	0	517

Enrolment By Grade and Gender

Gender	Grade														Total
	K	1	2	3	4	5	6	7	8	9	10	11	12	4th	
Male	25	25	37	24	31	26	28	27	26	30	0	0	0	0	279
Female	17	21	29	26	19	33	23	25	18	27	0	0	0	0	238
Total	42	46	66	50	50	59	51	52	44	57	0	0	0	0	517

Enrolment By Grade
For 189



* Data from the 2006-2007 AGR(Enrolment/Age as of the last day in Sept./Dec.)

** Newfoundland Statistics Classification System

*** May include itinerant teachers

District 3 - Nova Central

#190 - Lewisporte Collegiate, Lewisporte

Classification: Rural Community/Central Region**
Offers Distance Education: No

Grades: 10-12

Number of Grades: 3

[School FTE PTR : 15.1](#)

[District FTE PTR : 12.3](#)

[Provincial FTE PTR : 13.1](#)

[FTE Teachers](#) *** : 21.0

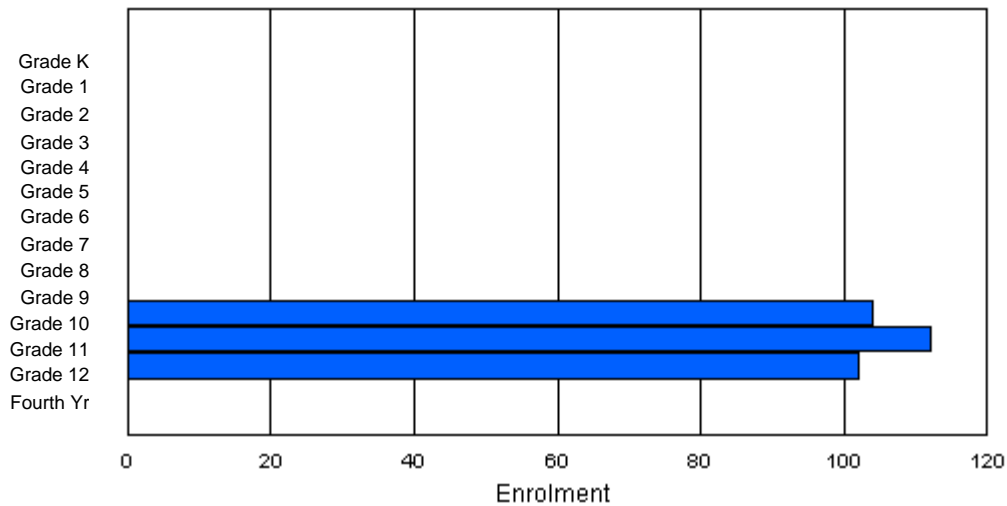
Enrolment By Age and Gender

Gender	Age																	Total
	5	6	7	8	9	10	11	12	13	14	15	16	17	18	19	20>		
Male	0	0	0	0	0	0	0	0	0	0	46	53	52	7	3	2	163	
Female	0	0	0	0	0	0	0	0	0	0	46	52	56	1	0	0	155	
Total	0	0	0	0	0	0	0	0	0	0	92	105	108	8	3	2	318	

Enrolment By Grade and Gender

Gender	Grade															Total
	K	1	2	3	4	5	6	7	8	9	10	11	12	4th		
Male	0	0	0	0	0	0	0	0	0	0	56	59	48	0	163	
Female	0	0	0	0	0	0	0	0	0	0	48	53	54	0	155	
Total	0	0	0	0	0	0	0	0	0	0	104	112	102	0	318	

Enrolment By Grade
For 190



* Data from the 2006-2007 AGR(Enrolment/Age as of the last day in Sept./Dec.)

** Newfoundland Statistics Classification System

*** May include itinerant teachers

District 3 - Nova Central

#192 - Lumsden School Complex, Lumsden

Classification: Rural Community/Central Region**
Offers Distance Education: Yes

Grades: K-12

Number of Grades: 13

[School FTE PTR : 10.6](#)

[District FTE PTR : 12.3](#)

[Provincial FTE PTR : 13.1](#)

[FTE Teachers](#) *** : 11.0

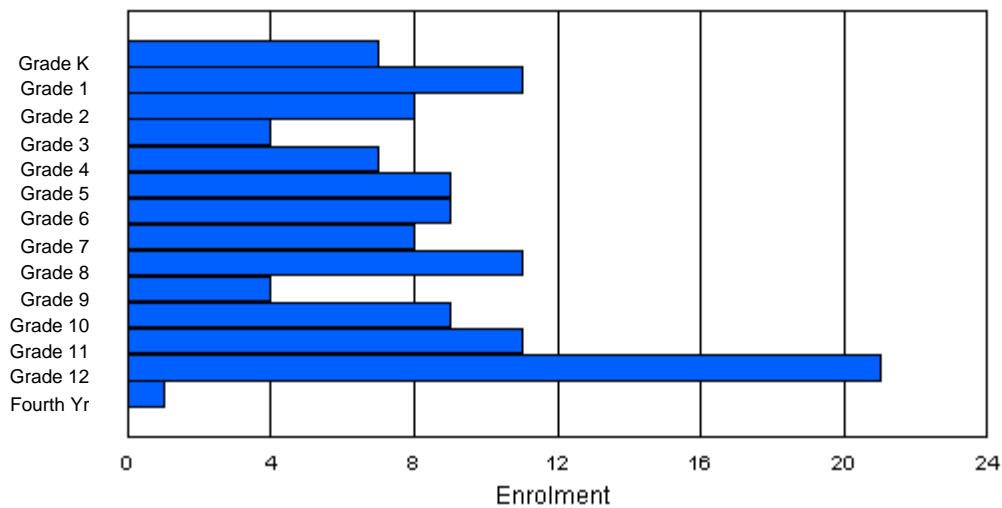
Enrolment By Age and Gender

Gender	Age																Total
	5	6	7	8	9	10	11	12	13	14	15	16	17	18	19	20>	
Male	3	6	4	3	5	6	5	4	5	2	4	5	9	1	0	0	62
Female	4	5	4	1	2	3	4	4	4	2	7	6	12	0	0	0	58
Total	7	11	8	4	7	9	9	8	9	4	11	11	21	1	0	0	120

Enrolment By Grade and Gender

Gender	Grade														Total
	K	1	2	3	4	5	6	7	8	9	10	11	12	4th	
Male	3	6	4	3	5	6	5	4	6	2	3	5	9	1	62
Female	4	5	4	1	2	3	4	4	5	2	6	6	12	0	58
Total	7	11	8	4	7	9	9	8	11	4	9	11	21	1	120

Enrolment By Grade
For 192



* Data from the 2006-2007 AGR(Enrolment/Age as of the last day in Sept./Dec.)

** Newfoundland Statistics Classification System

*** May include itinerant teachers

District 3 - Nova Central

#194 - Gill Memorial Academy, Musgrave Harbour

Classification: Rural Community/Central Region**
Offers Distance Education: Yes

Grades: K-12 Number of Grades: 13

[School FTE PTR : 10.8](#)
[District FTE PTR : 12.3](#)
[Provincial FTE PTR : 13.1](#)

[FTE Teachers](#) *** : 13.5

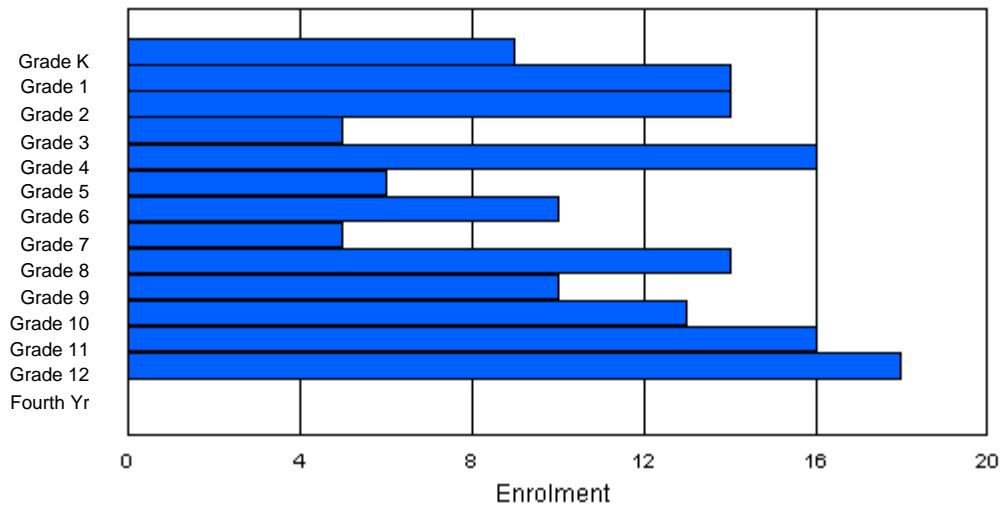
Enrolment By Age and Gender

Gender	Age																	Total
	5	6	7	8	9	10	11	12	13	14	15	16	17	18	19	20>		
Male	7	6	10	3	8	2	6	2	8	5	7	10	6	0	0	0	80	
Female	2	8	4	2	8	4	4	3	6	5	5	7	12	0	0	0	70	
Total	9	14	14	5	16	6	10	5	14	10	12	17	18	0	0	0	150	

Enrolment By Grade and Gender

Gender	Grade															Total
	K	1	2	3	4	5	6	7	8	9	10	11	12	4th		
Male	7	6	10	3	8	2	6	2	8	5	8	9	6	0	80	
Female	2	8	4	2	8	4	4	3	6	5	5	7	12	0	70	
Total	9	14	14	5	16	6	10	5	14	10	13	16	18	0	150	

Enrolment By Grade
For 194



* Data from the 2006-2007 AGR(Enrolment/Age as of the last day in Sept./Dec.)

** Newfoundland Statistics Classification System

*** May include itinerant teachers

District 3 - Nova Central

#196 - St. Gabriel's AG, St. Brendan's

Classification: Rural Community/Central Region**
Offers Distance Education: Yes

Grades: K-2,4-8,10-12 Number of Grades: 11

[School FTE PTR : 5.1](#)
[District FTE PTR : 12.3](#)
[Provincial FTE PTR : 13.1](#)

[FTE Teachers](#) *** : 5.0

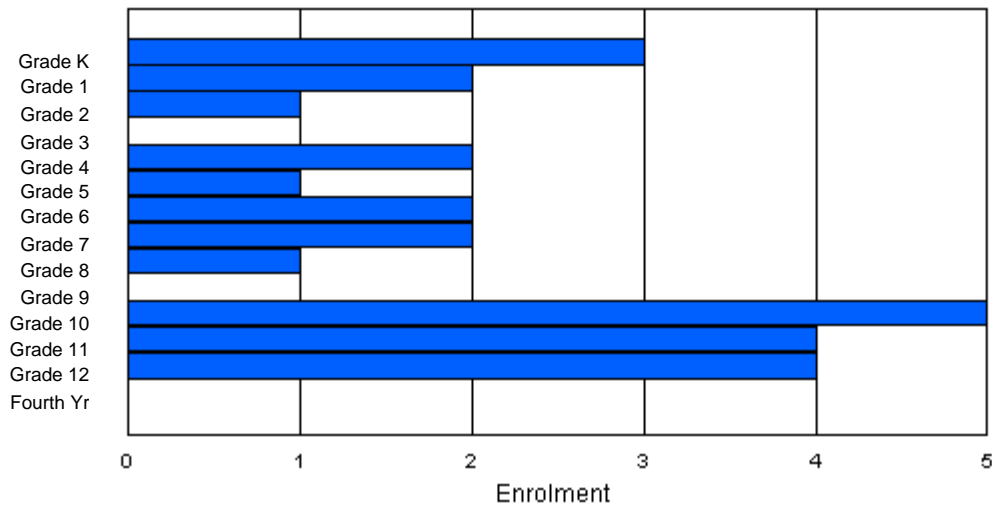
Enrolment By Age and Gender

Gender	Age																	Total
	5	6	7	8	9	10	11	12	13	14	15	16	17	18	19	20>		
Male	1	2	1	0	1	0	1	2	1	0	1	3	1	0	0	0	14	
Female	2	0	0	0	1	1	1	0	0	0	4	1	3	0	0	0	13	
Total	3	2	1	0	2	1	2	2	1	0	5	4	4	0	0	0	27	

Enrolment By Grade and Gender

Gender	Grade															Total
	K	1	2	3	4	5	6	7	8	9	10	11	12	4th		
Male	1	2	1	0	1	0	1	2	1	0	1	3	1	0	14	
Female	2	0	0	0	1	1	1	0	0	0	4	1	3	0	13	
Total	3	2	1	0	2	1	2	2	1	0	5	4	4	0	27	

Enrolment By Grade
For 196



* Data from the 2006-2007 AGR(Enrolment/Age as of the last day in Sept./Dec.)

** Newfoundland Statistics Classification System

*** May include itinerant teachers

District 3 - Nova Central

#201 - J.M. Olds Collegiate, Twillingate

Classification: Rural Community/Central Region**
Offers Distance Education: Yes

Grades: 7-12

Number of Grades: 6

[School FTE PTR : 14.3](#)

[District FTE PTR : 12.3](#)

[Provincial FTE PTR : 13.1](#)

[FTE Teachers](#) *** : 13.3

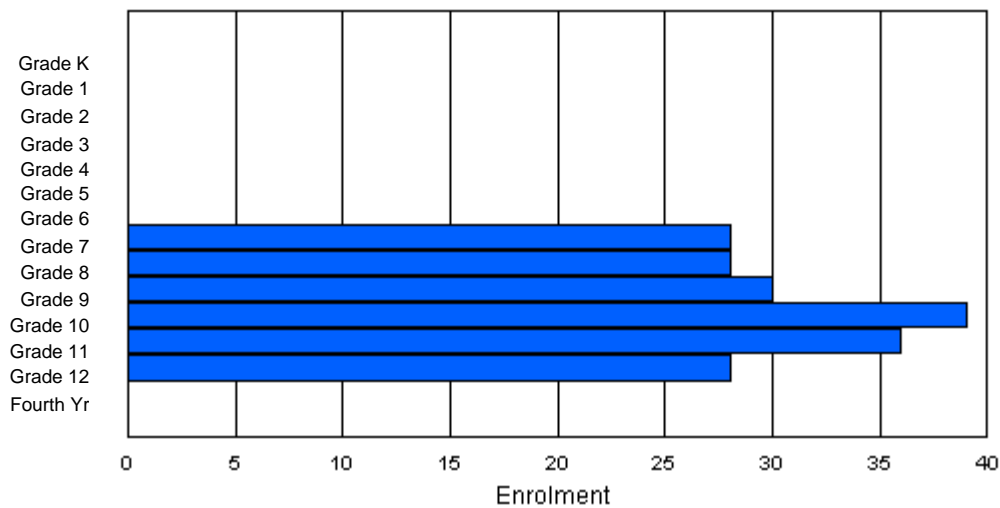
Enrolment By Age and Gender

Gender	Age																Total
	5	6	7	8	9	10	11	12	13	14	15	16	17	18	19	20>	
Male	0	0	0	0	0	0	0	12	13	17	18	15	13	2	0	0	90
Female	0	0	0	0	0	0	0	16	15	12	19	20	16	1	0	0	99
Total	0	0	0	0	0	0	0	28	28	29	37	35	29	3	0	0	189

Enrolment By Grade and Gender

Gender	Grade														Total
	K	1	2	3	4	5	6	7	8	9	10	11	12	4th	
Male	0	0	0	0	0	0	0	12	13	18	20	14	13	0	90
Female	0	0	0	0	0	0	0	16	15	12	19	22	15	0	99
Total	0	0	0	0	0	0	0	28	28	30	39	36	28	0	189

Enrolment By Grade
For 201



* Data from the 2006-2007 AGR(Enrolment/Age as of the last day in Sept./Dec.)

** Newfoundland Statistics Classification System

*** May include itinerant teachers

District 3 - Nova Central

#202 - Twillingate Island Elementary, Twillingate

Classification: Rural Community/Central Region**
Offers Distance Education: No

Grades: K-6 Number of Grades: 7

[School FTE PTR : 10.5](#)
[District FTE PTR : 12.3](#)
[Provincial FTE PTR : 13.1](#)

[FTE Teachers](#) *** : 15.0

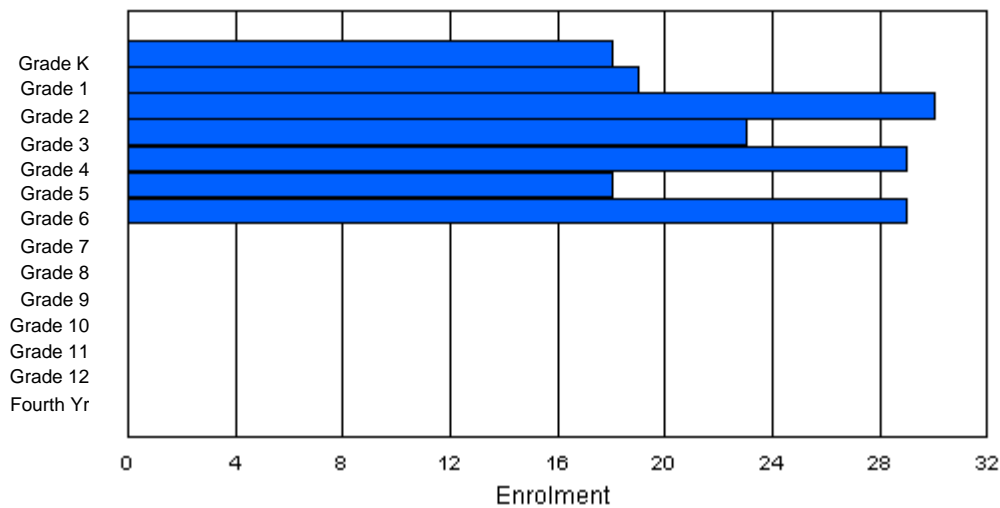
Enrolment By Age and Gender

Gender	Age																Total
	5	6	7	8	9	10	11	12	13	14	15	16	17	18	19	20>	
Male	9	12	17	11	11	9	15	3	0	0	0	0	0	0	0	0	87
Female	9	7	13	12	17	10	10	1	0	0	0	0	0	0	0	0	79
Total	18	19	30	23	28	19	25	4	0	0	0	0	0	0	0	0	166

Enrolment By Grade and Gender

Gender	Grade														Total
	K	1	2	3	4	5	6	7	8	9	10	11	12	4th	
Male	9	12	17	11	11	9	18	0	0	0	0	0	0	0	87
Female	9	7	13	12	18	9	11	0	0	0	0	0	0	0	79
Total	18	19	30	23	29	18	29	0	0	0	0	0	0	0	166

Enrolment By Grade
For 202



* Data from the 2006-2007 AGR(Enrolment/Age as of the last day in Sept./Dec.)

** Newfoundland Statistics Classification System

*** May include itinerant teachers

District 3 - Nova Central

#204 - Lester Pearson Memorial High, Wesleyville

Classification: Rural Community/Central Region**
Offers Distance Education: Yes

Grades: 7-12 Number of Grades: 6

[School FTE PTR : 13.7](#)
[District FTE PTR : 12.3](#)
[Provincial FTE PTR : 13.1](#)

[FTE Teachers](#) *** : 16.0

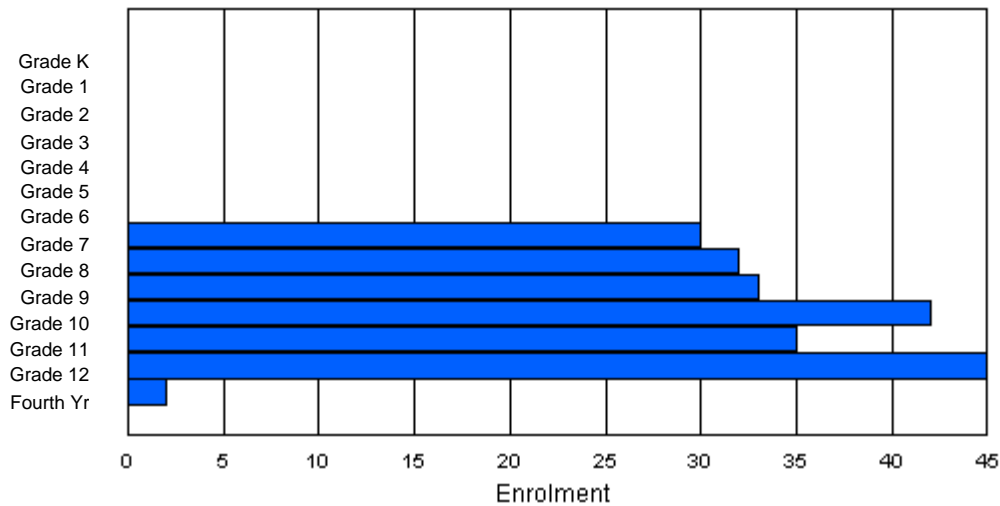
Enrolment By Age and Gender

Gender	Age																Total
	5	6	7	8	9	10	11	12	13	14	15	16	17	18	19	20>	
Male	0	0	0	0	0	0	0	14	14	18	23	20	25	1	0	0	115
Female	0	0	0	0	0	0	0	15	19	15	17	17	20	1	0	0	104
Total	0	0	0	0	0	0	0	29	33	33	40	37	45	2	0	0	219

Enrolment By Grade and Gender

Gender	Grade														Total
	K	1	2	3	4	5	6	7	8	9	10	11	12	4th	
Male	0	0	0	0	0	0	0	15	13	18	24	19	25	1	115
Female	0	0	0	0	0	0	0	15	19	15	18	16	20	1	104
Total	0	0	0	0	0	0	0	30	32	33	42	35	45	2	219

Enrolment By Grade
For 204



* Data from the 2006-2007 AGR(Enrolment/Age as of the last day in Sept./Dec.)

** Newfoundland Statistics Classification System

*** May include itinerant teachers

District 3 - Nova Central

#205 - Memorial Academy, Wesleyville

Classification: Rural Community/Central Region**
Offers Distance Education: No

Grades: K-6

Number of Grades: 7

[School FTE PTR : 13.5](#)

[District FTE PTR : 12.3](#)

[Provincial FTE PTR : 13.1](#)

[FTE Teachers](#) *** : 10.0

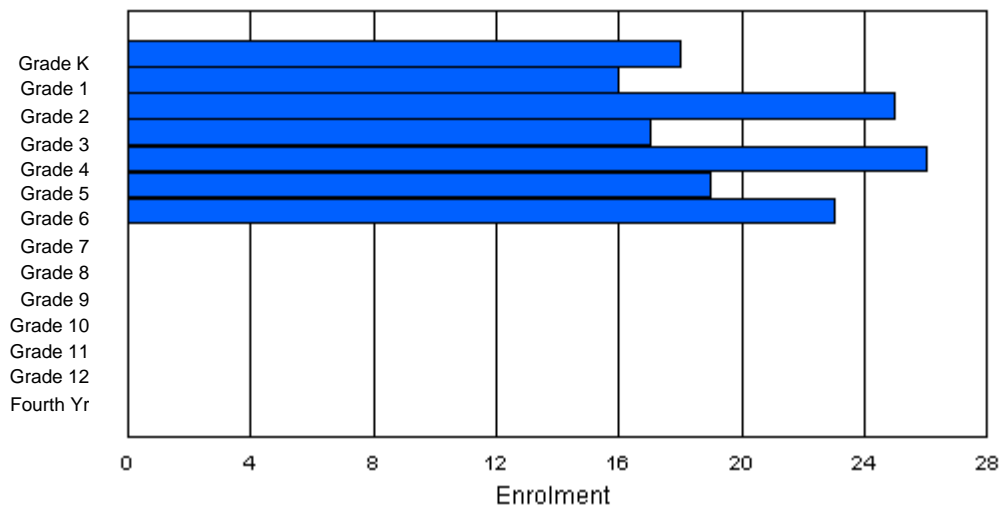
Enrolment By Age and Gender

Gender	Age																Total
	5	6	7	8	9	10	11	12	13	14	15	16	17	18	19	20>	
Male	11	8	12	5	12	13	16	0	0	0	0	0	0	0	0	0	77
Female	7	8	13	12	14	6	7	0	0	0	0	0	0	0	0	0	67
Total	18	16	25	17	26	19	23	0	0	0	0	0	0	0	0	0	144

Enrolment By Grade and Gender

Gender	Grade															Total
	K	1	2	3	4	5	6	7	8	9	10	11	12	4th		
Male	11	8	12	5	12	13	16	0	0	0	0	0	0	0	77	
Female	7	8	13	12	14	6	7	0	0	0	0	0	0	0	67	
Total	18	16	25	17	26	19	23	0	0	0	0	0	0	0	144	

Enrolment By Grade
For 205



* Data from the 2006-2007 AGR(Enrolment/Age as of the last day in Sept./Dec.)

** Newfoundland Statistics Classification System

*** May include itinerant teachers

District 3 - Nova Central

#206 - Riverwood Academy, Wing's Point

Classification: Rural Community/Central Region**
Offers Distance Education: Yes

Grades: K-12

Number of Grades: 13

[School FTE PTR : 12.7](#)

[District FTE PTR : 12.3](#)

[Provincial FTE PTR : 13.1](#)

[FTE Teachers](#) *** : 25.3

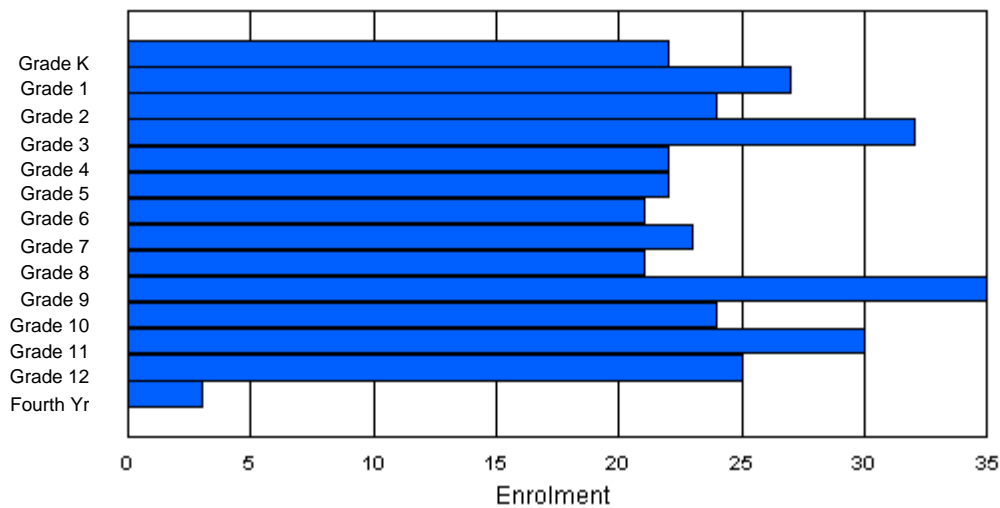
Enrolment By Age and Gender

Gender	Age																Total
	5	6	7	8	9	10	11	12	13	14	15	16	17	18	19	20>	
Male	11	9	15	15	10	16	9	12	7	17	18	16	15	3	1	0	174
Female	11	17	10	17	13	6	11	12	13	19	4	12	12	0	0	0	157
Total	22	26	25	32	23	22	20	24	20	36	22	28	27	3	1	0	331

Enrolment By Grade and Gender

Gender	Grade														Total
	K	1	2	3	4	5	6	7	8	9	10	11	12	4th	
Male	11	10	15	14	10	16	10	11	8	17	18	17	14	3	174
Female	11	17	9	18	12	6	11	12	13	18	6	13	11	0	157
Total	22	27	24	32	22	22	21	23	21	35	24	30	25	3	331

Enrolment By Grade
For 206



* Data from the 2006-2007 AGR(Enrolment/Age as of the last day in Sept./Dec.)

** Newfoundland Statistics Classification System

*** May include itinerant teachers

District 3 - Nova Central

#398 - Avoca Collegiate, Badger

Classification: Urban Community/Central Region**
Offers Distance Education: No

Grades: K-9 Number of Grades: 10

[School FTE PTR : 11.0](#)
[District FTE PTR : 12.3](#)
[Provincial FTE PTR : 13.1](#)

[FTE Teachers](#) *** : 6.0

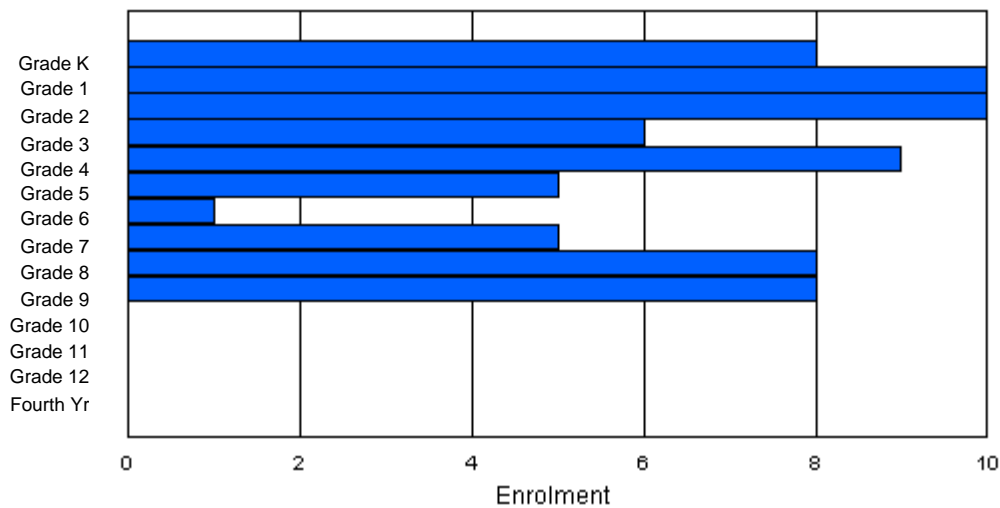
Enrolment By Age and Gender

Gender	Age																Total
	5	6	7	8	9	10	11	12	13	14	15	16	17	18	19	20>	
Male	4	6	2	1	5	4	1	2	5	5	0	0	0	0	0	0	35
Female	4	4	8	5	4	1	0	3	3	3	0	0	0	0	0	0	35
Total	8	10	10	6	9	5	1	5	8	8	0	0	0	0	0	0	70

Enrolment By Grade and Gender

Gender	Grade														Total
	K	1	2	3	4	5	6	7	8	9	10	11	12	4th	
Male	4	6	2	1	5	4	1	2	5	5	0	0	0	0	35
Female	4	4	8	5	4	1	0	3	3	3	0	0	0	0	35
Total	8	10	10	6	9	5	1	5	8	8	0	0	0	0	70

Enrolment By Grade
For 398



* Data from the 2006-2007 AGR(Enrolment/Age as of the last day in Sept./Dec.)

** Newfoundland Statistics Classification System

*** May include itinerant teachers

District 3 - Nova Central

#399 - Baie Verte Academy, Baie Verte

Classification: Rural Community/Central Region**
Offers Distance Education: No

Grades: K-6 Number of Grades: 7

[School FTE PTR : 11.1](#)
[District FTE PTR : 12.3](#)
[Provincial FTE PTR : 13.1](#)

[FTE Teachers](#) *** : 15.0

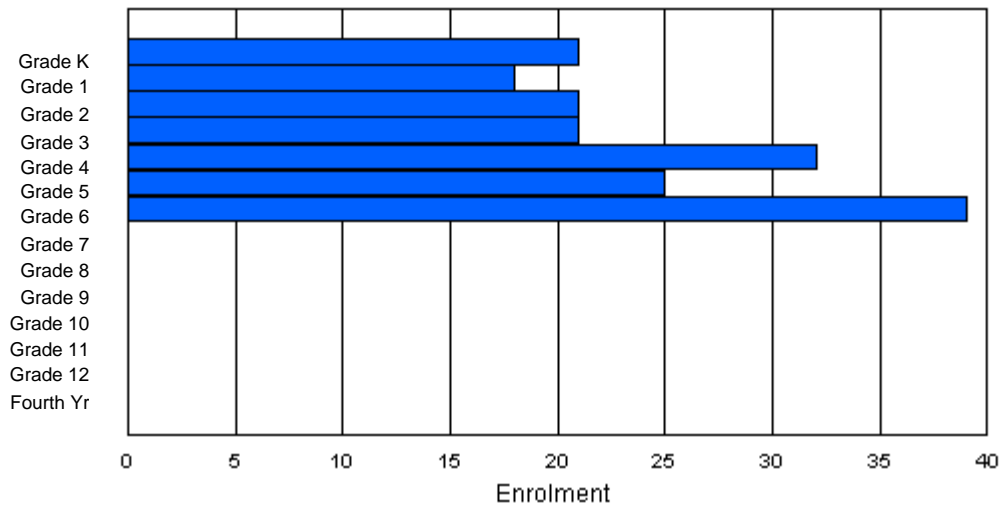
Enrolment By Age and Gender

Gender	Age																Total
	5	6	7	8	9	10	11	12	13	14	15	16	17	18	19	20>	
Male	12	6	14	8	19	15	16	0	0	0	0	0	0	0	0	0	90
Female	9	12	7	13	12	11	23	0	0	0	0	0	0	0	0	0	87
Total	21	18	21	21	31	26	39	0	0	0	0	0	0	0	0	0	177

Enrolment By Grade and Gender

Gender	Grade														Total
	K	1	2	3	4	5	6	7	8	9	10	11	12	4th	
Male	12	6	14	9	18	15	16	0	0	0	0	0	0	0	90
Female	9	12	7	12	14	10	23	0	0	0	0	0	0	0	87
Total	21	18	21	21	32	25	39	0	0	0	0	0	0	0	177

Enrolment By Grade
For 399



* Data from the 2006-2007 AGR(Enrolment/Age as of the last day in Sept./Dec.)

** Newfoundland Statistics Classification System

*** May include itinerant teachers

District 3 - Nova Central

#400 - Helen Tulk Elementary, Bishop's Falls

Classification: Rural Community/Central Region**
Offers Distance Education: No

Grades: K-6

Number of Grades: 7

[School FTE PTR : 12.9](#)

[District FTE PTR : 12.3](#)

[Provincial FTE PTR : 13.1](#)

[FTE Teachers](#) *** : 18.0

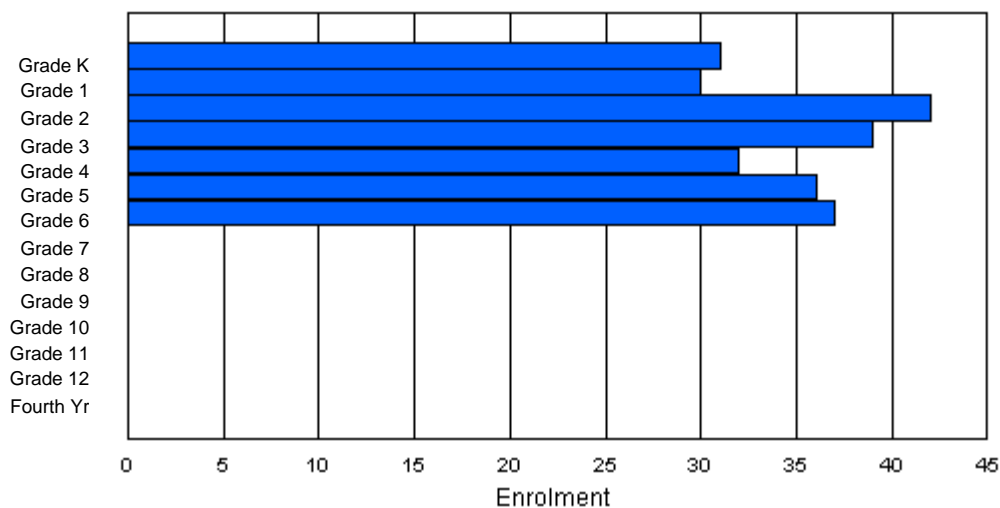
Enrolment By Age and Gender

Gender	Age																Total
	5	6	7	8	9	10	11	12	13	14	15	16	17	18	19	20>	
Male	14	16	17	24	18	16	16	0	0	0	0	0	0	0	0	0	121
Female	17	14	20	20	18	16	21	0	0	0	0	0	0	0	0	0	126
Total	31	30	37	44	36	32	37	0	0	0	0	0	0	0	0	247	

Enrolment By Grade and Gender

Gender	Grade														Total
	K	1	2	3	4	5	6	7	8	9	10	11	12	4th	
Male	14	16	22	19	16	18	16	0	0	0	0	0	0	0	121
Female	17	14	20	20	16	18	21	0	0	0	0	0	0	0	126
Total	31	30	42	39	32	36	37	0	0	0	0	0	0	0	247

Enrolment By Grade
For 400



* Data from the 2006-2007 AGR(Enrolment/Age as of the last day in Sept./Dec.)

** Newfoundland Statistics Classification System

*** May include itinerant teachers

District 3 - Nova Central

#402 - Leo Burke Academy, Bishop's Falls

Classification: Rural Community/Central Region**
Offers Distance Education: No

Grades: 7-12

Number of Grades: 6

[School FTE PTR : 15.5](#)

[District FTE PTR : 12.3](#)

[Provincial FTE PTR : 13.1](#)

[FTE Teachers](#) *** : 18.5

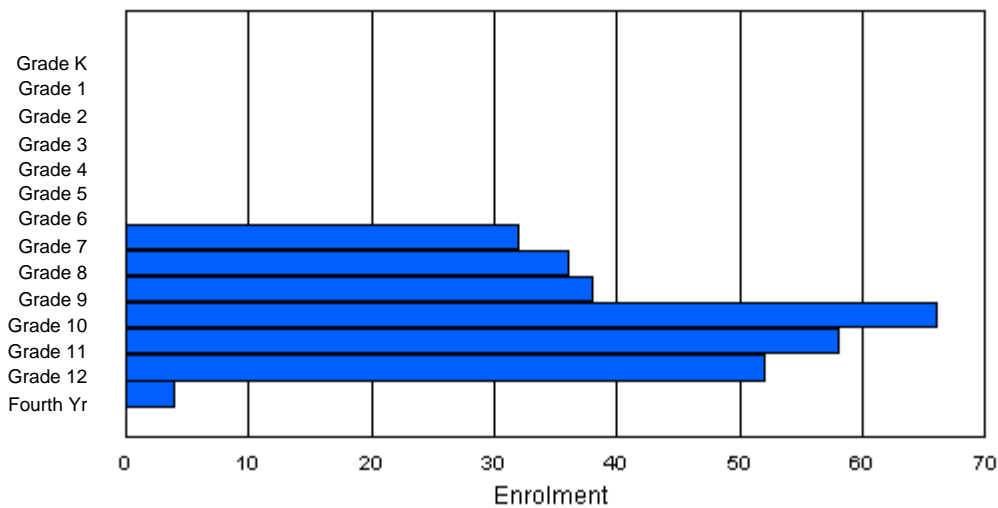
Enrolment By Age and Gender

Gender	Age																Total
	5	6	7	8	9	10	11	12	13	14	15	16	17	18	19	20>	
Male	0	0	0	0	0	0	1	16	12	18	36	22	36	6	0	0	147
Female	0	0	0	0	0	0	0	15	24	18	24	32	24	1	1	0	139
Total	0	0	0	0	0	0	1	31	36	36	60	54	60	7	1	0	286

Enrolment By Grade and Gender

Gender	Grade														Total
	K	1	2	3	4	5	6	7	8	9	10	11	12	4th	
Male	0	0	0	0	0	0	0	17	12	19	40	28	28	3	147
Female	0	0	0	0	0	0	0	15	24	19	26	30	24	1	139
Total	0	0	0	0	0	0	0	32	36	38	66	58	52	4	286

Enrolment By Grade
For 402



* Data from the 2006-2007 AGR(Enrolment/Age as of the last day in Sept./Dec.)

** Newfoundland Statistics Classification System

*** May include itinerant teachers

District 3 - Nova Central

#403 - Lakeside Academy, Buchans

Classification: Rural Community/Central Region**
Offers Distance Education: Yes

Grades: K-12

Number of Grades: 13

[School FTE PTR : 8.6](#)

[District FTE PTR : 12.3](#)

[Provincial FTE PTR : 13.1](#)

[FTE Teachers](#) *** : 10.0

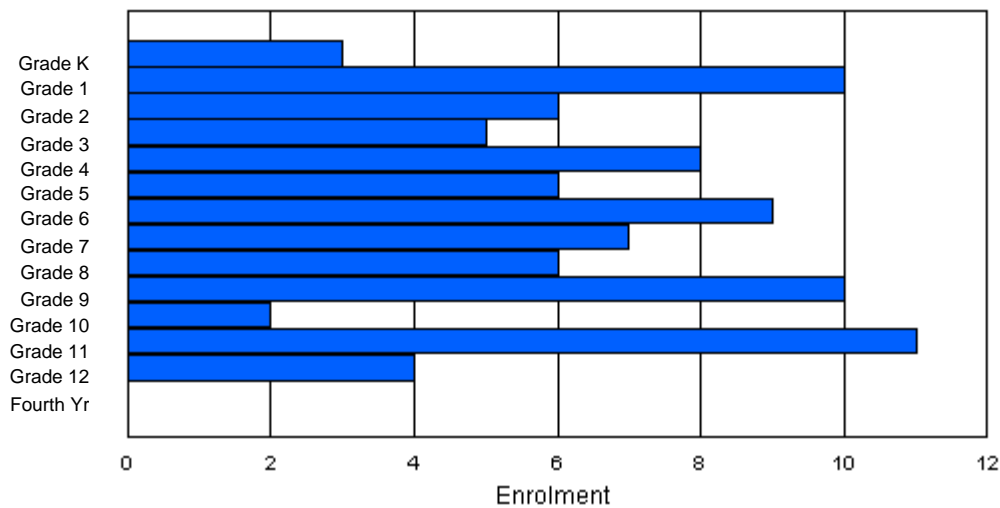
Enrolment By Age and Gender

Gender	Age																	Total
	5	6	7	8	9	10	11	12	13	14	15	16	17	18	19	20>		
Male	1	4	4	4	2	3	7	4	2	4	1	5	2	0	0	0	43	
Female	1	7	2	1	6	3	2	3	4	6	1	5	2	1	0	0	44	
Total	2	11	6	5	8	6	9	7	6	10	2	10	4	1	0	0	87	

Enrolment By Grade and Gender

Gender	Grade															Total
	K	1	2	3	4	5	6	7	8	9	10	11	12	4th		
Male	2	3	4	4	2	3	7	4	2	4	1	5	2	0	43	
Female	1	7	2	1	6	3	2	3	4	6	1	6	2	0	44	
Total	3	10	6	5	8	6	9	7	6	10	2	11	4	0	87	

Enrolment By Grade
For 403



* Data from the 2006-2007 AGR(Enrolment/Age as of the last day in Sept./Dec.)

** Newfoundland Statistics Classification System

*** May include itinerant teachers

District 3 - Nova Central

#404 - M.W. Jeans Academy, Burlington

Classification: Rural Community/Central Region**
Offers Distance Education: No

Grades: K-6

Number of Grades: 7

[School FTE PTR : 11.9](#)

[District FTE PTR : 12.3](#)

[Provincial FTE PTR : 13.1](#)

[FTE Teachers](#) *** : 4.0

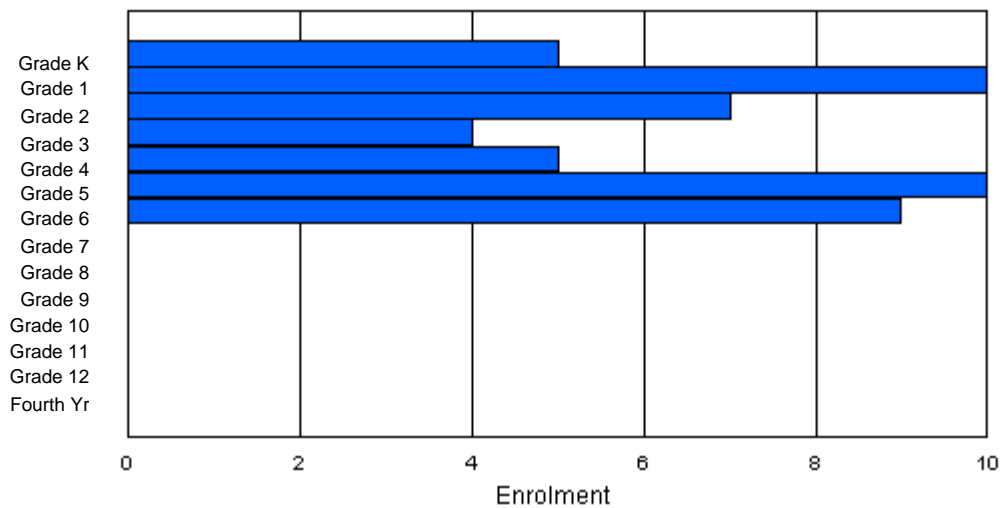
Enrolment By Age and Gender

Gender	Age																Total
	5	6	7	8	9	10	11	12	13	14	15	16	17	18	19	20>	
Male	2	5	4	2	2	5	4	0	0	0	0	0	0	0	0	0	24
Female	3	5	3	2	3	5	5	0	0	0	0	0	0	0	0	0	26
Total	5	10	7	4	5	10	9	0	0	0	0	0	0	0	0	0	50

Enrolment By Grade and Gender

Gender	Grade														Total
	K	1	2	3	4	5	6	7	8	9	10	11	12	4th	
Male	2	5	4	2	2	5	4	0	0	0	0	0	0	0	24
Female	3	5	3	2	3	5	5	0	0	0	0	0	0	0	26
Total	5	10	7	4	5	10	9	0	0	0	0	0	0	0	50

Enrolment By Grade
For 404



* Data from the 2006-2007 AGR(Enrolment/Age as of the last day in Sept./Dec.)

** Newfoundland Statistics Classification System

*** May include itinerant teachers

District 3 - Nova Central

#405 - Cottrell's Cove Academy, Cottrell's Cove

Classification: Rural Community/Central Region**
Offers Distance Education: Yes

Grades: K-11

Number of Grades: 12

[School FTE PTR : 6.0](#)

[District FTE PTR : 12.3](#)

[Provincial FTE PTR : 13.1](#)

[FTE Teachers](#) *** : 5.5

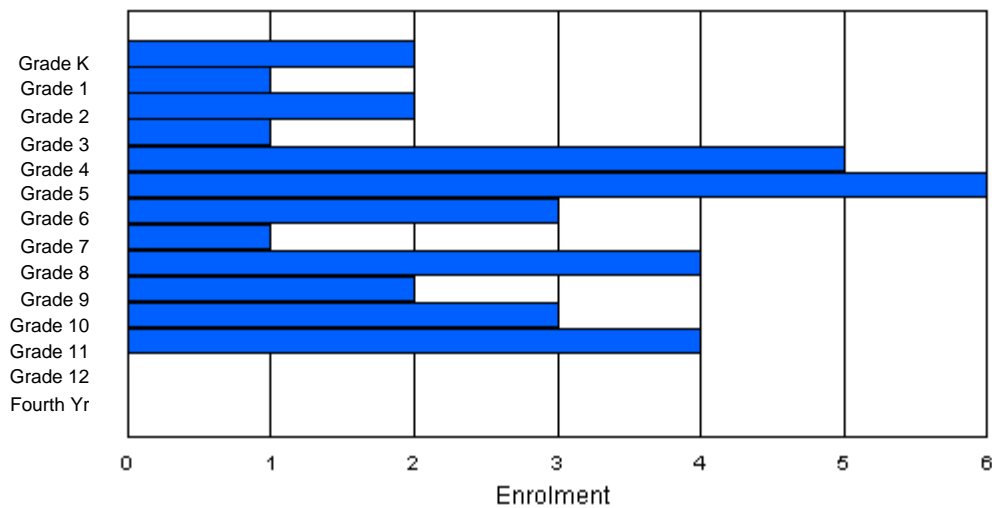
Enrolment By Age and Gender

Gender	Age																Total
	5	6	7	8	9	10	11	12	13	14	15	16	17	18	19	20>	
Male	1	0	0	0	1	2	2	1	3	1	3	2	0	0	0	0	16
Female	1	1	2	1	4	4	1	0	1	1	0	2	0	0	0	0	18
Total	2	1	2	1	5	6	3	1	4	2	3	4	0	0	0	0	34

Enrolment By Grade and Gender

Gender	Grade															Total
	K	1	2	3	4	5	6	7	8	9	10	11	12	4th		
Male	1	0	0	0	1	2	2	1	3	1	3	2	0	0	16	
Female	1	1	2	1	4	4	1	0	1	1	0	2	0	0	18	
Total	2	1	2	1	5	6	3	1	4	2	3	4	0	0	34	

Enrolment By Grade
For 405



* Data from the 2006-2007 AGR(Enrolment/Age as of the last day in Sept./Dec.)

** Newfoundland Statistics Classification System

*** May include itinerant teachers

District 3 - Nova Central

#406 - Fitzgerald Academy, English Harbour West

Classification: Rural Community/Southern Region**
Offers Distance Education: Yes

Grades: K-12 Number of Grades: 13

[School FTE PTR : 11.7](#)
[District FTE PTR : 12.3](#)
[Provincial FTE PTR : 13.1](#)

[FTE Teachers](#) *** : 19.5

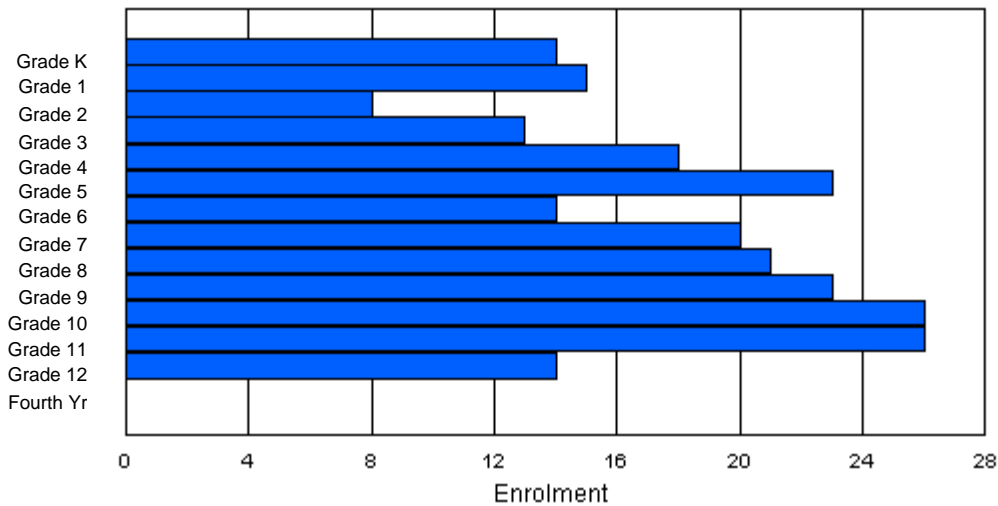
Enrolment By Age and Gender

Gender	Age																Total
	5	6	7	8	9	10	11	12	13	14	15	16	17	18	19	20>	
Male	11	9	4	7	7	12	8	13	9	11	13	12	10	2	0	0	128
Female	3	6	3	6	9	13	6	7	7	16	10	12	6	3	0	0	107
Total	14	15	7	13	16	25	14	20	16	27	23	24	16	5	0	0	235

Enrolment By Grade and Gender

Gender	Grade														Total
	K	1	2	3	4	5	6	7	8	9	10	11	12	4th	
Male	11	9	5	7	9	10	8	13	12	9	14	13	8	0	128
Female	3	6	3	6	9	13	6	7	9	14	12	13	6	0	107
Total	14	15	8	13	18	23	14	20	21	23	26	26	14	0	235

Enrolment By Grade
For 406



* Data from the 2006-2007 AGR(Enrolment/Age as of the last day in Sept./Dec.)

** Newfoundland Statistics Classification System

*** May include itinerant teachers

District 3 - Nova Central

#407 - Bay d'Espoir Academy, Milltown

Classification: Rural Community/Southern Region**
Offers Distance Education: Yes

Grades: K-12

Number of Grades: 13

[School FTE PTR : 13.2](#)

[District FTE PTR : 12.3](#)

[Provincial FTE PTR : 13.1](#)

[FTE Teachers](#) *** : 20.5

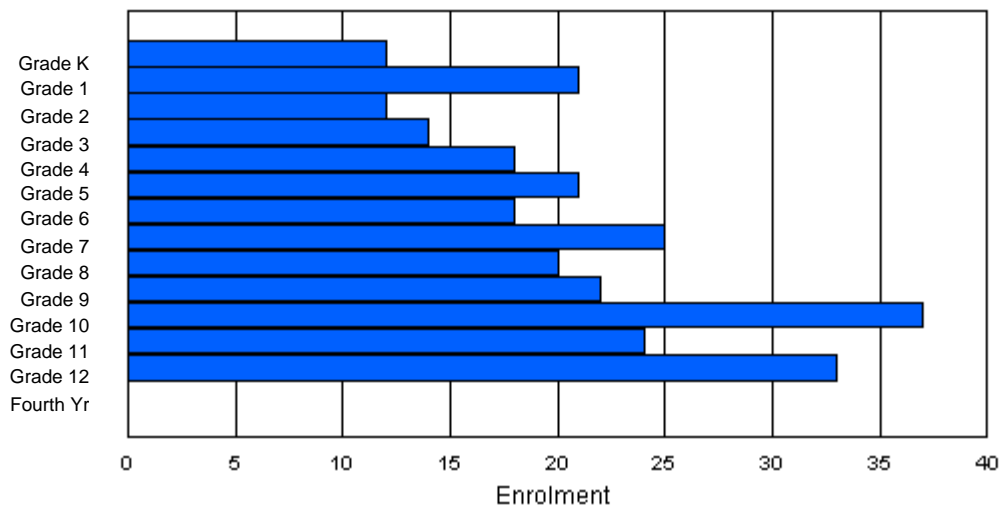
Enrolment By Age and Gender

Gender	Age																Total
	5	6	7	8	9	10	11	12	13	14	15	16	17	18	19	20>	
Male	5	10	6	6	9	12	12	14	9	13	18	10	17	2	0	0	143
Female	7	11	6	8	9	7	8	11	11	9	18	15	13	1	0	0	134
Total	12	21	12	14	18	19	20	25	20	22	36	25	30	3	0	0	277

Enrolment By Grade and Gender

Gender	Grade														Total
	K	1	2	3	4	5	6	7	8	9	10	11	12	4th	
Male	5	10	6	6	9	12	12	14	9	13	18	10	19	0	143
Female	7	11	6	8	9	9	6	11	11	9	19	14	14	0	134
Total	12	21	12	14	18	21	18	25	20	22	37	24	33	0	277

Enrolment By Grade
For 407



* Data from the 2006-2007 AGR(Enrolment/Age as of the last day in Sept./Dec.)

** Newfoundland Statistics Classification System

*** May include itinerant teachers

District 3 - Nova Central

#408 - Deckwood Primary, Woodstock

Classification: Rural Community/Central Region**
Offers Distance Education: No

Grades: K-3

Number of Grades: 4

[School FTE PTR : 7.5](#)

[District FTE PTR : 12.3](#)

[Provincial FTE PTR : 13.1](#)

[FTE Teachers](#) *** : 1.0

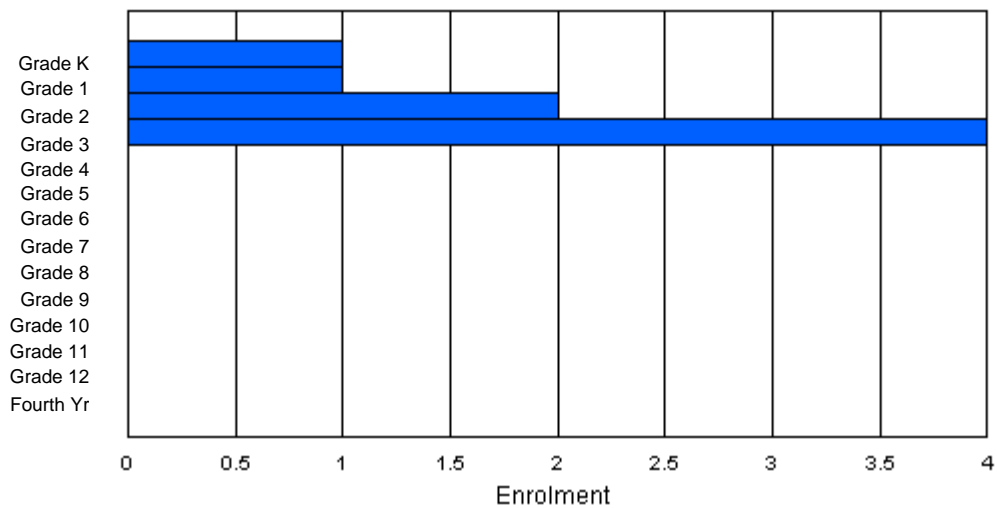
Enrolment By Age and Gender

Gender	Age																Total
	5	6	7	8	9	10	11	12	13	14	15	16	17	18	19	20>	
Male	1	1	1	3	0	0	0	0	0	0	0	0	0	0	0	0	6
Female	0	0	1	1	0	0	0	0	0	0	0	0	0	0	0	0	2
Total	1	1	2	4	0	0	0	0	0	0	0	0	0	0	0	0	8

Enrolment By Grade and Gender

Gender	Grade														Total
	K	1	2	3	4	5	6	7	8	9	10	11	12	4th	
Male	1	1	1	3	0	0	0	0	0	0	0	0	0	0	6
Female	0	0	1	1	0	0	0	0	0	0	0	0	0	0	2
Total	1	1	2	4	0	0	0	0	0	0	0	0	0	0	8

Enrolment By Grade
For 408



* Data from the 2006-2007 AGR(Enrolment/Age as of the last day in Sept./Dec.)

** Newfoundland Statistics Classification System

*** May include itinerant teachers

District 3 - Nova Central

#409 - Indian River Academy, Springdale

Classification: Rural Community/Central Region**
Offers Distance Education: No

Grades: K-6 Number of Grades: 7

[School FTE PTR : 11.2](#)
[District FTE PTR : 12.3](#)
[Provincial FTE PTR : 13.1](#)

[FTE Teachers](#) *** : 20.5

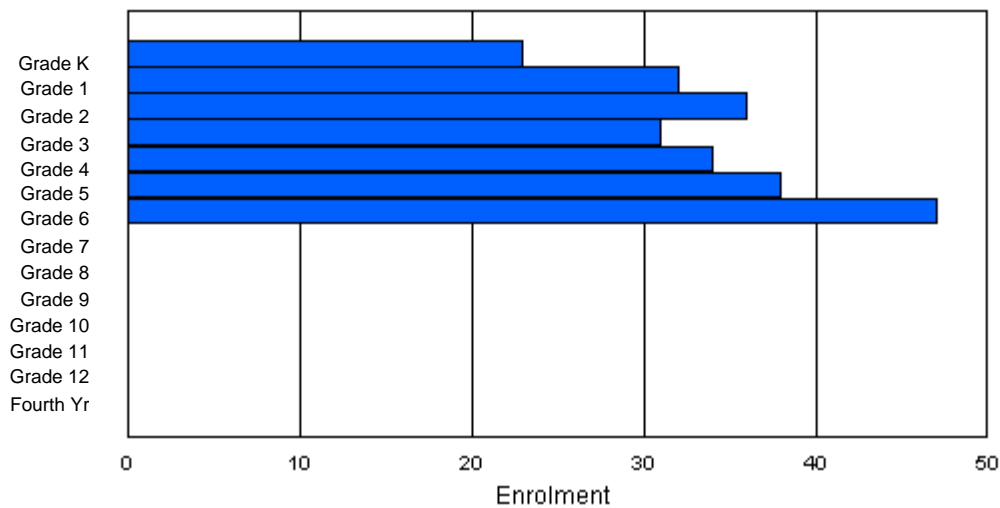
Enrolment By Age and Gender

Gender	Age																Total
	5	6	7	8	9	10	11	12	13	14	15	16	17	18	19	20>	
Male	14	11	22	21	14	16	23	1	0	0	0	0	0	1	0	0	123
Female	9	26	8	11	18	23	23	0	0	0	0	0	0	0	0	0	118
Total	23	37	30	32	32	39	46	1	0	0	0	0	0	1	0	0	241

Enrolment By Grade and Gender

Gender	Grade														Total
	K	1	2	3	4	5	6	7	8	9	10	11	12	4th	
Male	14	10	24	20	16	15	24	0	0	0	0	0	0	0	123
Female	9	22	12	11	18	23	23	0	0	0	0	0	0	0	118
Total	23	32	36	31	34	38	47	0	0	0	0	0	0	0	241

Enrolment By Grade
For 409



* Data from the 2006-2007 AGR(Enrolment/Age as of the last day in Sept./Dec.)

** Newfoundland Statistics Classification System

*** May include itinerant teachers

District 3 - Nova Central

#413 - Holy Cross School Complex, Eastport

Classification: Rural Community/Central Region**
Offers Distance Education: Yes

Grades: K-12

Number of Grades: 13

[School FTE PTR : 10.9](#)

[District FTE PTR : 12.3](#)

[Provincial FTE PTR : 13.1](#)

[FTE Teachers](#) *** : 12.5

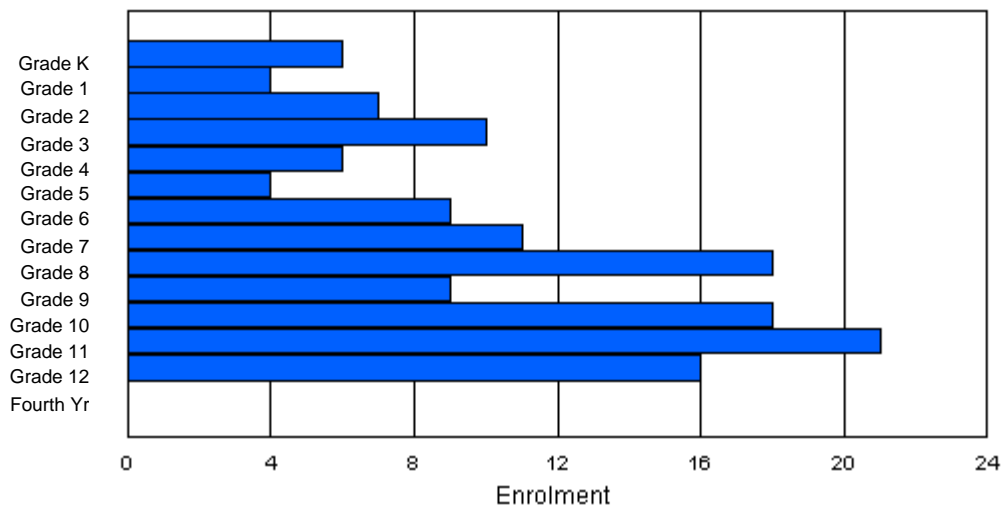
Enrolment By Age and Gender

Gender	Age																	Total
	5	6	7	8	9	10	11	12	13	14	15	16	17	18	19	20>		
Male	2	3	2	3	2	3	4	5	9	3	9	16	6	0	0	0	67	
Female	4	1	5	6	5	1	5	6	8	5	10	6	10	0	0	0	72	
Total	6	4	7	9	7	4	9	11	17	8	19	22	16	0	0	0	139	

Enrolment By Grade and Gender

Gender	Grade															Total
	K	1	2	3	4	5	6	7	8	9	10	11	12	4th		
Male	2	3	2	3	2	3	4	5	11	3	8	15	6	0	67	
Female	4	1	5	7	4	1	5	6	7	6	10	6	10	0	72	
Total	6	4	7	10	6	4	9	11	18	9	18	21	16	0	139	

Enrolment By Grade
For 413



* Data from the 2006-2007 AGR(Enrolment/Age as of the last day in Sept./Dec.)

** Newfoundland Statistics Classification System

*** May include itinerant teachers

District 3 - Nova Central

#414 - Fogo Island Central Academy, Fogo Island

Classification: Rural Community/Central Region**
Offers Distance Education: No

Grades: K-12 Number of Grades: 13

[School FTE PTR : 12.5](#)
[District FTE PTR : 12.3](#)
[Provincial FTE PTR : 13.1](#)

[FTE Teachers](#) *** : 25.0

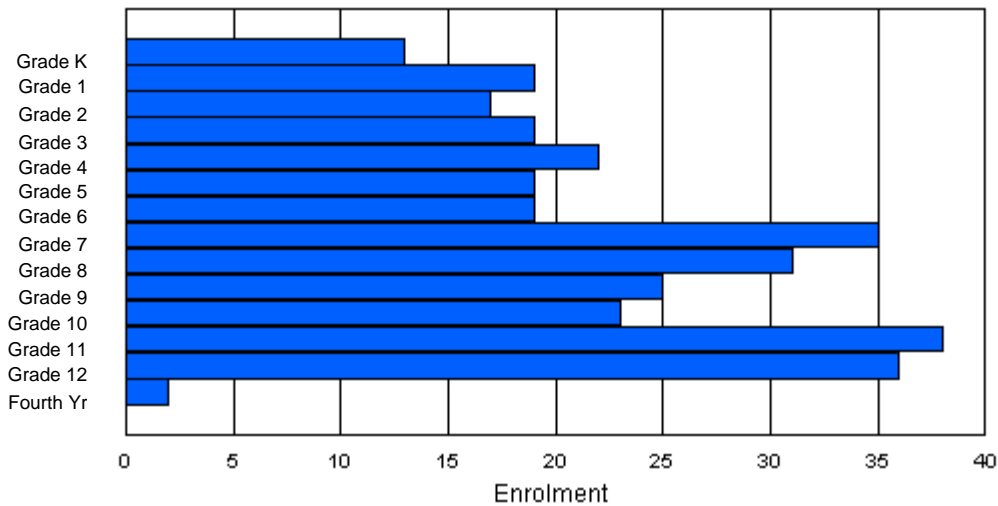
Enrolment By Age and Gender

Gender	Age																Total
	5	6	7	8	9	10	11	12	13	14	15	16	17	18	19	20>	
Male	7	10	10	8	10	9	8	18	19	11	16	19	11	0	0	0	156
Female	7	8	8	10	12	11	8	16	15	10	11	19	23	4	0	0	162
Total	14	18	18	18	22	20	16	34	34	21	27	38	34	4	0	0	318

Enrolment By Grade and Gender

Gender	Grade														Total
	K	1	2	3	4	5	6	7	8	9	10	11	12	4th	
Male	6	11	9	9	10	9	10	19	16	15	12	20	10	0	156
Female	7	8	8	10	12	10	9	16	15	10	11	18	26	2	162
Total	13	19	17	19	22	19	19	35	31	25	23	38	36	2	318

Enrolment By Grade
For 414



* Data from the 2006-2007 AGR(Enrolment/Age as of the last day in Sept./Dec.)

** Newfoundland Statistics Classification System

*** May include itinerant teachers

District 3 - Nova Central

#416 - Smallwood Academy, Gambo

Classification: Rural Community/Central Region**
Offers Distance Education: Yes

Grades: K-12

Number of Grades: 13

[School FTE PTR : 11.4](#)

[District FTE PTR : 12.3](#)

[Provincial FTE PTR : 13.1](#)

[FTE Teachers](#) *** : 28.0

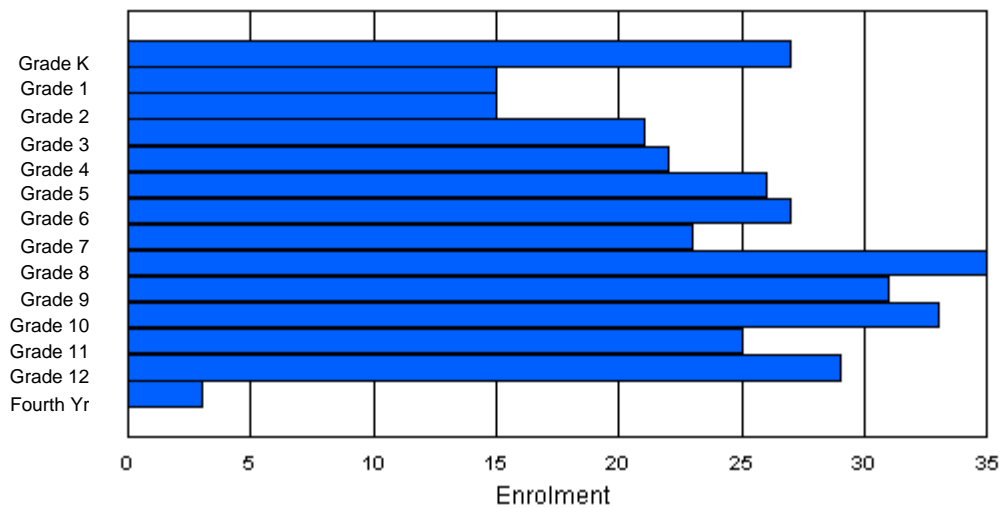
Enrolment By Age and Gender

Gender	Age																Total
	5	6	7	8	9	10	11	12	13	14	15	16	17	18	19	20>	
Male	11	7	6	8	10	8	14	13	13	12	15	12	13	6	0	0	148
Female	17	6	10	13	12	17	12	12	21	19	15	14	16	0	0	0	184
Total	28	13	16	21	22	25	26	25	34	31	30	26	29	6	0	0	332

Enrolment By Grade and Gender

Gender	Grade														Total
	K	1	2	3	4	5	6	7	8	9	10	11	12	4th	
Male	10	8	6	8	10	9	14	12	14	12	18	12	12	3	148
Female	17	7	9	13	12	17	13	11	21	19	15	13	17	0	184
Total	27	15	15	21	22	26	27	23	35	31	33	25	29	3	332

Enrolment By Grade
For 416



* Data from the 2006-2007 AGR(Enrolment/Age as of the last day in Sept./Dec.)

** Newfoundland Statistics Classification System

*** May include itinerant teachers

District 3 - Nova Central

#417 - Gander Academy, Gander

Classification: Urban Community/Central Region**
Offers Distance Education: No

Grades: K-6 Number of Grades: 7

[School FTE PTR : 14.5](#)
[District FTE PTR : 12.3](#)
[Provincial FTE PTR : 13.1](#)

[FTE Teachers](#) *** : 53.3

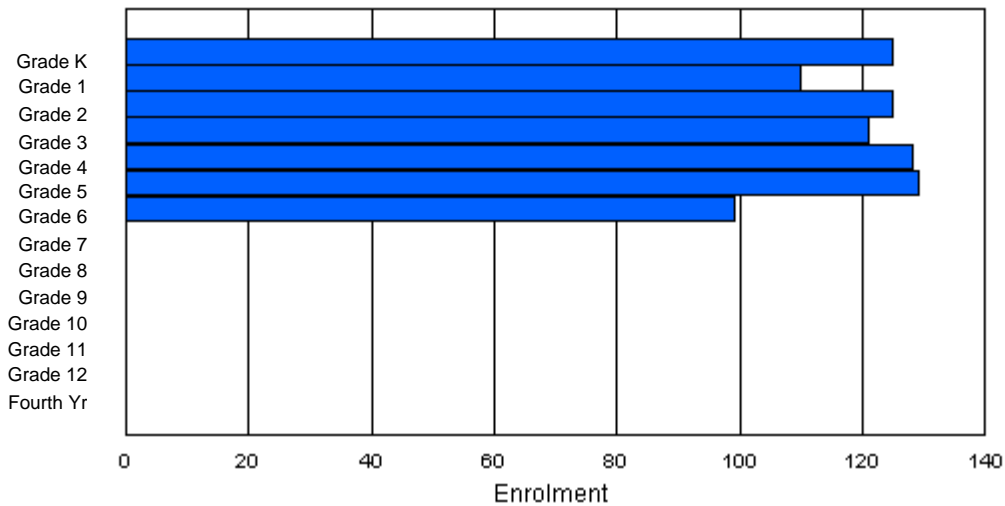
Enrolment By Age and Gender

Gender	Age																Total
	5	6	7	8	9	10	11	12	13	14	15	16	17	18	19	20>	
Male	76	60	56	58	51	68	46	1	0	0	0	0	0	0	0	0	416
Female	49	50	70	62	66	68	55	1	0	0	0	0	0	0	0	0	421
Total	125	110	126	120	117	136	101	2	0	0	0	0	0	0	0	0	837

Enrolment By Grade and Gender

Gender	Grade														Total
	K	1	2	3	4	5	6	7	8	9	10	11	12	4th	
Male	76	60	56	58	56	64	46	0	0	0	0	0	0	0	416
Female	49	50	69	63	72	65	53	0	0	0	0	0	0	0	421
Total	125	110	125	121	128	129	99	0	0	0	0	0	0	0	837

Enrolment By Grade
For 417



* Data from the 2006-2007 AGR(Enrolment/Age as of the last day in Sept./Dec.)

** Newfoundland Statistics Classification System

*** May include itinerant teachers

District 3 - Nova Central

#418 - Gander Collegiate, Gander

Classification: Urban Community/Central Region**
Offers Distance Education: No

Grades: 10-12 Number of Grades: 3

[School FTE PTR : 17.1](#)
[District FTE PTR : 12.3](#)
[Provincial FTE PTR : 13.1](#)

[FTE Teachers](#) *** : 23.3

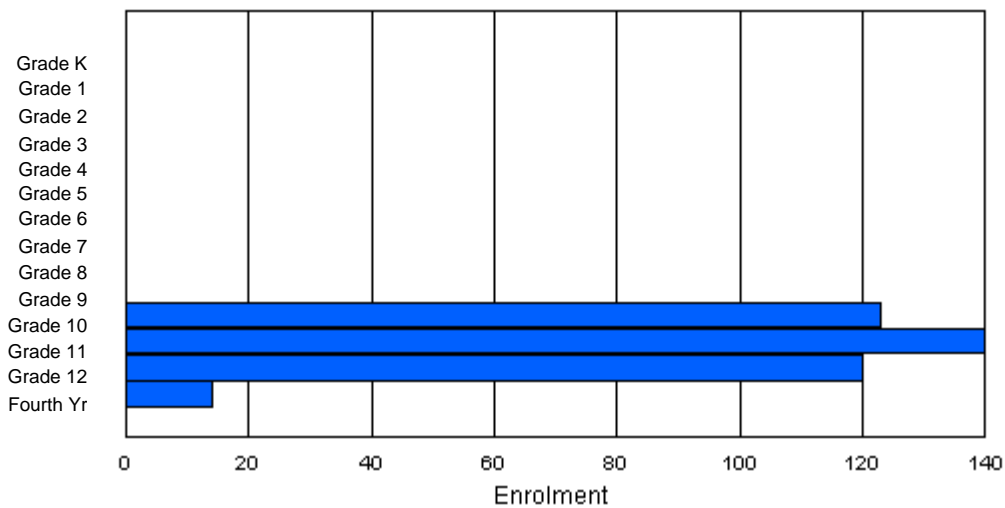
Enrolment By Age and Gender

Gender	Age																Total
	5	6	7	8	9	10	11	12	13	14	15	16	17	18	19	20>	
Male	0	0	0	0	0	0	0	0	0	0	67	70	71	6	0	1	215
Female	0	0	0	0	0	0	0	0	0	0	55	66	53	7	1	0	182
Total	0	0	0	0	0	0	0	0	0	0	122	136	124	13	1	1	397

Enrolment By Grade and Gender

Gender	Grade														Total
	K	1	2	3	4	5	6	7	8	9	10	11	12	4th	
Male	0	0	0	0	0	0	0	0	0	0	68	72	68	7	215
Female	0	0	0	0	0	0	0	0	0	0	55	68	52	7	182
Total	0	0	0	0	0	0	0	0	0	0	123	140	120	14	397

Enrolment By Grade
For 418



* Data from the 2006-2007 AGR(Enrolment/Age as of the last day in Sept./Dec.)

** Newfoundland Statistics Classification System

*** May include itinerant teachers

District 3 - Nova Central

#420 - St. Paul's Intermediate School, Gander

Classification: Urban Community/Central Region**
Offers Distance Education: No

Grades: 7-9 Number of Grades: 3

[School FTE PTR : 14.8](#)
[District FTE PTR : 12.3](#)
[Provincial FTE PTR : 13.1](#)

[FTE Teachers](#) *** : 23.5

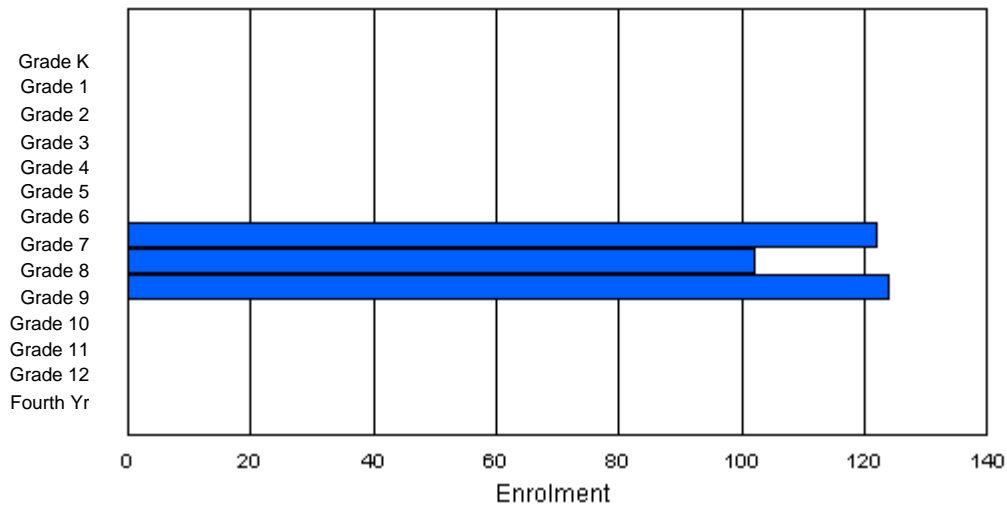
Enrolment By Age and Gender

Gender	Age																Total
	5	6	7	8	9	10	11	12	13	14	15	16	17	18	19	20>	
Male	0	0	0	0	0	0	0	66	43	65	6	0	0	0	0	0	180
Female	0	0	0	0	0	0	2	51	60	54	1	0	0	0	0	0	168
Total	0	0	0	0	0	0	2	117	103	119	7	0	0	0	0	0	348

Enrolment By Grade and Gender

Gender	Grade														Total
	K	1	2	3	4	5	6	7	8	9	10	11	12	4th	
Male	0	0	0	0	0	0	0	68	42	70	0	0	0	0	180
Female	0	0	0	0	0	0	0	54	60	54	0	0	0	0	168
Total	0	0	0	0	0	0	0	122	102	124	0	0	0	0	348

Enrolment By Grade
For 420



* Data from the 2006-2007 AGR(Enrolment/Age as of the last day in Sept./Dec.)

** Newfoundland Statistics Classification System

*** May include itinerant teachers

District 3 - Nova Central

#421 - Lakewood Academy, Glenwood

Classification: Urban Community/Central Region**
Offers Distance Education: Yes

Grades: K-12

Number of Grades: 13

[School FTE PTR : 10.2](#)

[District FTE PTR : 12.3](#)

[Provincial FTE PTR : 13.1](#)

[FTE Teachers](#) *** : 19.0

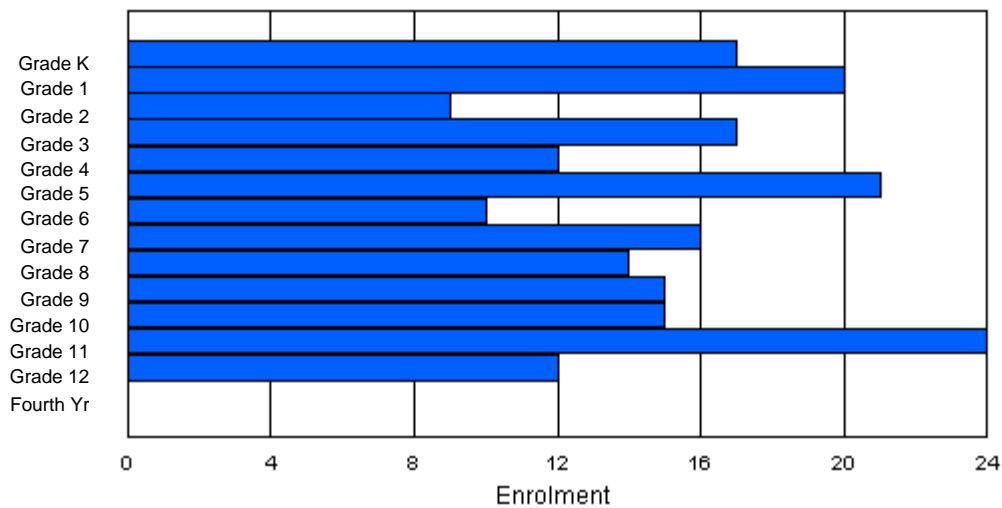
Enrolment By Age and Gender

Gender	Age																Total
	5	6	7	8	9	10	11	12	13	14	15	16	17	18	19	20>	
Male	4	11	5	8	4	10	8	13	7	9	9	10	4	1	2	0	105
Female	13	8	5	9	8	6	7	2	7	6	6	10	8	1	1	0	97
Total	17	19	10	17	12	16	15	15	14	15	15	20	12	2	3	0	202

Enrolment By Grade and Gender

Gender	Grade														Total
	K	1	2	3	4	5	6	7	8	9	10	11	12	4th	
Male	4	11	5	9	3	13	5	14	7	9	9	12	4	0	105
Female	13	9	4	8	9	8	5	2	7	6	6	12	8	0	97
Total	17	20	9	17	12	21	10	16	14	15	15	24	12	0	202

Enrolment By Grade
For 421



* Data from the 2006-2007 AGR(Enrolment/Age as of the last day in Sept./Dec.)

** Newfoundland Statistics Classification System

*** May include itinerant teachers

District 3 - Nova Central

#422 - Glovertown Academy, Glovertown

Classification: Rural Community/Central Region**
Offers Distance Education: Yes

Grades: K-12

Number of Grades: 13

[School FTE PTR : 13.4](#)

[District FTE PTR : 12.3](#)

[Provincial FTE PTR : 13.1](#)

[FTE Teachers](#) *** : 30.0

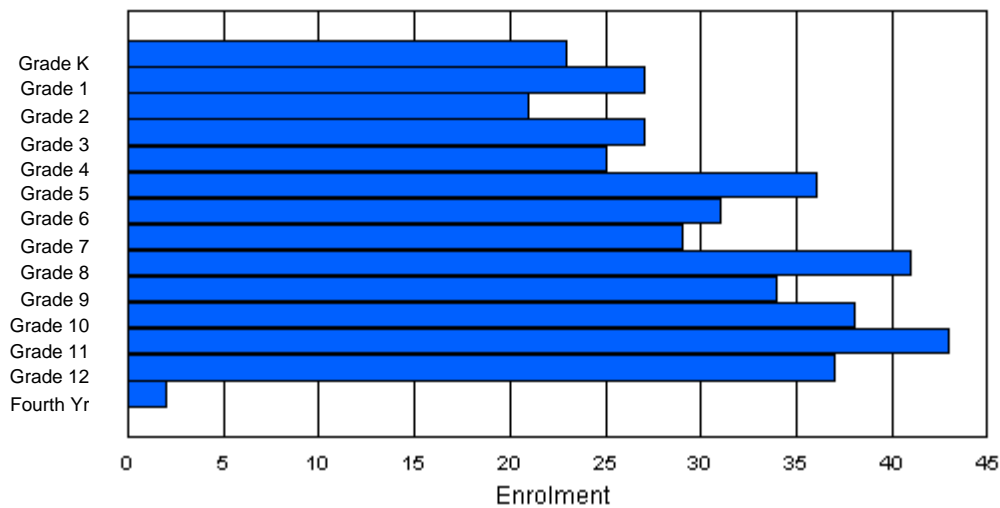
Enrolment By Age and Gender

Gender	Age																Total
	5	6	7	8	9	10	11	12	13	14	15	16	17	18	19	20>	
Male	12	17	6	14	7	18	14	17	16	22	15	25	17	1	1	0	202
Female	11	10	13	15	18	17	16	14	20	16	19	18	20	5	0	0	212
Total	23	27	19	29	25	35	30	31	36	38	34	43	37	6	1	0	414

Enrolment By Grade and Gender

Gender	Grade														Total
	K	1	2	3	4	5	6	7	8	9	10	11	12	4th	
Male	12	17	8	12	8	17	16	15	20	19	18	25	14	1	202
Female	11	10	13	15	17	19	15	14	21	15	20	18	23	1	212
Total	23	27	21	27	25	36	31	29	41	34	38	43	37	2	414

Enrolment By Grade
For 422



* Data from the 2006-2007 AGR(Enrolment/Age as of the last day in Sept./Dec.)

** Newfoundland Statistics Classification System

*** May include itinerant teachers

District 3 - Nova Central

#426 - Hillview Academy, Norris Arm

Classification: Rural Community/Central Region**
Offers Distance Education: No

Grades: K-9

Number of Grades: 10

[School FTE PTR : 11.1](#)

[District FTE PTR : 12.3](#)

[Provincial FTE PTR : 13.1](#)

[FTE Teachers](#) *** : 9.5

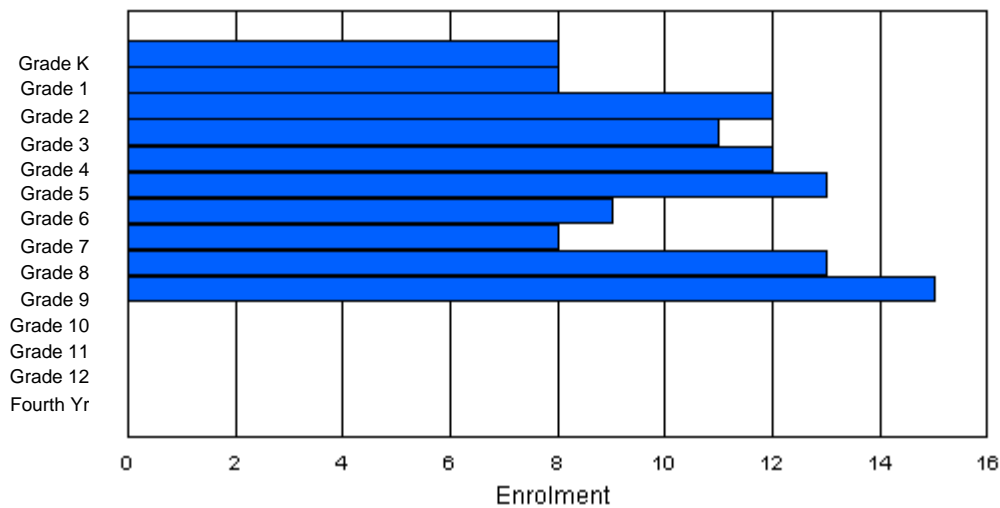
Enrolment By Age and Gender

Gender	Age																Total
	5	6	7	8	9	10	11	12	13	14	15	16	17	18	19	20>	
Male	2	6	5	7	5	8	6	3	5	6	0	0	0	0	0	0	53
Female	6	2	7	4	7	5	3	5	8	8	1	0	0	0	0	0	56
Total	8	8	12	11	12	13	9	8	13	14	1	0	0	0	0	0	109

Enrolment By Grade and Gender

Gender	Grade														Total
	K	1	2	3	4	5	6	7	8	9	10	11	12	4th	
Male	2	6	5	7	5	8	6	3	5	6	0	0	0	0	53
Female	6	2	7	4	7	5	3	5	8	9	0	0	0	0	56
Total	8	8	12	11	12	13	9	8	13	15	0	0	0	0	109

Enrolment By Grade
For 426



* Data from the 2006-2007 AGR(Enrolment/Age as of the last day in Sept./Dec.)

** Newfoundland Statistics Classification System

*** May include itinerant teachers

District 3 - Nova Central

#478 - New World Island Academy, Summerford

Classification: Rural Community/Central Region**
Offers Distance Education: No

Grades: K-12 Number of Grades: 13

[School FTE PTR : 13.3](#)
[District FTE PTR : 12.3](#)
[Provincial FTE PTR : 13.1](#)

[FTE Teachers](#) *** : 35.8

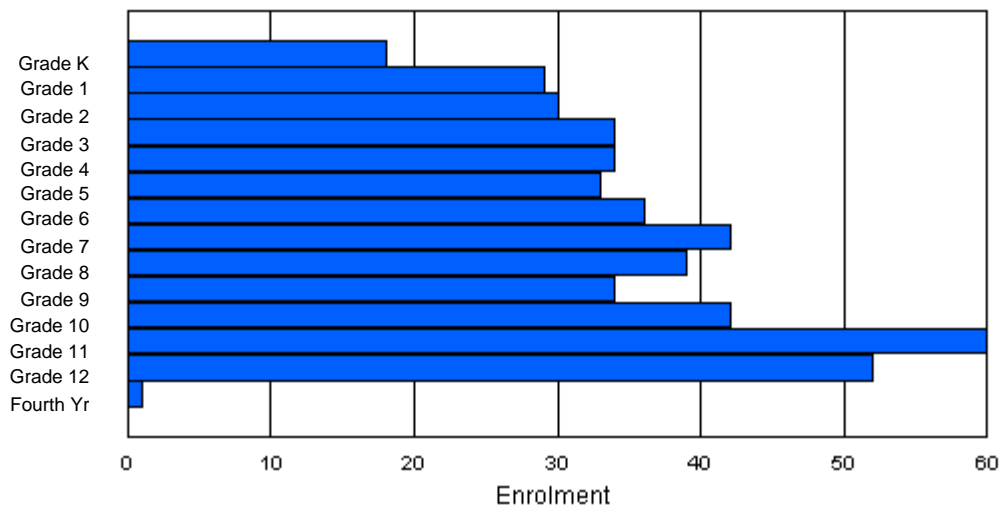
Enrolment By Age and Gender

Gender	Age																Total
	5	6	7	8	9	10	11	12	13	14	15	16	17	18	19	20>	
Male	8	17	19	18	21	17	15	25	18	17	23	30	32	4	0	0	264
Female	10	12	11	16	14	16	20	17	22	16	14	25	26	1	0	0	220
Total	18	29	30	34	35	33	35	42	40	33	37	55	58	5	0	0	484

Enrolment By Grade and Gender

Gender	Grade														Total
	K	1	2	3	4	5	6	7	8	9	10	11	12	4th	
Male	8	17	19	18	21	17	16	25	17	18	25	36	27	0	264
Female	10	12	11	16	13	16	20	17	22	16	17	24	25	1	220
Total	18	29	30	34	34	33	36	42	39	34	42	60	52	1	484

Enrolment By Grade
For 478



* Data from the 2006-2007 AGR(Enrolment/Age as of the last day in Sept./Dec.)

** Newfoundland Statistics Classification System

*** May include itinerant teachers

District 3 - Nova Central

#480 - Exploits Valley High, Grand Falls-Windsor

Grades: 10-12

Number of Grades: 3

[FTE Teachers](#) *** : 35.0

Classification: Urban Community/Central Region**

Offers Distance Education: No

[School FTE PTR : 17.1](#)

[District FTE PTR : 12.3](#)

[Provincial FTE PTR : 13.1](#)

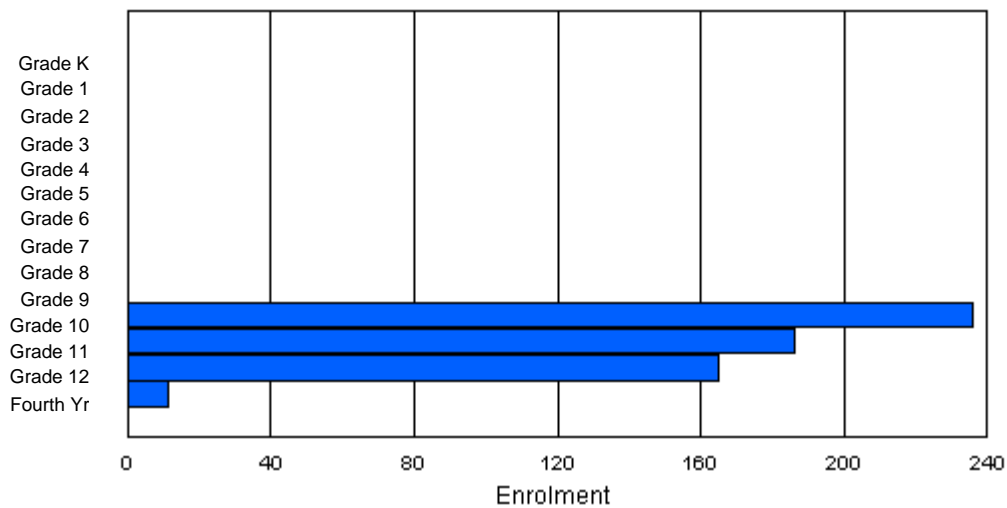
Enrolment By Age and Gender

Gender	Age																Total
	5	6	7	8	9	10	11	12	13	14	15	16	17	18	19	20>	
Male	0	0	0	0	0	0	0	0	0	0	88	104	91	11	4	0	298
Female	0	0	1	0	0	0	0	0	0	0	94	100	92	9	3	1	300
Total	0	0	1	0	0	0	0	0	0	0	182	204	183	20	7	1	598

Enrolment By Grade and Gender

Gender	Grade														Total
	K	1	2	3	4	5	6	7	8	9	10	11	12	4th	
Male	0	0	0	0	0	0	0	0	0	0	122	90	79	7	298
Female	0	0	0	0	0	0	0	0	0	0	114	96	86	4	300
Total	0	0	0	0	0	0	0	0	0	0	236	186	165	11	598

Enrolment By Grade
For 480



* Data from the 2006-2007 AGR(Enrolment/Age as of the last day in Sept./Dec.)

** Newfoundland Statistics Classification System

*** May include itinerant teachers

District 3 - Nova Central

#481 - Exploits Valley Intermediate, Grand Falls-Windsor

Classification: Urban Community/Central Region**
Offers Distance Education: No

Grades: 7-9

Number of Grades: 3

[School FTE PTR : 14.4](#)

[District FTE PTR : 12.3](#)

[Provincial FTE PTR : 13.1](#)

[FTE Teachers](#) *** : 32.0

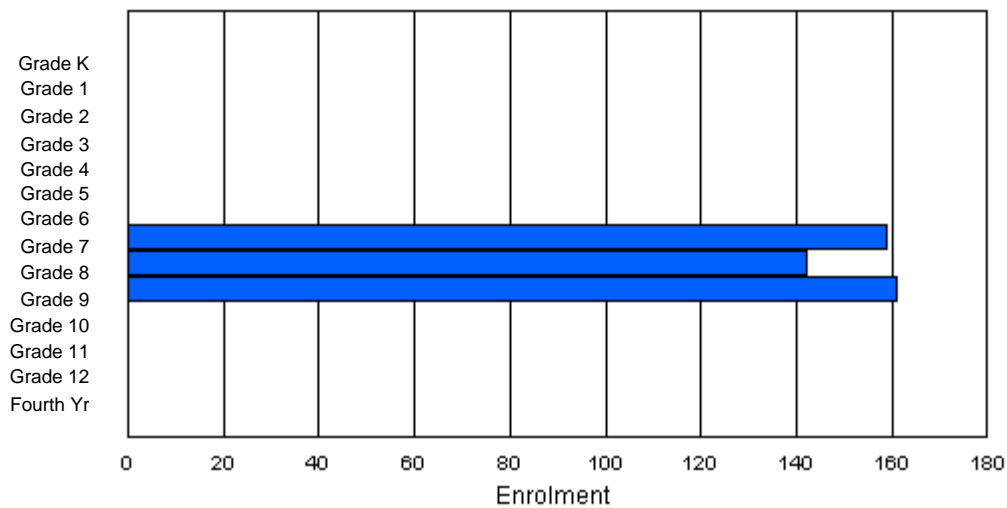
Enrolment By Age and Gender

Gender	Age																Total
	5	6	7	8	9	10	11	12	13	14	15	16	17	18	19	20>	
Male	0	0	0	0	0	0	0	71	71	74	2	0	0	0	0	0	218
Female	0	0	0	0	0	0	1	79	74	86	2	1	0	0	0	1	244
Total	0	0	0	0	0	0	1	150	145	160	4	1	0	0	0	1	462

Enrolment By Grade and Gender

Gender	Grade														Total
	K	1	2	3	4	5	6	7	8	9	10	11	12	4th	
Male	0	0	0	0	0	0	0	76	69	73	0	0	0	0	218
Female	0	0	0	0	0	0	0	83	73	88	0	0	0	0	244
Total	0	0	0	0	0	0	0	159	142	161	0	0	0	0	462

Enrolment By Grade
For 481



* Data from the 2006-2007 AGR(Enrolment/Age as of the last day in Sept./Dec.)

** Newfoundland Statistics Classification System

*** May include itinerant teachers

District 4 - Eastern

#209 - Pearce Junior High, Salt Pond

Classification: Rural Community/Southern Region**
Offers Distance Education: No

Grades: 8-9

Number of Grades: 2

[School FTE PTR : 15.5](#)

[District FTE PTR : 14.1](#)

[Provincial FTE PTR : 13.1](#)

[FTE Teachers](#) *** : 16.5

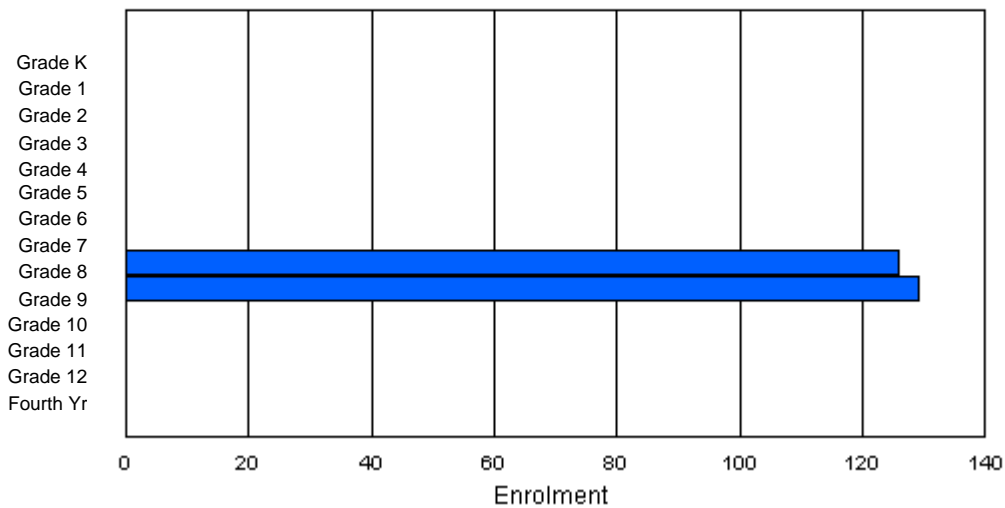
Enrolment By Age and Gender

Gender	Age																	Total
	5	6	7	8	9	10	11	12	13	14	15	16	17	18	19	20>		
Male	0	0	0	0	0	0	0	0	67	62	2	0	0	0	0	0	131	
Female	0	0	0	0	0	0	0	1	55	67	1	0	0	0	0	0	124	
Total	0	0	0	0	0	0	0	1	122	129	3	0	0	0	0	0	255	

Enrolment By Grade and Gender

Gender	Grade														Total
	K	1	2	3	4	5	6	7	8	9	10	11	12	4th	
Male	0	0	0	0	0	0	0	0	70	61	0	0	0	0	131
Female	0	0	0	0	0	0	0	0	56	68	0	0	0	0	124
Total	0	0	0	0	0	0	0	0	126	129	0	0	0	0	255

Enrolment By Grade
For 209



* Data from the 2006-2007 AGR(Enrolment/Age as of the last day in Sept./Dec.)

** Newfoundland Statistics Classification System

*** May include itinerant teachers

District 4 - Eastern

#213 - Lake Academy, Fortune

Classification: Rural Community/Southern Region**
Offers Distance Education: No

Grades: K-7

Number of Grades: 8

[School FTE PTR : 13.7](#)

[District FTE PTR : 14.1](#)

[Provincial FTE PTR : 13.1](#)

[FTE Teachers](#) *** : 21.0

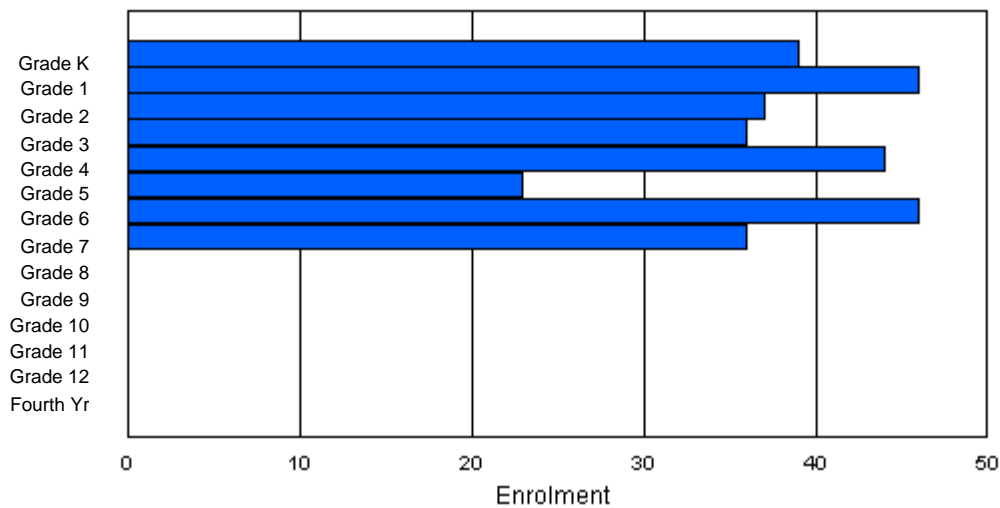
Enrolment By Age and Gender

Gender	Age																Total
	5	6	7	8	9	10	11	12	13	14	15	16	17	18	19	20>	
Male	18	32	14	19	19	9	25	17	2	0	0	0	0	0	0	0	155
Female	21	13	21	19	22	16	23	16	1	0	0	0	0	0	0	0	152
Total	39	45	35	38	41	25	48	33	3	0	0	0	0	0	0	0	307

Enrolment By Grade and Gender

Gender	Grade														Total
	K	1	2	3	4	5	6	7	8	9	10	11	12	4th	
Male	18	33	15	17	22	8	23	19	0	0	0	0	0	0	155
Female	21	13	22	19	22	15	23	17	0	0	0	0	0	0	152
Total	39	46	37	36	44	23	46	36	0	0	0	0	0	0	307

Enrolment By Grade
For 213



* Data from the 2006-2007 AGR(Enrolment/Age as of the last day in Sept./Dec.)

** Newfoundland Statistics Classification System

*** May include itinerant teachers

District 4 - Eastern

#214 - John Burke High School, Grand Bank

Classification: Rural Community/Southern Region**
Offers Distance Education: Yes

Grades: 8-12

Number of Grades: 5

[School FTE PTR : 13.3](#)

[District FTE PTR : 14.1](#)

[Provincial FTE PTR : 13.1](#)

[FTE Teachers](#) *** : 16.5

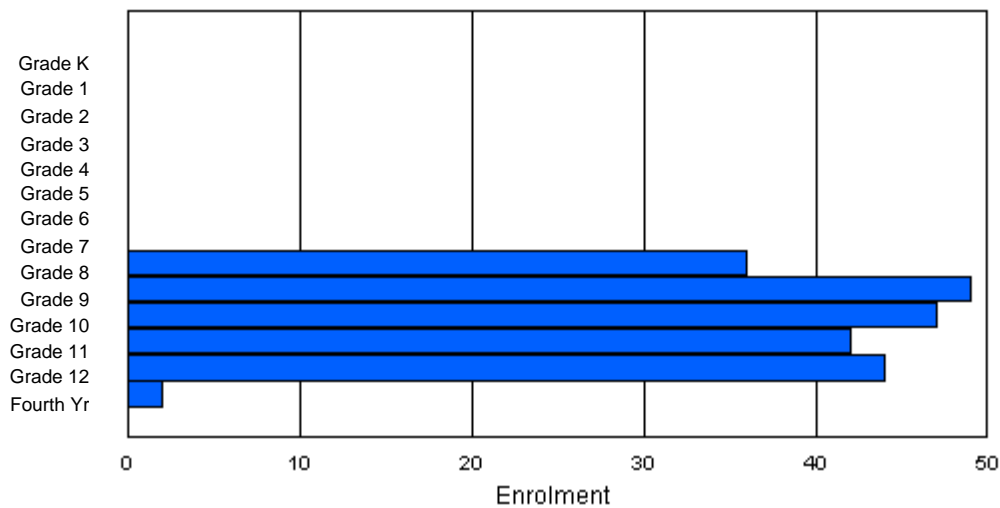
Enrolment By Age and Gender

Gender	Age																	Total
	5	6	7	8	9	10	11	12	13	14	15	16	17	18	19	20>		
Male	0	0	0	0	0	0	0	0	19	24	21	24	22	7	0	0	117	
Female	0	0	0	0	0	0	0	0	13	23	22	18	23	2	1	1	103	
Total	0	0	0	0	0	0	0	0	32	47	43	42	45	9	1	1	220	

Enrolment By Grade and Gender

Gender	Grade															Total
	K	1	2	3	4	5	6	7	8	9	10	11	12	4th		
Male	0	0	0	0	0	0	0	0	21	27	23	22	24	0	117	
Female	0	0	0	0	0	0	0	0	15	22	24	20	20	2	103	
Total	0	0	0	0	0	0	0	0	36	49	47	42	44	2	220	

Enrolment By Grade
For 214



* Data from the 2006-2007 AGR(Enrolment/Age as of the last day in Sept./Dec.)

** Newfoundland Statistics Classification System

*** May include itinerant teachers

District 4 - Eastern

#218 - St. Joseph's Academy, Lamaline

Classification: Rural Community/Southern Region**
Offers Distance Education: Yes

Grades: K-12

Number of Grades: 13

[School FTE PTR : 8.7](#)

[District FTE PTR : 14.1](#)

[Provincial FTE PTR : 13.1](#)

[FTE Teachers](#) *** : 16.0

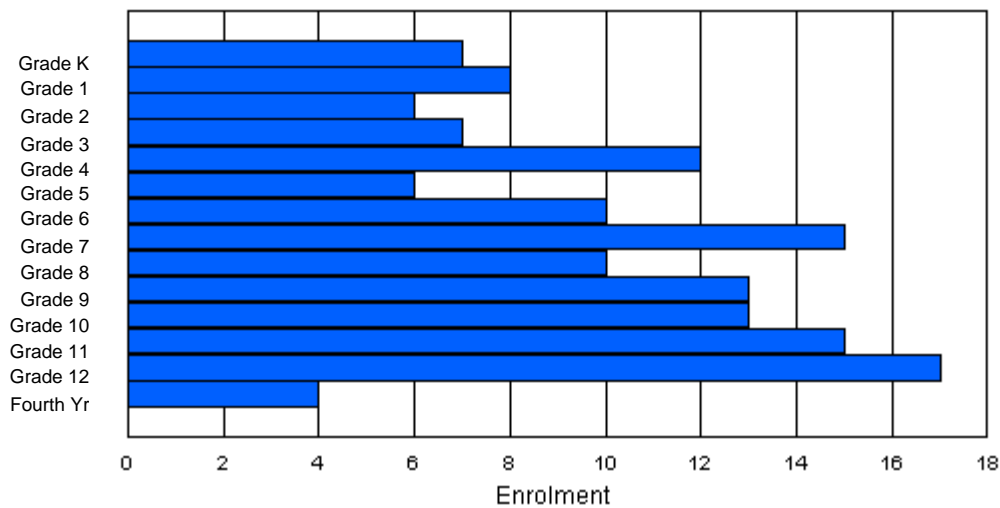
Enrolment By Age and Gender

Gender	Age																Total
	5	6	7	8	9	10	11	12	13	14	15	16	17	18	19	20>	
Male	4	2	2	2	10	3	5	11	3	5	4	9	10	4	1	0	75
Female	3	6	2	7	2	3	4	5	6	5	6	6	11	1	1	0	68
Total	7	8	4	9	12	6	9	16	9	10	10	15	21	5	2	0	143

Enrolment By Grade and Gender

Gender	Grade														Total
	K	1	2	3	4	5	6	7	8	9	10	11	12	4th	
Male	4	2	3	1	10	3	6	10	4	8	4	10	8	2	75
Female	3	6	3	6	2	3	4	5	6	5	9	5	9	2	68
Total	7	8	6	7	12	6	10	15	10	13	13	15	17	4	143

Enrolment By Grade
For 218



* Data from the 2006-2007 AGR(Enrolment/Age as of the last day in Sept./Dec.)

** Newfoundland Statistics Classification System

*** May include itinerant teachers

District 4 - Eastern

#219 - Marystown Central High, Marystown

Classification: Urban Community/Southern Region**
Offers Distance Education: No

Grades: 10-12 Number of Grades: 3

[School FTE PTR : 14.8](#)
[District FTE PTR : 14.1](#)
[Provincial FTE PTR : 13.1](#)

[FTE Teachers](#) *** : 32.3

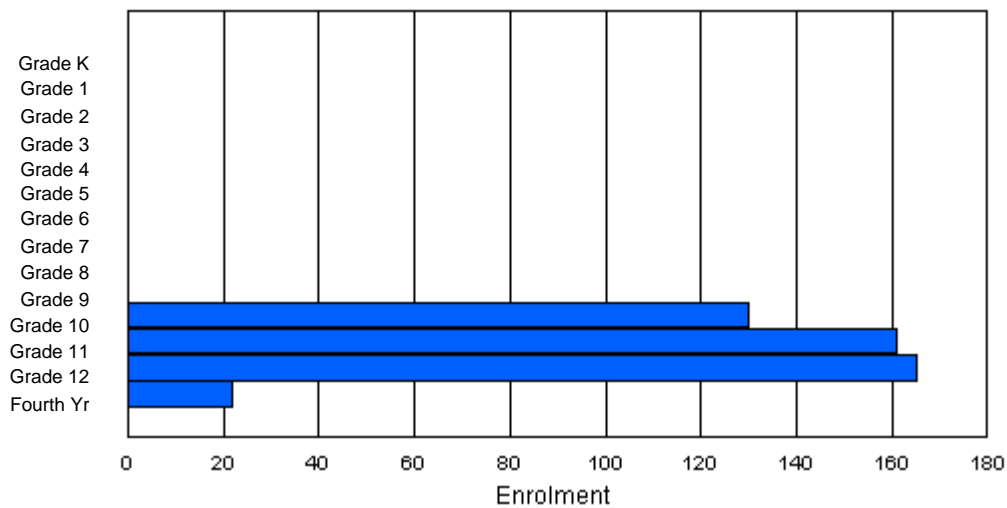
Enrolment By Age and Gender

Gender	Age																	Total
	5	6	7	8	9	10	11	12	13	14	15	16	17	18	19	20>		
Male	0	0	0	0	0	0	0	0	0	1	49	76	80	29	4	1	240	
Female	0	0	0	0	0	0	0	0	0	1	69	71	80	14	3	0	238	
Total	0	0	0	0	0	0	0	0	0	2	118	147	160	43	7	1	478	

Enrolment By Grade and Gender

Gender	Grade															Total
	K	1	2	3	4	5	6	7	8	9	10	11	12	4th		
Male	0	0	0	0	0	0	0	0	0	0	57	82	88	13	240	
Female	0	0	0	0	0	0	0	0	0	0	73	79	77	9	238	
Total	0	0	0	0	0	0	0	0	0	0	130	161	165	22	478	

Enrolment By Grade
For 219



* Data from the 2006-2007 AGR(Enrolment/Age as of the last day in Sept./Dec.)

** Newfoundland Statistics Classification System

*** May include itinerant teachers

District 4 - Eastern

#220 - Sacred Heart Elementary, Marystown

Classification: Urban Community/Southern Region**
Offers Distance Education: No

Grades: K-7 Number of Grades: 8

[School FTE PTR : 14.1](#)
[District FTE PTR : 14.1](#)
[Provincial FTE PTR : 13.1](#)

[FTE Teachers](#) *** : 38.0

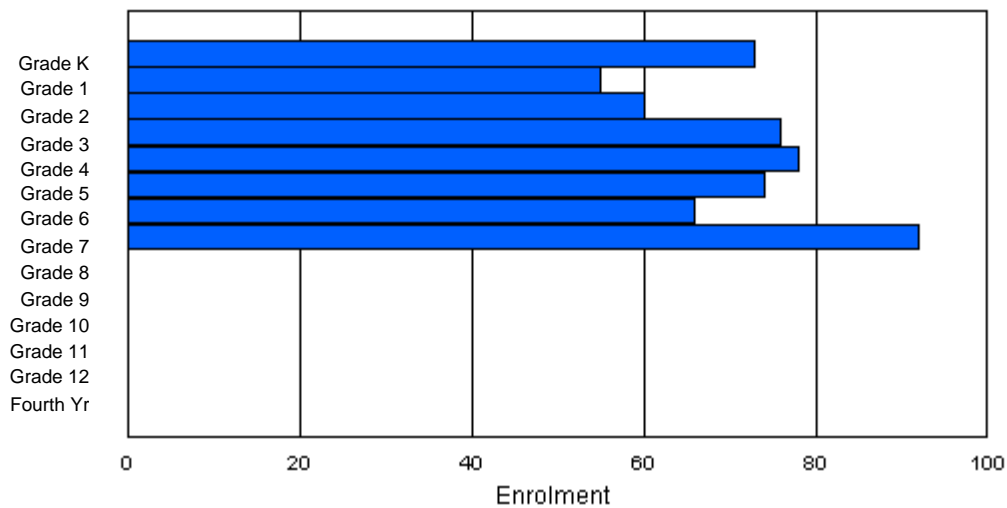
Enrolment By Age and Gender

Gender	Age																Total
	5	6	7	8	9	10	11	12	13	14	15	16	17	18	19	20>	
Male	33	38	34	33	44	49	31	50	8	0	0	0	0	0	0	0	320
Female	39	18	26	43	30	27	34	35	1	0	0	0	0	0	0	1	254
Total	72	56	60	76	74	76	65	85	9	0	0	0	0	0	0	1	574

Enrolment By Grade and Gender

Gender	Grade														Total
	K	1	2	3	4	5	6	7	8	9	10	11	12	4th	
Male	34	37	34	34	45	49	31	56	0	0	0	0	0	0	320
Female	39	18	26	42	33	25	35	36	0	0	0	0	0	0	254
Total	73	55	60	76	78	74	66	92	0	0	0	0	0	0	574

Enrolment By Grade
For 220



* Data from the 2006-2007 AGR(Enrolment/Age as of the last day in Sept./Dec.)

** Newfoundland Statistics Classification System

*** May include itinerant teachers

District 4 - Eastern

#223 - Christ the King School, Rushoon

Classification: Rural Community/Southern Region**
Offers Distance Education: Yes

Grades: K-12

Number of Grades: 13

[School FTE PTR : 9.2](#)

[District FTE PTR : 14.1](#)

[Provincial FTE PTR : 13.1](#)

[FTE Teachers](#) *** : 17.3

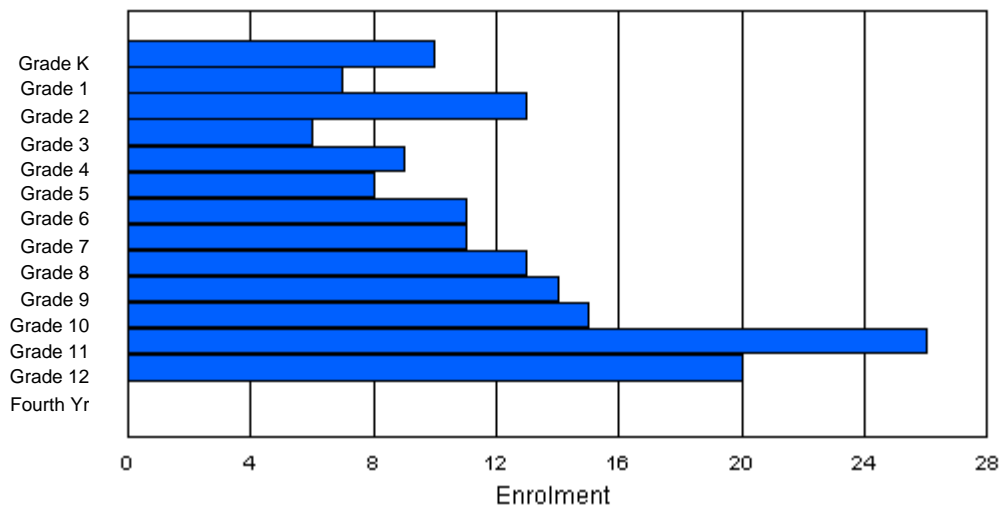
Enrolment By Age and Gender

Gender	Age																Total
	5	6	7	8	9	10	11	12	13	14	15	16	17	18	19	20>	
Male	3	5	10	4	6	4	3	2	9	7	9	13	13	0	0	0	88
Female	7	2	3	2	3	4	8	9	4	7	6	9	7	3	1	0	75
Total	10	7	13	6	9	8	11	11	13	14	15	22	20	3	1	0	163

Enrolment By Grade and Gender

Gender	Grade														Total
	K	1	2	3	4	5	6	7	8	9	10	11	12	4th	
Male	3	5	10	4	6	4	3	2	9	7	9	16	10	0	88
Female	7	2	3	2	3	4	8	9	4	7	6	10	10	0	75
Total	10	7	13	6	9	8	11	11	13	14	15	26	20	0	163

Enrolment By Grade
For 223



* Data from the 2006-2007 AGR(Enrolment/Age as of the last day in Sept./Dec.)

** Newfoundland Statistics Classification System

*** May include itinerant teachers

District 4 - Eastern

#224 - Donald C. Jamieson Academy, Burin Bay Arm

Classification: Rural Community/Southern Region**
Offers Distance Education: No

Grades: K-7 Number of Grades: 8

[School FTE PTR : 14.1](#)
[District FTE PTR : 14.1](#)
[Provincial FTE PTR : 13.1](#)

[FTE Teachers](#) *** : 26.5

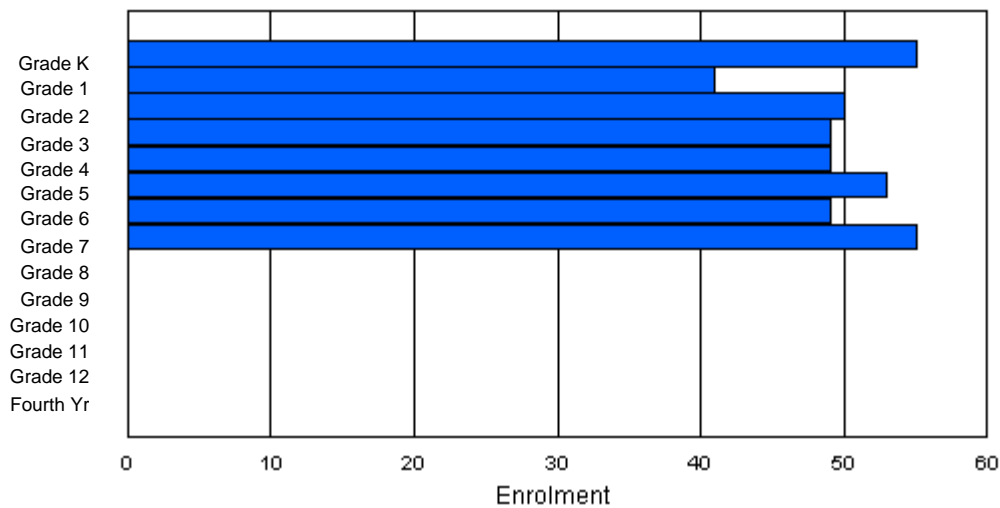
Enrolment By Age and Gender

Gender	Age																Total
	5	6	7	8	9	10	11	12	13	14	15	16	17	18	19	20>	
Male	22	16	24	25	21	26	18	31	1	0	0	0	0	0	0	0	184
Female	33	25	26	26	24	28	30	24	0	0	0	0	0	0	0	1	217
Total	55	41	50	51	45	54	48	55	1	0	0	0	0	0	0	1	401

Enrolment By Grade and Gender

Gender	Grade														Total
	K	1	2	3	4	5	6	7	8	9	10	11	12	4th	
Male	22	16	24	25	22	25	19	31	0	0	0	0	0	0	184
Female	33	25	26	24	27	28	30	24	0	0	0	0	0	0	217
Total	55	41	50	49	49	53	49	55	0	0	0	0	0	0	401

Enrolment By Grade
For 224



* Data from the 2006-2007 AGR(Enrolment/Age as of the last day in Sept./Dec.)

** Newfoundland Statistics Classification System

*** May include itinerant teachers

District 4 - Eastern

#225 - St. Anne's School, South East Bight

Classification: Rural Community/Southern Region**
Offers Distance Education: Yes

Grades: K-7,9-10

Number of Grades: 10

[School FTE PTR : 5.8](#)

[District FTE PTR : 14.1](#)

[Provincial FTE PTR : 13.1](#)

[FTE Teachers](#) *** : 3.0

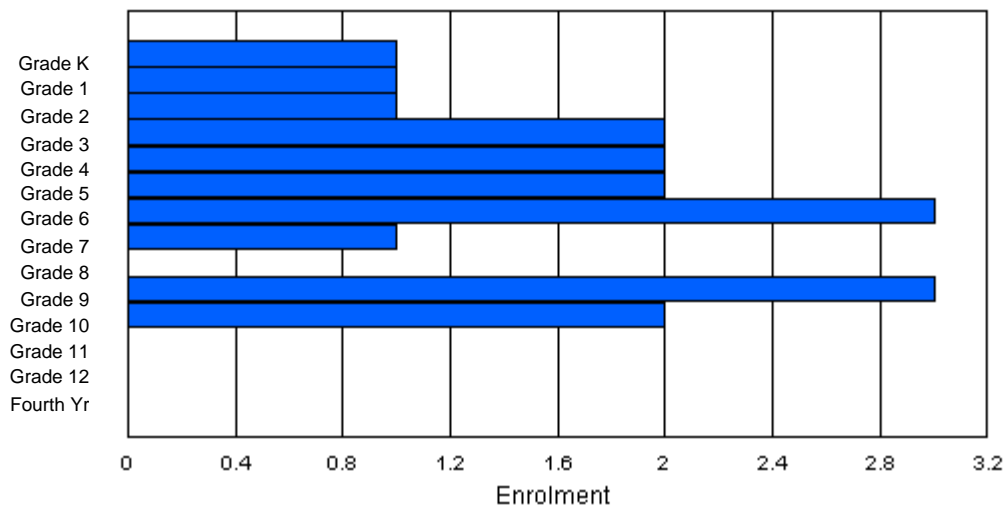
Enrolment By Age and Gender

Gender	Age																Total
	5	6	7	8	9	10	11	12	13	14	15	16	17	18	19	20>	
Male	0	0	0	2	0	2	2	0	0	2	1	0	0	0	0	0	9
Female	1	1	1	0	1	1	1	1	0	1	1	0	0	0	0	0	9
Total	1	1	1	2	1	3	3	1	0	3	2	0	0	0	0	0	18

Enrolment By Grade and Gender

Gender	Grade														Total
	K	1	2	3	4	5	6	7	8	9	10	11	12	4th	
Male	0	0	0	2	1	1	2	0	0	2	1	0	0	0	9
Female	1	1	1	0	1	1	1	1	0	1	1	0	0	0	9
Total	1	1	1	2	2	2	3	1	0	3	2	0	0	0	18

Enrolment By Grade
For 225



* Data from the 2006-2007 AGR(Enrolment/Age as of the last day in Sept./Dec.)

** Newfoundland Statistics Classification System

*** May include itinerant teachers

District 4 - Eastern

#226 - Fortune Bay Academy, St. Bernard's - Jacques Fontaine

Classification: Rural Community/Southern Region**
Offers Distance Education: Yes

Grades: K-12

Number of Grades: 13

[School FTE PTR : 9.2](#)

[District FTE PTR : 14.1](#)

[Provincial FTE PTR : 13.1](#)

[FTE Teachers](#) *** : 16.5

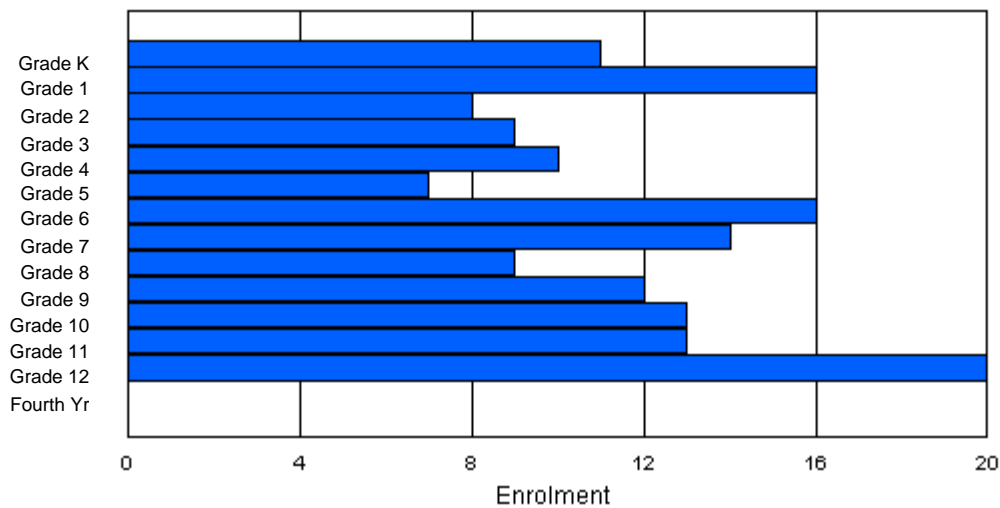
Enrolment By Age and Gender

Gender	Age																	Total
	5	6	7	8	9	10	11	12	13	14	15	16	17	18	19	20>		
Male	5	9	3	3	5	5	8	8	4	7	4	6	12	1	1	0	81	
Female	6	6	6	5	5	1	10	6	5	5	8	6	7	1	0	0	77	
Total	11	15	9	8	10	6	18	14	9	12	12	12	19	2	1	0	158	

Enrolment By Grade and Gender

Gender	Grade															Total
	K	1	2	3	4	5	6	7	8	9	10	11	12	4th		
Male	5	9	3	4	5	5	7	8	4	7	4	8	12	0	81	
Female	6	7	5	5	5	2	9	6	5	5	9	5	8	0	77	
Total	11	16	8	9	10	7	16	14	9	12	13	13	20	0	158	

Enrolment By Grade
For 226



* Data from the 2006-2007 AGR(Enrolment/Age as of the last day in Sept./Dec.)

** Newfoundland Statistics Classification System

*** May include itinerant teachers

District 4 - Eastern

#228 - St. Lawrence Academy, St. Lawrence

Classification: Rural Community/Southern Region**
Offers Distance Education: Yes

Grades: K-12

Number of Grades: 13

[School FTE PTR : 11.9](#)

[District FTE PTR : 14.1](#)

[Provincial FTE PTR : 13.1](#)

[FTE Teachers](#) *** : 20.8

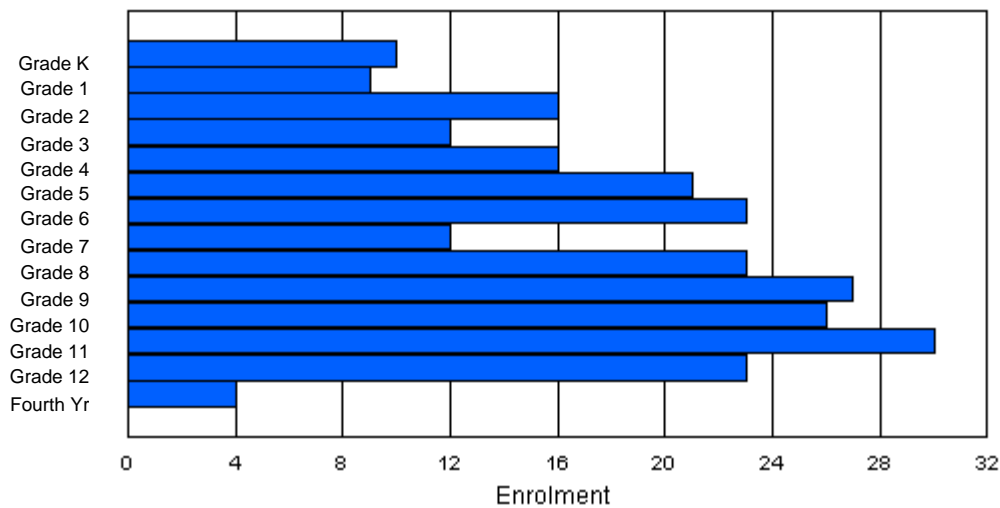
Enrolment By Age and Gender

Gender	Age																Total
	5	6	7	8	9	10	11	12	13	14	15	16	17	18	19	20>	
Male	6	5	6	9	8	11	11	4	15	13	14	14	8	9	1	0	134
Female	3	4	9	5	5	9	13	8	9	12	10	17	13	1	0	118	
Total	9	9	15	14	13	20	24	12	24	25	24	31	21	10	1	0	252

Enrolment By Grade and Gender

Gender	Grade														Total
	K	1	2	3	4	5	6	7	8	9	10	11	12	4th	
Male	7	5	6	8	10	10	12	4	14	15	14	14	11	4	134
Female	3	4	10	4	6	11	11	8	9	12	12	16	12	0	118
Total	10	9	16	12	16	21	23	12	23	27	26	30	23	4	252

Enrolment By Grade
For 228



* Data from the 2006-2007 AGR(Enrolment/Age as of the last day in Sept./Dec.)

** Newfoundland Statistics Classification System

*** May include itinerant teachers

District 4 - Eastern

#229 - St. Joseph's All Grade, Terrenceville

Classification: Rural Community/Southern Region**
Offers Distance Education: Yes

Grades: K-12

Number of Grades: 13

[School FTE PTR : 7.8](#)

[District FTE PTR : 14.1](#)

[Provincial FTE PTR : 13.1](#)

[FTE Teachers](#) *** : 17.3

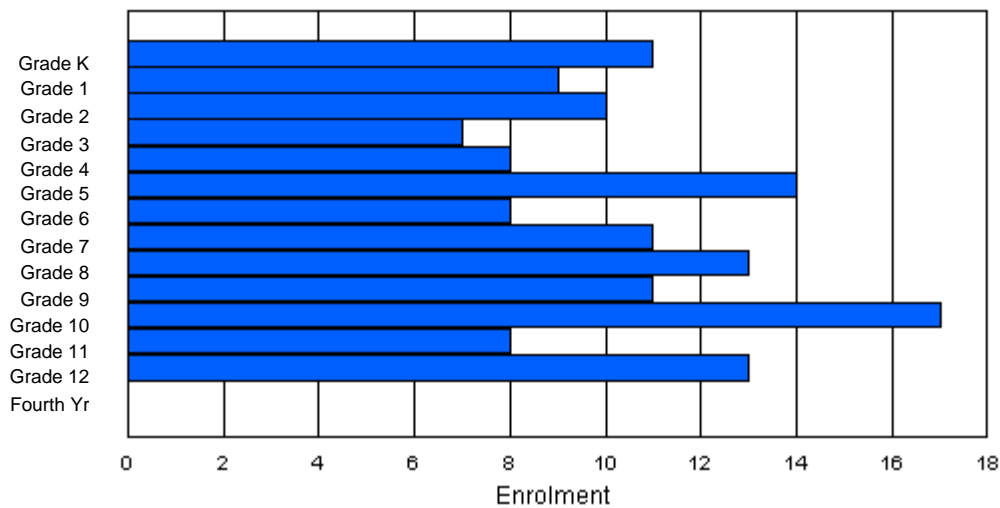
Enrolment By Age and Gender

Gender	Age																Total
	5	6	7	8	9	10	11	12	13	14	15	16	17	18	19	20>	
Male	6	3	6	6	6	5	4	5	8	5	4	5	7	2	0	0	72
Female	5	6	4	0	4	2	9	3	7	6	9	4	6	2	1	0	68
Total	11	9	10	6	10	7	13	8	15	11	13	9	13	4	1	0	140

Enrolment By Grade and Gender

Gender	Grade														Total
	K	1	2	3	4	5	6	7	8	9	10	11	12	4th	
Male	6	3	6	7	4	9	2	7	7	4	7	5	5	0	72
Female	5	6	4	0	4	5	6	4	6	7	10	3	8	0	68
Total	11	9	10	7	8	14	8	11	13	11	17	8	13	0	140

Enrolment By Grade
For 229



* Data from the 2006-2007 AGR(Enrolment/Age as of the last day in Sept./Dec.)

** Newfoundland Statistics Classification System

*** May include itinerant teachers

District 4 - Eastern

#231 - Discovery Collegiate, Bonavista

Classification: Rural Community/Central Region**
Offers Distance Education: No

Grades: 9-12

Number of Grades: 4

[School FTE PTR : 14.1](#)

[District FTE PTR : 14.1](#)

[Provincial FTE PTR : 13.1](#)

[FTE Teachers](#) *** : 23.8

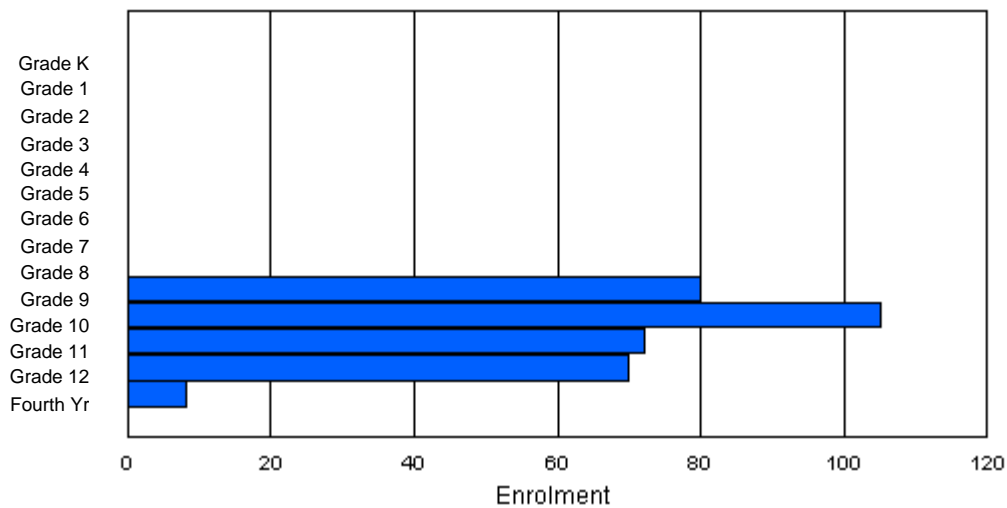
Enrolment By Age and Gender

Gender	Age																	Total
	5	6	7	8	9	10	11	12	13	14	15	16	17	18	19	20>		
Male	0	0	0	0	0	0	0	0	0	44	57	42	36	5	2	0	186	
Female	0	0	0	0	0	0	0	0	0	28	42	35	42	2	0	0	149	
Total	0	0	0	0	0	0	0	0	0	72	99	77	78	7	2	0	335	

Enrolment By Grade and Gender

Gender	Grade															Total
	K	1	2	3	4	5	6	7	8	9	10	11	12	4th		
Male	0	0	0	0	0	0	0	0	0	50	59	37	33	7	186	
Female	0	0	0	0	0	0	0	0	0	30	46	35	37	1	149	
Total	0	0	0	0	0	0	0	0	0	80	105	72	70	8	335	

Enrolment By Grade
For 231



* Data from the 2006-2007 AGR(Enrolment/Age as of the last day in Sept./Dec.)

** Newfoundland Statistics Classification System

*** May include itinerant teachers

District 4 - Eastern

#232 - Matthew Elementary School, Bonavista

Grades: K-8

Number of Grades: 9

[FTE Teachers](#) *** : 24.5

Classification: Rural Community/Central Region**

Offers Distance Education: No

[School FTE PTR : 13.6](#)

[District FTE PTR : 14.1](#)

[Provincial FTE PTR : 13.1](#)

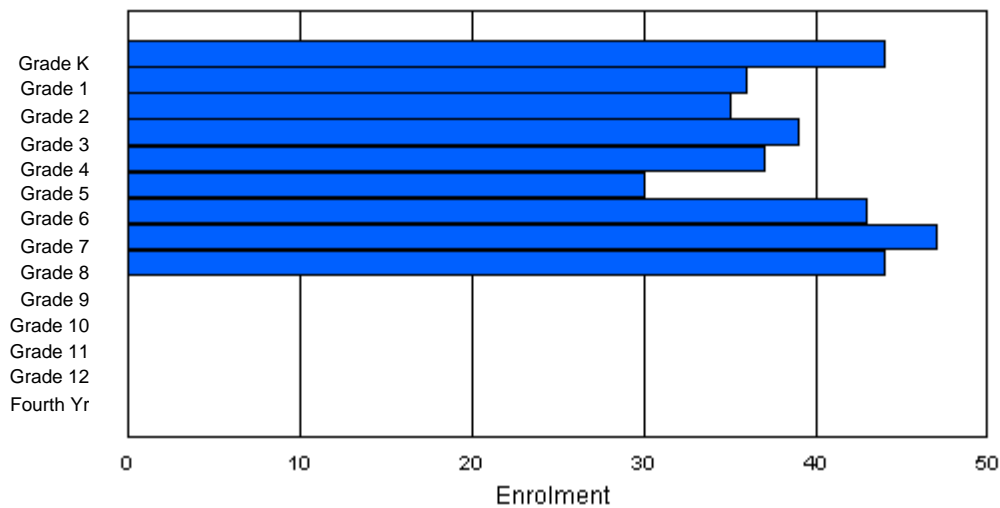
Enrolment By Age and Gender

Gender	Age																Total
	5	6	7	8	9	10	11	12	13	14	15	16	17	18	19	20>	
Male	25	17	20	22	21	14	24	26	22	0	0	0	0	0	0	0	191
Female	19	19	16	14	18	15	20	21	22	0	0	0	0	0	0	0	164
Total	44	36	36	36	39	29	44	47	44	0	0	0	0	0	0	0	355

Enrolment By Grade and Gender

Gender	Grade														Total
	K	1	2	3	4	5	6	7	8	9	10	11	12	4th	
Male	25	17	20	24	19	14	24	26	22	0	0	0	0	0	191
Female	19	19	15	15	18	16	19	21	22	0	0	0	0	0	164
Total	44	36	35	39	37	30	43	47	44	0	0	0	0	0	355

Enrolment By Grade
For 232



* Data from the 2006-2007 AGR(Enrolment/Age as of the last day in Sept./Dec.)

** Newfoundland Statistics Classification System

*** May include itinerant teachers

District 4 - Eastern

#234 - Catalina Elementary School, Catalina

Classification: Rural Community/Central Region**
Offers Distance Education: No

Grades: K-8 Number of Grades: 9

[School FTE PTR : 12.8](#)
[District FTE PTR : 14.1](#)
[Provincial FTE PTR : 13.1](#)

[FTE Teachers](#) *** : 12.5

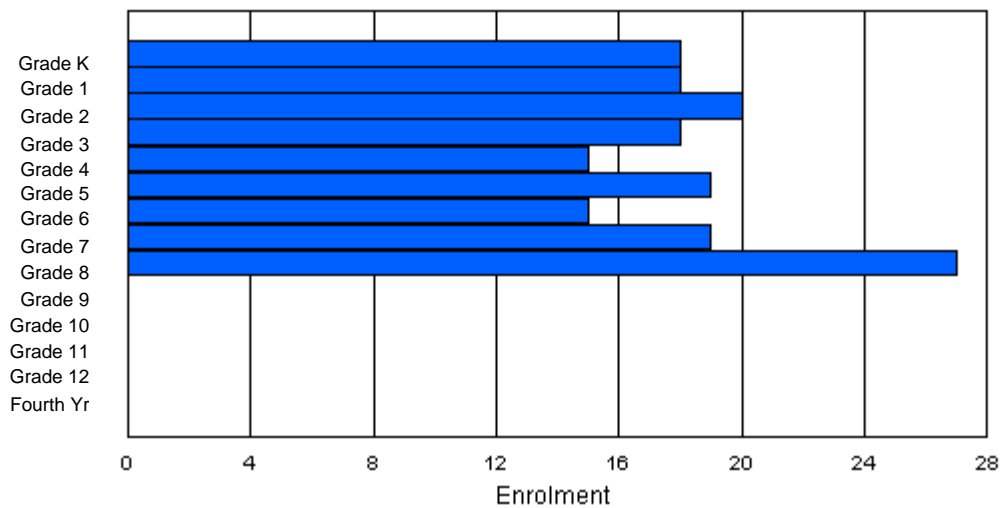
Enrolment By Age and Gender

Gender	Age																Total
	5	6	7	8	9	10	11	12	13	14	15	16	17	18	19	20>	
Male	7	6	13	11	7	12	9	13	13	0	0	0	0	0	0	0	91
Female	11	12	7	7	7	7	7	6	14	0	0	0	0	0	0	0	78
Total	18	18	20	18	14	19	16	19	27	0	0	0	0	0	0	0	169

Enrolment By Grade and Gender

Gender	Grade														Total
	K	1	2	3	4	5	6	7	8	9	10	11	12	4th	
Male	7	6	13	11	8	11	9	13	13	0	0	0	0	0	91
Female	11	12	7	7	7	8	6	6	14	0	0	0	0	0	78
Total	18	18	20	18	15	19	15	19	27	0	0	0	0	0	169

Enrolment By Grade
For 234



* Data from the 2006-2007 AGR(Enrolment/Age as of the last day in Sept./Dec.)

** Newfoundland Statistics Classification System

*** May include itinerant teachers

District 4 - Eastern

#235 - Clarenville High School, Clarenville

Classification: Urban Community/Central Region**
Offers Distance Education: No

Grades: 9-12

Number of Grades: 4

[School FTE PTR : 16.6](#)

[District FTE PTR : 14.1](#)

[Provincial FTE PTR : 13.1](#)

[FTE Teachers](#) *** : 24.5

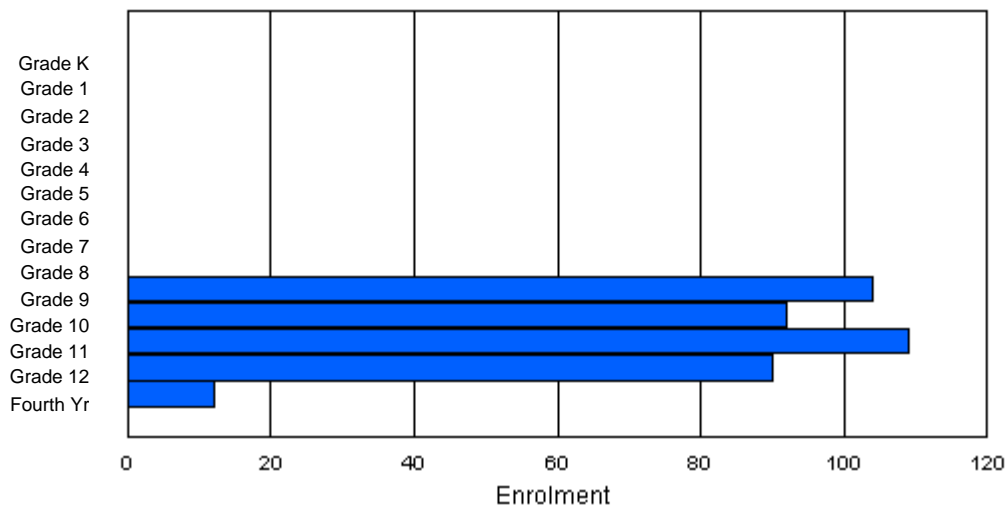
Enrolment By Age and Gender

Gender	Age																	Total
	5	6	7	8	9	10	11	12	13	14	15	16	17	18	19	20>		
Male	0	0	0	0	0	0	0	0	0	50	51	57	43	11	2	0	214	
Female	0	0	0	0	0	0	0	0	1	49	37	43	57	4	1	1	193	
Total	0	0	0	0	0	0	0	0	1	99	88	100	100	15	3	1	407	

Enrolment By Grade and Gender

Gender	Grade															Total
	K	1	2	3	4	5	6	7	8	9	10	11	12	4th		
Male	0	0	0	0	0	0	0	0	0	53	54	59	41	7	214	
Female	0	0	0	0	0	0	0	0	0	51	38	50	49	5	193	
Total	0	0	0	0	0	0	0	0	0	104	92	109	90	12	407	

Enrolment By Grade
For 235



* Data from the 2006-2007 AGR(Enrolment/Age as of the last day in Sept./Dec.)

** Newfoundland Statistics Classification System

*** May include itinerant teachers

District 4 - Eastern

#237 - Anthony Paddon Elementary, Musgravetown

Classification: Rural Community/Central Region**
Offers Distance Education: No

Grades: K-6

Number of Grades: 7

[School FTE PTR : 12.8](#)

[District FTE PTR : 14.1](#)

[Provincial FTE PTR : 13.1](#)

[FTE Teachers](#) *** : 16.0

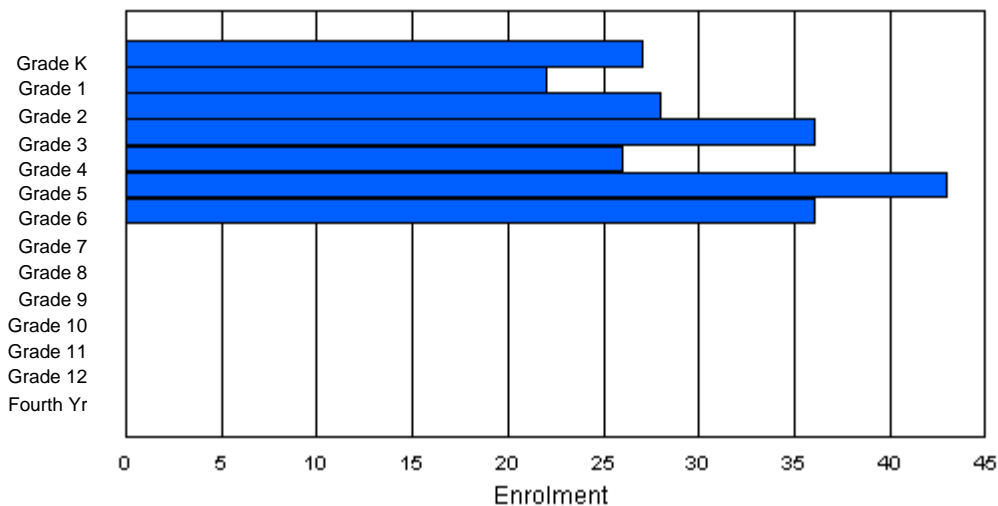
Enrolment By Age and Gender

Gender	Age																Total
	5	6	7	8	9	10	11	12	13	14	15	16	17	18	19	20>	
Male	15	12	14	20	13	18	20	1	0	0	0	0	0	0	0	0	113
Female	12	10	14	19	10	25	15	0	0	0	0	0	0	0	0	0	105
Total	27	22	28	39	23	43	35	1	0	0	0	0	0	0	0	0	218

Enrolment By Grade and Gender

Gender	Grade														Total
	K	1	2	3	4	5	6	7	8	9	10	11	12	4th	
Male	15	12	14	19	14	18	21	0	0	0	0	0	0	0	113
Female	12	10	14	17	12	25	15	0	0	0	0	0	0	0	105
Total	27	22	28	36	26	43	36	0	0	0	0	0	0	0	218

Enrolment By Grade
For 237



* Data from the 2006-2007 AGR(Enrolment/Age as of the last day in Sept./Dec.)

** Newfoundland Statistics Classification System

*** May include itinerant teachers

District 4 - Eastern

#240 - Bishop White School, Port Rexton

Classification: Rural Community/Central Region**
Offers Distance Education: Yes

Grades: K-12

Number of Grades: 13

[School FTE PTR : 8.2](#)

[District FTE PTR : 14.1](#)

[Provincial FTE PTR : 13.1](#)

[FTE Teachers](#) *** : 14.5

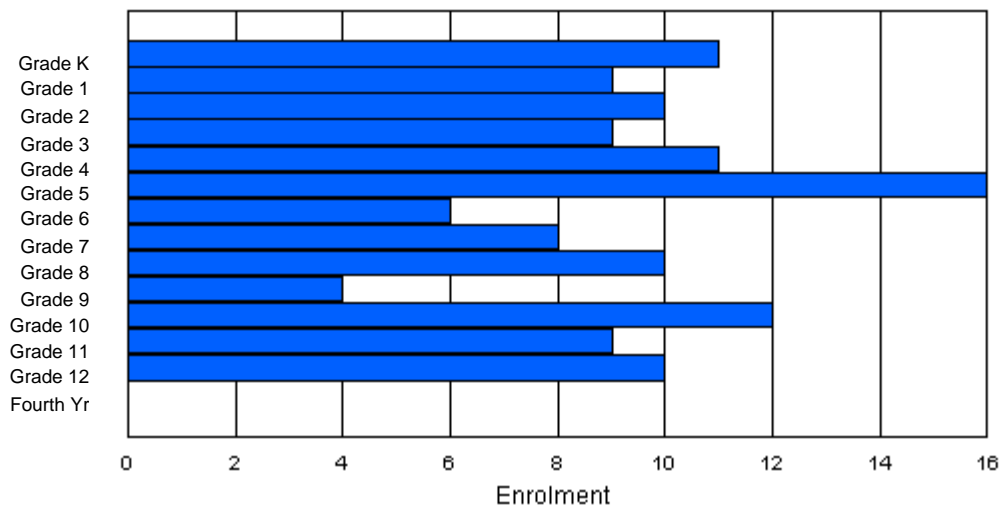
Enrolment By Age and Gender

Gender	Age																Total
	5	6	7	8	9	10	11	12	13	14	15	16	17	18	19	20>	
Male	7	2	4	5	5	8	4	4	9	2	5	5	4	0	0	0	64
Female	4	7	6	4	6	8	2	4	1	2	6	5	6	0	0	0	61
Total	11	9	10	9	11	16	6	8	10	4	11	10	10	0	0	0	125

Enrolment By Grade and Gender

Gender	Grade														Total
	K	1	2	3	4	5	6	7	8	9	10	11	12	4th	
Male	7	2	4	5	5	8	4	4	9	2	6	4	4	0	64
Female	4	7	6	4	6	8	2	4	1	2	6	5	6	0	61
Total	11	9	10	9	11	16	6	8	10	4	12	9	10	0	125

Enrolment By Grade
For 240



* Data from the 2006-2007 AGR(Enrolment/Age as of the last day in Sept./Dec.)

** Newfoundland Statistics Classification System

*** May include itinerant teachers

District 4 - Eastern

#242 - Random Island Academy, Random Island

Grades: K-12

Number of Grades: 13

[FTE Teachers](#) *** : 17.8

Classification: Rural Community/Central Region**

Offers Distance Education: Yes

[School FTE PTR : 10.8](#)

[District FTE PTR : 14.1](#)

[Provincial FTE PTR : 13.1](#)

Enrolment By Age and Gender

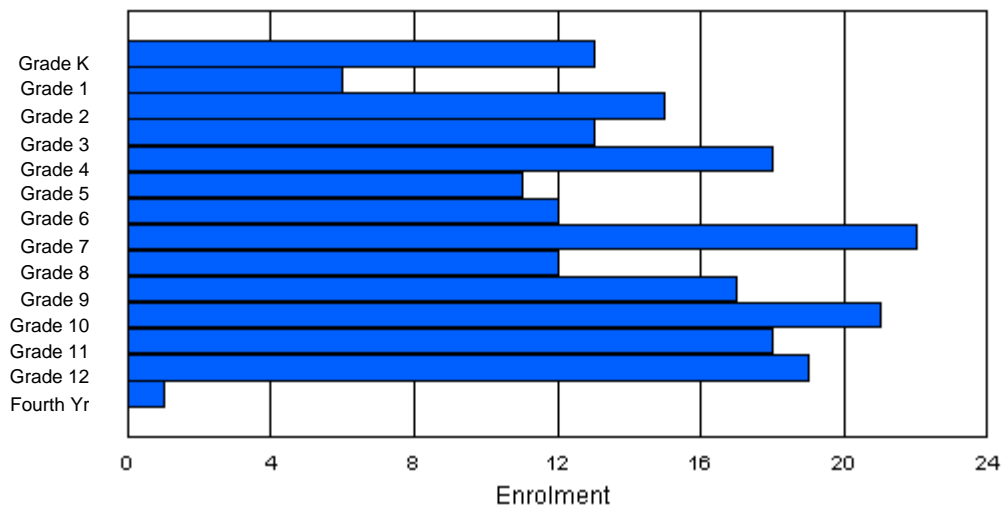
Gender	Age																Total
	5	6	7	8	9	10	11	12	13	14	15	16	17	18	19	20>	
Male	1	2	9	4	10	8	7	11	7	10	12	11	14	2	0	0	108
Female	12	4	6	8	9	3	5	11	5	7	7	4	9	0	0	0	90
Total	13	6	15	12	19	11	12	22	12	17	19	15	23	2	0	0	198

Enrolment By Grade and Gender

Gender	Grade														Total
	K	1	2	3	4	5	6	7	8	9	10	11	12	4th	
Male	1	2	9	5	9	8	7	11	7	10	13	15	10	1	108
Female	12	4	6	8	9	3	5	11	5	7	8	3	9	0	90
Total	13	6	15	13	18	11	12	22	12	17	21	18	19	1	198

Enrolment By Grade

For 242



* Data from the 2006-2007 AGR(Enrolment/Age as of the last day in Sept./Dec.)

** Newfoundland Statistics Classification System

*** May include itinerant teachers

District 4 - Eastern

#243 - Balbo Elementary School, Shoal Harbour

Grades: K-8

Number of Grades: 9

[FTE Teachers](#) *** : 24.0

Classification: Urban Community/Central Region**

Offers Distance Education: No

[School FTE PTR : 14.0](#)

[District FTE PTR : 14.1](#)

[Provincial FTE PTR : 13.1](#)

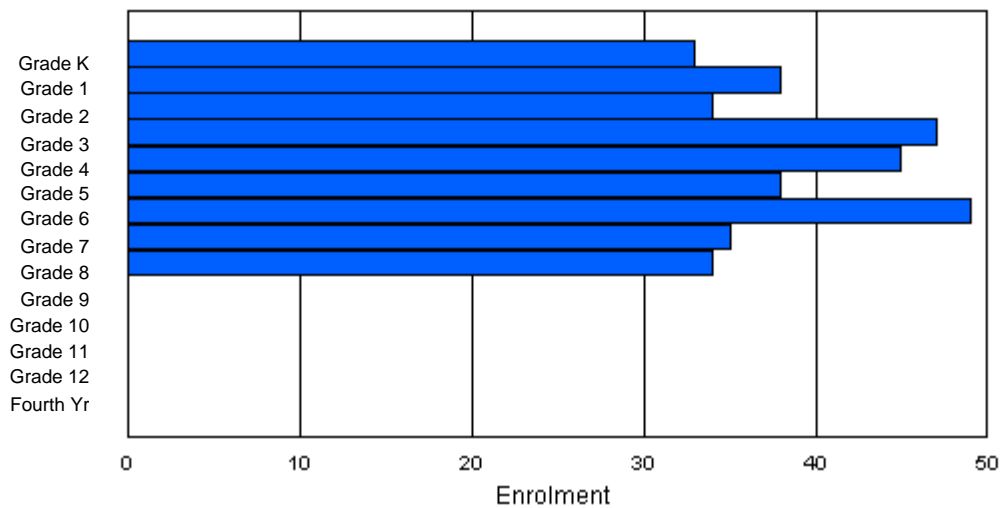
Enrolment By Age and Gender

Gender	Age																Total
	5	6	7	8	9	10	11	12	13	14	15	16	17	18	19	20>	
Male	16	18	22	22	29	21	29	20	18	0	0	0	0	0	0	0	195
Female	16	20	13	24	18	16	20	14	16	1	0	0	0	0	0	0	158
Total	32	38	35	46	47	37	49	34	34	1	0	0	0	0	0	0	353

Enrolment By Grade and Gender

Gender	Grade														Total
	K	1	2	3	4	5	6	7	8	9	10	11	12	4th	
Male	16	19	21	23	27	22	29	21	17	0	0	0	0	0	195
Female	17	19	13	24	18	16	20	14	17	0	0	0	0	0	158
Total	33	38	34	47	45	38	49	35	34	0	0	0	0	0	353

Enrolment By Grade
For 243



* Data from the 2006-2007 AGR(Enrolment/Age as of the last day in Sept./Dec.)

** Newfoundland Statistics Classification System

*** May include itinerant teachers

District 4 - Eastern

#246 - Swift Current Academy, Swift Current

Classification: Rural Community/Southern Region**
Offers Distance Education: Yes

Grades: K-12

Number of Grades: 13

[School FTE PTR : 8.7](#)

[District FTE PTR : 14.1](#)

[Provincial FTE PTR : 13.1](#)

[FTE Teachers](#) *** : 7.5

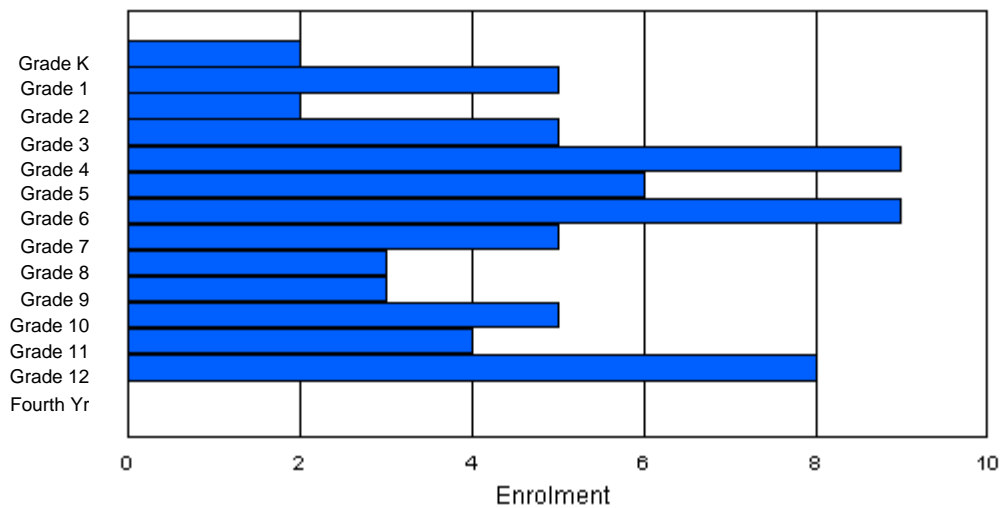
Enrolment By Age and Gender

Gender	Age																	Total
	5	6	7	8	9	10	11	12	13	14	15	16	17	18	19	20>		
Male	0	3	1	4	6	5	7	2	2	1	3	2	4	0	0	0	40	
Female	2	2	1	1	3	1	2	3	1	2	2	2	4	0	0	0	26	
Total	2	5	2	5	9	6	9	5	3	3	5	4	8	0	0	0	66	

Enrolment By Grade and Gender

Gender	Grade															Total
	K	1	2	3	4	5	6	7	8	9	10	11	12	4th		
Male	0	3	1	4	6	5	7	2	2	1	3	2	4	0	40	
Female	2	2	1	1	3	1	2	3	1	2	2	2	4	0	26	
Total	2	5	2	5	9	6	9	5	3	3	5	4	8	0	66	

Enrolment By Grade
For 246



* Data from the 2006-2007 AGR(Enrolment/Age as of the last day in Sept./Dec.)

** Newfoundland Statistics Classification System

*** May include itinerant teachers

District 4 - Eastern

#247 - Roncalli Central High, Avondale

Classification: Rural Community/Avalon Region**
Offers Distance Education: No

Grades: 6-12

Number of Grades: 7

[School FTE PTR : 15.6](#)

[District FTE PTR : 14.1](#)

[Provincial FTE PTR : 13.1](#)

[FTE Teachers](#) *** : 26.3

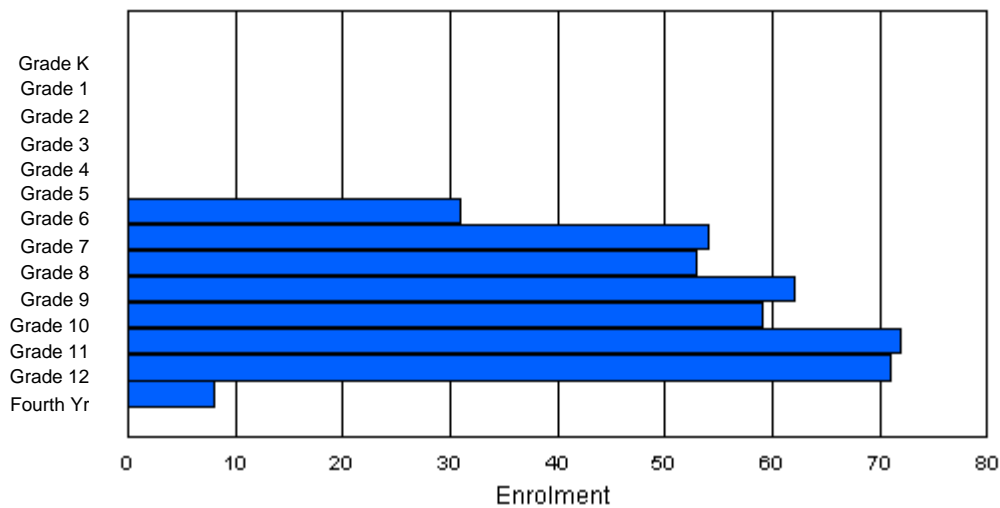
Enrolment By Age and Gender

Gender	Age																Total
	5	6	7	8	9	10	11	12	13	14	15	16	17	18	19	20>	
Male	0	0	0	0	0	0	11	25	19	37	26	38	26	7	4	1	194
Female	0	0	0	0	0	0	18	30	31	25	29	36	46	1	0	0	216
Total	0	0	0	0	0	0	29	55	50	62	55	74	72	8	4	1	410

Enrolment By Grade and Gender

Gender	Grade														Total
	K	1	2	3	4	5	6	7	8	9	10	11	12	4th	
Male	0	0	0	0	0	0	12	25	21	38	26	37	27	8	194
Female	0	0	0	0	0	0	19	29	32	24	33	35	44	0	216
Total	0	0	0	0	0	0	31	54	53	62	59	72	71	8	410

Enrolment By Grade
For 247



* Data from the 2006-2007 AGR(Enrolment/Age as of the last day in Sept./Dec.)

** Newfoundland Statistics Classification System

*** May include itinerant teachers

District 4 - Eastern

#248 - Amalgamated Academy, Bay Roberts

Classification: Urban Community/Avalon Region**
Offers Distance Education: No

Grades: 5-9 Number of Grades: 5

[School FTE PTR : 15.6](#)
[District FTE PTR : 14.1](#)
[Provincial FTE PTR : 13.1](#)

[FTE Teachers](#) *** : 39.0

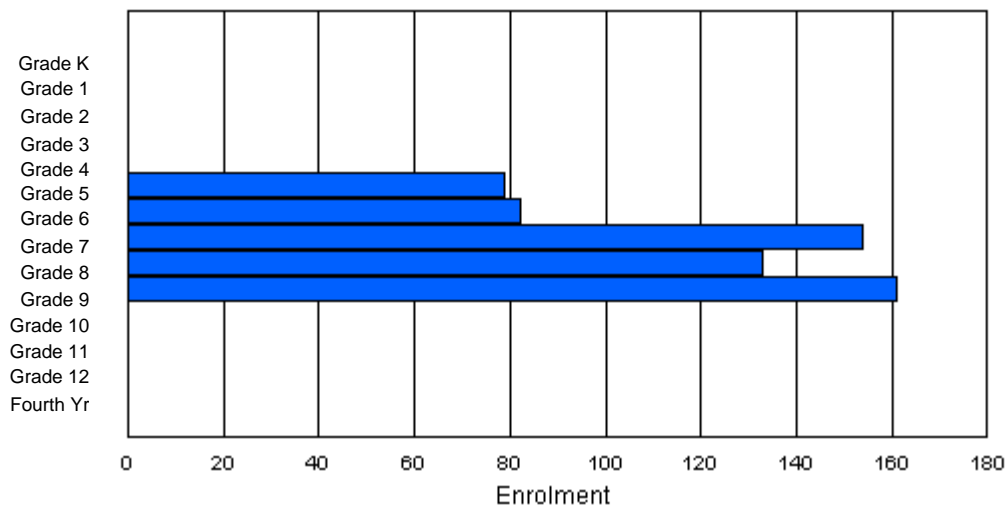
Enrolment By Age and Gender

Gender	Age																Total
	5	6	7	8	9	10	11	12	13	14	15	16	17	18	19	20>	
Male	0	0	0	0	0	37	37	75	67	80	7	0	0	0	0	0	303
Female	0	0	0	0	0	40	46	79	62	76	3	0	0	0	0	0	306
Total	0	0	0	0	0	77	83	154	129	156	10	0	0	0	0	0	609

Enrolment By Grade and Gender

Gender	Grade														Total
	K	1	2	3	4	5	6	7	8	9	10	11	12	4th	
Male	0	0	0	0	0	38	37	74	72	82	0	0	0	0	303
Female	0	0	0	0	0	41	45	80	61	79	0	0	0	0	306
Total	0	0	0	0	0	79	82	154	133	161	0	0	0	0	609

Enrolment By Grade
For 248



* Data from the 2006-2007 AGR(Enrolment/Age as of the last day in Sept./Dec.)

** Newfoundland Statistics Classification System

*** May include itinerant teachers

District 4 - Eastern

#249 - Ascension Collegiate, Bay Roberts

Classification: Urban Community/Avalon Region**
Offers Distance Education: No

Grades: 10-12

Number of Grades: 3

[School FTE PTR : 15.8](#)

[District FTE PTR : 14.1](#)

[Provincial FTE PTR : 13.1](#)

[FTE Teachers](#) *** : 43.5

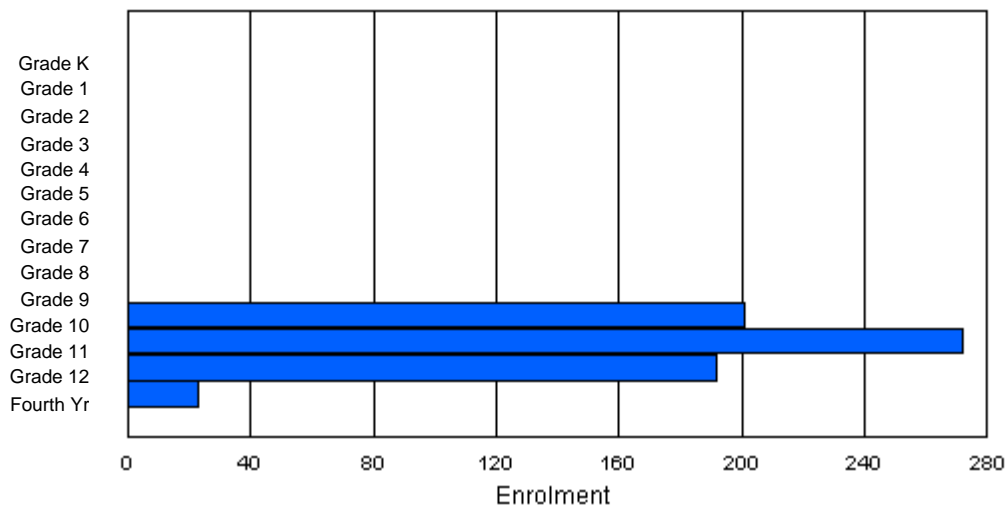
Enrolment By Age and Gender

Gender	Age																	Total
	5	6	7	8	9	10	11	12	13	14	15	16	17	18	19	20>		
Male	0	0	0	0	0	0	0	0	0	1	93	116	107	25	5	2	349	
Female	0	0	0	0	0	0	0	0	0	0	93	121	104	14	4	3	339	
Total	0	0	0	0	0	0	0	0	0	1	186	237	211	39	9	5	688	

Enrolment By Grade and Gender

Gender	Grade															Total
	K	1	2	3	4	5	6	7	8	9	10	11	12	4th		
Male	0	0	0	0	0	0	0	0	0	0	105	132	100	12	349	
Female	0	0	0	0	0	0	0	0	0	0	96	140	92	11	339	
Total	0	0	0	0	0	0	0	0	0	0	201	272	192	23	688	

Enrolment By Grade
For 249



* Data from the 2006-2007 AGR(Enrolment/Age as of the last day in Sept./Dec.)

** Newfoundland Statistics Classification System

*** May include itinerant teachers

District 4 - Eastern

#253 - Carbonear Collegiate, Carbonear

Grades: 10-12

Number of Grades: 3

[FTE Teachers](#) *** : 31.0

Classification: Rural Community/Avalon Region**

Offers Distance Education: No

[School FTE PTR : 16.6](#)

[District FTE PTR : 14.1](#)

[Provincial FTE PTR : 13.1](#)

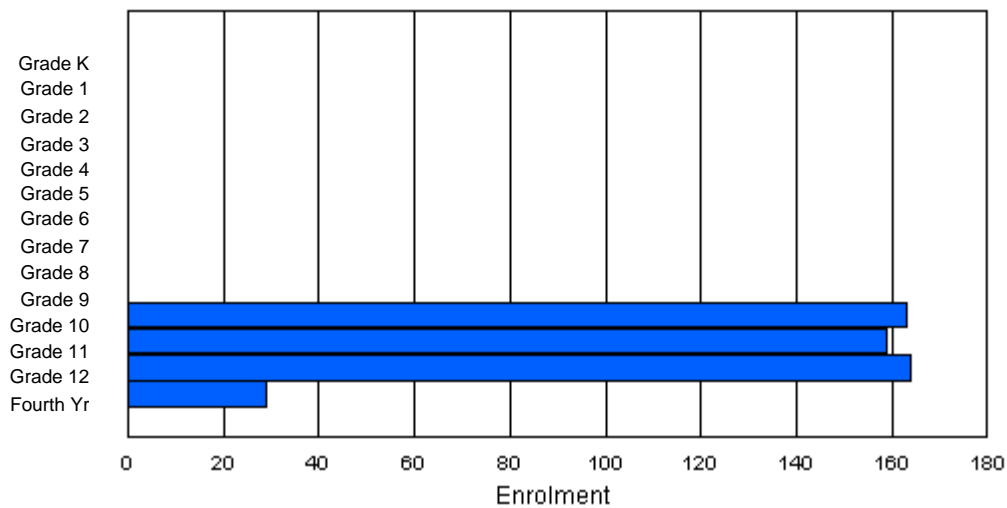
Enrolment By Age and Gender

Gender	Age																	Total
	5	6	7	8	9	10	11	12	13	14	15	16	17	18	19	20>		
Male	0	0	0	0	0	0	0	0	0	1	86	82	82	22	1	0	274	
Female	0	0	0	0	0	0	0	0	0	0	67	77	77	15	3	2	241	
Total	0	0	0	0	0	0	0	0	0	1	153	159	159	37	4	2	515	

Enrolment By Grade and Gender

Gender	Grade															Total
	K	1	2	3	4	5	6	7	8	9	10	11	12	4th		
Male	0	0	0	0	0	0	0	0	0	0	96	77	85	16	274	
Female	0	0	0	0	0	0	0	0	0	0	67	82	79	13	241	
Total	0	0	0	0	0	0	0	0	0	0	163	159	164	29	515	

Enrolment By Grade
For 253



* Data from the 2006-2007 AGR(Enrolment/Age as of the last day in Sept./Dec.)

** Newfoundland Statistics Classification System

*** May include itinerant teachers

District 4 - Eastern

#254 - Davis Elementary, Carbonear

Grades: K-5

Number of Grades: 6

[FTE Teachers](#) *** : 20.0

Classification: Rural Community/Avalon Region**

Offers Distance Education: No

[School FTE PTR : 14.5](#)

[District FTE PTR : 14.1](#)

[Provincial FTE PTR : 13.1](#)

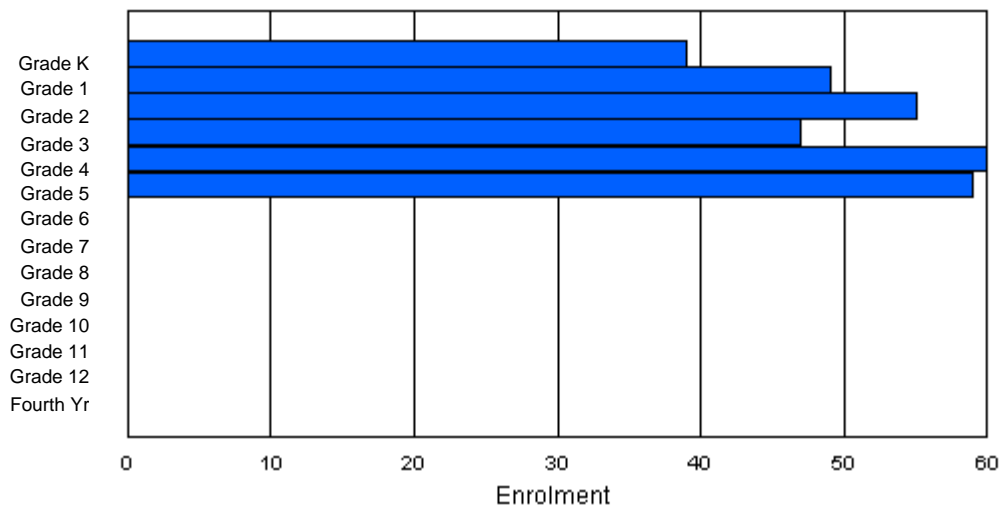
Enrolment By Age and Gender

Gender	Age																Total
	5	6	7	8	9	10	11	12	13	14	15	16	17	18	19	20>	
Male	17	26	33	24	30	25	3	0	0	0	0	0	0	0	0	0	158
Female	22	21	23	24	29	31	1	0	0	0	0	0	0	0	0	0	151
Total	39	47	56	48	59	56	4	0	0	0	0	0	0	0	0	0	309

Enrolment By Grade and Gender

Gender	Grade															Total
	K	1	2	3	4	5	6	7	8	9	10	11	12	4th		
Male	17	28	32	23	31	27	0	0	0	0	0	0	0	0	0	158
Female	22	21	23	24	29	32	0	0	0	0	0	0	0	0	0	151
Total	39	49	55	47	60	59	0	0	0	0	0	0	0	0	0	309

Enrolment By Grade
For 254



* Data from the 2006-2007 AGR(Enrolment/Age as of the last day in Sept./Dec.)

** Newfoundland Statistics Classification System

*** May include itinerant teachers

District 4 - Eastern

#258 - Holy Family Elementary, Chapel Arm

Grades: K-6

Number of Grades: 7

[FTE Teachers](#) *** : 10.0

Classification: Rural Community/Avalon Region**

Offers Distance Education: No

[School FTE PTR : 12.9](#)

[District FTE PTR : 14.1](#)

[Provincial FTE PTR : 13.1](#)

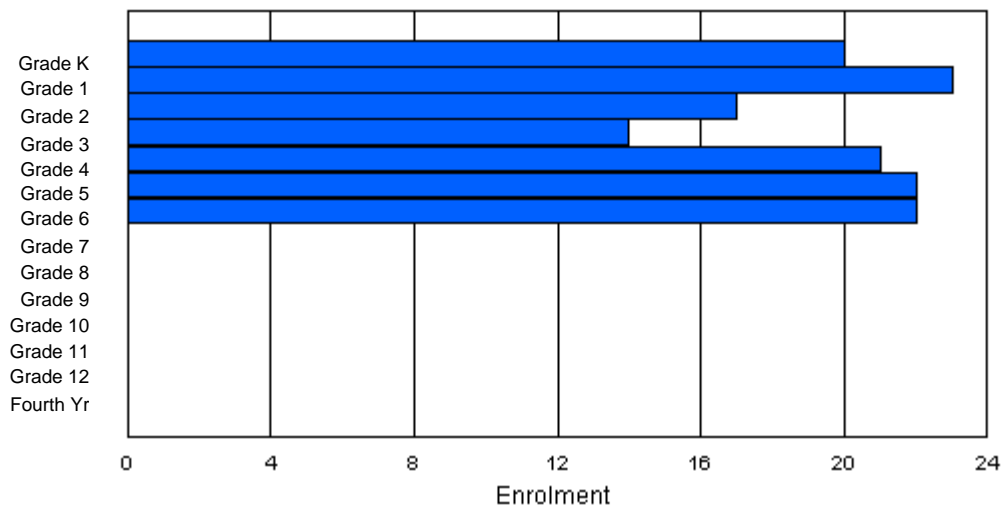
Enrolment By Age and Gender

Gender	Age																Total
	5	6	7	8	9	10	11	12	13	14	15	16	17	18	19	20>	
Male	10	10	7	6	4	14	12	1	0	0	0	0	0	0	0	0	64
Female	10	12	10	9	14	10	10	0	0	0	0	0	0	0	0	0	75
Total	20	22	17	15	18	24	22	1	0	0	0	0	0	0	0	0	139

Enrolment By Grade and Gender

Gender	Grade														Total
	K	1	2	3	4	5	6	7	8	9	10	11	12	4th	
Male	10	10	8	5	6	13	12	0	0	0	0	0	0	0	64
Female	10	13	9	9	15	9	10	0	0	0	0	0	0	0	75
Total	20	23	17	14	21	22	22	0	0	0	0	0	0	0	139

Enrolment By Grade
For 258



* Data from the 2006-2007 AGR(Enrolment/Age as of the last day in Sept./Dec.)

** Newfoundland Statistics Classification System

*** May include itinerant teachers

District 4 - Eastern

#259 - Coley's Point Primary, Coley's Point

Classification: Rural Community/Avalon Region**
Offers Distance Education: No

Grades: K-4 Number of Grades: 5

[School FTE PTR : 14.1](#)
[District FTE PTR : 14.1](#)
[Provincial FTE PTR : 13.1](#)

[FTE Teachers](#) *** : 25.5

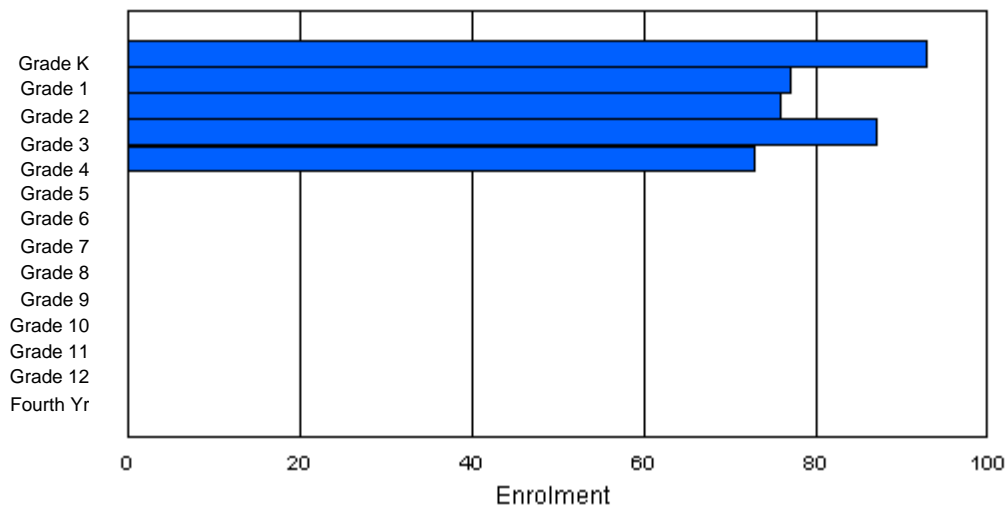
Enrolment By Age and Gender

Gender	Age																Total
	5	6	7	8	9	10	11	12	13	14	15	16	17	18	19	20>	
Male	54	34	39	44	41	0	0	0	0	0	0	0	0	0	0	0	212
Female	39	43	35	44	33	0	0	0	0	0	0	0	0	0	0	0	194
Total	93	77	74	88	74	0	0	0	0	0	0	0	0	0	0	406	

Enrolment By Grade and Gender

Gender	Grade														Total
	K	1	2	3	4	5	6	7	8	9	10	11	12	4th	
Male	54	34	41	43	40	0	0	0	0	0	0	0	0	0	212
Female	39	43	35	44	33	0	0	0	0	0	0	0	0	0	194
Total	93	77	76	87	73	0	0	0	0	0	0	0	0	0	406

Enrolment By Grade
For 259



* Data from the 2006-2007 AGR(Enrolment/Age as of the last day in Sept./Dec.)

** Newfoundland Statistics Classification System

*** May include itinerant teachers

District 4 - Eastern

#260 - Immaculate Conception, Colliers

Classification: Rural Community/Avalon Region**
Offers Distance Education: No

Grades: K-5

Number of Grades: 6

[School FTE PTR : 12.3](#)

[District FTE PTR : 14.1](#)

[Provincial FTE PTR : 13.1](#)

[FTE Teachers](#) *** : 7.8

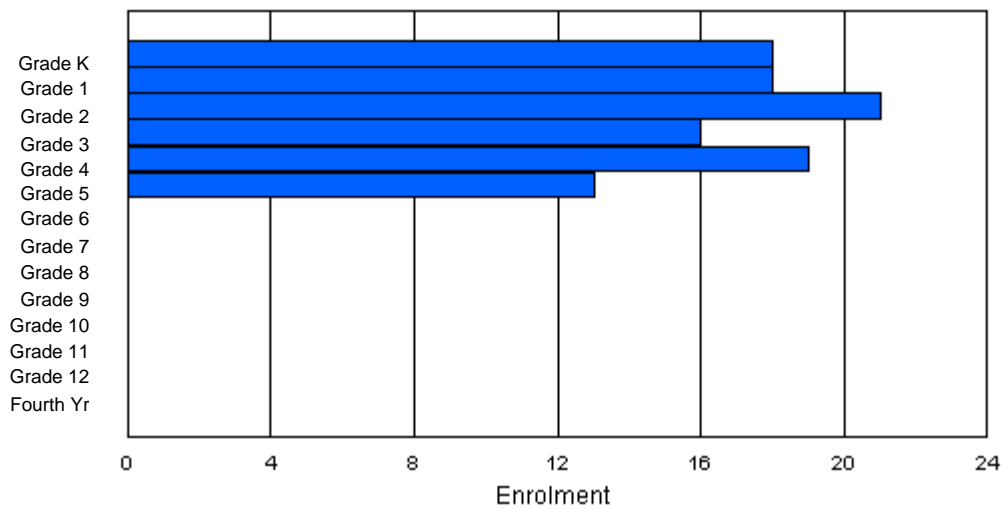
Enrolment By Age and Gender

Gender	Age																Total
	5	6	7	8	9	10	11	12	13	14	15	16	17	18	19	20>	
Male	7	9	9	5	10	7	0	0	0	0	0	0	0	0	0	0	47
Female	10	10	12	11	9	6	0	0	0	0	0	0	0	0	0	0	58
Total	17	19	21	16	19	13	0	0	0	0	0	0	0	0	0	105	

Enrolment By Grade and Gender

Gender	Grade														Total
	K	1	2	3	4	5	6	7	8	9	10	11	12	4th	
Male	8	8	9	5	10	7	0	0	0	0	0	0	0	0	47
Female	10	10	12	11	9	6	0	0	0	0	0	0	0	0	58
Total	18	18	21	16	19	13	0	0	0	0	0	0	0	0	105

Enrolment By Grade
For 260



* Data from the 2006-2007 AGR(Enrolment/Age as of the last day in Sept./Dec.)

** Newfoundland Statistics Classification System

*** May include itinerant teachers

District 4 - Eastern

#262 - Woodland Elementary, Dildo

Classification: Rural Community/Avalon Region**
Offers Distance Education: No

Grades: K-6

Number of Grades: 7

[School FTE PTR : 12.8](#)

[District FTE PTR : 14.1](#)

[Provincial FTE PTR : 13.1](#)

[FTE Teachers](#) *** : 15.0

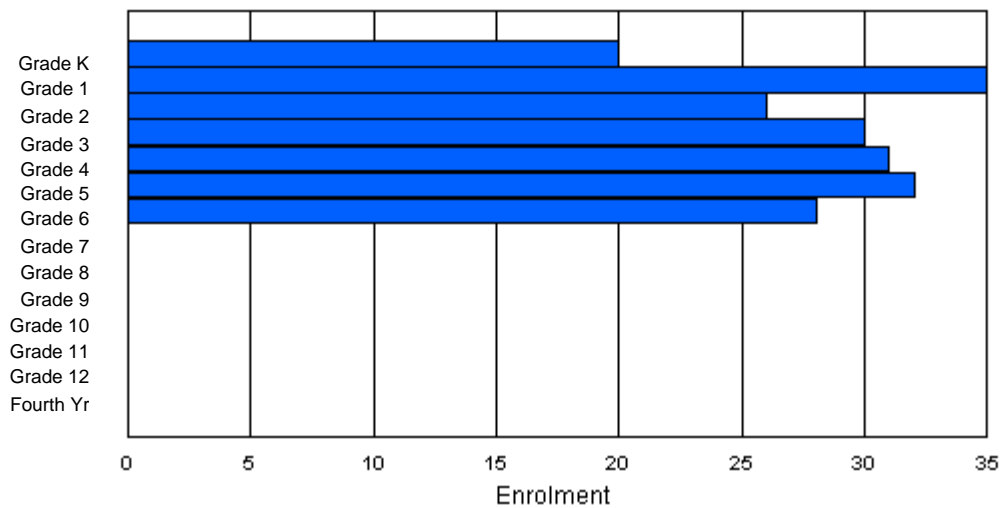
Enrolment By Age and Gender

Gender	Age																Total
	5	6	7	8	9	10	11	12	13	14	15	16	17	18	19	20>	
Male	10	13	12	20	13	20	12	1	0	0	0	0	0	0	0	0	101
Female	10	22	14	9	18	12	16	0	0	0	0	0	0	0	0	0	101
Total	20	35	26	29	31	32	28	1	0	0	0	0	0	0	0	0	202

Enrolment By Grade and Gender

Gender	Grade															Total
	K	1	2	3	4	5	6	7	8	9	10	11	12	4th		
Male	10	13	12	20	14	19	13	0	0	0	0	0	0	0	0	101
Female	10	22	14	10	17	13	15	0	0	0	0	0	0	0	0	101
Total	20	35	26	30	31	32	28	0	0	0	0	0	0	0	0	202

Enrolment By Grade
For 262



* Data from the 2006-2007 AGR(Enrolment/Age as of the last day in Sept./Dec.)

** Newfoundland Statistics Classification System

*** May include itinerant teachers

District 4 - Eastern

#265 - Acreman Elementary, Green's Harbour

Classification: Rural Community/Avalon Region**
Offers Distance Education: No

Grades: K-6

Number of Grades: 7

[School FTE PTR : 10.5](#)

[District FTE PTR : 14.1](#)

[Provincial FTE PTR : 13.1](#)

[FTE Teachers](#) *** : 8.6

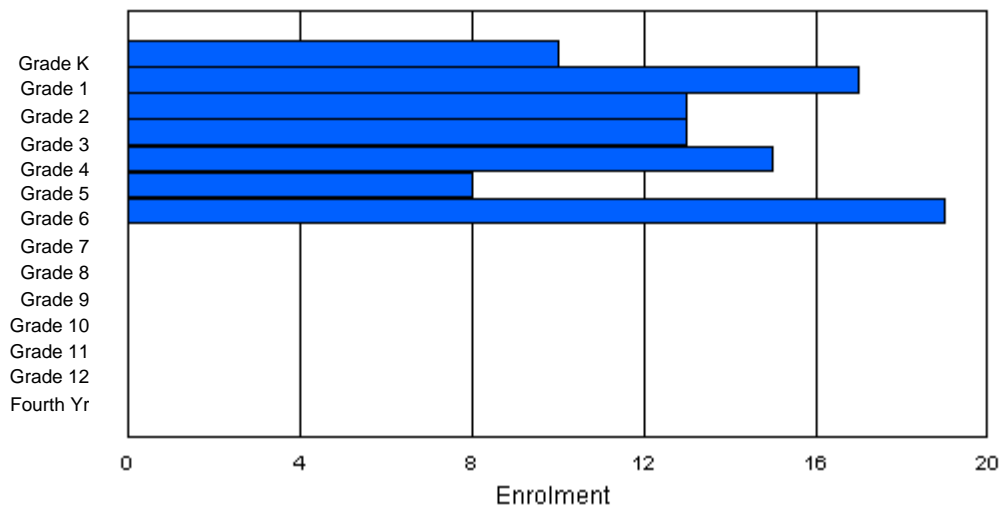
Enrolment By Age and Gender

Gender	Age																Total
	5	6	7	8	9	10	11	12	13	14	15	16	17	18	19	20>	
Male	5	8	6	6	5	3	10	1	0	0	0	0	0	0	0	0	44
Female	5	9	6	8	10	5	8	0	0	0	0	0	0	0	0	0	51
Total	10	17	12	14	15	8	18	1	0	0	0	0	0	0	0	0	95

Enrolment By Grade and Gender

Gender	Grade														Total
	K	1	2	3	4	5	6	7	8	9	10	11	12	4th	
Male	5	8	7	5	5	3	11	0	0	0	0	0	0	0	44
Female	5	9	6	8	10	5	8	0	0	0	0	0	0	0	51
Total	10	17	13	13	15	8	19	0	0	0	0	0	0	0	95

Enrolment By Grade
For 265



* Data from the 2006-2007 AGR(Enrolment/Age as of the last day in Sept./Dec.)

** Newfoundland Statistics Classification System

*** May include itinerant teachers

District 4 - Eastern

#268 - Harbour Grace Primary, Harbour Grace

Grades: K-5

Number of Grades: 6

[FTE Teachers](#) *** : 13.0

Classification: Rural Community/Avalon Region**

Offers Distance Education: No

[School FTE PTR : 12.5](#)

[District FTE PTR : 14.1](#)

[Provincial FTE PTR : 13.1](#)

Enrolment By Age and Gender

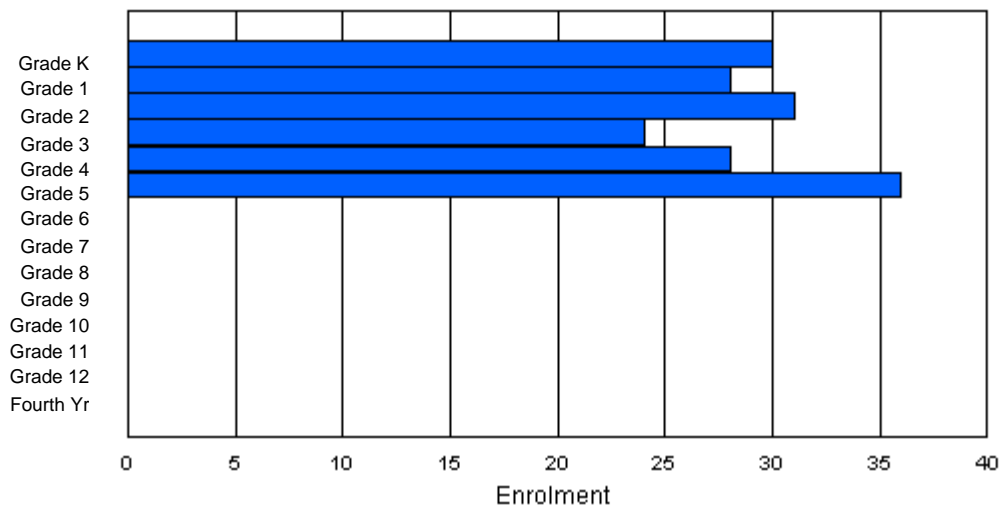
Gender	Age																Total
	5	6	7	8	9	10	11	12	13	14	15	16	17	18	19	20>	
Male	13	15	14	15	14	22	0	0	0	0	0	0	0	0	0	0	93
Female	17	13	17	9	14	14	0	0	0	0	0	0	0	0	0	0	84
Total	30	28	31	24	28	36	0	0	0	0	0	0	0	0	0	0	177

Enrolment By Grade and Gender

Gender	Grade															Total
	K	1	2	3	4	5	6	7	8	9	10	11	12	4th		
Male	13	15	14	15	14	22	0	0	0	0	0	0	0	0	93	
Female	17	13	17	9	14	14	0	0	0	0	0	0	0	0	84	
Total	30	28	31	24	28	36	0	0	0	0	0	0	0	0	177	

Enrolment By Grade

For 268



* Data from the 2006-2007 AGR(Enrolment/Age as of the last day in Sept./Dec.)

** Newfoundland Statistics Classification System

*** May include itinerant teachers

District 4 - Eastern

#269 - St. Francis, Harbour Grace

Classification: Rural Community/Avalon Region**
Offers Distance Education: No

Grades: 6-9

Number of Grades: 4

[School FTE PTR : 15.6](#)

[District FTE PTR : 14.1](#)

[Provincial FTE PTR : 13.1](#)

[FTE Teachers](#) *** : 23.5

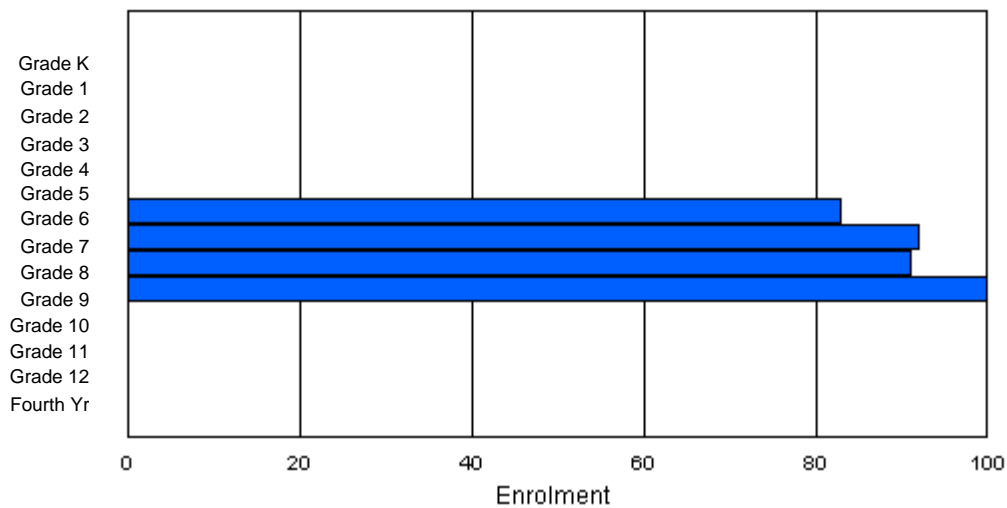
Enrolment By Age and Gender

Gender	Age																Total
	5	6	7	8	9	10	11	12	13	14	15	16	17	18	19	20>	
Male	0	0	0	0	0	10	39	49	55	41	1	0	0	0	0	0	195
Female	0	0	0	0	0	12	39	47	40	32	1	0	0	0	0	0	171
Total	0	0	0	0	0	22	78	96	95	73	2	0	0	0	0	0	366

Enrolment By Grade and Gender

Gender	Grade														Total
	K	1	2	3	4	5	6	7	8	9	10	11	12	4th	
Male	0	0	0	0	0	0	43	43	53	56	0	0	0	0	195
Female	0	0	0	0	0	0	40	49	38	44	0	0	0	0	171
Total	0	0	0	0	0	0	83	92	91	100	0	0	0	0	366

Enrolment By Grade
For 269



* Data from the 2006-2007 AGR(Enrolment/Age as of the last day in Sept./Dec.)

** Newfoundland Statistics Classification System

*** May include itinerant teachers

District 4 - Eastern

#272 - Holy Cross Elementary, Holyrood

Classification: Rural Community/Avalon Region**
Offers Distance Education: No

Grades: K-6

Number of Grades: 7

[School FTE PTR : 13.0](#)

[District FTE PTR : 14.1](#)

[Provincial FTE PTR : 13.1](#)

[FTE Teachers](#) *** : 12.7

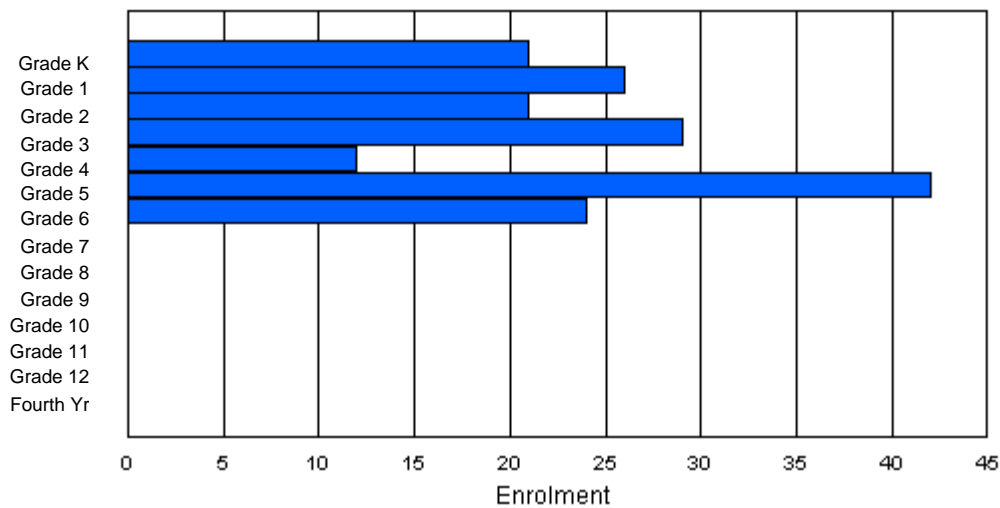
Enrolment By Age and Gender

Gender	Age																Total
	5	6	7	8	9	10	11	12	13	14	15	16	17	18	19	20>	
Male	11	13	7	15	2	23	13	0	0	0	0	0	0	0	0	0	84
Female	10	13	14	14	10	19	11	0	0	0	0	0	0	0	0	0	91
Total	21	26	21	29	12	42	24	0	0	0	0	0	0	0	0	0	175

Enrolment By Grade and Gender

Gender	Grade															Total
	K	1	2	3	4	5	6	7	8	9	10	11	12	4th		
Male	11	13	7	15	2	23	13	0	0	0	0	0	0	0	0	84
Female	10	13	14	14	10	19	11	0	0	0	0	0	0	0	0	91
Total	21	26	21	29	12	42	24	0	0	0	0	0	0	0	0	175

Enrolment By Grade
For 272



* Data from the 2006-2007 AGR(Enrolment/Age as of the last day in Sept./Dec.)

** Newfoundland Statistics Classification System

*** May include itinerant teachers

District 4 - Eastern

#274 - St. Catherine's Academy, Mount Carmel

Classification: Rural Community/Avalon Region**
Offers Distance Education: Yes

Grades: K-12

Number of Grades: 13

[School FTE PTR : 9.5](#)

[District FTE PTR : 14.1](#)

[Provincial FTE PTR : 13.1](#)

[FTE Teachers](#) *** : 18.0

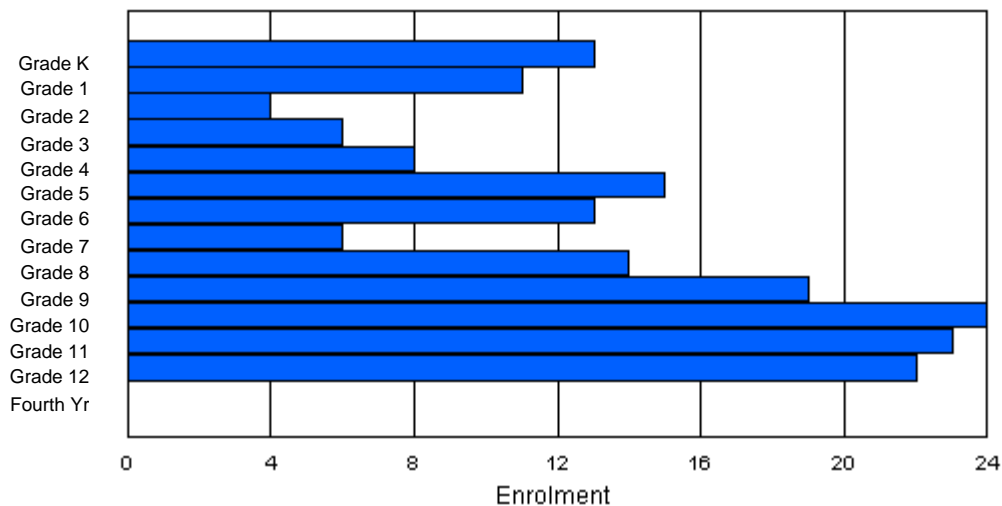
Enrolment By Age and Gender

Gender	Age																	Total
	5	6	7	8	9	10	11	12	13	14	15	16	17	18	19	20>		
Male	7	5	3	3	3	12	6	4	6	8	17	10	12	2	0	0	98	
Female	6	4	3	3	5	3	6	3	8	10	4	16	9	0	0	0	80	
Total	13	9	6	6	8	15	12	7	14	18	21	26	21	2	0	0	178	

Enrolment By Grade and Gender

Gender	Grade															Total
	K	1	2	3	4	5	6	7	8	9	10	11	12	4th		
Male	7	6	2	3	3	12	7	3	6	9	18	8	14	0	98	
Female	6	5	2	3	5	3	6	3	8	10	6	15	8	0	80	
Total	13	11	4	6	8	15	13	6	14	19	24	23	22	0	178	

Enrolment By Grade
For 274



* Data from the 2006-2007 AGR(Enrolment/Age as of the last day in Sept./Dec.)

** Newfoundland Statistics Classification System

*** May include itinerant teachers

District 4 - Eastern

#278 - All Hallows Elementary, North River

Grades: K-6

Number of Grades: 7

[FTE Teachers](#) *** : 27.0

Classification: Rural Community/Avalon Region**

Offers Distance Education: No

[School FTE PTR : 14.5](#)

[District FTE PTR : 14.1](#)

[Provincial FTE PTR : 13.1](#)

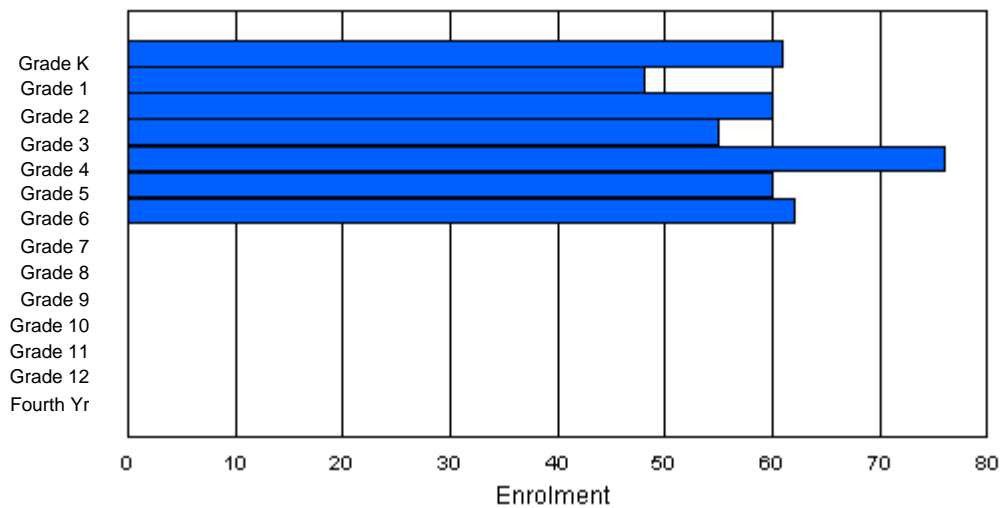
Enrolment By Age and Gender

Gender	Age																Total
	5	6	7	8	9	10	11	12	13	14	15	16	17	18	19	20>	
Male	36	29	30	36	33	34	29	0	0	0	0	0	0	0	0	0	227
Female	25	19	30	19	43	26	33	0	0	0	0	0	0	0	0	0	195
Total	61	48	60	55	76	60	62	0	0	0	0	0	0	0	0	0	422

Enrolment By Grade and Gender

Gender	Grade															Total
	K	1	2	3	4	5	6	7	8	9	10	11	12	4th		
Male	36	29	30	36	33	34	29	0	0	0	0	0	0	0	0	227
Female	25	19	30	19	43	26	33	0	0	0	0	0	0	0	0	195
Total	61	48	60	55	76	60	62	0	0	0	0	0	0	0	0	422

Enrolment By Grade
For 278



* Data from the 2006-2007 AGR(Enrolment/Age as of the last day in Sept./Dec.)

** Newfoundland Statistics Classification System

*** May include itinerant teachers

District 4 - Eastern

#280 - Laval High, Placentia

Classification: Rural Community/Avalon Region**
Offers Distance Education: No

Grades: 9-12

Number of Grades: 4

[School FTE PTR : 14.1](#)

[District FTE PTR : 14.1](#)

[Provincial FTE PTR : 13.1](#)

[FTE Teachers](#) *** : 18.5

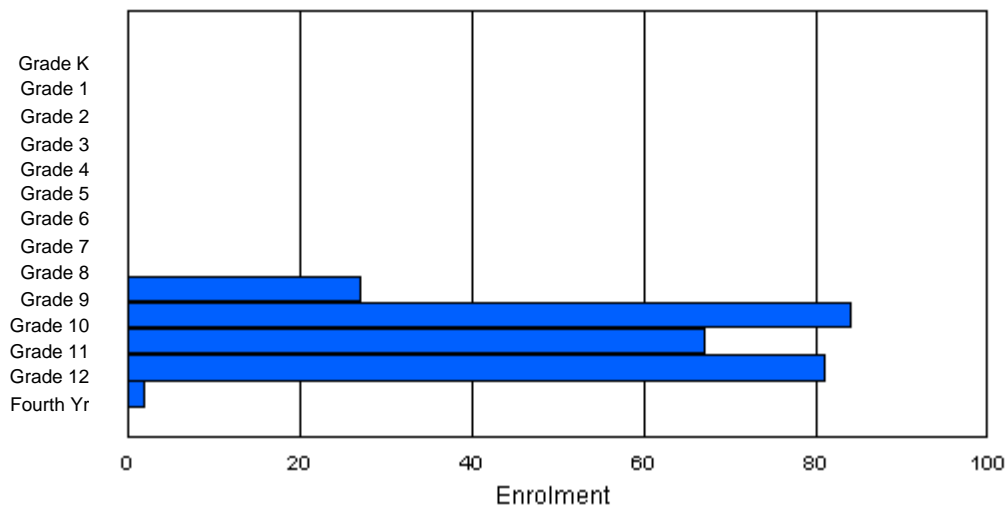
Enrolment By Age and Gender

Gender	Age																Total
	5	6	7	8	9	10	11	12	13	14	15	16	17	18	19	20>	
Male	0	0	0	0	0	0	0	0	0	12	37	32	48	5	0	0	134
Female	0	0	0	0	0	1	0	1	0	14	43	32	36	0	0	0	127
Total	0	0	0	0	0	1	0	1	0	26	80	64	84	5	0	0	261

Enrolment By Grade and Gender

Gender	Grade															Total
	K	1	2	3	4	5	6	7	8	9	10	11	12	4th		
Male	0	0	0	0	0	0	0	0	0	13	38	35	46	2	134	
Female	0	0	0	0	0	0	0	0	0	14	46	32	35	0	127	
Total	0	0	0	0	0	0	0	0	0	27	84	67	81	2	261	

Enrolment By Grade
For 280



* Data from the 2006-2007 AGR(Enrolment/Age as of the last day in Sept./Dec.)

** Newfoundland Statistics Classification System

*** May include itinerant teachers

District 4 - Eastern

#281 - St. Edward's Elementary, Placentia

Classification: Rural Community/Avalon Region**
Offers Distance Education: No

Grades: K-8

Number of Grades: 9

[School FTE PTR : 12.3](#)

[District FTE PTR : 14.1](#)

[Provincial FTE PTR : 13.1](#)

[FTE Teachers](#) *** : 17.0

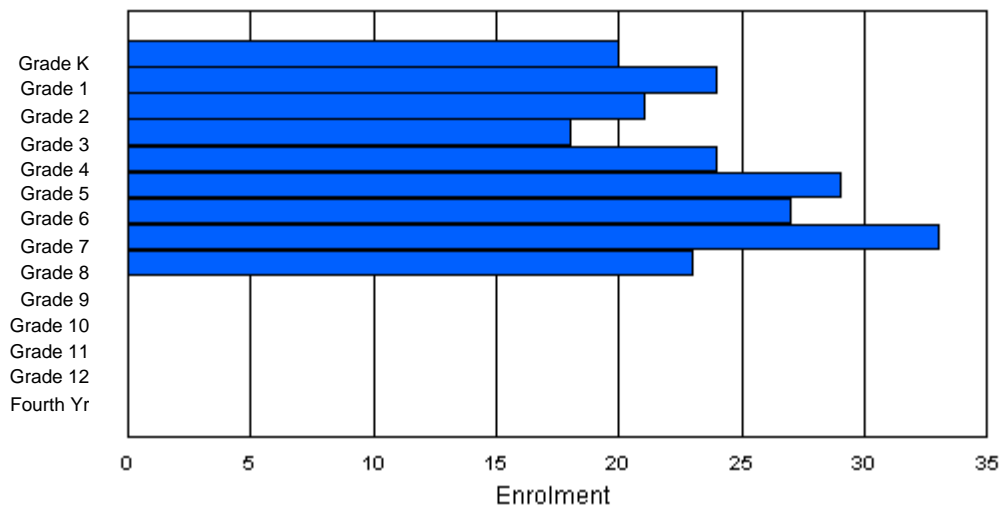
Enrolment By Age and Gender

Gender	Age																Total
	5	6	7	8	9	10	11	12	13	14	15	16	17	18	19	20>	
Male	7	12	13	7	16	10	16	22	12	0	0	0	0	0	0	0	115
Female	12	12	9	11	8	19	10	9	14	0	0	0	0	0	0	0	104
Total	19	24	22	18	24	29	26	31	26	0	0	0	0	0	0	0	219

Enrolment By Grade and Gender

Gender	Grade														Total
	K	1	2	3	4	5	6	7	8	9	10	11	12	4th	
Male	8	12	12	7	16	10	17	23	10	0	0	0	0	0	115
Female	12	12	9	11	8	19	10	10	13	0	0	0	0	0	104
Total	20	24	21	18	24	29	27	33	23	0	0	0	0	0	219

Enrolment By Grade
For 281



* Data from the 2006-2007 AGR(Enrolment/Age as of the last day in Sept./Dec.)

** Newfoundland Statistics Classification System

*** May include itinerant teachers

District 4 - Eastern

#285 - Holy Redeemer Elementary, Spaniard's Bay

Grades: K-9 Number of Grades: 10

[FTE Teachers](#) *** : 24.9

Classification: Rural Community/Avalon Region**

Offers Distance Education: No

[School FTE PTR : 11.9](#)

[District FTE PTR : 14.1](#)

[Provincial FTE PTR : 13.1](#)

Enrolment By Age and Gender

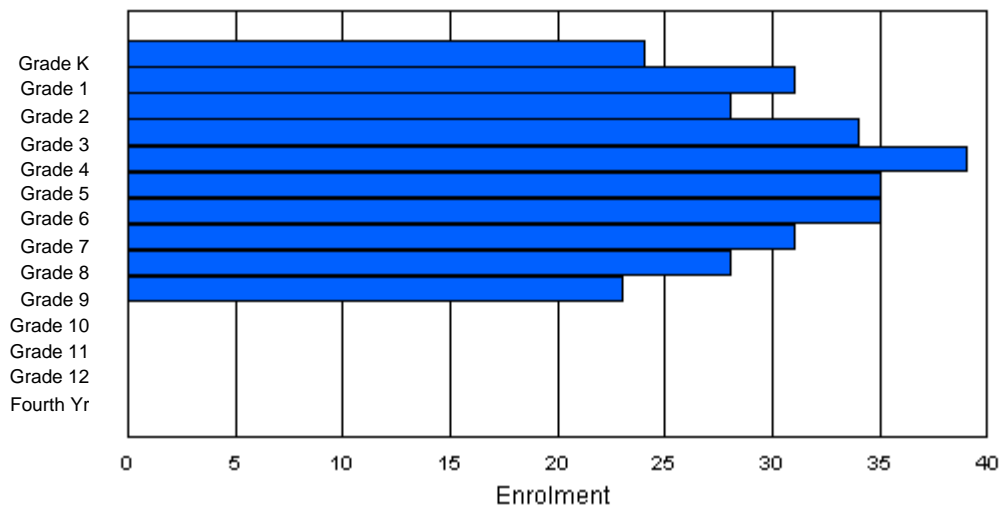
Gender	Age																Total
	5	6	7	8	9	10	11	12	13	14	15	16	17	18	19	20>	
Male	12	17	15	20	21	19	17	12	14	13	3	0	0	0	0	0	163
Female	12	13	15	12	19	16	18	19	12	9	0	0	0	0	0	0	145
Total	24	30	30	32	40	35	35	31	26	22	3	0	0	0	0	0	308

Enrolment By Grade and Gender

Gender	Grade														Total
	K	1	2	3	4	5	6	7	8	9	10	11	12	4th	
Male	12	18	15	20	20	19	17	12	16	14	0	0	0	0	163
Female	12	13	13	14	19	16	18	19	12	9	0	0	0	0	145
Total	24	31	28	34	39	35	35	31	28	23	0	0	0	0	308

Enrolment By Grade

For 285



* Data from the 2006-2007 AGR(Enrolment/Age as of the last day in Sept./Dec.)

** Newfoundland Statistics Classification System

*** May include itinerant teachers

District 4 - Eastern

#286 - Fatima Academy, St. Bride's

Classification: Rural Community/Avalon Region**
Offers Distance Education: Yes

Grades: K-12

Number of Grades: 13

[School FTE PTR : 9.7](#)

[District FTE PTR : 14.1](#)

[Provincial FTE PTR : 13.1](#)

[FTE Teachers](#) *** : 14.0

Enrolment By Age and Gender

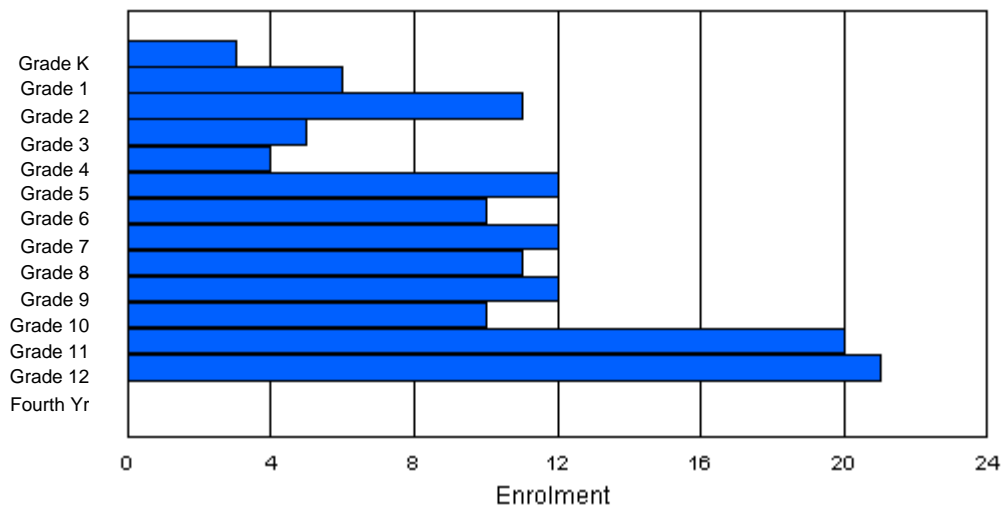
Gender	Age																Total
	5	6	7	8	9	10	11	12	13	14	15	16	17	18	19	20>	
Male	2	3	7	3	2	5	5	7	8	6	5	10	9	0	0	0	72
Female	1	3	4	2	2	7	5	4	4	6	5	11	11	0	0	0	65
Total	3	6	11	5	4	12	10	11	12	12	10	21	20	0	0	0	137

Enrolment By Grade and Gender

Gender	Grade														Total
	K	1	2	3	4	5	6	7	8	9	10	11	12	4th	
Male	2	3	7	3	2	5	5	7	8	6	5	10	9	0	72
Female	1	3	4	2	2	7	5	5	3	6	5	10	12	0	65
Total	3	6	11	5	4	12	10	12	11	12	10	20	21	0	137

Enrolment By Grade

For 286



* Data from the 2006-2007 AGR(Enrolment/Age as of the last day in Sept./Dec.)

** Newfoundland Statistics Classification System

*** May include itinerant teachers

District 4 - Eastern

#287 - Dunne Memorial Academy, St. Mary's

Classification: Rural Community/Avalon Region**
Offers Distance Education: Yes

Grades: K-12

Number of Grades: 13

[School FTE PTR : 9.5](#)

[District FTE PTR : 14.1](#)

[Provincial FTE PTR : 13.1](#)

[FTE Teachers](#) *** : 17.5

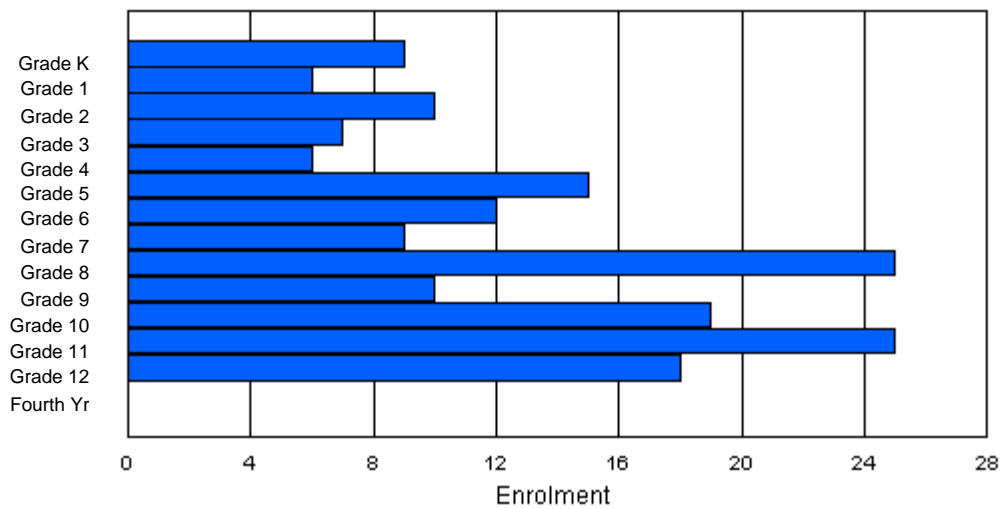
Enrolment By Age and Gender

Gender	Age																	Total
	5	6	7	8	9	10	11	12	13	14	15	16	17	18	19	20>		
Male	8	1	7	5	3	12	4	5	9	8	12	15	10	0	0	0	99	
Female	1	5	3	2	3	3	7	5	16	2	6	11	8	0	0	0	72	
Total	9	6	10	7	6	15	11	10	25	10	18	26	18	0	0	0	171	

Enrolment By Grade and Gender

Gender	Grade															Total
	K	1	2	3	4	5	6	7	8	9	10	11	12	4th		
Male	8	1	7	5	3	12	5	4	9	8	13	14	10	0	99	
Female	1	5	3	2	3	3	7	5	16	2	6	11	8	0	72	
Total	9	6	10	7	6	15	12	9	25	10	19	25	18	0	171	

Enrolment By Grade
For 287



* Data from the 2006-2007 AGR(Enrolment/Age as of the last day in Sept./Dec.)

** Newfoundland Statistics Classification System

*** May include itinerant teachers

District 4 - Eastern

#289 - St. Peter's Elementary, Upper Island Cove

Classification: Rural Community/Avalon Region**
Offers Distance Education: No

Grades: K-9 Number of Grades: 10

[School FTE PTR : 14.1](#)
[District FTE PTR : 14.1](#)
[Provincial FTE PTR : 13.1](#)

[FTE Teachers](#) *** : 16.5

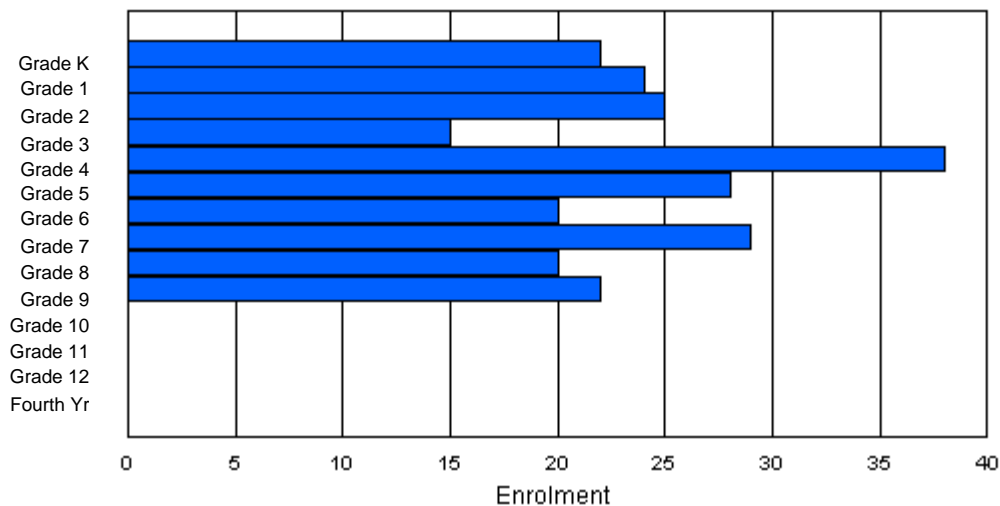
Enrolment By Age and Gender

Gender	Age																Total
	5	6	7	8	9	10	11	12	13	14	15	16	17	18	19	20>	
Male	14	13	10	11	19	15	11	14	10	8	0	0	0	0	0	0	125
Female	8	11	15	4	19	13	9	15	10	14	0	0	0	0	0	0	118
Total	22	24	25	15	38	28	20	29	20	22	0	0	0	0	0	0	243

Enrolment By Grade and Gender

Gender	Grade														Total
	K	1	2	3	4	5	6	7	8	9	10	11	12	4th	
Male	14	13	10	11	19	15	11	14	10	8	0	0	0	0	125
Female	8	11	15	4	19	13	9	15	10	14	0	0	0	0	118
Total	22	24	25	15	38	28	20	29	20	22	0	0	0	0	243

Enrolment By Grade
For 289



* Data from the 2006-2007 AGR(Enrolment/Age as of the last day in Sept./Dec.)

** Newfoundland Statistics Classification System

*** May include itinerant teachers

District 4 - Eastern

#291 - Perlwin Elementary, Winterton

Classification: Rural Community/Avalon Region**
Offers Distance Education: No

Grades: K-9

Number of Grades: 10

[School FTE PTR : 10.5](#)

[District FTE PTR : 14.1](#)

[Provincial FTE PTR : 13.1](#)

[FTE Teachers](#) *** : 11.5

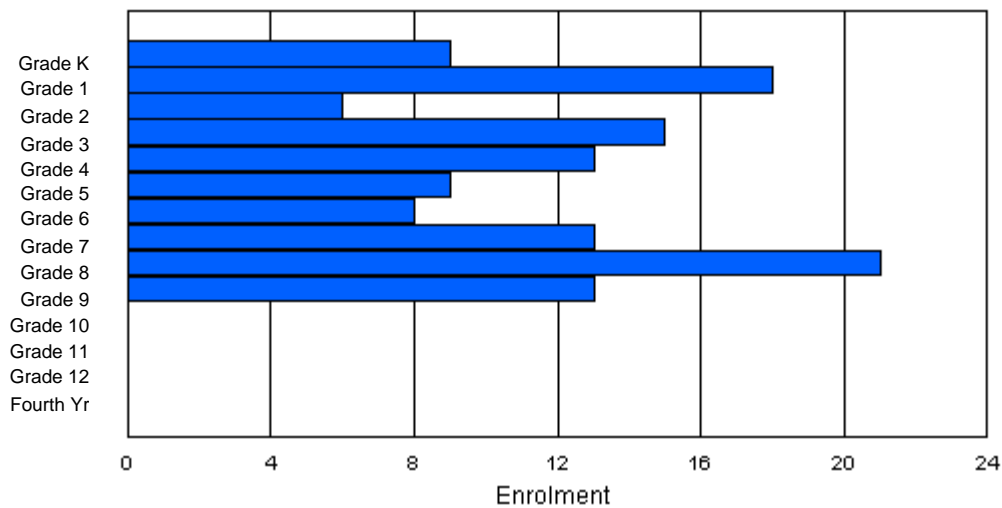
Enrolment By Age and Gender

Gender	Age																Total
	5	6	7	8	9	10	11	12	13	14	15	16	17	18	19	20>	
Male	4	13	3	10	5	5	5	8	12	7	1	0	0	0	0	0	73
Female	5	5	3	5	7	4	3	5	7	7	1	0	0	0	0	0	52
Total	9	18	6	15	12	9	8	13	19	14	2	0	0	0	0	0	125

Enrolment By Grade and Gender

Gender	Grade														Total
	K	1	2	3	4	5	6	7	8	9	10	11	12	4th	
Male	4	13	3	10	6	4	6	8	13	6	0	0	0	0	73
Female	5	5	3	5	7	5	2	5	8	7	0	0	0	0	52
Total	9	18	6	15	13	9	8	13	21	13	0	0	0	0	125

Enrolment By Grade
For 291



* Data from the 2006-2007 AGR(Enrolment/Age as of the last day in Sept./Dec.)

** Newfoundland Statistics Classification System

*** May include itinerant teachers

District 4 - Eastern

#294 - St. Augustine's Primary, Bell Island

Classification: Rural Community/Avalon Region**
Offers Distance Education: No

Grades: K-6

Number of Grades: 7

[School FTE PTR : 11.8](#)

[District FTE PTR : 14.1](#)

[Provincial FTE PTR : 13.1](#)

[FTE Teachers](#) *** : 14.5

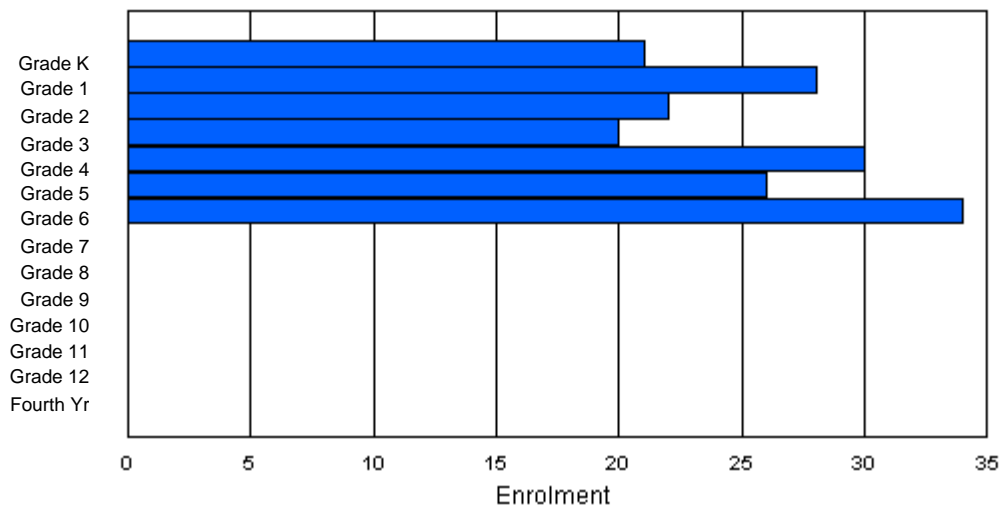
Enrolment By Age and Gender

Gender	Age																Total
	5	6	7	8	9	10	11	12	13	14	15	16	17	18	19	20>	
Male	10	12	7	10	15	14	16	0	0	0	0	0	0	0	0	0	84
Female	11	15	13	11	17	11	19	0	0	0	0	0	0	0	0	0	97
Total	21	27	20	21	32	25	35	0	0	0	0	0	0	0	0	0	181

Enrolment By Grade and Gender

Gender	Grade														Total
	K	1	2	3	4	5	6	7	8	9	10	11	12	4th	
Male	10	13	8	9	14	15	15	0	0	0	0	0	0	0	84
Female	11	15	14	11	16	11	19	0	0	0	0	0	0	0	97
Total	21	28	22	20	30	26	34	0	0	0	0	0	0	0	181

Enrolment By Grade
For 294



* Data from the 2006-2007 AGR(Enrolment/Age as of the last day in Sept./Dec.)

** Newfoundland Statistics Classification System

*** May include itinerant teachers

District 4 - Eastern

#296 - St. Michael's Regional High, Bell Island

Classification: Rural Community/Avalon Region**
Offers Distance Education: No

Grades: 7-12

Number of Grades: 6

[School FTE PTR : 12.1](#)

[District FTE PTR : 14.1](#)

[Provincial FTE PTR : 13.1](#)

[FTE Teachers](#) *** : 21.0

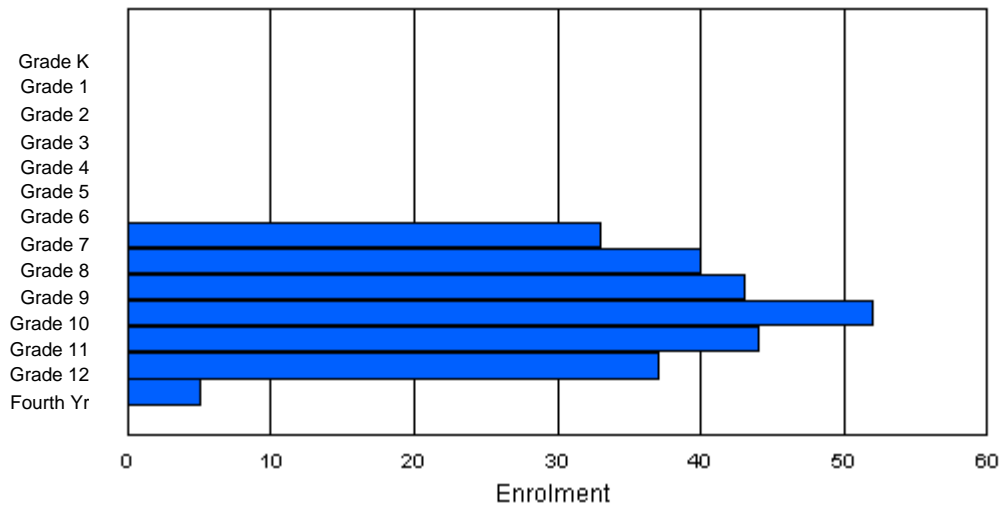
Enrolment By Age and Gender

Gender	Age																Total
	5	6	7	8	9	10	11	12	13	14	15	16	17	18	19	20>	
Male	0	0	0	0	0	0	0	16	18	26	20	20	22	5	2	0	129
Female	0	0	0	0	0	1	0	11	15	22	18	30	21	6	1	0	125
Total	0	0	0	0	0	1	0	27	33	48	38	50	43	11	3	0	254

Enrolment By Grade and Gender

Gender	Grade														Total
	K	1	2	3	4	5	6	7	8	9	10	11	12	4th	
Male	0	0	0	0	0	0	0	21	21	23	24	18	18	4	129
Female	0	0	0	0	0	0	0	12	19	20	28	26	19	1	125
Total	0	0	0	0	0	0	0	33	40	43	52	44	37	5	254

Enrolment By Grade
For 296



* Data from the 2006-2007 AGR(Enrolment/Age as of the last day in Sept./Dec.)

** Newfoundland Statistics Classification System

*** May include itinerant teachers

District 4 - Eastern

#300 - Frank Roberts Junior High, Conception Bay South (Foxtrap)

Classification: Urban Community/Avalon Region**
Offers Distance Education: No

Grades: 7-9

Number of Grades: 3

[School FTE PTR : 16.7](#)

[District FTE PTR : 14.1](#)

[Provincial FTE PTR : 13.1](#)

[FTE Teachers](#) *** : 34.3

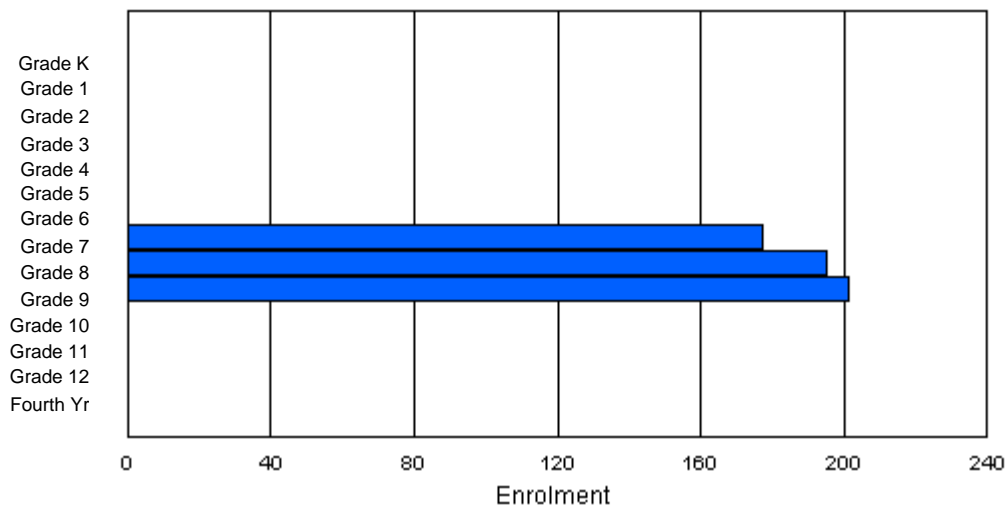
Enrolment By Age and Gender

Gender	Age																Total
	5	6	7	8	9	10	11	12	13	14	15	16	17	18	19	20>	
Male	0	0	0	0	0	0	0	78	89	98	12	0	0	0	0	0	277
Female	0	0	0	0	0	0	2	86	98	103	7	0	0	0	0	0	296
Total	0	0	0	0	0	0	2	164	187	201	19	0	0	0	0	0	573

Enrolment By Grade and Gender

Gender	Grade														Total
	K	1	2	3	4	5	6	7	8	9	10	11	12	4th	
Male	0	0	0	0	0	0	0	88	94	95	0	0	0	0	277
Female	0	0	0	0	0	0	0	89	101	106	0	0	0	0	296
Total	0	0	0	0	0	0	0	177	195	201	0	0	0	0	573

Enrolment By Grade
For 300



* Data from the 2006-2007 AGR(Enrolment/Age as of the last day in Sept./Dec.)

** Newfoundland Statistics Classification System

*** May include itinerant teachers

District 4 - Eastern

#302 - Queen Elizabeth Regional High School, Conception Bay South

Classification: Urban Community/Avalon Region**
Offers Distance Education: No

Grades: 10-12

Number of Grades: 3

[School FTE PTR : 17.7](#)

[District FTE PTR : 14.1](#)

[Provincial FTE PTR : 13.1](#)

[FTE Teachers](#) *** : 34.3

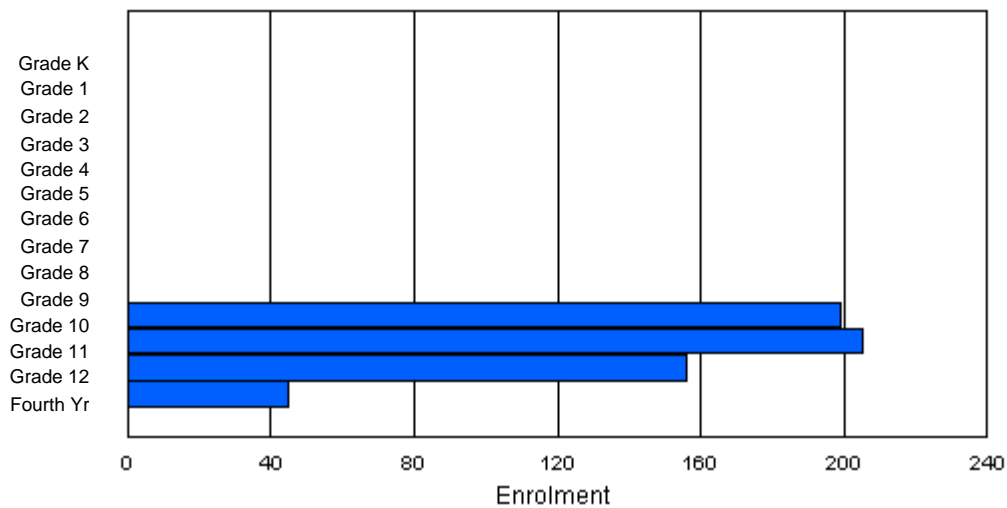
Enrolment By Age and Gender

Gender	Age																	Total
	5	6	7	8	9	10	11	12	13	14	15	16	17	18	19	20>		
Male	0	0	0	0	0	0	0	0	0	0	87	108	83	34	4	0	316	
Female	0	0	0	0	0	0	0	0	0	0	89	101	82	13	3	1	289	
Total	0	0	0	0	0	0	0	0	0	0	176	209	165	47	7	1	605	

Enrolment By Grade and Gender

Gender	Grade															Total
	K	1	2	3	4	5	6	7	8	9	10	11	12	4th		
Male	0	0	0	0	0	0	0	0	0	0	98	110	78	30	316	
Female	0	0	0	0	0	0	0	0	0	0	101	95	78	15	289	
Total	0	0	0	0	0	0	0	0	0	0	199	205	156	45	605	

Enrolment By Grade
For 302



* Data from the 2006-2007 AGR(Enrolment/Age as of the last day in Sept./Dec.)

** Newfoundland Statistics Classification System

*** May include itinerant teachers

District 4 - Eastern

#303 - St. Edward's, Conception Bay South (Kelligrews)

Classification: Urban Community/Avalon Region**
Offers Distance Education: No

Grades: K-6

Number of Grades: 7

[School FTE PTR : 15.5](#)

[District FTE PTR : 14.1](#)

[Provincial FTE PTR : 13.1](#)

[FTE Teachers](#) *** : 33.5

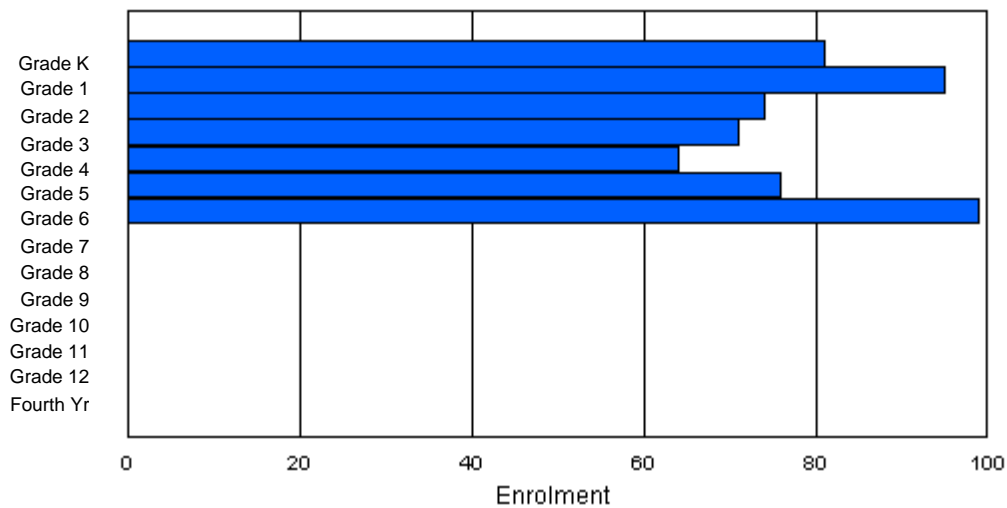
Enrolment By Age and Gender

Gender	Age																Total
	5	6	7	8	9	10	11	12	13	14	15	16	17	18	19	20>	
Male	43	56	36	31	27	40	49	1	0	0	0	0	0	0	0	0	283
Female	38	38	36	41	35	38	49	2	0	0	0	0	0	0	0	0	277
Total	81	94	72	72	62	78	98	3	0	0	0	0	0	0	0	0	560

Enrolment By Grade and Gender

Gender	Grade														Total
	K	1	2	3	4	5	6	7	8	9	10	11	12	4th	
Male	43	57	38	30	28	37	50	0	0	0	0	0	0	0	283
Female	38	38	36	41	36	39	49	0	0	0	0	0	0	0	277
Total	81	95	74	71	64	76	99	0	0	0	0	0	0	0	560

Enrolment By Grade
For 303



* Data from the 2006-2007 AGR(Enrolment/Age as of the last day in Sept./Dec.)

** Newfoundland Statistics Classification System

*** May include itinerant teachers

District 4 - Eastern

#304 - Holy Spirit High, Conception Bay South (Manuels)

Classification: Urban Community/Avalon Region**
Offers Distance Education: No

Grades: 10-12

Number of Grades: 3

[School FTE PTR : 16.4](#)

[District FTE PTR : 14.1](#)

[Provincial FTE PTR : 13.1](#)

[FTE Teachers](#) *** : 37.8

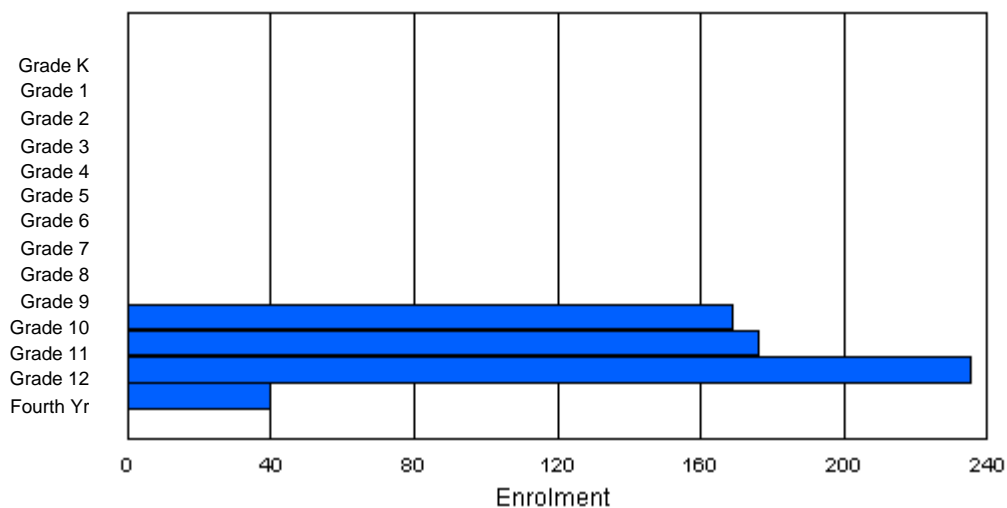
Enrolment By Age and Gender

Gender	Age																	Total
	5	6	7	8	9	10	11	12	13	14	15	16	17	18	19	20>		
Male	0	0	0	0	0	0	0	0	0	0	66	92	113	38	5	1	315	
Female	0	0	0	0	0	0	0	0	0	0	87	80	123	15	0	0	305	
Total	0	0	0	0	0	0	0	0	0	0	153	172	236	53	5	1	620	

Enrolment By Grade and Gender

Gender	Grade															Total
	K	1	2	3	4	5	6	7	8	9	10	11	12	4th		
Male	0	0	0	0	0	0	0	0	0	0	76	96	113	30	315	
Female	0	0	0	0	0	0	0	0	0	0	93	80	122	10	305	
Total	0	0	0	0	0	0	0	0	0	0	169	176	235	40	620	

Enrolment By Grade
For 304



* Data from the 2006-2007 AGR(Enrolment/Age as of the last day in Sept./Dec.)

** Newfoundland Statistics Classification System

*** May include itinerant teachers

District 4 - Eastern

#305 - Villanova Junior High, Conception Bay South (Manuels)

Classification: Urban Community/Avalon Region**
Offers Distance Education: No

Grades: 6-9

Number of Grades: 4

[School FTE PTR : 17.0](#)

[District FTE PTR : 14.1](#)

[Provincial FTE PTR : 13.1](#)

[FTE Teachers](#) *** : 37.0

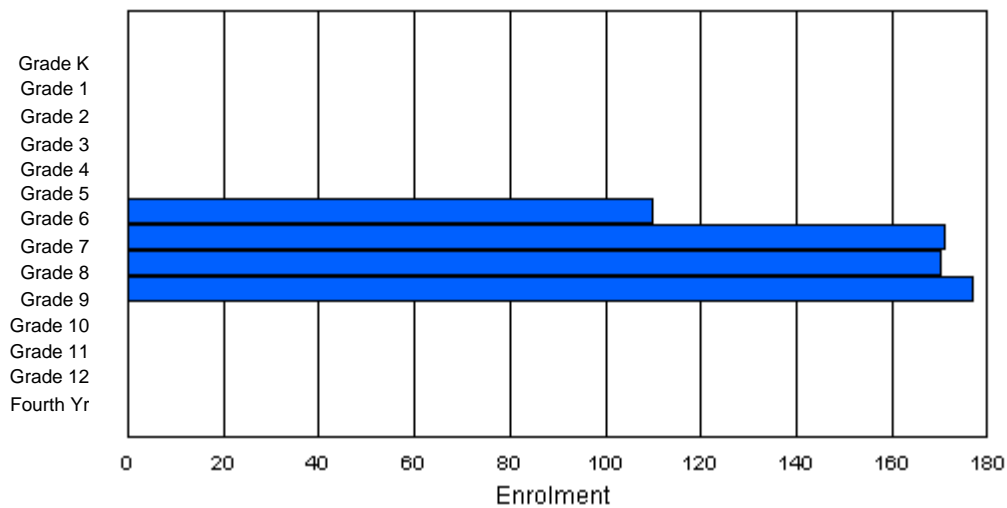
Enrolment By Age and Gender

Gender	Age																Total
	5	6	7	8	9	10	11	12	13	14	15	16	17	18	19	20>	
Male	0	0	0	0	0	0	53	104	91	75	8	1	0	0	0	0	332
Female	0	0	0	0	0	0	54	65	78	92	7	0	0	0	0	0	296
Total	0	0	0	0	0	0	107	169	169	167	15	1	0	0	0	0	628

Enrolment By Grade and Gender

Gender	Grade														Total
	K	1	2	3	4	5	6	7	8	9	10	11	12	4th	
Male	0	0	0	0	0	0	55	103	94	80	0	0	0	0	332
Female	0	0	0	0	0	0	55	68	76	97	0	0	0	0	296
Total	0	0	0	0	0	0	110	171	170	177	0	0	0	0	628

Enrolment By Grade
For 305



* Data from the 2006-2007 AGR(Enrolment/Age as of the last day in Sept./Dec.)

** Newfoundland Statistics Classification System

*** May include itinerant teachers

District 4 - Eastern

#306 - St. George's Elementary, Conception Bay South (Manuels)

Classification: Urban Community/Avalon Region**
Offers Distance Education: No

Grades: K-6

Number of Grades: 7

[School FTE PTR : 13.7](#)

[District FTE PTR : 14.1](#)

[Provincial FTE PTR : 13.1](#)

[FTE Teachers](#) *** : 20.3

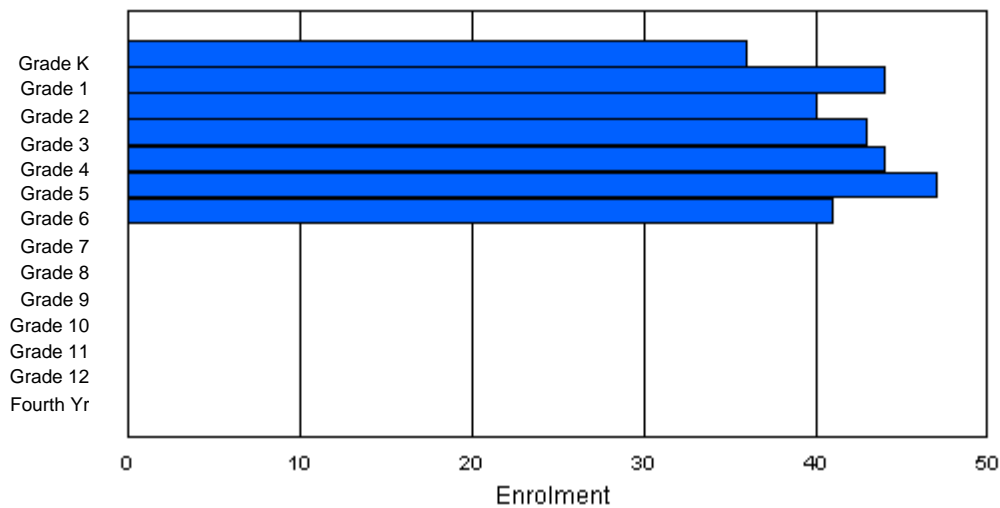
Enrolment By Age and Gender

Gender	Age																Total
	5	6	7	8	9	10	11	12	13	14	15	16	17	18	19	20>	
Male	14	24	16	21	24	28	19	1	0	0	0	0	0	0	0	0	147
Female	22	19	22	22	18	23	20	2	0	0	0	0	0	0	0	0	148
Total	36	43	38	43	42	51	39	3	0	0	0	0	0	0	0	0	295

Enrolment By Grade and Gender

Gender	Grade														Total
	K	1	2	3	4	5	6	7	8	9	10	11	12	4th	
Male	14	25	17	22	25	25	19	0	0	0	0	0	0	0	147
Female	22	19	23	21	19	22	22	0	0	0	0	0	0	0	148
Total	36	44	40	43	44	47	41	0	0	0	0	0	0	0	295

Enrolment By Grade
For 306



* Data from the 2006-2007 AGR(Enrolment/Age as of the last day in Sept./Dec.)

** Newfoundland Statistics Classification System

*** May include itinerant teachers

District 4 - Eastern

#307 - Mobile Central High School, Mobile

Classification: Rural Community/Avalon Region**
Offers Distance Education: Yes

Grades: 7-12

Number of Grades: 6

[School FTE PTR : 12.9](#)

[District FTE PTR : 14.1](#)

[Provincial FTE PTR : 13.1](#)

[FTE Teachers](#) *** : 21.3

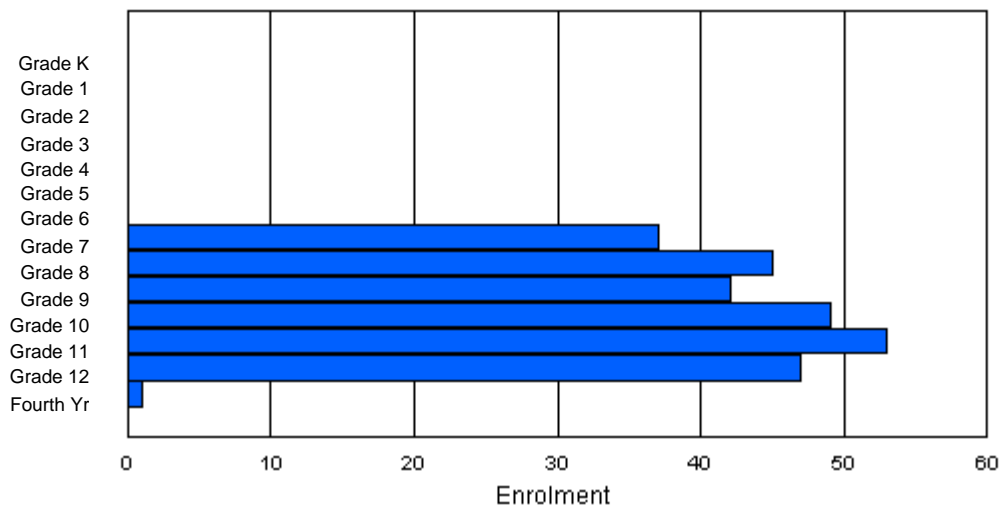
Enrolment By Age and Gender

Gender	Age																Total
	5	6	7	8	9	10	11	12	13	14	15	16	17	18	19	20>	
Male	0	0	0	0	0	0	0	22	25	21	21	22	25	5	2	0	143
Female	0	0	0	0	0	0	0	12	23	16	26	27	24	3	0	0	131
Total	0	0	0	0	0	0	0	34	48	37	47	49	49	8	2	0	274

Enrolment By Grade and Gender

Gender	Grade														Total
	K	1	2	3	4	5	6	7	8	9	10	11	12	4th	
Male	0	0	0	0	0	0	0	25	21	26	21	28	22	0	143
Female	0	0	0	0	0	0	0	12	24	16	28	25	25	1	131
Total	0	0	0	0	0	0	0	37	45	42	49	53	47	1	274

Enrolment By Grade
For 307



* Data from the 2006-2007 AGR(Enrolment/Age as of the last day in Sept./Dec.)

** Newfoundland Statistics Classification System

*** May include itinerant teachers

District 4 - Eastern

#308 - Mary Queen of the World, Mount Pearl

Classification: Urban Community/Avalon Region**
Offers Distance Education: No

Grades: K-6

Number of Grades: 7

[School FTE PTR : 15.6](#)

[District FTE PTR : 14.1](#)

[Provincial FTE PTR : 13.1](#)

[FTE Teachers](#) *** : 27.8

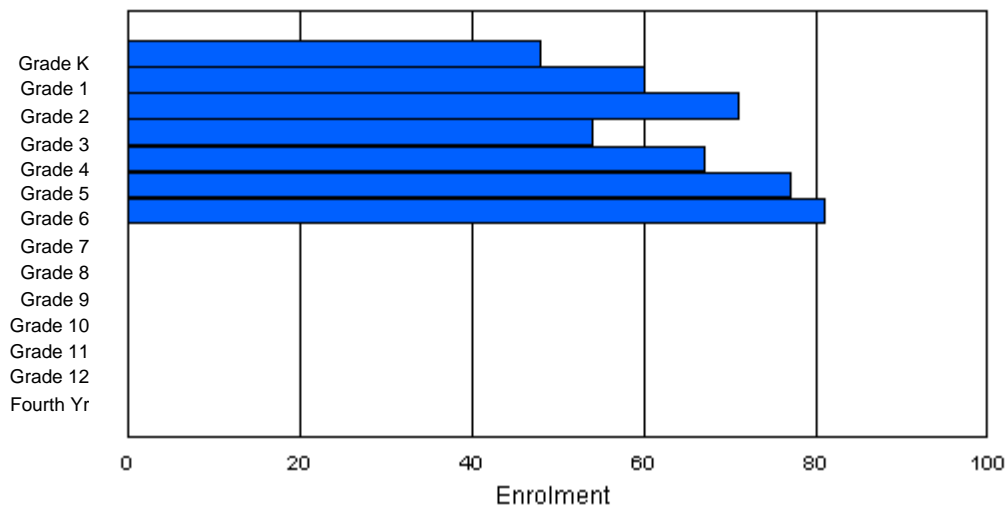
Enrolment By Age and Gender

Gender	Age																Total
	5	6	7	8	9	10	11	12	13	14	15	16	17	18	19	20>	
Male	21	33	38	23	28	50	34	13	0	0	0	0	0	0	0	0	240
Female	28	26	30	24	40	27	37	5	0	0	0	1	0	0	0	0	218
Total	49	59	68	47	68	77	71	18	0	0	0	1	0	0	0	0	458

Enrolment By Grade and Gender

Gender	Grade														Total
	K	1	2	3	4	5	6	7	8	9	10	11	12	4th	
Male	21	33	40	24	33	48	41	0	0	0	0	0	0	0	240
Female	27	27	31	30	34	29	40	0	0	0	0	0	0	0	218
Total	48	60	71	54	67	77	81	0	0	0	0	0	0	0	458

Enrolment By Grade
For 308



* Data from the 2006-2007 AGR(Enrolment/Age as of the last day in Sept./Dec.)

** Newfoundland Statistics Classification System

*** May include itinerant teachers

District 4 - Eastern

#309 - Morris Academy, Mount Pearl

Classification: Urban Community/Avalon Region**
Offers Distance Education: No

Grades: K-4

Number of Grades: 5

[School FTE PTR : 13.7](#)

[District FTE PTR : 14.1](#)

[Provincial FTE PTR : 13.1](#)

[FTE Teachers](#) *** : 21.3

Enrolment By Age and Gender

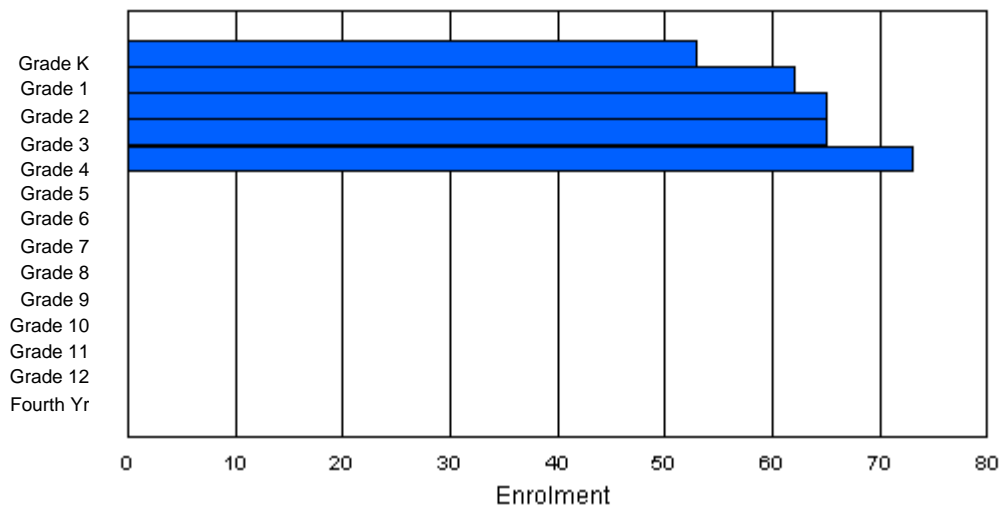
Gender	Age																Total
	5	6	7	8	9	10	11	12	13	14	15	16	17	18	19	20>	
Male	30	38	29	35	35	0	0	0	0	0	0	0	0	0	0	0	167
Female	20	27	34	31	38	1	0	0	0	0	0	0	0	0	0	0	151
Total	50	65	63	66	73	1	0	0	0	0	0	0	0	0	0	0	318

Enrolment By Grade and Gender

Gender	Grade														Total
	K	1	2	3	4	5	6	7	8	9	10	11	12	4th	
Male	32	36	30	35	34	0	0	0	0	0	0	0	0	0	167
Female	21	26	35	30	39	0	0	0	0	0	0	0	0	0	151
Total	53	62	65	65	73	0	0	0	0	0	0	0	0	0	318

Enrolment By Grade

For 309



* Data from the 2006-2007 AGR(Enrolment/Age as of the last day in Sept./Dec.)

** Newfoundland Statistics Classification System

*** May include itinerant teachers

District 4 - Eastern

#310 - Mount Pearl Intermediate, Mount Pearl

Classification: Urban Community/Avalon Region**
Offers Distance Education: No

Grades: 5-9 Number of Grades: 5

[School FTE PTR : 17.4](#)
[District FTE PTR : 14.1](#)
[Provincial FTE PTR : 13.1](#)

[FTE Teachers](#) *** : 45.8

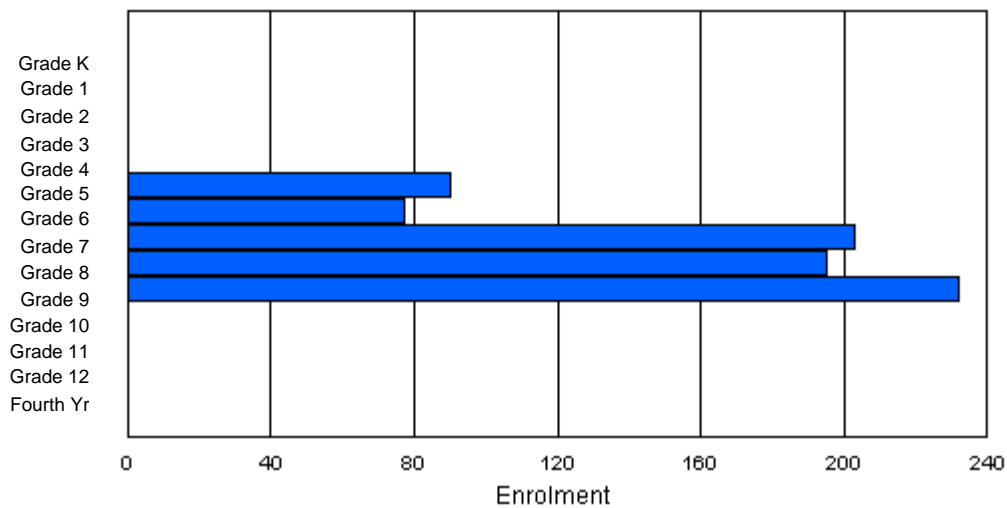
Enrolment By Age and Gender

Gender	Age																Total
	5	6	7	8	9	10	11	12	13	14	15	16	17	18	19	20>	
Male	0	0	0	0	0	38	38	114	78	116	12	0	0	0	0	0	396
Female	0	0	0	0	0	44	40	109	85	108	14	1	0	0	0	0	401
Total	0	0	0	0	0	82	78	223	163	224	26	1	0	0	0	0	797

Enrolment By Grade and Gender

Gender	Grade														Total
	K	1	2	3	4	5	6	7	8	9	10	11	12	4th	
Male	0	0	0	0	0	44	37	101	95	119	0	0	0	0	396
Female	0	0	0	0	0	46	40	102	100	113	0	0	0	0	401
Total	0	0	0	0	0	90	77	203	195	232	0	0	0	0	797

Enrolment By Grade
For 310



* Data from the 2006-2007 AGR(Enrolment/Age as of the last day in Sept./Dec.)

** Newfoundland Statistics Classification System

*** May include itinerant teachers

District 4 - Eastern

#311 - Mount Pearl Senior High, Mount Pearl

Classification: Urban Community/Avalon Region**
Offers Distance Education: No

Grades: 10-12

Number of Grades: 3

[School FTE PTR : 18.4](#)

[District FTE PTR : 14.1](#)

[Provincial FTE PTR : 13.1](#)

[FTE Teachers](#) *** : 35.3

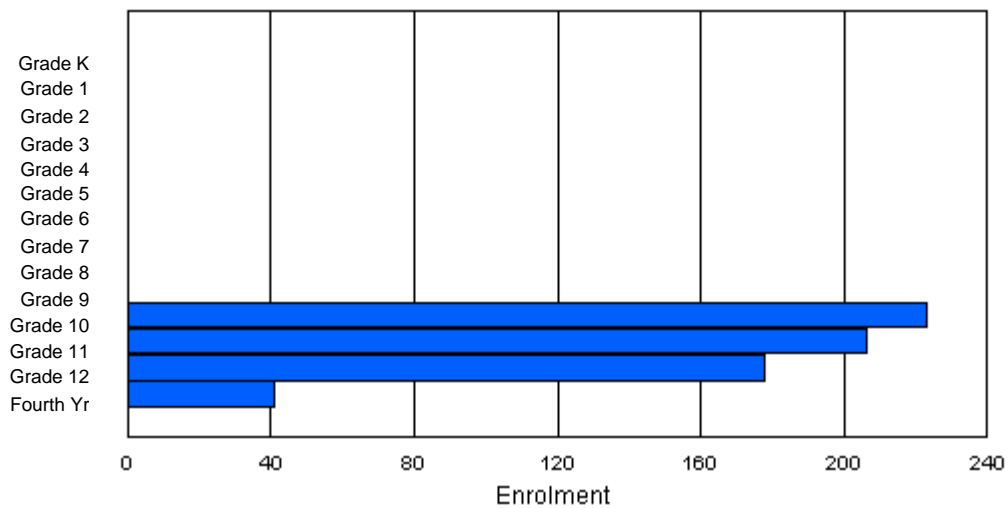
Enrolment By Age and Gender

Gender	Age																	Total
	5	6	7	8	9	10	11	12	13	14	15	16	17	18	19	20>		
Male	0	0	0	0	0	0	0	0	0	0	106	103	88	33	8	0	338	
Female	0	0	0	0	0	0	0	0	0	0	94	103	97	15	1	0	310	
Total	0	0	0	0	0	0	0	0	0	0	200	206	185	48	9	0	648	

Enrolment By Grade and Gender

Gender	Grade															Total
	K	1	2	3	4	5	6	7	8	9	10	11	12	4th		
Male	0	0	0	0	0	0	0	0	0	0	116	106	87	29	338	
Female	0	0	0	0	0	0	0	0	0	0	107	100	91	12	310	
Total	0	0	0	0	0	0	0	0	0	0	223	206	178	41	648	

Enrolment By Grade
For 311



* Data from the 2006-2007 AGR(Enrolment/Age as of the last day in Sept./Dec.)

** Newfoundland Statistics Classification System

*** May include itinerant teachers

District 4 - Eastern

#312 - Newtown Elementary School, Mount Pearl

Grades: K-6

Number of Grades: 7

[FTE Teachers](#) *** : 27.8

Classification: Urban Community/Avalon Region**

Offers Distance Education: No

[School FTE PTR : 15.4](#)

[District FTE PTR : 14.1](#)

[Provincial FTE PTR : 13.1](#)

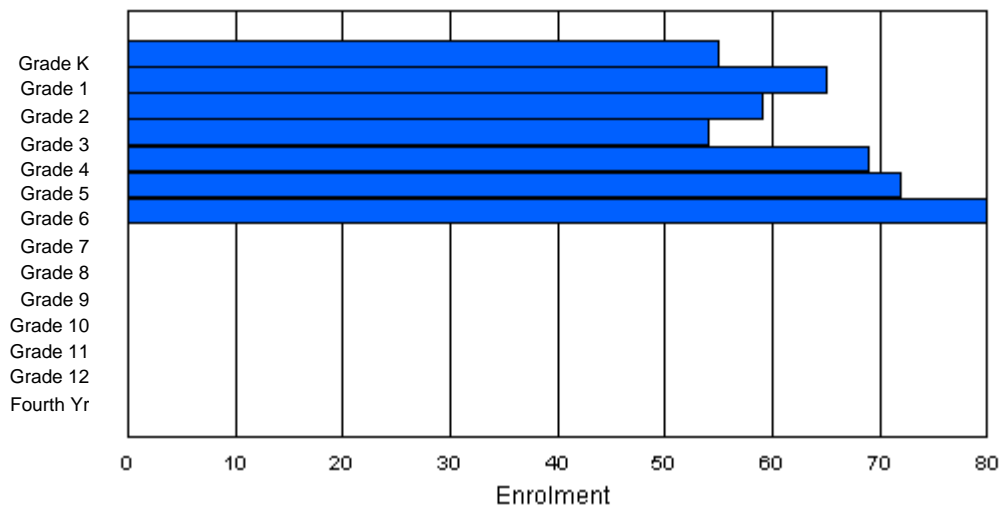
Enrolment By Age and Gender

Gender	Age																Total
	5	6	7	8	9	10	11	12	13	14	15	16	17	18	19	20>	
Male	34	31	34	25	38	33	36	0	0	0	0	0	0	0	0	0	231
Female	20	32	25	29	31	41	44	1	0	0	0	0	0	0	0	0	223
Total	54	63	59	54	69	74	80	1	0	0	0	0	0	0	0	0	454

Enrolment By Grade and Gender

Gender	Grade														Total
	K	1	2	3	4	5	6	7	8	9	10	11	12	4th	
Male	35	32	35	24	39	31	35	0	0	0	0	0	0	0	231
Female	20	33	24	30	30	41	45	0	0	0	0	0	0	0	223
Total	55	65	59	54	69	72	80	0	0	0	0	0	0	0	454

Enrolment By Grade
For 312



* Data from the 2006-2007 AGR(Enrolment/Age as of the last day in Sept./Dec.)

** Newfoundland Statistics Classification System

*** May include itinerant teachers

District 4 - Eastern

#313 - O'Donel High, Mount Pearl

Classification: Urban Community/Avalon Region**
Offers Distance Education: No

Grades: 10-12

Number of Grades: 3

[School FTE PTR : 18.4](#)

[District FTE PTR : 14.1](#)

[Provincial FTE PTR : 13.1](#)

[FTE Teachers](#) *** : 37.8

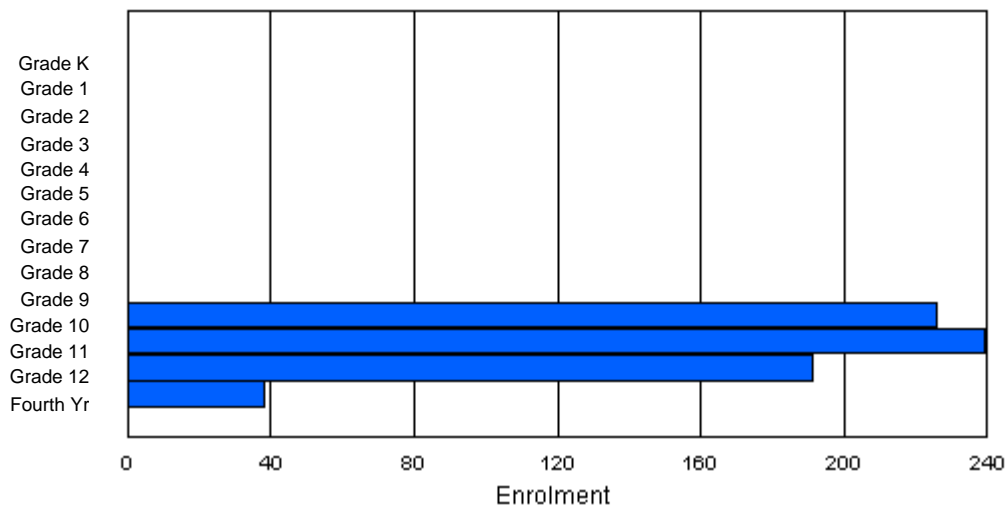
Enrolment By Age and Gender

Gender	Age																Total
	5	6	7	8	9	10	11	12	13	14	15	16	17	18	19	20>	
Male	0	0	0	0	0	0	0	0	0	1	84	108	108	33	4	0	338
Female	0	0	0	0	0	0	0	0	0	0	104	128	98	21	5	0	356
Total	0	0	0	0	0	0	0	0	0	1	188	236	206	54	9	0	694

Enrolment By Grade and Gender

Gender	Grade														Total
	K	1	2	3	4	5	6	7	8	9	10	11	12	4th	
Male	0	0	0	0	0	0	0	0	0	0	107	114	96	21	338
Female	0	0	0	0	0	0	0	0	0	0	119	125	95	17	356
Total	0	0	0	0	0	0	0	0	0	0	226	239	191	38	694

Enrolment By Grade
For 313



* Data from the 2006-2007 AGR(Enrolment/Age as of the last day in Sept./Dec.)

** Newfoundland Statistics Classification System

*** May include itinerant teachers

District 4 - Eastern

#315 - St. Peter's Junior High School, Mount Pearl

Classification: Urban Community/Avalon Region**
Offers Distance Education: No

Grades: 7-9 Number of Grades: 3

[School FTE PTR : 17.1](#)
[District FTE PTR : 14.1](#)
[Provincial FTE PTR : 13.1](#)

[FTE Teachers](#) *** : 36.6

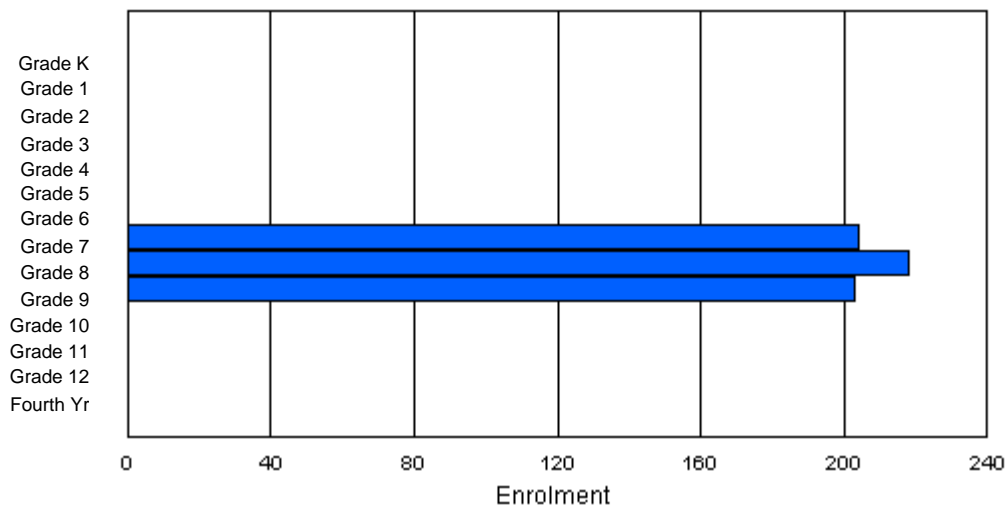
Enrolment By Age and Gender

Gender	Age																Total
	5	6	7	8	9	10	11	12	13	14	15	16	17	18	19	20>	
Male	0	0	0	0	0	0	0	82	107	104	20	1	0	0	0	0	314
Female	0	0	0	0	0	0	0	106	101	94	10	0	0	0	0	0	311
Total	0	0	0	0	0	0	0	188	208	198	30	1	0	0	0	0	625

Enrolment By Grade and Gender

Gender	Grade														Total
	K	1	2	3	4	5	6	7	8	9	10	11	12	4th	
Male	0	0	0	0	0	0	0	93	114	107	0	0	0	0	314
Female	0	0	0	0	0	0	0	111	104	96	0	0	0	0	311
Total	0	0	0	0	0	0	0	204	218	203	0	0	0	0	625

Enrolment By Grade
For 315



* Data from the 2006-2007 AGR(Enrolment/Age as of the last day in Sept./Dec.)

** Newfoundland Statistics Classification System

*** May include itinerant teachers

District 4 - Eastern

#316 - St. Peter's Elementary, Mount Pearl

Classification: Urban Community/Avalon Region**
Offers Distance Education: No

Grades: K-6

Number of Grades: 7

[School FTE PTR : 15.5](#)

[District FTE PTR : 14.1](#)

[Provincial FTE PTR : 13.1](#)

[FTE Teachers](#) *** : 43.5

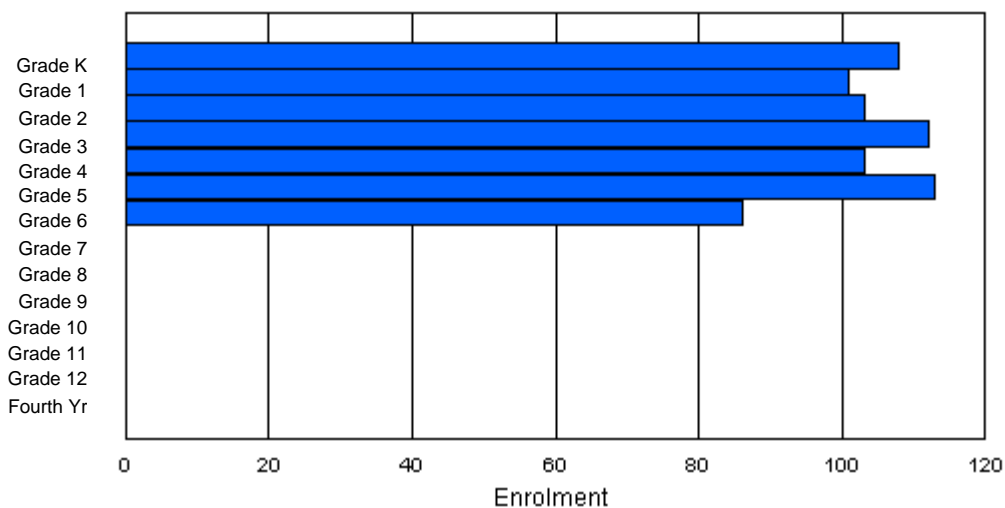
Enrolment By Age and Gender

Gender	Age																Total
	5	6	7	8	9	10	11	12	13	14	15	16	17	18	19	20>	
Male	38	62	54	62	46	49	45	3	0	0	0	0	0	0	0	0	359
Female	50	56	45	52	58	60	43	3	0	0	0	0	0	0	0	0	367
Total	88	118	99	114	104	109	88	6	0	0	0	0	0	0	0	0	726

Enrolment By Grade and Gender

Gender	Grade														Total
	K	1	2	3	4	5	6	7	8	9	10	11	12	4th	
Male	45	57	55	58	49	51	44	0	0	0	0	0	0	0	359
Female	63	44	48	54	54	62	42	0	0	0	0	0	0	0	367
Total	108	101	103	112	103	113	86	0	0	0	0	0	0	0	726

Enrolment By Grade
For 316



* Data from the 2006-2007 AGR(Enrolment/Age as of the last day in Sept./Dec.)

** Newfoundland Statistics Classification System

*** May include itinerant teachers

District 4 - Eastern

#317 - St. Francis of Assisi, Logy Bay/Middle Cove/Outer Cove

Classification: Urban Community/Avalon Region**
Offers Distance Education: No

Grades: K-6

Number of Grades: 7

[School FTE PTR : 14.0](#)

[District FTE PTR : 14.1](#)

[Provincial FTE PTR : 13.1](#)

[FTE Teachers](#) *** : 13.3

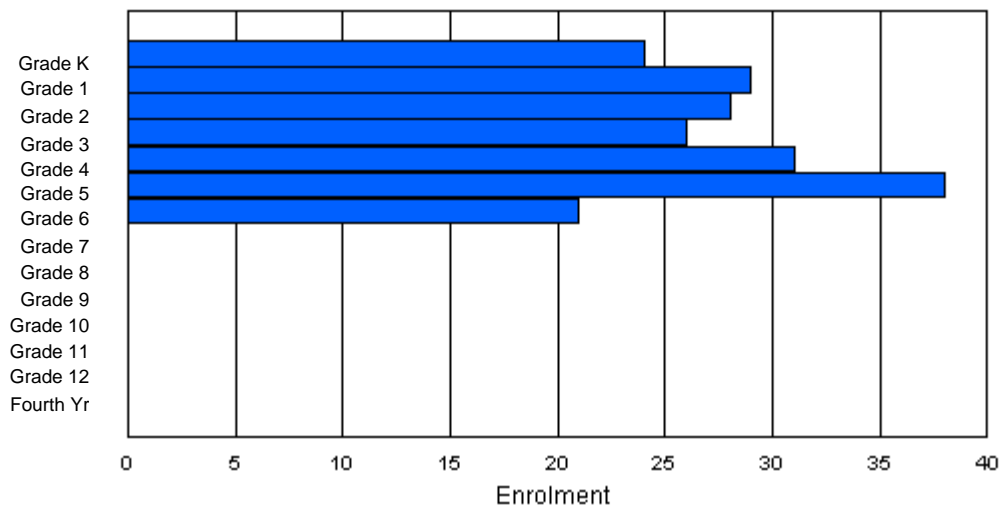
Enrolment By Age and Gender

Gender	Age																Total
	5	6	7	8	9	10	11	12	13	14	15	16	17	18	19	20>	
Male	10	14	15	13	19	18	12	0	0	0	0	0	0	0	0	0	101
Female	14	15	13	11	14	19	9	0	1	0	0	0	0	0	0	0	96
Total	24	29	28	24	33	37	21	0	1	0	0	0	0	0	0	197	

Enrolment By Grade and Gender

Gender	Grade														Total
	K	1	2	3	4	5	6	7	8	9	10	11	12	4th	
Male	10	14	14	16	17	19	11	0	0	0	0	0	0	0	101
Female	14	15	14	10	14	19	10	0	0	0	0	0	0	0	96
Total	24	29	28	26	31	38	21	0	0	0	0	0	0	0	197

Enrolment By Grade
For 317



* Data from the 2006-2007 AGR(Enrolment/Age as of the last day in Sept./Dec.)

** Newfoundland Statistics Classification System

*** May include itinerant teachers

District 4 - Eastern

#318 - Holy Family School, Paradise

Classification: Urban Community/Avalon Region**
Offers Distance Education: No

Grades: K-6

Number of Grades: 7

[School FTE PTR : 15.1](#)

[District FTE PTR : 14.1](#)

[Provincial FTE PTR : 13.1](#)

[FTE Teachers](#) *** : 30.5

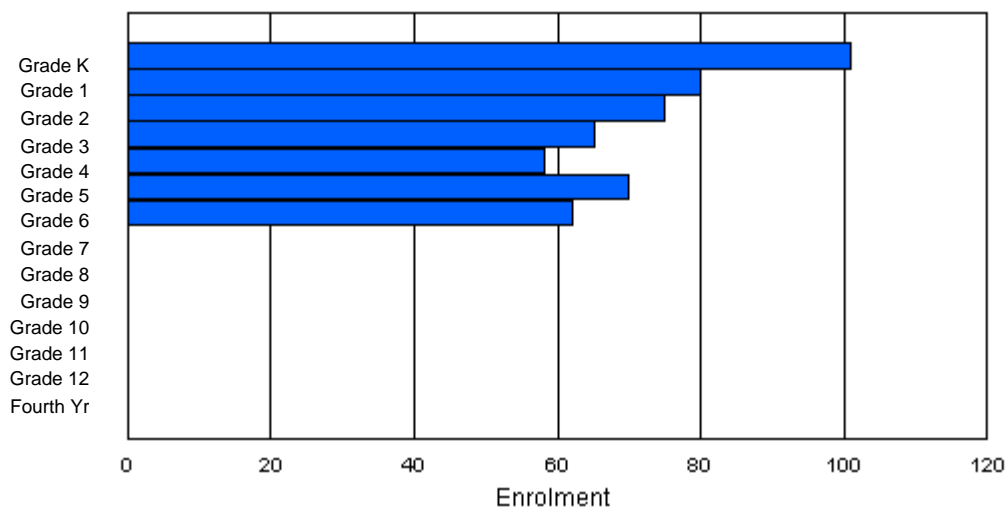
Enrolment By Age and Gender

Gender	Age																Total
	5	6	7	8	9	10	11	12	13	14	15	16	17	18	19	20>	
Male	40	43	41	37	32	37	34	0	0	0	0	0	0	0	0	0	264
Female	58	38	33	30	27	30	31	0	0	0	0	0	0	0	0	0	247
Total	98	81	74	67	59	67	65	0	0	0	0	0	0	0	0	0	511

Enrolment By Grade and Gender

Gender	Grade														Total
	K	1	2	3	4	5	6	7	8	9	10	11	12	4th	
Male	42	43	41	37	30	38	33	0	0	0	0	0	0	0	264
Female	59	37	34	28	28	32	29	0	0	0	0	0	0	0	247
Total	101	80	75	65	58	70	62	0	0	0	0	0	0	0	511

Enrolment By Grade
For 318



* Data from the 2006-2007 AGR(Enrolment/Age as of the last day in Sept./Dec.)

** Newfoundland Statistics Classification System

*** May include itinerant teachers

District 4 - Eastern

#319 - Paradise Elementary, Paradise

Grades: K-6

Number of Grades: 7

[FTE Teachers](#) *** : 33.8

Classification: Urban Community/Avalon Region**

Offers Distance Education: No

[School FTE PTR : 16.3](#)

[District FTE PTR : 14.1](#)

[Provincial FTE PTR : 13.1](#)

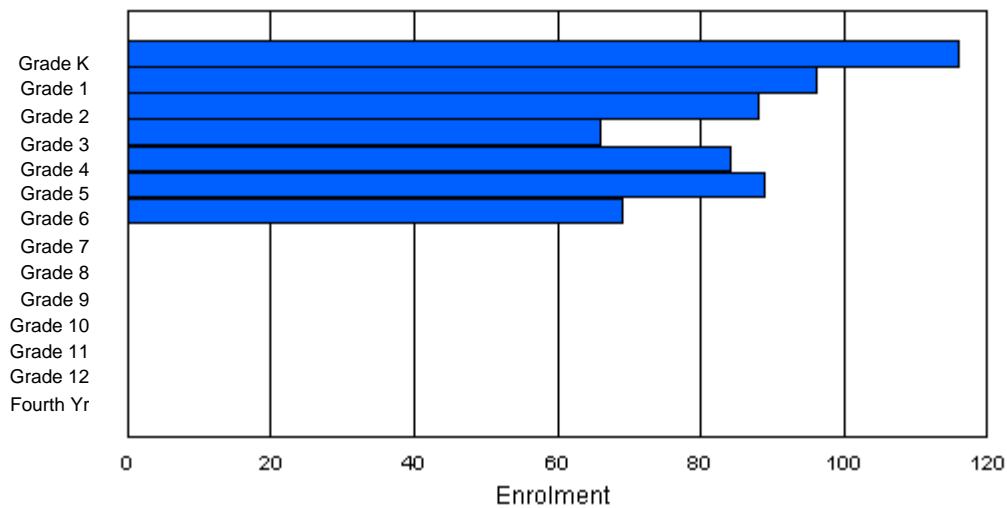
Enrolment By Age and Gender

Gender	Age																Total
	5	6	7	8	9	10	11	12	13	14	15	16	17	18	19	20>	
Male	58	51	43	31	42	46	38	0	0	0	0	0	0	0	0	0	309
Female	56	42	47	34	42	43	35	0	0	0	0	0	0	0	0	0	299
Total	114	93	90	65	84	89	73	0	0	0	0	0	0	0	0	0	608

Enrolment By Grade and Gender

Gender	Grade														Total
	K	1	2	3	4	5	6	7	8	9	10	11	12	4th	
Male	60	51	42	33	41	46	36	0	0	0	0	0	0	0	309
Female	56	45	46	33	43	43	33	0	0	0	0	0	0	0	299
Total	116	96	88	66	84	89	69	0	0	0	0	0	0	0	608

Enrolment By Grade
For 319



* Data from the 2006-2007 AGR(Enrolment/Age as of the last day in Sept./Dec.)

** Newfoundland Statistics Classification System

*** May include itinerant teachers

District 4 - Eastern

#320 - Beachy Cove Elementary, Portugal Cove - St. Philip's

Classification: Urban Community/Avalon Region**
Offers Distance Education: No

Grades: K-6

Number of Grades: 7

[School FTE PTR : 16.1](#)

[District FTE PTR : 14.1](#)

[Provincial FTE PTR : 13.1](#)

[FTE Teachers](#) *** : 31.0

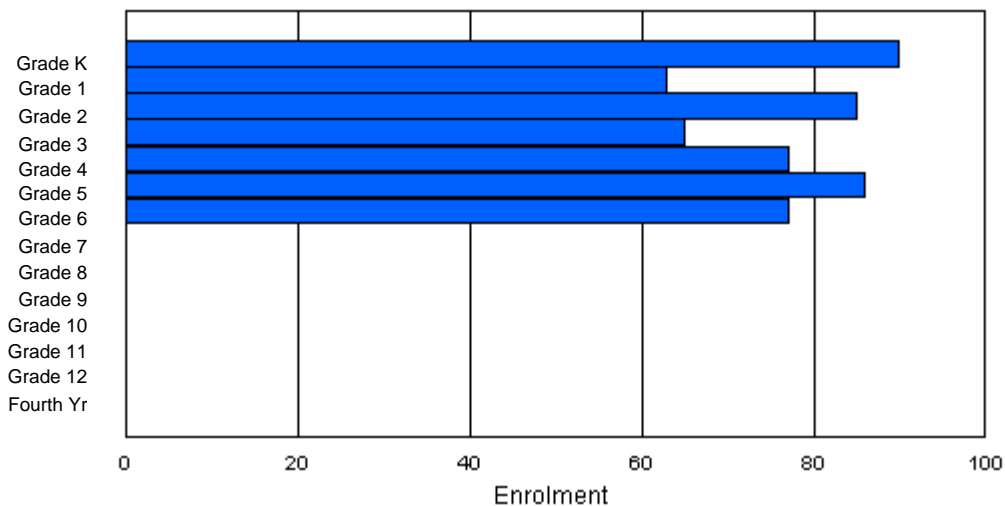
Enrolment By Age and Gender

Gender	Age																Total
	5	6	7	8	9	10	11	12	13	14	15	16	17	18	19	20>	
Male	52	32	48	30	40	49	47	4	0	0	0	0	0	0	0	0	302
Female	36	32	37	33	31	41	30	1	0	0	0	0	0	0	0	0	241
Total	88	64	85	63	71	90	77	5	0	0	0	0	0	0	0	0	543

Enrolment By Grade and Gender

Gender	Grade														Total
	K	1	2	3	4	5	6	7	8	9	10	11	12	4th	
Male	53	32	47	33	44	46	47	0	0	0	0	0	0	0	302
Female	37	31	38	32	33	40	30	0	0	0	0	0	0	0	241
Total	90	63	85	65	77	86	77	0	0	0	0	0	0	0	543

Enrolment By Grade
For 320



* Data from the 2006-2007 AGR(Enrolment/Age as of the last day in Sept./Dec.)

** Newfoundland Statistics Classification System

*** May include itinerant teachers

District 4 - Eastern

#324 - Beaconsfield Junior High, St. John's

Classification: Urban Community/Avalon Region**
Offers Distance Education: No

Grades: 7-9 Number of Grades: 3

[School FTE PTR : 16.2](#)
[District FTE PTR : 14.1](#)
[Provincial FTE PTR : 13.1](#)

[FTE Teachers](#) *** : 33.3

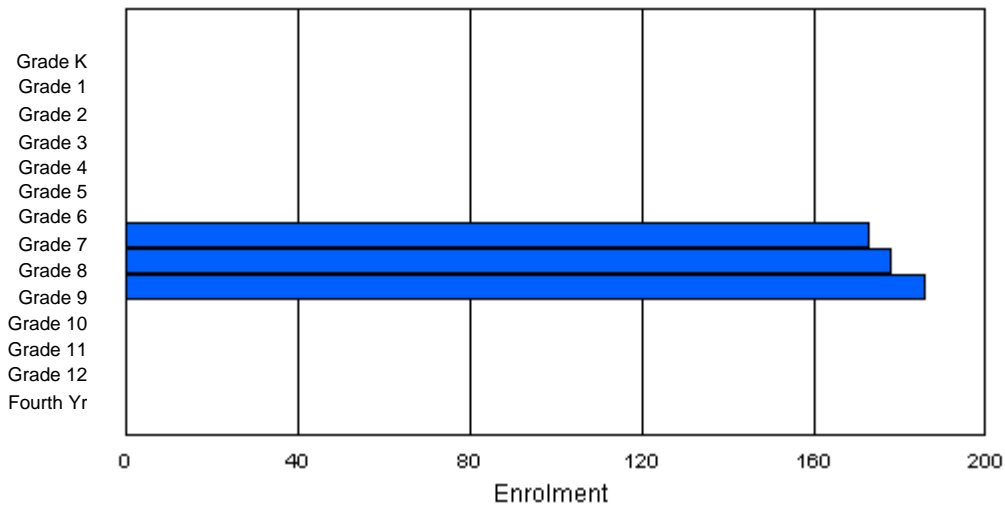
Enrolment By Age and Gender

Gender	Age																Total
	5	6	7	8	9	10	11	12	13	14	15	16	17	18	19	20>	
Male	0	0	1	0	0	0	0	94	80	104	12	3	0	0	0	0	294
Female	0	0	0	2	0	0	1	64	87	81	7	1	0	0	0	0	243
Total	0	0	1	2	0	0	1	158	167	185	19	4	0	0	0	0	537

Enrolment By Grade and Gender

Gender	Grade														Total
	K	1	2	3	4	5	6	7	8	9	10	11	12	4th	
Male	0	0	0	0	0	0	0	102	90	102	0	0	0	0	294
Female	0	0	0	0	0	0	0	71	88	84	0	0	0	0	243
Total	0	0	0	0	0	0	0	173	178	186	0	0	0	0	537

Enrolment By Grade
For 324



* Data from the 2006-2007 AGR(Enrolment/Age as of the last day in Sept./Dec.)

** Newfoundland Statistics Classification System

*** May include itinerant teachers

District 4 - Eastern

#325 - Bishop Abraham Elementary, St. John's

Classification: Urban Community/Avalon Region**
Offers Distance Education: No

Grades: K-6 Number of Grades: 7

[School FTE PTR : 9.5](#)
[District FTE PTR : 14.1](#)
[Provincial FTE PTR : 13.1](#)

[FTE Teachers](#) *** : 19.4

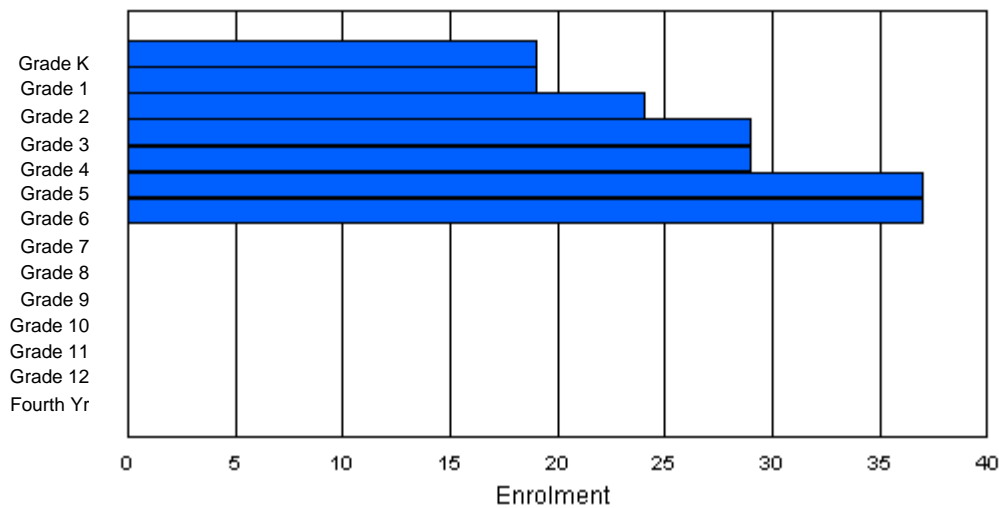
Enrolment By Age and Gender

Gender	Age																Total
	5	6	7	8	9	10	11	12	13	14	15	16	17	18	19	20>	
Male	8	10	10	14	21	14	19	2	0	0	0	0	0	0	0	0	98
Female	10	9	12	13	10	19	20	3	0	0	0	0	0	0	0	0	96
Total	18	19	22	27	31	33	39	5	0	0	0	0	0	0	0	0	194

Enrolment By Grade and Gender

Gender	Grade														Total
	K	1	2	3	4	5	6	7	8	9	10	11	12	4th	
Male	8	11	11	17	17	18	16	0	0	0	0	0	0	0	98
Female	11	8	13	12	12	19	21	0	0	0	0	0	0	0	96
Total	19	19	24	29	29	37	37	0	0	0	0	0	0	0	194

Enrolment By Grade
For 325



* Data from the 2006-2007 AGR(Enrolment/Age as of the last day in Sept./Dec.)

** Newfoundland Statistics Classification System

*** May include itinerant teachers

District 4 - Eastern

#326 - Bishop Feild Elementary, St. John's

Grades: K-6

Number of Grades: 7

[FTE Teachers](#) *** : 21.2

Classification: Urban Community/Avalon Region**

Offers Distance Education: No

[School FTE PTR : 12.1](#)

[District FTE PTR : 14.1](#)

[Provincial FTE PTR : 13.1](#)

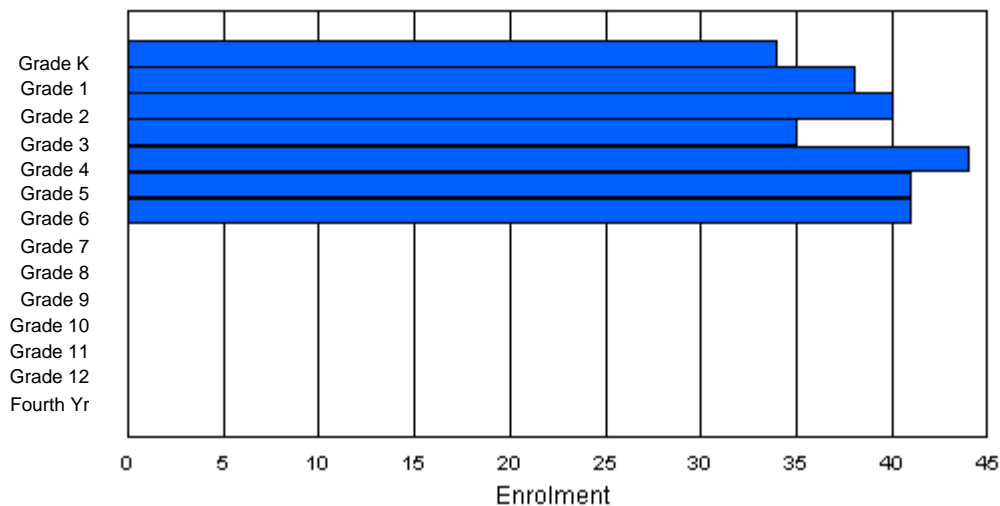
Enrolment By Age and Gender

Gender	Age																Total
	5	6	7	8	9	10	11	12	13	14	15	16	17	18	19	20>	
Male	15	20	21	19	19	16	19	0	0	0	0	0	0	0	0	0	129
Female	18	18	19	14	25	24	23	2	1	0	0	0	0	0	0	0	144
Total	33	38	40	33	44	40	42	2	1	0	0	0	0	0	0	0	273

Enrolment By Grade and Gender

Gender	Grade														Total
	K	1	2	3	4	5	6	7	8	9	10	11	12	4th	
Male	16	19	22	19	19	19	15	0	0	0	0	0	0	0	129
Female	18	19	18	16	25	22	26	0	0	0	0	0	0	0	144
Total	34	38	40	35	44	41	41	0	0	0	0	0	0	0	273

Enrolment By Grade
For 326



* Data from the 2006-2007 AGR(Enrolment/Age as of the last day in Sept./Dec.)

** Newfoundland Statistics Classification System

*** May include itinerant teachers

District 4 - Eastern

#327 - Bishops College, St. John's

Classification: Urban Community/Avalon Region**
Offers Distance Education: No

Grades: 10-12

Number of Grades: 3

[School FTE PTR : 17.5](#)

[District FTE PTR : 14.1](#)

[Provincial FTE PTR : 13.1](#)

[FTE Teachers](#) *** : 33.8

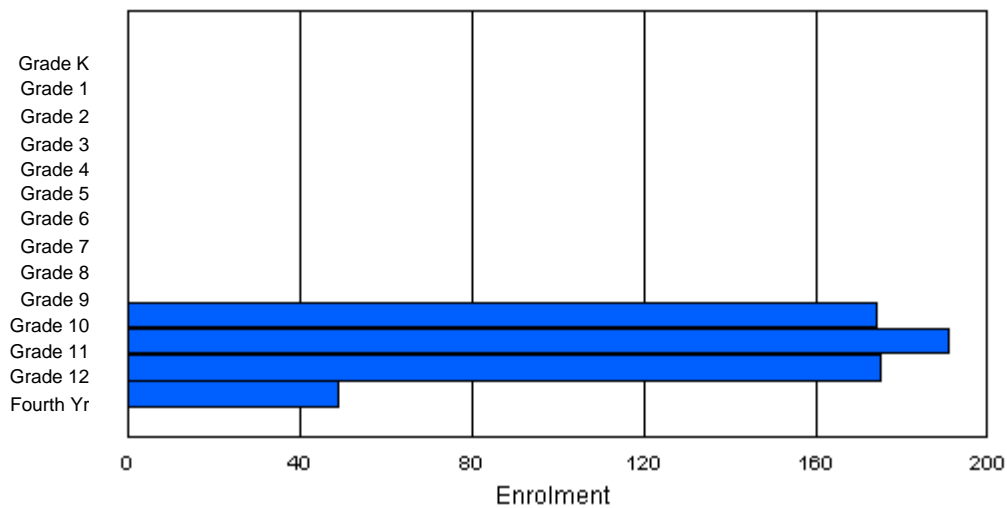
Enrolment By Age and Gender

Gender	Age																	Total
	5	6	7	8	9	10	11	12	13	14	15	16	17	18	19	20>		
Male	0	0	0	0	0	0	0	0	0	0	71	97	86	38	10	2	304	
Female	0	0	0	0	0	0	0	0	0	1	70	95	99	14	6	0	285	
Total	0	0	0	0	0	0	0	0	0	1	141	192	185	52	16	2	589	

Enrolment By Grade and Gender

Gender	Grade														Total
	K	1	2	3	4	5	6	7	8	9	10	11	12	4th	
Male	0	0	0	0	0	0	0	0	0	0	91	99	77	37	304
Female	0	0	0	0	0	0	0	0	0	0	83	92	98	12	285
Total	0	0	0	0	0	0	0	0	0	0	174	191	175	49	589

Enrolment By Grade
For 327



* Data from the 2006-2007 AGR(Enrolment/Age as of the last day in Sept./Dec.)

** Newfoundland Statistics Classification System

*** May include itinerant teachers

District 4 - Eastern

#328 - Booth Memorial High School, St. John's

Grades: 10-12

Number of Grades: 3

[FTE Teachers](#) *** : 32.5

Classification: Urban Community/Avalon Region**
Offers Distance Education: No

[School FTE PTR : 17.6](#)

[District FTE PTR : 14.1](#)

[Provincial FTE PTR : 13.1](#)

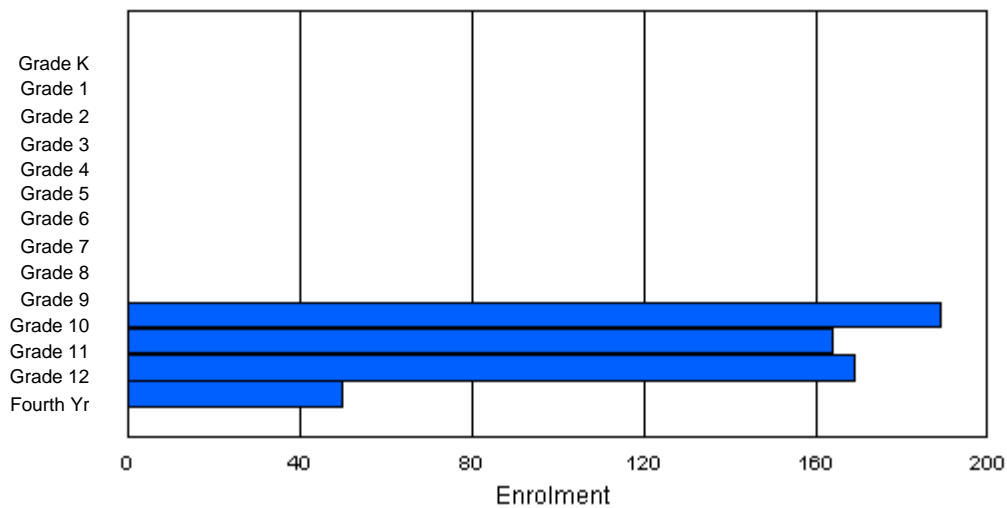
Enrolment By Age and Gender

Gender	Age																Total
	5	6	7	8	9	10	11	12	13	14	15	16	17	18	19	20>	
Male	0	0	0	0	0	0	0	0	0	0	72	74	76	45	10	2	279
Female	0	0	0	0	0	0	0	0	0	0	77	99	81	30	4	2	293
Total	0	0	0	0	0	0	0	0	0	0	149	173	157	75	14	4	572

Enrolment By Grade and Gender

Gender	Grade														Total
	K	1	2	3	4	5	6	7	8	9	10	11	12	4th	
Male	0	0	0	0	0	0	0	0	0	0	96	70	81	32	279
Female	0	0	0	0	0	0	0	0	0	0	93	94	88	18	293
Total	0	0	0	0	0	0	0	0	0	0	189	164	169	50	572

Enrolment By Grade
For 328



* Data from the 2006-2007 AGR(Enrolment/Age as of the last day in Sept./Dec.)

** Newfoundland Statistics Classification System

*** May include itinerant teachers

District 4 - Eastern

#330 - Brother Rice Junior High, St. John's

Classification: Urban Community/Avalon Region**
Offers Distance Education: No

Grades: 7-9

Number of Grades: 3

[School FTE PTR : 15.6](#)

[District FTE PTR : 14.1](#)

[Provincial FTE PTR : 13.1](#)

[FTE Teachers](#) *** : 35.8

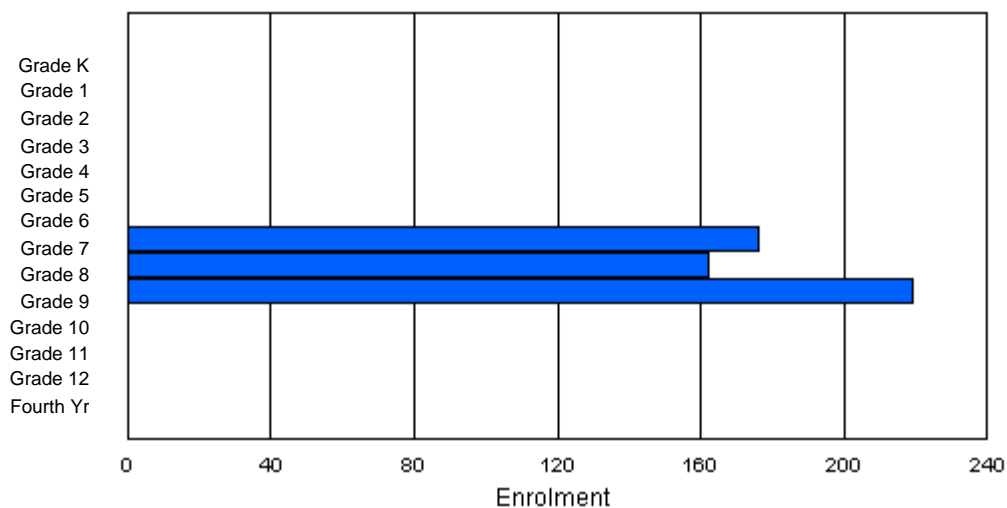
Enrolment By Age and Gender

Gender	Age																Total
	5	6	7	8	9	10	11	12	13	14	15	16	17	18	19	20>	
Male	0	0	0	0	0	0	0	72	73	91	18	1	0	0	0	0	255
Female	0	0	0	0	0	0	0	91	80	114	14	3	0	0	0	0	302
Total	0	0	0	0	0	0	0	163	153	205	32	4	0	0	0	0	557

Enrolment By Grade and Gender

Gender	Grade														Total
	K	1	2	3	4	5	6	7	8	9	10	11	12	4th	
Male	0	0	0	0	0	0	0	82	77	96	0	0	0	0	255
Female	0	0	0	0	0	0	0	94	85	123	0	0	0	0	302
Total	0	0	0	0	0	0	0	176	162	219	0	0	0	0	557

Enrolment By Grade
For 330



* Data from the 2006-2007 AGR(Enrolment/Age as of the last day in Sept./Dec.)

** Newfoundland Statistics Classification System

*** May include itinerant teachers

District 4 - Eastern

#331 - Cowan Heights Elementary School, St. John's

Classification: Urban Community/Avalon Region**
Offers Distance Education: No

Grades: K-6

Number of Grades: 7

[School FTE PTR : 13.9](#)

[District FTE PTR : 14.1](#)

[Provincial FTE PTR : 13.1](#)

[FTE Teachers](#) *** : 28.0

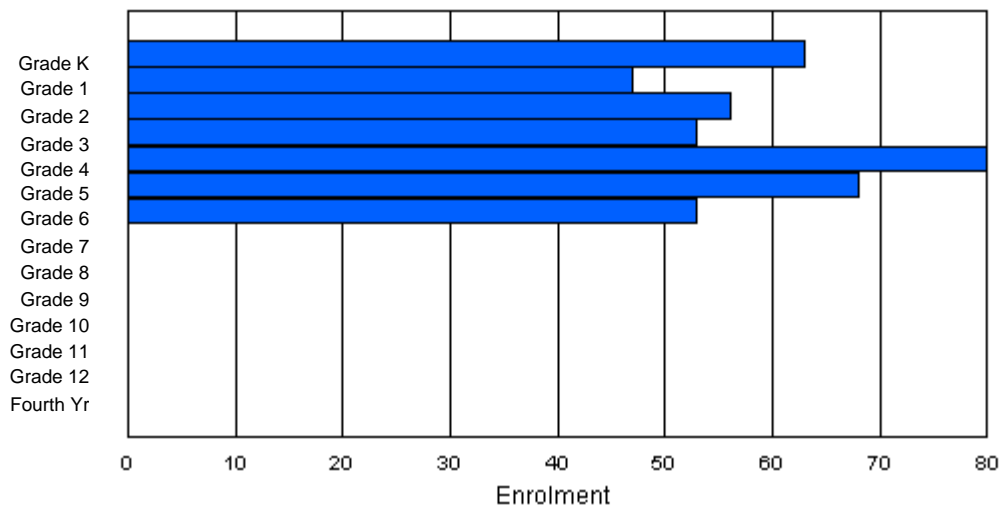
Enrolment By Age and Gender

Gender	Age																Total
	5	6	7	8	9	10	11	12	13	14	15	16	17	18	19	20>	
Male	35	22	25	21	39	28	30	3	0	0	0	0	0	0	0	0	203
Female	26	25	33	32	37	43	21	0	0	0	0	0	0	0	0	0	217
Total	61	47	58	53	76	71	51	3	0	0	0	0	0	0	0	0	420

Enrolment By Grade and Gender

Gender	Grade														Total
	K	1	2	3	4	5	6	7	8	9	10	11	12	4th	
Male	37	22	23	21	41	27	32	0	0	0	0	0	0	0	203
Female	26	25	33	32	39	41	21	0	0	0	0	0	0	0	217
Total	63	47	56	53	80	68	53	0	0	0	0	0	0	0	420

Enrolment By Grade
For 331



* Data from the 2006-2007 AGR(Enrolment/Age as of the last day in Sept./Dec.)

** Newfoundland Statistics Classification System

*** May include itinerant teachers

District 4 - Eastern

#334 - Larkhall Academy, St. John's

Classification: Urban Community/Avalon Region**
Offers Distance Education: No

Grades: K-6

Number of Grades: 7

[School FTE PTR : 14.4](#)

[District FTE PTR : 14.1](#)

[Provincial FTE PTR : 13.1](#)

[FTE Teachers](#) *** : 22.7

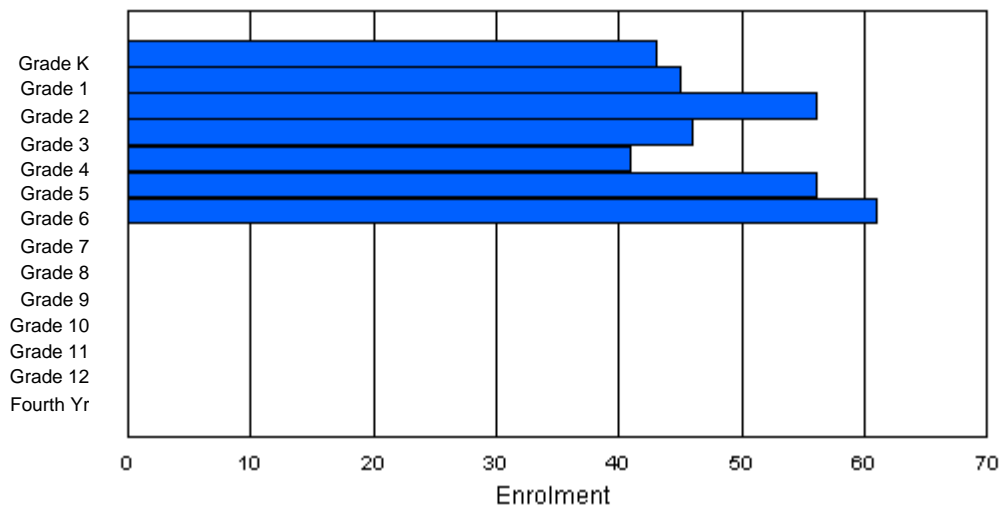
Enrolment By Age and Gender

Gender	Age																Total
	5	6	7	8	9	10	11	12	13	14	15	16	17	18	19	20>	
Male	25	21	23	26	25	28	29	3	0	0	0	0	0	0	0	0	180
Female	17	21	32	21	17	26	30	4	0	0	0	0	0	0	0	0	168
Total	42	42	55	47	42	54	59	7	0	0	0	0	0	0	0	348	

Enrolment By Grade and Gender

Gender	Grade														Total
	K	1	2	3	4	5	6	7	8	9	10	11	12	4th	
Male	26	24	23	26	23	27	31	0	0	0	0	0	0	0	180
Female	17	21	33	20	18	29	30	0	0	0	0	0	0	0	168
Total	43	45	56	46	41	56	61	0	0	0	0	0	0	0	348

Enrolment By Grade
For 334



* Data from the 2006-2007 AGR(Enrolment/Age as of the last day in Sept./Dec.)

** Newfoundland Statistics Classification System

*** May include itinerant teachers

District 4 - Eastern

#335 - Leary's Brook Junior High, St. John's

Classification: Urban Community/Avalon Region**
Offers Distance Education: No

Grades: 7-9 Number of Grades: 3

[School FTE PTR : 16.6](#)
[District FTE PTR : 14.1](#)
[Provincial FTE PTR : 13.1](#)

[FTE Teachers](#) *** : 24.0

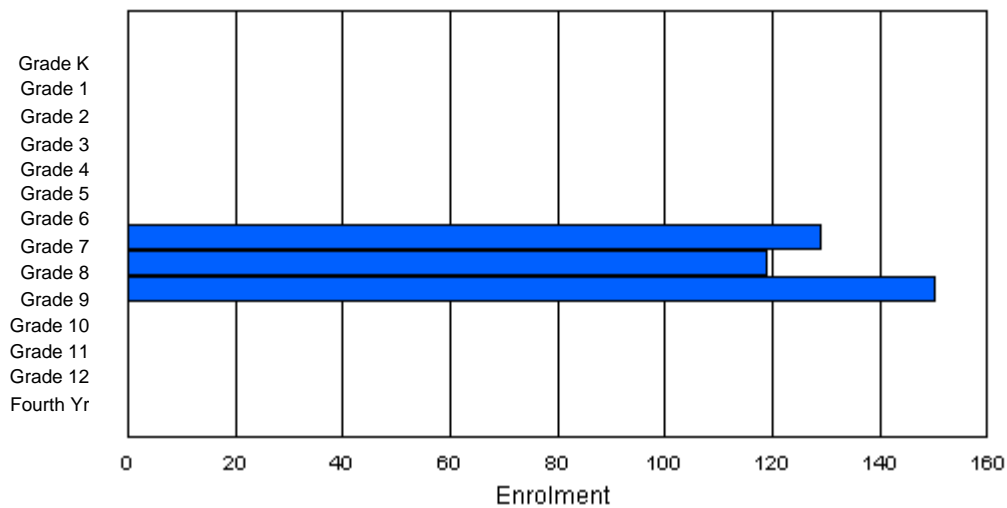
Enrolment By Age and Gender

Gender	Age																Total
	5	6	7	8	9	10	11	12	13	14	15	16	17	18	19	20>	
Male	0	0	0	0	0	0	0	56	65	74	15	1	0	0	0	0	211
Female	0	0	0	0	0	0	0	59	51	68	9	0	0	0	0	0	187
Total	0	0	0	0	0	0	0	115	116	142	24	1	0	0	0	0	398

Enrolment By Grade and Gender

Gender	Grade														Total
	K	1	2	3	4	5	6	7	8	9	10	11	12	4th	
Male	0	0	0	0	0	0	0	66	66	79	0	0	0	0	211
Female	0	0	0	0	0	0	0	63	53	71	0	0	0	0	187
Total	0	0	0	0	0	0	0	129	119	150	0	0	0	0	398

Enrolment By Grade
For 335



* Data from the 2006-2007 AGR(Enrolment/Age as of the last day in Sept./Dec.)

** Newfoundland Statistics Classification System

*** May include itinerant teachers

District 4 - Eastern

#336 - Gonzaga High School, St. John's

Grades: 10-12

Number of Grades: 3

[FTE Teachers](#) *** : 41.5

Classification: Urban Community/Avalon Region**

Offers Distance Education: No

[School FTE PTR : 18.7](#)

[District FTE PTR : 14.1](#)

[Provincial FTE PTR : 13.1](#)

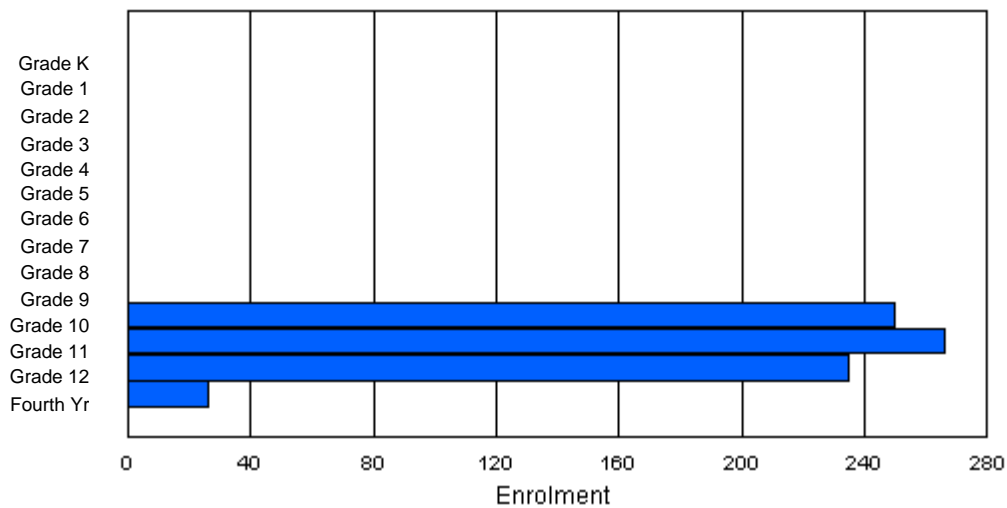
Enrolment By Age and Gender

Gender	Age																	Total
	5	6	7	8	9	10	11	12	13	14	15	16	17	18	19	20>		
Male	0	0	0	0	0	0	0	0	0	1	106	162	124	32	5	0	430	
Female	0	0	0	0	0	0	0	0	0	0	109	109	120	9	0	0	347	
Total	0	0	0	0	0	0	0	0	0	1	215	271	244	41	5	0	777	

Enrolment By Grade and Gender

Gender	Grade															Total
	K	1	2	3	4	5	6	7	8	9	10	11	12	4th		
Male	0	0	0	0	0	0	0	0	0	0	133	157	120	20	430	
Female	0	0	0	0	0	0	0	0	0	0	117	109	115	6	347	
Total	0	0	0	0	0	0	0	0	0	0	250	266	235	26	777	

Enrolment By Grade
For 336



* Data from the 2006-2007 AGR(Enrolment/Age as of the last day in Sept./Dec.)

** Newfoundland Statistics Classification System

*** May include itinerant teachers

District 4 - Eastern

#337 - Goulds Elementary, St. John's (Goulds)

Classification: Urban Community/Avalon Region**
Offers Distance Education: No

Grades: K-6

Number of Grades: 7

[School FTE PTR : 16.2](#)

[District FTE PTR : 14.1](#)

[Provincial FTE PTR : 13.1](#)

[FTE Teachers](#) *** : 36.7

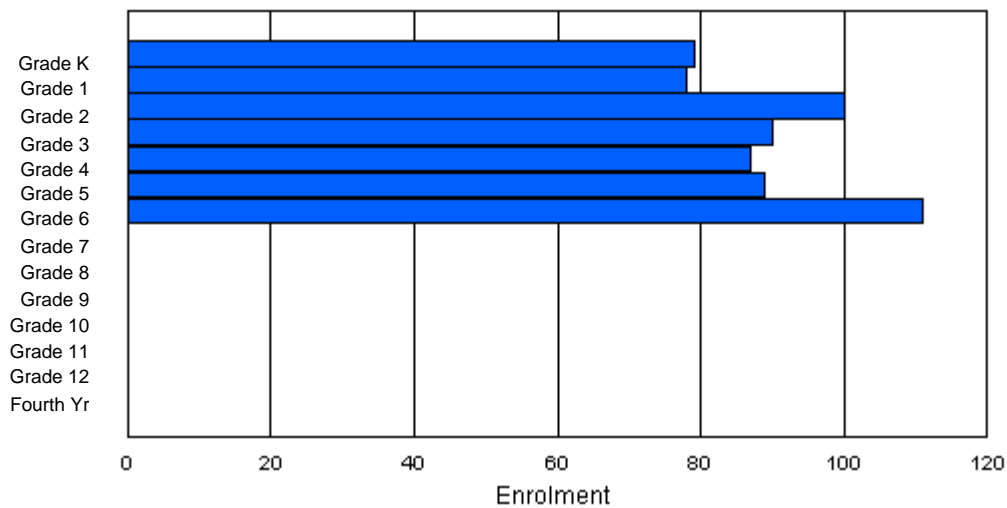
Enrolment By Age and Gender

Gender	Age																Total
	5	6	7	8	9	10	11	12	13	14	15	16	17	18	19	20>	
Male	45	51	47	50	45	49	51	6	0	0	0	0	0	0	0	0	344
Female	32	29	51	39	42	39	57	1	0	0	0	0	0	0	0	0	290
Total	77	80	98	89	87	88	108	7	0	0	0	0	0	0	0	0	634

Enrolment By Grade and Gender

Gender	Grade														Total
	K	1	2	3	4	5	6	7	8	9	10	11	12	4th	
Male	47	49	49	51	43	52	53	0	0	0	0	0	0	0	344
Female	32	29	51	39	44	37	58	0	0	0	0	0	0	0	290
Total	79	78	100	90	87	89	111	0	0	0	0	0	0	0	634

Enrolment By Grade
For 337



* Data from the 2006-2007 AGR(Enrolment/Age as of the last day in Sept./Dec.)

** Newfoundland Statistics Classification System

*** May include itinerant teachers

District 4 - Eastern

#339 - Holy Cross Elementary, St. John's

Classification: Urban Community/Avalon Region**
Offers Distance Education: No

Grades: K-6

Number of Grades: 7

[School FTE PTR : 10.7](#)

[District FTE PTR : 14.1](#)

[Provincial FTE PTR : 13.1](#)

[FTE Teachers](#) *** : 18.3

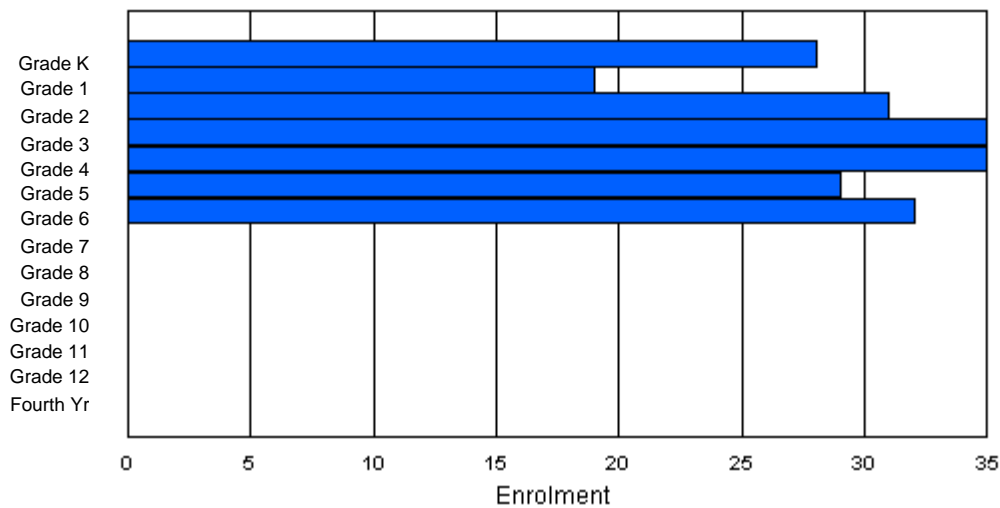
Enrolment By Age and Gender

Gender	Age																Total
	5	6	7	8	9	10	11	12	13	14	15	16	17	18	19	20>	
Male	15	10	18	15	16	21	16	3	0	0	0	0	0	0	0	0	114
Female	12	10	11	20	14	11	16	1	0	0	0	0	0	0	0	0	95
Total	27	20	29	35	30	32	32	4	0	0	0	0	0	0	0	209	

Enrolment By Grade and Gender

Gender	Grade														Total
	K	1	2	3	4	5	6	7	8	9	10	11	12	4th	
Male	16	9	19	16	20	17	17	0	0	0	0	0	0	0	114
Female	12	10	12	19	15	12	15	0	0	0	0	0	0	0	95
Total	28	19	31	35	35	29	32	0	0	0	0	0	0	0	209

Enrolment By Grade
For 339



* Data from the 2006-2007 AGR(Enrolment/Age as of the last day in Sept./Dec.)

** Newfoundland Statistics Classification System

*** May include itinerant teachers

District 4 - Eastern

#340 - Holy Heart High School, St. John's

Classification: Urban Community/Avalon Region**
Offers Distance Education: No

Grades: 10-12

Number of Grades: 3

[School FTE PTR : 16.6](#)

[District FTE PTR : 14.1](#)

[Provincial FTE PTR : 13.1](#)

[FTE Teachers](#) *** : 60.5

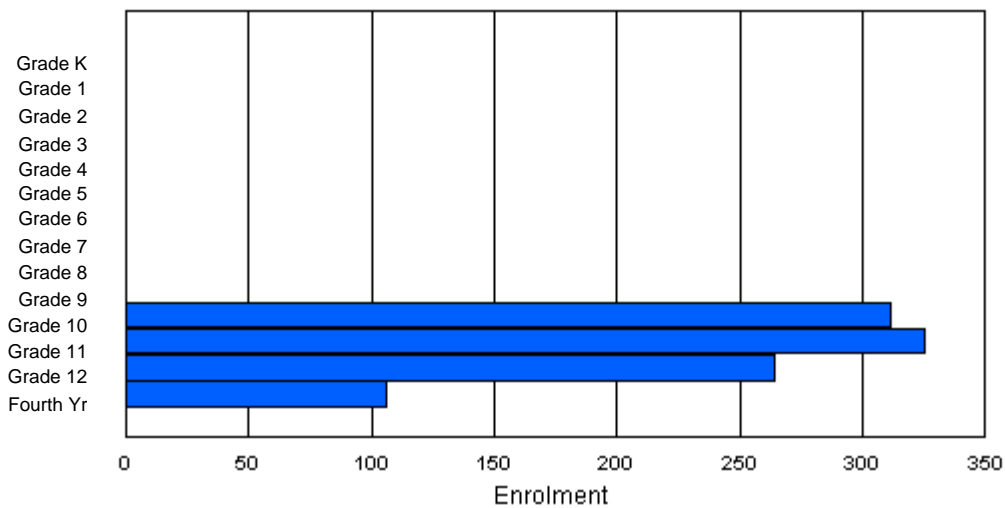
Enrolment By Age and Gender

Gender	Age																	Total
	5	6	7	8	9	10	11	12	13	14	15	16	17	18	19	20>		
Male	0	0	0	0	0	0	0	0	0	1	119	153	125	54	20	7	479	
Female	0	0	0	0	0	0	0	0	1	4	153	158	153	42	12	4	527	
Total	0	0	0	0	0	0	0	0	1	5	272	311	278	96	32	11	1,006	

Enrolment By Grade and Gender

Gender	Grade															Total
	K	1	2	3	4	5	6	7	8	9	10	11	12	4th		
Male	0	0	0	0	0	0	0	0	0	0	143	157	122	57	479	
Female	0	0	0	0	0	0	0	0	0	0	168	168	142	49	527	
Total	0	0	0	0	0	0	0	0	0	0	311	325	264	106	1,006	

Enrolment By Grade
For 340



* Data from the 2006-2007 AGR(Enrolment/Age as of the last day in Sept./Dec.)

** Newfoundland Statistics Classification System

*** May include itinerant teachers

District 4 - Eastern

#341 - I.J. Samson Junior High, St. John's

Classification: Urban Community/Avalon Region**
Offers Distance Education: No

Grades: 7-9

Number of Grades: 3

[School FTE PTR : 14.6](#)

[District FTE PTR : 14.1](#)

[Provincial FTE PTR : 13.1](#)

[FTE Teachers](#) *** : 20.0

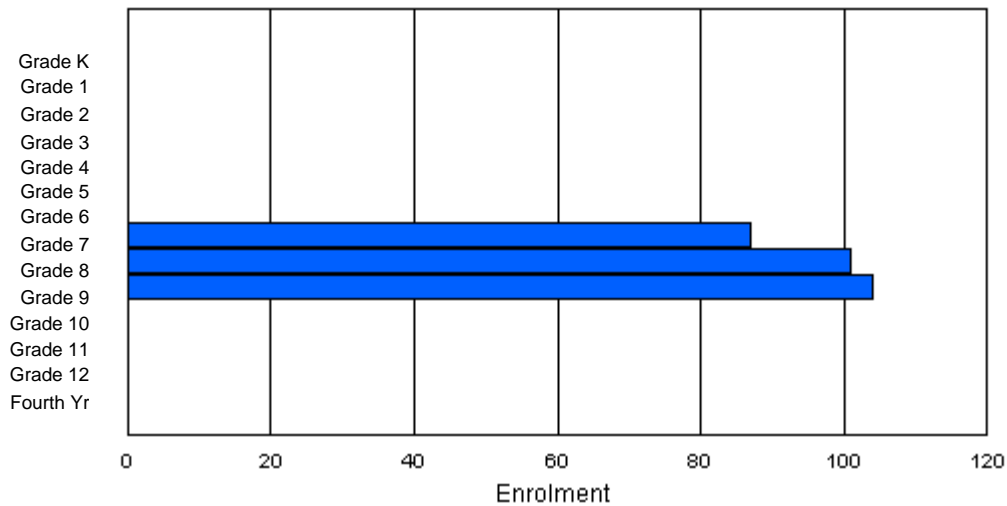
Enrolment By Age and Gender

Gender	Age																Total
	5	6	7	8	9	10	11	12	13	14	15	16	17	18	19	20>	
Male	0	0	0	0	0	0	0	36	47	50	8	0	0	0	0	0	141
Female	0	0	0	0	0	0	0	50	47	53	1	0	0	0	0	0	151
Total	0	0	0	0	0	0	0	86	94	103	9	0	0	0	0	0	292

Enrolment By Grade and Gender

Gender	Grade														Total
	K	1	2	3	4	5	6	7	8	9	10	11	12	4th	
Male	0	0	0	0	0	0	0	37	49	55	0	0	0	0	141
Female	0	0	0	0	0	0	0	50	52	49	0	0	0	0	151
Total	0	0	0	0	0	0	0	87	101	104	0	0	0	0	292

Enrolment By Grade
For 341



* Data from the 2006-2007 AGR(Enrolment/Age as of the last day in Sept./Dec.)

** Newfoundland Statistics Classification System

*** May include itinerant teachers

District 4 - Eastern

#342 - MacDonald Drive Elementary, St. John's

Classification: Urban Community/Avalon Region**
Offers Distance Education: No

Grades: K-6 Number of Grades: 7

[School FTE PTR : 16.2](#)
[District FTE PTR : 14.1](#)
[Provincial FTE PTR : 13.1](#)

[FTE Teachers](#) *** : 21.3

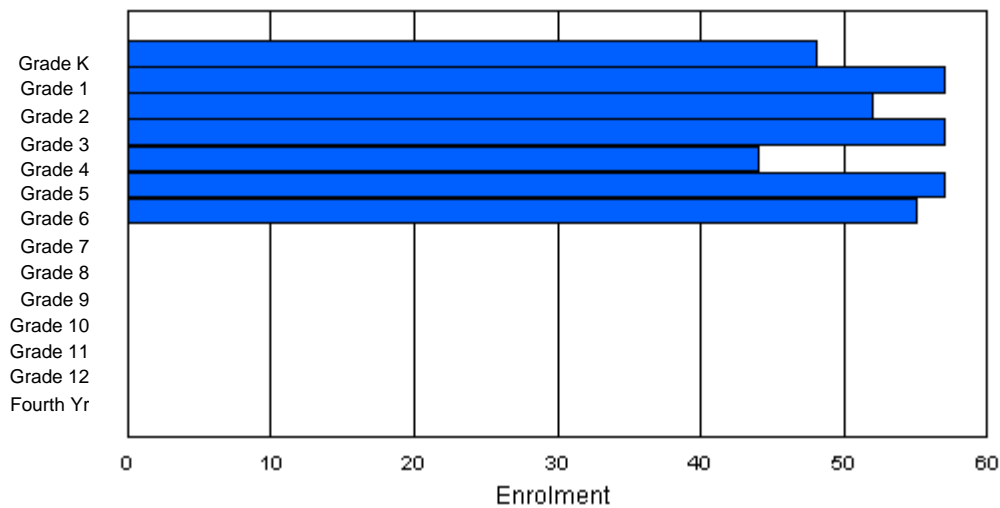
Enrolment By Age and Gender

Gender	Age																Total
	5	6	7	8	9	10	11	12	13	14	15	16	17	18	19	20>	
Male	23	37	22	29	25	28	29	1	0	0	0	0	0	0	0	0	194
Female	25	20	31	23	20	31	23	3	0	0	0	0	0	0	0	0	176
Total	48	57	53	52	45	59	52	4	0	0	0	0	0	0	0	0	370

Enrolment By Grade and Gender

Gender	Grade														Total
	K	1	2	3	4	5	6	7	8	9	10	11	12	4th	
Male	23	37	22	31	24	28	29	0	0	0	0	0	0	0	194
Female	25	20	30	26	20	29	26	0	0	0	0	0	0	0	176
Total	48	57	52	57	44	57	55	0	0	0	0	0	0	0	370

Enrolment By Grade
For 342



* Data from the 2006-2007 AGR(Enrolment/Age as of the last day in Sept./Dec.)

** Newfoundland Statistics Classification System

*** May include itinerant teachers

District 4 - Eastern

#343 - MacDonald Drive Junior High School, St. John's

Classification: Urban Community/Avalon Region**
Offers Distance Education: No

Grades: 7-9 Number of Grades: 3

[School FTE PTR : 16.3](#)
[District FTE PTR : 14.1](#)
[Provincial FTE PTR : 13.1](#)

[FTE Teachers](#) *** : 35.5

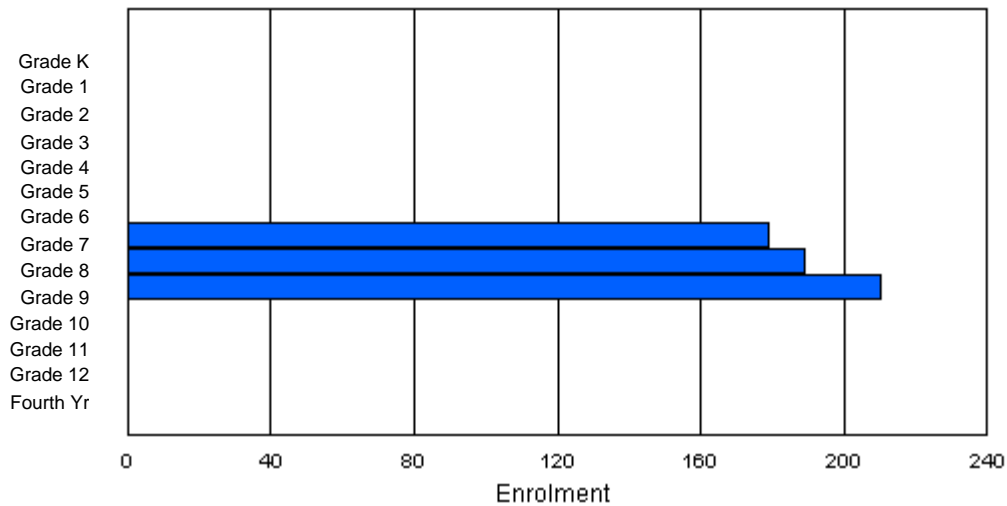
Enrolment By Age and Gender

Gender	Age																Total
	5	6	7	8	9	10	11	12	13	14	15	16	17	18	19	20>	
Male	0	0	0	0	0	0	0	79	95	110	7	3	0	0	0	0	294
Female	0	0	0	0	0	0	0	93	88	96	7	0	0	0	0	0	284
Total	0	0	0	0	0	0	0	172	183	206	14	3	0	0	0	0	578

Enrolment By Grade and Gender

Gender	Grade														Total
	K	1	2	3	4	5	6	7	8	9	10	11	12	4th	
Male	0	0	0	0	0	0	0	83	100	111	0	0	0	0	294
Female	0	0	0	0	0	0	0	96	89	99	0	0	0	0	284
Total	0	0	0	0	0	0	0	179	189	210	0	0	0	0	578

Enrolment By Grade
For 343



* Data from the 2006-2007 AGR(Enrolment/Age as of the last day in Sept./Dec.)

** Newfoundland Statistics Classification System

*** May include itinerant teachers

District 4 - Eastern

#345 - Mary Queen of Peace, St. John's

Classification: Urban Community/Avalon Region**
Offers Distance Education: Yes

Grades: K-6

Number of Grades: 7

[School FTE PTR : 15.8](#)

[District FTE PTR : 14.1](#)

[Provincial FTE PTR : 13.1](#)

[FTE Teachers](#) *** : 41.0

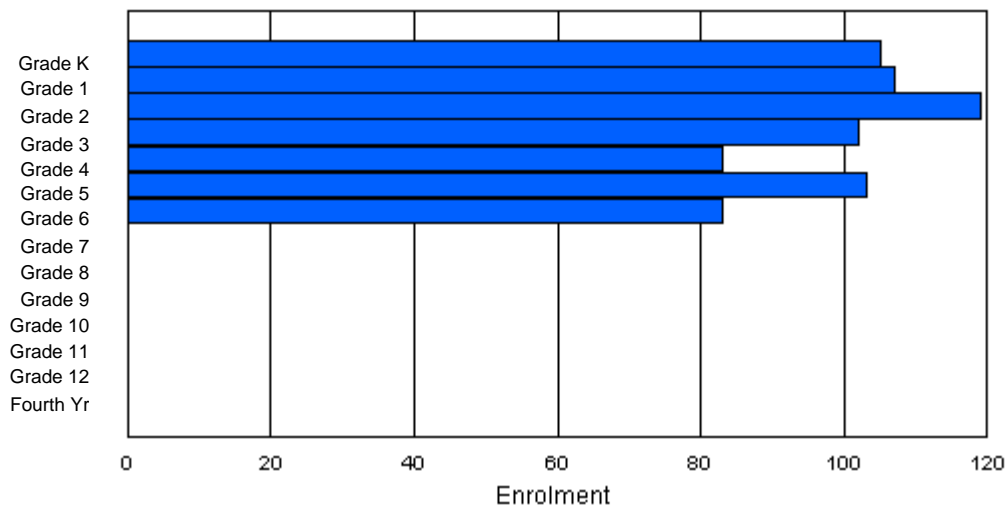
Enrolment By Age and Gender

Gender	Age																Total
	5	6	7	8	9	10	11	12	13	14	15	16	17	18	19	20>	
Male	44	63	51	57	39	44	48	1	0	0	0	0	0	0	0	0	347
Female	60	42	70	45	45	59	30	4	0	0	0	0	0	0	0	0	355
Total	104	105	121	102	84	103	78	5	0	0	0	0	0	0	0	0	702

Enrolment By Grade and Gender

Gender	Grade														Total	
	K	1	2	3	4	5	6	7	8	9	10	11	12	4th		
Male	44	65	50	57	39	42	50	0	0	0	0	0	0	0	0	347
Female	61	42	69	45	44	61	33	0	0	0	0	0	0	0	0	355
Total	105	107	119	102	83	103	83	0	0	0	0	0	0	0	0	702

Enrolment By Grade
For 345



* Data from the 2006-2007 AGR(Enrolment/Age as of the last day in Sept./Dec.)

** Newfoundland Statistics Classification System

*** May include itinerant teachers

District 4 - Eastern

#347 - Prince of Wales Collegiate, St. John's

Classification: Urban Community/Avalon Region**
Offers Distance Education: No

Grades: 10-12

Number of Grades: 3

[School FTE PTR : 18.7](#)

[District FTE PTR : 14.1](#)

[Provincial FTE PTR : 13.1](#)

[FTE Teachers](#) *** : 43.5

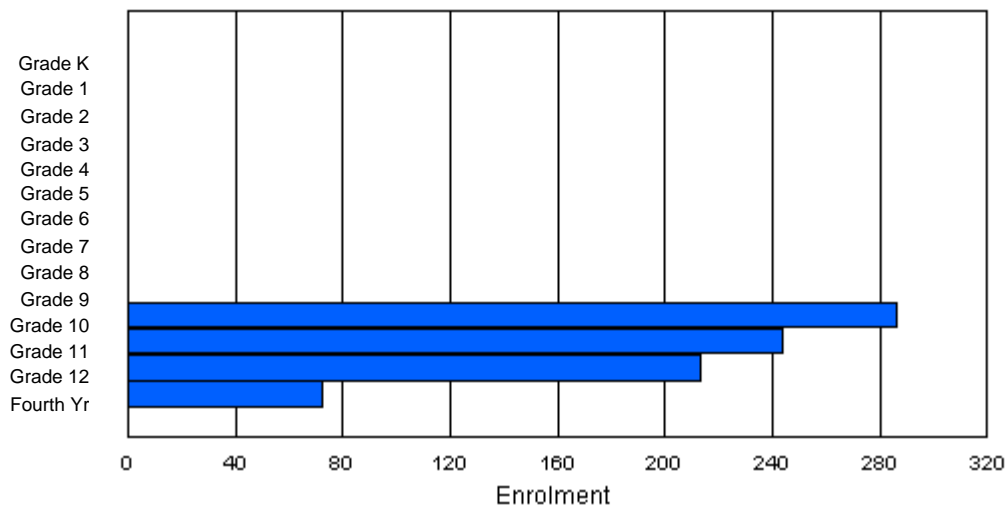
Enrolment By Age and Gender

Gender	Age																	Total
	5	6	7	8	9	10	11	12	13	14	15	16	17	18	19	20>		
Male	0	0	0	0	0	0	0	0	0	1	100	125	117	57	8	2	410	
Female	0	0	0	0	0	1	0	0	0	0	124	114	118	43	4	1	405	
Total	0	0	0	0	0	1	0	0	0	1	224	239	235	100	12	3	815	

Enrolment By Grade and Gender

Gender	Grade															Total
	K	1	2	3	4	5	6	7	8	9	10	11	12	4th		
Male	0	0	0	0	0	0	0	0	0	0	139	125	108	38	410	
Female	0	0	0	0	0	0	0	0	0	0	147	119	105	34	405	
Total	0	0	0	0	0	0	0	0	0	0	286	244	213	72	815	

Enrolment By Grade
For 347



* Data from the 2006-2007 AGR(Enrolment/Age as of the last day in Sept./Dec.)

** Newfoundland Statistics Classification System

*** May include itinerant teachers

District 4 - Eastern

#348 - Roncalli Elementary, St. John's

Classification: Urban Community/Avalon Region**
Offers Distance Education: No

Grades: K-6

Number of Grades: 7

[School FTE PTR : 16.0](#)

[District FTE PTR : 14.1](#)

[Provincial FTE PTR : 13.1](#)

[FTE Teachers](#) *** : 13.9

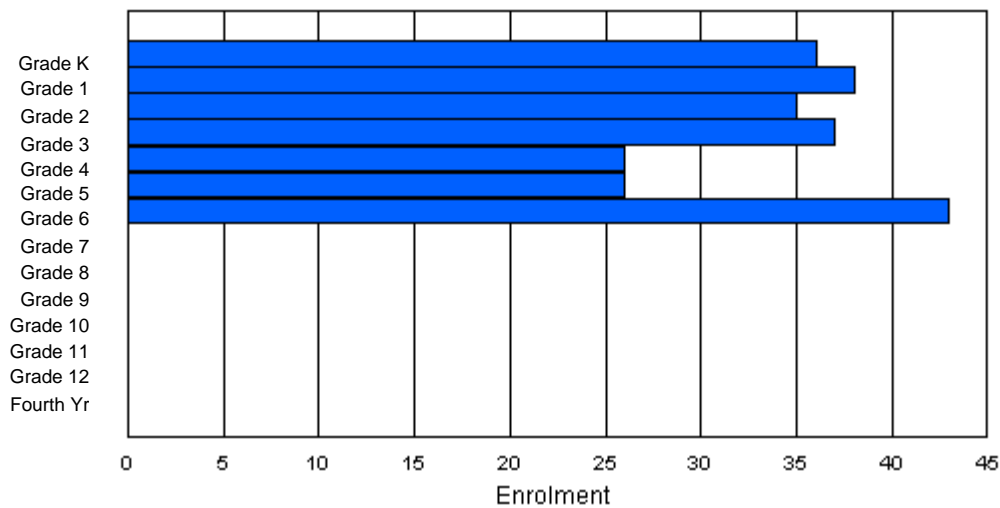
Enrolment By Age and Gender

Gender	Age																Total
	5	6	7	8	9	10	11	12	13	14	15	16	17	18	19	20>	
Male	21	25	20	19	12	11	22	3	0	0	0	0	0	0	0	0	133
Female	14	15	14	17	14	15	18	1	0	0	0	0	0	0	0	0	108
Total	35	40	34	36	26	26	40	4	0	0	0	0	0	0	0	0	241

Enrolment By Grade and Gender

Gender	Grade														Total
	K	1	2	3	4	5	6	7	8	9	10	11	12	4th	
Male	21	25	20	20	12	11	24	0	0	0	0	0	0	0	133
Female	15	13	15	17	14	15	19	0	0	0	0	0	0	0	108
Total	36	38	35	37	26	26	43	0	0	0	0	0	0	0	241

Enrolment By Grade
For 348



* Data from the 2006-2007 AGR(Enrolment/Age as of the last day in Sept./Dec.)

** Newfoundland Statistics Classification System

*** May include itinerant teachers

District 4 - Eastern

#349 - St. Andrew's Elementary, St. John's

Classification: Urban Community/Avalon Region**
Offers Distance Education: No

Grades: K-6

Number of Grades: 7

[School FTE PTR : 11.5](#)

[District FTE PTR : 14.1](#)

[Provincial FTE PTR : 13.1](#)

[FTE Teachers](#) *** : 20.0

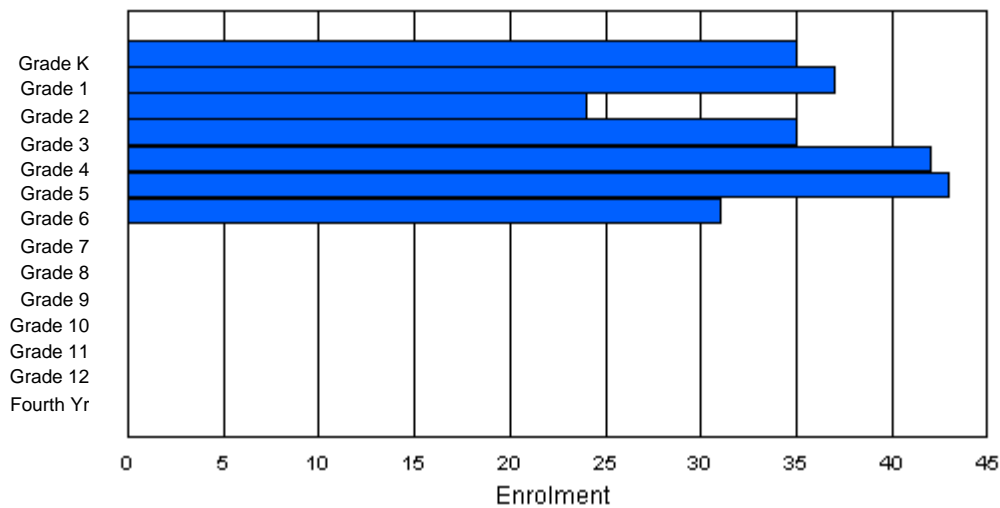
Enrolment By Age and Gender

Gender	Age																Total
	5	6	7	8	9	10	11	12	13	14	15	16	17	18	19	20>	
Male	23	23	22	18	24	21	11	2	0	0	0	0	0	0	0	0	144
Female	10	11	6	14	15	20	23	4	0	0	0	0	0	0	0	0	103
Total	33	34	28	32	39	41	34	6	0	0	0	0	0	0	0	0	247

Enrolment By Grade and Gender

Gender	Grade														Total
	K	1	2	3	4	5	6	7	8	9	10	11	12	4th	
Male	25	25	19	18	28	21	8	0	0	0	0	0	0	0	144
Female	10	12	5	17	14	22	23	0	0	0	0	0	0	0	103
Total	35	37	24	35	42	43	31	0	0	0	0	0	0	0	247

Enrolment By Grade
For 349



* Data from the 2006-2007 AGR(Enrolment/Age as of the last day in Sept./Dec.)

** Newfoundland Statistics Classification System

*** May include itinerant teachers

District 4 - Eastern

#350 - St. John Bosco, St. John's

Classification: Urban Community/Avalon Region**
Offers Distance Education: No

Grades: K-9

Number of Grades: 10

[School FTE PTR : 12.1](#)

[District FTE PTR : 14.1](#)

[Provincial FTE PTR : 13.1](#)

[FTE Teachers](#) *** : 20.5

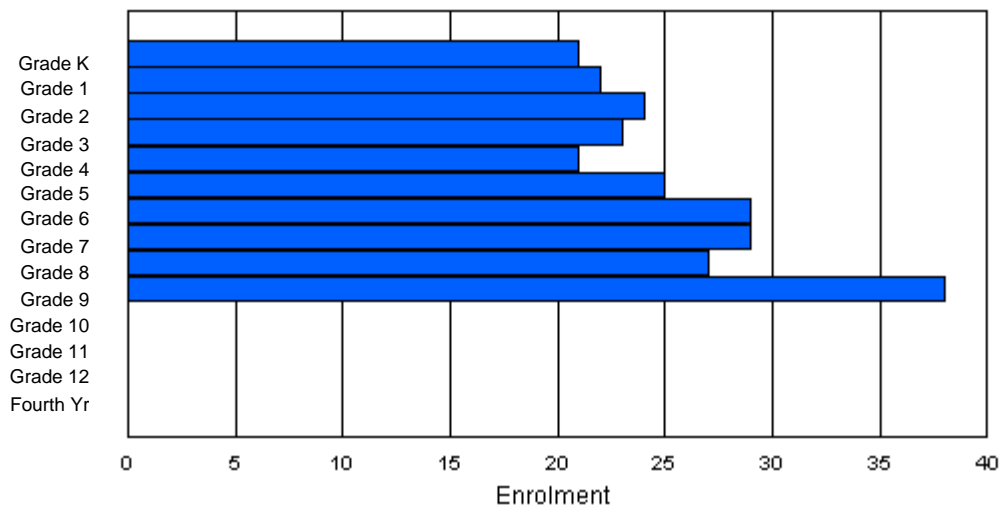
Enrolment By Age and Gender

Gender	Age																Total
	5	6	7	8	9	10	11	12	13	14	15	16	17	18	19	20>	
Male	13	17	11	13	13	15	12	17	19	18	3	1	0	0	0	0	152
Female	7	6	11	10	8	10	15	11	12	13	3	1	0	0	0	0	107
Total	20	23	22	23	21	25	27	28	31	31	6	2	0	0	0	0	259

Enrolment By Grade and Gender

Gender	Grade														Total
	K	1	2	3	4	5	6	7	8	9	10	11	12	4th	
Male	14	16	13	13	12	16	13	17	17	21	0	0	0	0	152
Female	7	6	11	10	9	9	16	12	10	17	0	0	0	0	107
Total	21	22	24	23	21	25	29	29	27	38	0	0	0	0	259

Enrolment By Grade
For 350



* Data from the 2006-2007 AGR(Enrolment/Age as of the last day in Sept./Dec.)

** Newfoundland Statistics Classification System

*** May include itinerant teachers

District 4 - Eastern

#353 - St. Kevin's Junior High, St. John's (Goulds)

Classification: Urban Community/Avalon Region**
Offers Distance Education: No

Grades: 7-9 Number of Grades: 3

[School FTE PTR : 16.5](#)
[District FTE PTR : 14.1](#)
[Provincial FTE PTR : 13.1](#)

[FTE Teachers](#) *** : 20.6

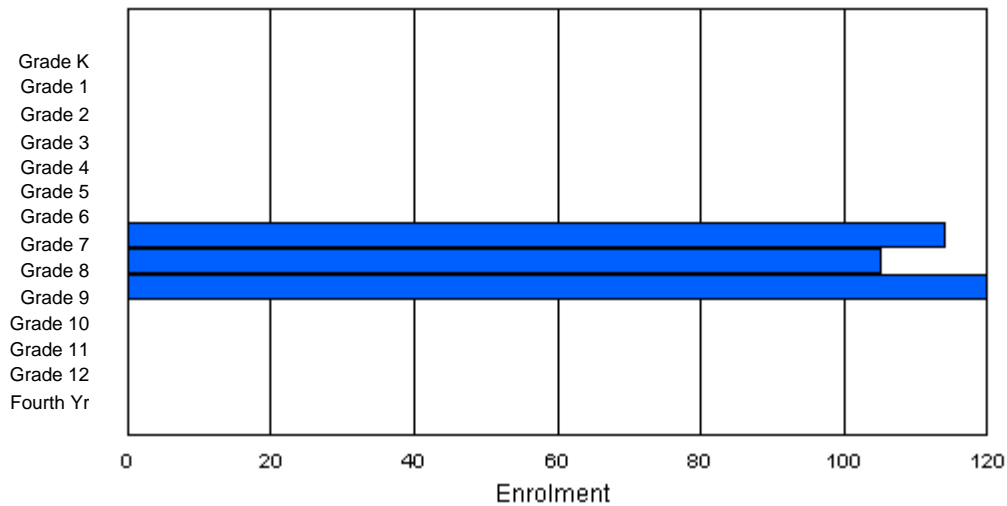
Enrolment By Age and Gender

Gender	Age																Total
	5	6	7	8	9	10	11	12	13	14	15	16	17	18	19	20>	
Male	0	0	0	0	0	0	0	43	54	59	13	0	0	0	0	0	169
Female	0	0	0	0	0	0	0	56	54	51	8	1	0	0	0	0	170
Total	0	0	0	0	0	0	0	99	108	110	21	1	0	0	0	0	339

Enrolment By Grade and Gender

Gender	Grade														Total
	K	1	2	3	4	5	6	7	8	9	10	11	12	4th	
Male	0	0	0	0	0	0	0	54	52	63	0	0	0	0	169
Female	0	0	0	0	0	0	0	60	53	57	0	0	0	0	170
Total	0	0	0	0	0	0	0	114	105	120	0	0	0	0	339

Enrolment By Grade
For 353



* Data from the 2006-2007 AGR(Enrolment/Age as of the last day in Sept./Dec.)

** Newfoundland Statistics Classification System

*** May include itinerant teachers

District 4 - Eastern

#354 - St. Kevin's High, St. John's (Goulds)

Classification: Urban Community/Avalon Region**
Offers Distance Education: No

Grades: 10-12

Number of Grades: 3

[School FTE PTR : 15.5](#)

[District FTE PTR : 14.1](#)

[Provincial FTE PTR : 13.1](#)

[FTE Teachers](#) *** : 24.0

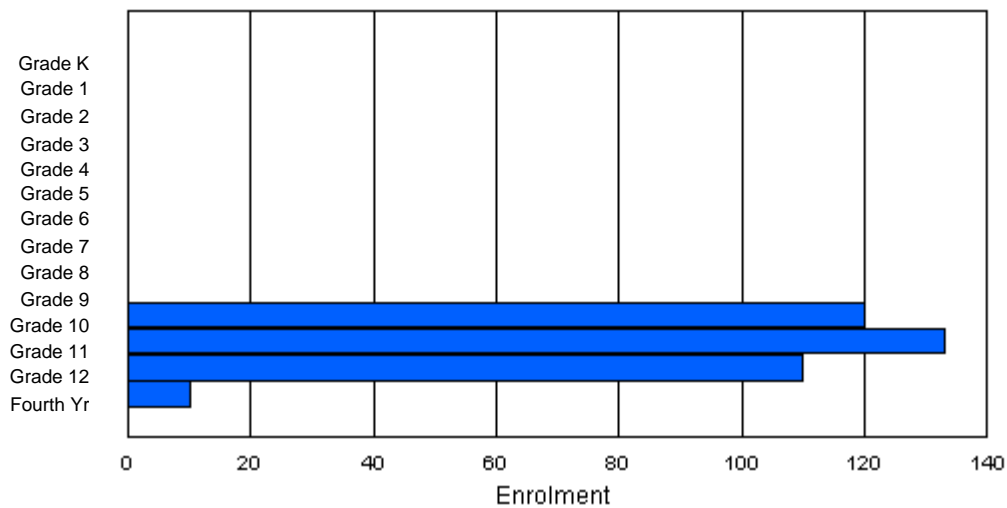
Enrolment By Age and Gender

Gender	Age																	Total
	5	6	7	8	9	10	11	12	13	14	15	16	17	18	19	20>		
Male	0	0	0	0	0	0	0	0	0	0	52	64	60	12	3	1	192	
Female	0	0	0	0	1	0	0	0	0	0	49	69	58	3	1	0	181	
Total	0	0	0	0	1	0	0	0	0	0	101	133	118	15	4	1	373	

Enrolment By Grade and Gender

Gender	Grade															Total
	K	1	2	3	4	5	6	7	8	9	10	11	12	4th		
Male	0	0	0	0	0	0	0	0	0	0	67	63	56	6	192	
Female	0	0	0	0	0	0	0	0	0	0	53	70	54	4	181	
Total	0	0	0	0	0	0	0	0	0	0	120	133	110	10	373	

Enrolment By Grade
For 354



* Data from the 2006-2007 AGR(Enrolment/Age as of the last day in Sept./Dec.)

** Newfoundland Statistics Classification System

*** May include itinerant teachers

District 4 - Eastern

#355 - St. Mary's Elementary, St. John's

Classification: Urban Community/Avalon Region**
Offers Distance Education: No

Grades: K-6

Number of Grades: 7

[School FTE PTR : 12.8](#)

[District FTE PTR : 14.1](#)

[Provincial FTE PTR : 13.1](#)

[FTE Teachers](#) *** : 12.8

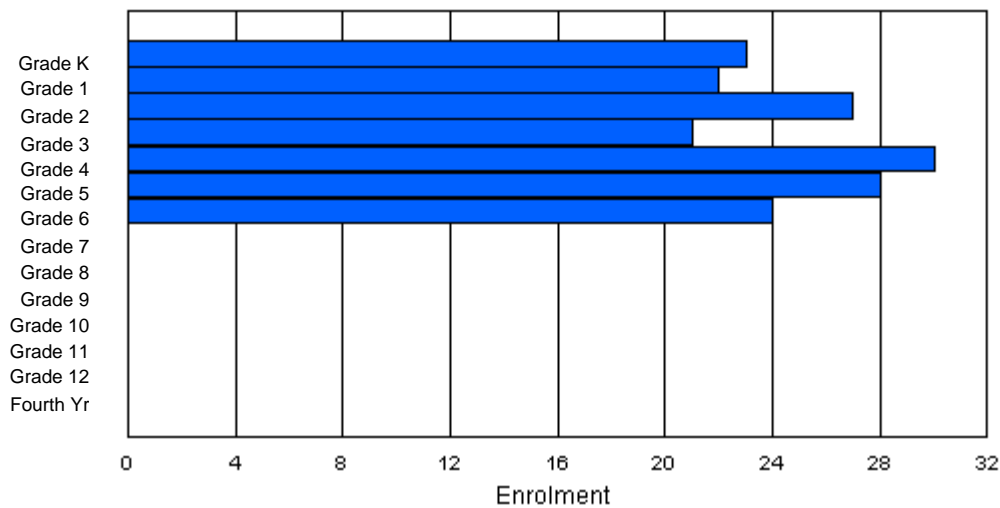
Enrolment By Age and Gender

Gender	Age																Total
	5	6	7	8	9	10	11	12	13	14	15	16	17	18	19	20>	
Male	14	10	16	8	16	10	9	3	0	0	0	0	0	0	0	0	86
Female	8	12	11	12	16	17	12	1	0	0	0	0	0	0	0	0	89
Total	22	22	27	20	32	27	21	4	0	0	0	0	0	0	0	0	175

Enrolment By Grade and Gender

Gender	Grade														Total
	K	1	2	3	4	5	6	7	8	9	10	11	12	4th	
Male	15	9	16	9	15	11	11	0	0	0	0	0	0	0	86
Female	8	13	11	12	15	17	13	0	0	0	0	0	0	0	89
Total	23	22	27	21	30	28	24	0	0	0	0	0	0	0	175

Enrolment By Grade
For 355



* Data from the 2006-2007 AGR(Enrolment/Age as of the last day in Sept./Dec.)

** Newfoundland Statistics Classification System

*** May include itinerant teachers

District 4 - Eastern

#356 - St. Matthews Elementary, St. John's

Grades: K-6

Number of Grades: 7

[FTE Teachers](#) *** : 27.8

Classification: Urban Community/Avalon Region**

Offers Distance Education: No

[School FTE PTR : 14.3](#)

[District FTE PTR : 14.1](#)

[Provincial FTE PTR : 13.1](#)

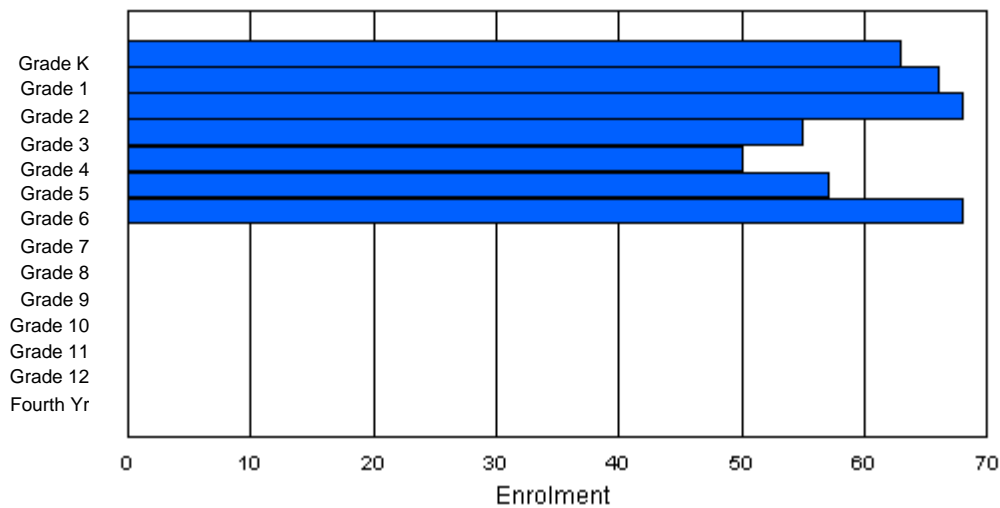
Enrolment By Age and Gender

Gender	Age																Total
	5	6	7	8	9	10	11	12	13	14	15	16	17	18	19	20>	
Male	24	42	25	32	28	26	26	3	0	0	0	0	1	0	0	1	208
Female	36	27	41	26	20	31	34	1	0	0	0	0	0	1	2	0	219
Total	60	69	66	58	48	57	60	4	0	0	0	0	1	1	2	1	427

Enrolment By Grade and Gender

Gender	Grade														Total
	K	1	2	3	4	5	6	7	8	9	10	11	12	4th	
Male	26	40	26	30	29	28	29	0	0	0	0	0	0	0	208
Female	37	26	42	25	21	29	39	0	0	0	0	0	0	0	219
Total	63	66	68	55	50	57	68	0	0	0	0	0	0	0	427

Enrolment By Grade
For 356



* Data from the 2006-2007 AGR(Enrolment/Age as of the last day in Sept./Dec.)

** Newfoundland Statistics Classification System

*** May include itinerant teachers

District 4 - Eastern

#359 - St. Paul's Junior High, St. John's

Classification: Urban Community/Avalon Region**
Offers Distance Education: No

Grades: 7-9

Number of Grades: 3

[School FTE PTR : 15.4](#)

[District FTE PTR : 14.1](#)

[Provincial FTE PTR : 13.1](#)

[FTE Teachers](#) *** : 29.3

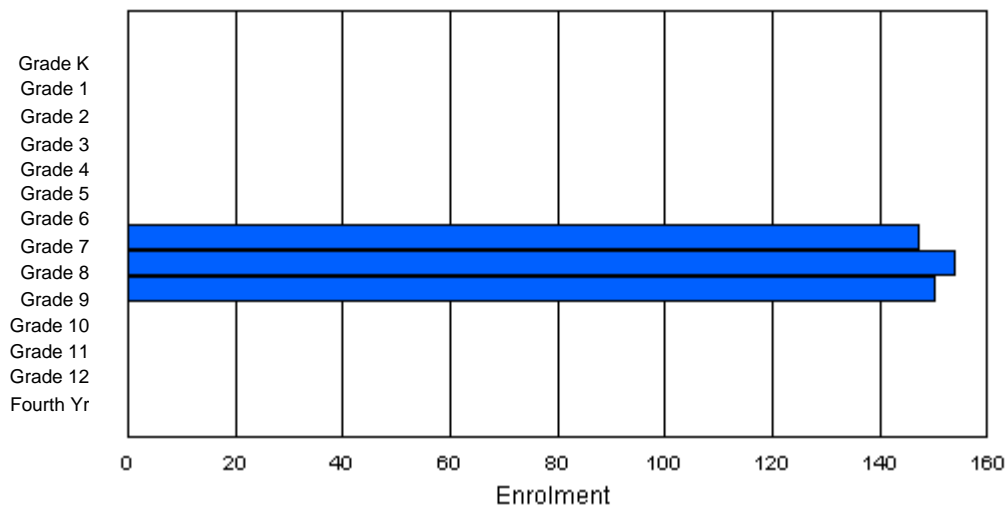
Enrolment By Age and Gender

Gender	Age																Total
	5	6	7	8	9	10	11	12	13	14	15	16	17	18	19	20>	
Male	0	0	0	0	0	0	1	79	70	70	10	0	0	0	0	0	230
Female	0	0	0	0	0	0	0	63	72	82	3	1	0	0	0	0	221
Total	0	0	0	0	0	0	1	142	142	152	13	1	0	0	0	0	451

Enrolment By Grade and Gender

Gender	Grade														Total
	K	1	2	3	4	5	6	7	8	9	10	11	12	4th	
Male	0	0	0	0	0	0	0	83	78	69	0	0	0	0	230
Female	0	0	0	0	0	0	0	64	76	81	0	0	0	0	221
Total	0	0	0	0	0	0	0	147	154	150	0	0	0	0	451

Enrolment By Grade
For 359



* Data from the 2006-2007 AGR(Enrolment/Age as of the last day in Sept./Dec.)

** Newfoundland Statistics Classification System

*** May include itinerant teachers

District 4 - Eastern

#360 - Rennie's River Elementary, St. John's

Classification: Urban Community/Avalon Region**
Offers Distance Education: No

Grades: K-6

Number of Grades: 7

[School FTE PTR : 13.7](#)

[District FTE PTR : 14.1](#)

[Provincial FTE PTR : 13.1](#)

[FTE Teachers](#) *** : 19.8

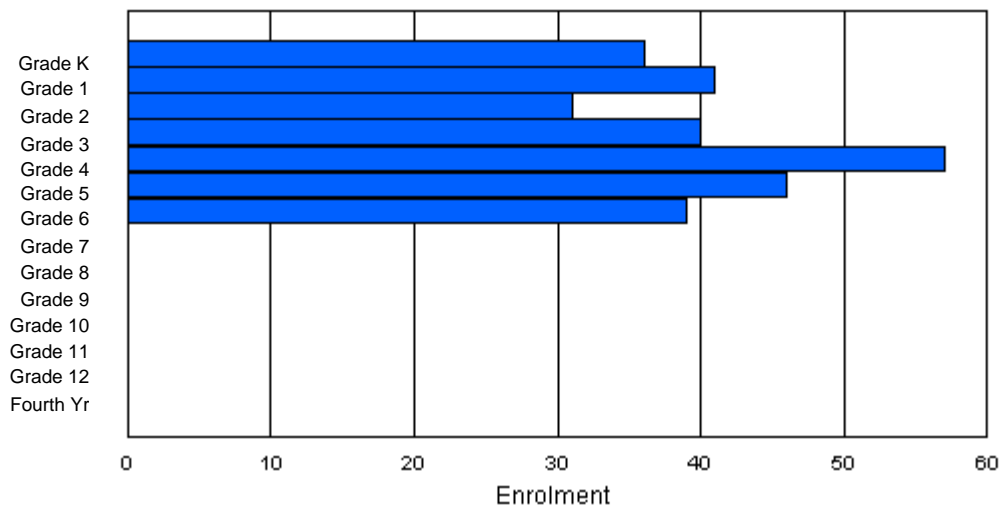
Enrolment By Age and Gender

Gender	Age																Total
	5	6	7	8	9	10	11	12	13	14	15	16	17	18	19	20>	
Male	21	25	16	19	32	27	26	5	0	0	0	0	0	0	0	0	171
Female	15	16	12	20	25	18	12	1	0	0	0	0	0	0	0	0	119
Total	36	41	28	39	57	45	38	6	0	0	0	0	0	0	0	290	

Enrolment By Grade and Gender

Gender	Grade														Total
	K	1	2	3	4	5	6	7	8	9	10	11	12	4th	
Male	21	26	18	19	33	27	27	0	0	0	0	0	0	0	171
Female	15	15	13	21	24	19	12	0	0	0	0	0	0	0	119
Total	36	41	31	40	57	46	39	0	0	0	0	0	0	0	290

Enrolment By Grade
For 360



* Data from the 2006-2007 AGR(Enrolment/Age as of the last day in Sept./Dec.)

** Newfoundland Statistics Classification System

*** May include itinerant teachers

District 4 - Eastern

#362 - St. Teresa's School/Ecole Ste-Thérèse, St. John's

Classification: Urban Community/Avalon Region**
Offers Distance Education: No

Grades: K-6

Number of Grades: 7

[School FTE PTR : 13.2](#)

[District FTE PTR : 14.1](#)

[Provincial FTE PTR : 13.1](#)

[FTE Teachers](#) *** : 32.2

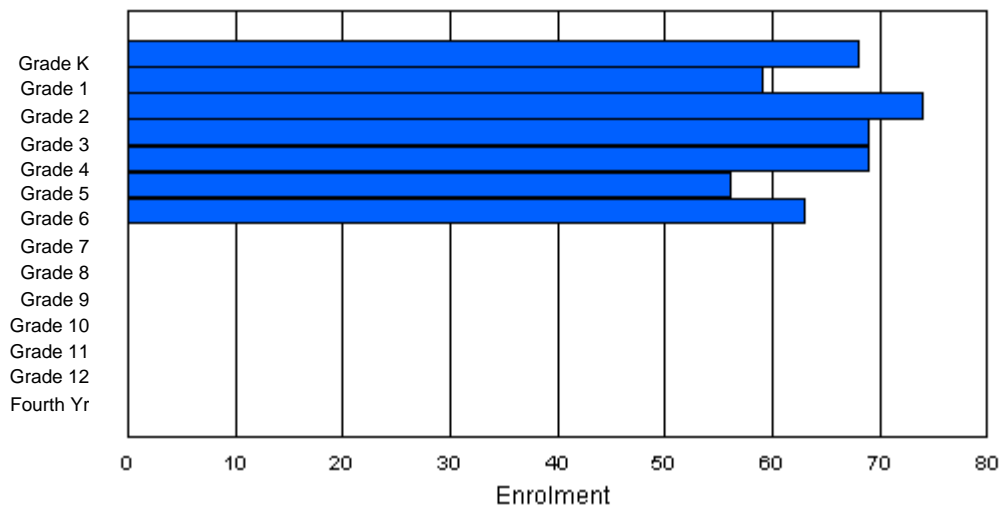
Enrolment By Age and Gender

Gender	Age																Total
	5	6	7	8	9	10	11	12	13	14	15	16	17	18	19	20>	
Male	36	33	36	31	28	33	36	0	0	0	0	0	0	0	0	0	233
Female	30	24	41	38	38	21	32	1	0	0	0	0	0	0	0	0	225
Total	66	57	77	69	66	54	68	1	0	0	0	0	0	0	0	0	458

Enrolment By Grade and Gender

Gender	Grade														Total
	K	1	2	3	4	5	6	7	8	9	10	11	12	4th	
Male	37	34	34	32	31	33	32	0	0	0	0	0	0	0	233
Female	31	25	40	37	38	23	31	0	0	0	0	0	0	0	225
Total	68	59	74	69	69	56	63	0	0	0	0	0	0	0	458

Enrolment By Grade
For 362



* Data from the 2006-2007 AGR(Enrolment/Age as of the last day in Sept./Dec.)

** Newfoundland Statistics Classification System

*** May include itinerant teachers

District 4 - Eastern

#363 - Vanier Elementary, St. John's

Classification: Urban Community/Avalon Region**
Offers Distance Education: No

Grades: K-6

Number of Grades: 7

[School FTE PTR : 14.3](#)

[District FTE PTR : 14.1](#)

[FTE Teachers](#) *** : 21.8

[Provincial FTE PTR : 13.1](#)

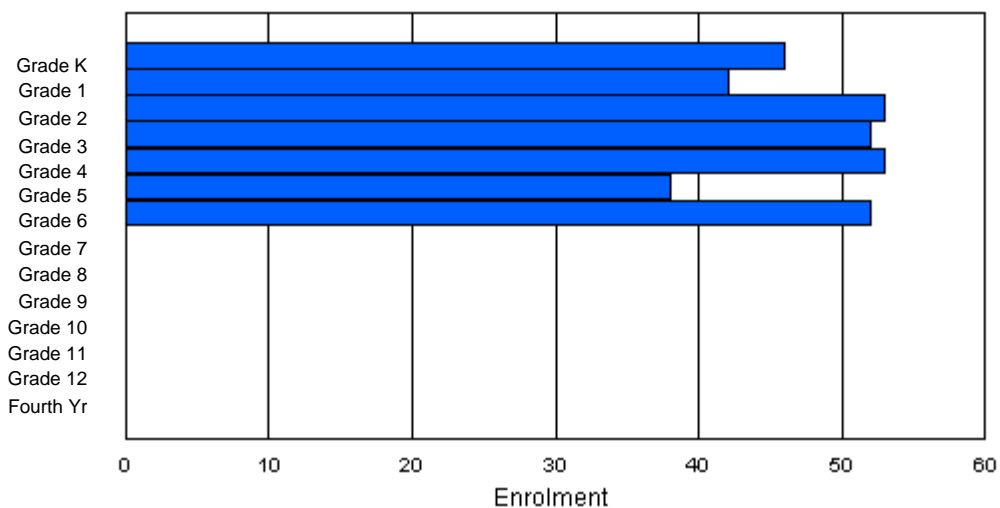
Enrolment By Age and Gender

Gender	Age																Total
	5	6	7	8	9	10	11	12	13	14	15	16	17	18	19	20>	
Male	28	19	24	22	23	22	31	1	0	0	0	0	0	0	0	0	170
Female	17	22	32	27	30	15	23	0	0	0	0	0	0	0	0	0	166
Total	45	41	56	49	53	37	54	1	0	0	0	0	0	0	0	0	336

Enrolment By Grade and Gender

Gender	Grade															Total
	K	1	2	3	4	5	6	7	8	9	10	11	12	4th		
Male	29	19	22	25	21	25	29	0	0	0	0	0	0	0	0	170
Female	17	23	31	27	32	13	23	0	0	0	0	0	0	0	0	166
Total	46	42	53	52	53	38	52	0	0	0	0	0	0	0	0	336

Enrolment By Grade
For 363



* Data from the 2006-2007 AGR(Enrolment/Age as of the last day in Sept./Dec.)

** Newfoundland Statistics Classification System

*** May include itinerant teachers

District 4 - Eastern

#364 - Virginia Park Elementary School, St. John's

Grades: K-6

Number of Grades: 7

[FTE Teachers](#) *** : 18.8

Classification: Urban Community/Avalon Region**

Offers Distance Education: No

[School FTE PTR : 10.7](#)

[District FTE PTR : 14.1](#)

[Provincial FTE PTR : 13.1](#)

Enrolment By Age and Gender

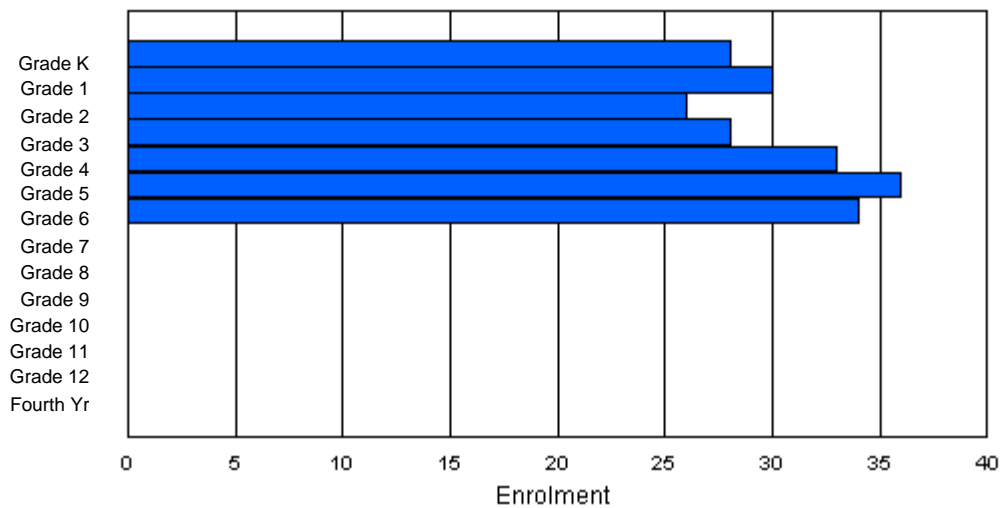
Gender	Age																Total
	5	6	7	8	9	10	11	12	13	14	15	16	17	18	19	20>	
Male	9	14	11	11	20	17	15	3	0	0	0	0	0	0	0	0	100
Female	19	14	16	14	16	17	18	1	0	0	0	0	0	0	0	0	115
Total	28	28	27	25	36	34	33	4	0	0	0	0	0	0	0	0	215

Enrolment By Grade and Gender

Gender	Grade														Total
	K	1	2	3	4	5	6	7	8	9	10	11	12	4th	
Male	9	14	11	15	16	20	15	0	0	0	0	0	0	0	100
Female	19	16	15	13	17	16	19	0	0	0	0	0	0	0	115
Total	28	30	26	28	33	36	34	0	0	0	0	0	0	0	215

Enrolment By Grade

For 364



* Data from the 2006-2007 AGR(Enrolment/Age as of the last day in Sept./Dec.)

** Newfoundland Statistics Classification System

*** May include itinerant teachers

District 4 - Eastern

#366 - Topsail Elementary, Conception Bay South (Topsail)

Classification: Urban Community/Avalon Region**
Offers Distance Education: No

Grades: K-5 Number of Grades: 6

[School FTE PTR : 15.7](#)
[District FTE PTR : 14.1](#)
[Provincial FTE PTR : 13.1](#)

[FTE Teachers](#) *** : 36.1

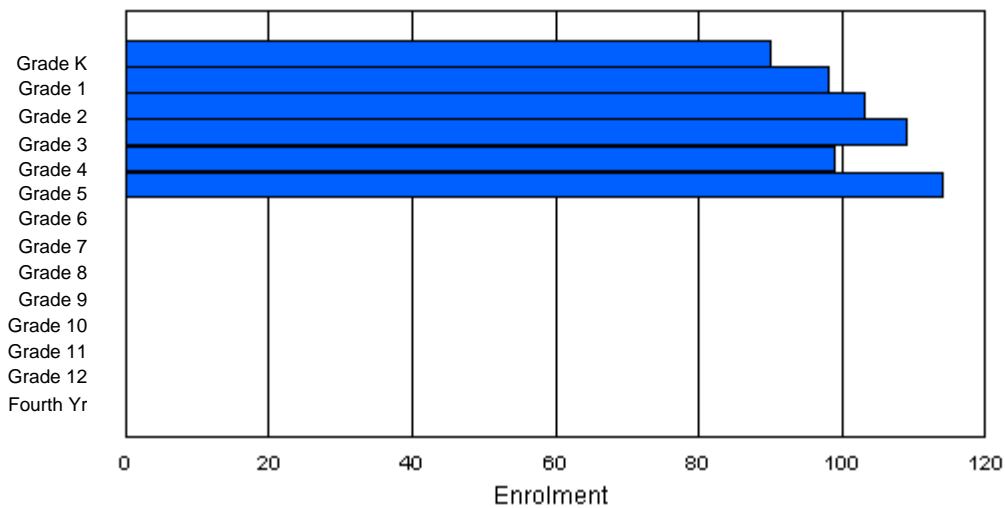
Enrolment By Age and Gender

Gender	Age																Total
	5	6	7	8	9	10	11	12	13	14	15	16	17	18	19	20>	
Male	39	50	52	50	46	52	5	0	0	1	0	0	0	0	0	0	295
Female	51	45	51	58	55	58	0	0	0	0	0	0	0	0	0	0	318
Total	90	95	103	108	101	110	5	0	0	1	0	0	0	0	0	0	613

Enrolment By Grade and Gender

Gender	Grade															Total
	K	1	2	3	4	5	6	7	8	9	10	11	12	4th		
Male	39	52	52	51	44	57	0	0	0	0	0	0	0	0	0	295
Female	51	46	51	58	55	57	0	0	0	0	0	0	0	0	0	318
Total	90	98	103	109	99	114	0	0	0	0	0	0	0	0	0	613

Enrolment By Grade
For 366



* Data from the 2006-2007 AGR(Enrolment/Age as of the last day in Sept./Dec.)

** Newfoundland Statistics Classification System

*** May include itinerant teachers

District 4 - Eastern

#367 - Holy Trinity Elementary, Torbay

Classification: Urban Community/Avalon Region**
Offers Distance Education: No

Grades: K-6

Number of Grades: 7

[School FTE PTR : 14.7](#)

[District FTE PTR : 14.1](#)

[Provincial FTE PTR : 13.1](#)

[FTE Teachers](#) *** : 33.0

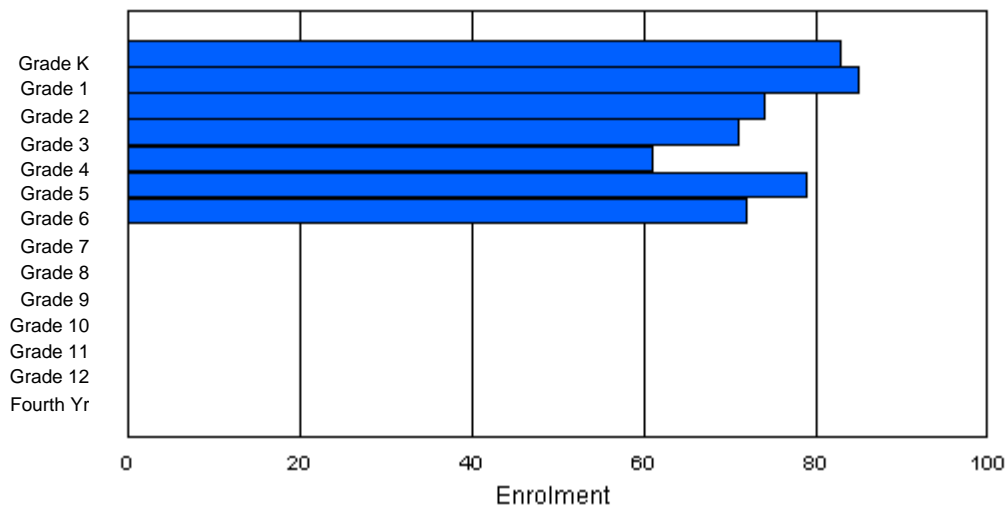
Enrolment By Age and Gender

Gender	Age																Total
	5	6	7	8	9	10	11	12	13	14	15	16	17	18	19	20>	
Male	39	40	42	37	29	43	35	2	0	0	0	0	0	0	0	0	267
Female	42	45	32	33	30	36	40	0	0	0	0	0	0	0	0	0	258
Total	81	85	74	70	59	79	75	2	0	0	0	0	0	0	0	0	525

Enrolment By Grade and Gender

Gender	Grade														Total
	K	1	2	3	4	5	6	7	8	9	10	11	12	4th	
Male	40	41	42	36	33	39	36	0	0	0	0	0	0	0	267
Female	43	44	32	35	28	40	36	0	0	0	0	0	0	0	258
Total	83	85	74	71	61	79	72	0	0	0	0	0	0	0	525

Enrolment By Grade
For 367



* Data from the 2006-2007 AGR(Enrolment/Age as of the last day in Sept./Dec.)

** Newfoundland Statistics Classification System

*** May include itinerant teachers

District 4 - Eastern

#368 - Holy Trinity High School, Torbay

Classification: Urban Community/Avalon Region**
Offers Distance Education: No

Grades: 7-12

Number of Grades: 6

[School FTE PTR : 16.9](#)

[District FTE PTR : 14.1](#)

[Provincial FTE PTR : 13.1](#)

[FTE Teachers](#) *** : 43.5

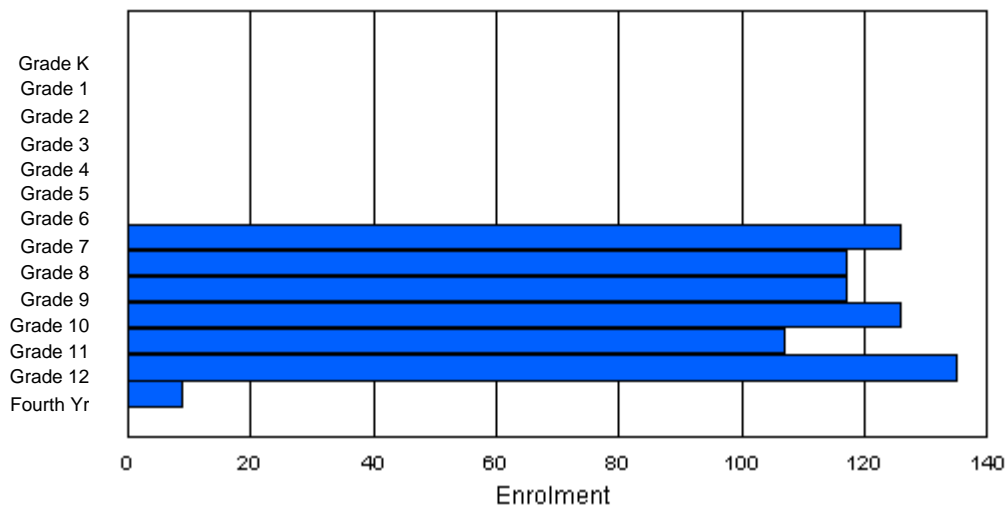
Enrolment By Age and Gender

Gender	Age																Total
	5	6	7	8	9	10	11	12	13	14	15	16	17	18	19	20>	
Male	0	0	0	0	0	0	0	54	53	57	59	50	54	13	3	0	343
Female	0	0	0	0	0	0	0	62	61	63	58	69	70	10	1	0	394
Total	0	0	0	0	0	0	0	116	114	120	117	119	124	23	4	0	737

Enrolment By Grade and Gender

Gender	Grade														Total
	K	1	2	3	4	5	6	7	8	9	10	11	12	4th	
Male	0	0	0	0	0	0	0	60	58	56	57	45	62	5	343
Female	0	0	0	0	0	0	0	66	59	61	69	62	73	4	394
Total	0	0	0	0	0	0	0	126	117	117	126	107	135	9	737

Enrolment By Grade
For 368



* Data from the 2006-2007 AGR(Enrolment/Age as of the last day in Sept./Dec.)

** Newfoundland Statistics Classification System

*** May include itinerant teachers

District 4 - Eastern

#370 - Stella Maris Academy, Trepassey

Classification: Rural Community/Avalon Region**
Offers Distance Education: Yes

Grades: K-12

Number of Grades: 13

[School FTE PTR : 8.4](#)

[District FTE PTR : 14.1](#)

[Provincial FTE PTR : 13.1](#)

[FTE Teachers](#) *** : 17.5

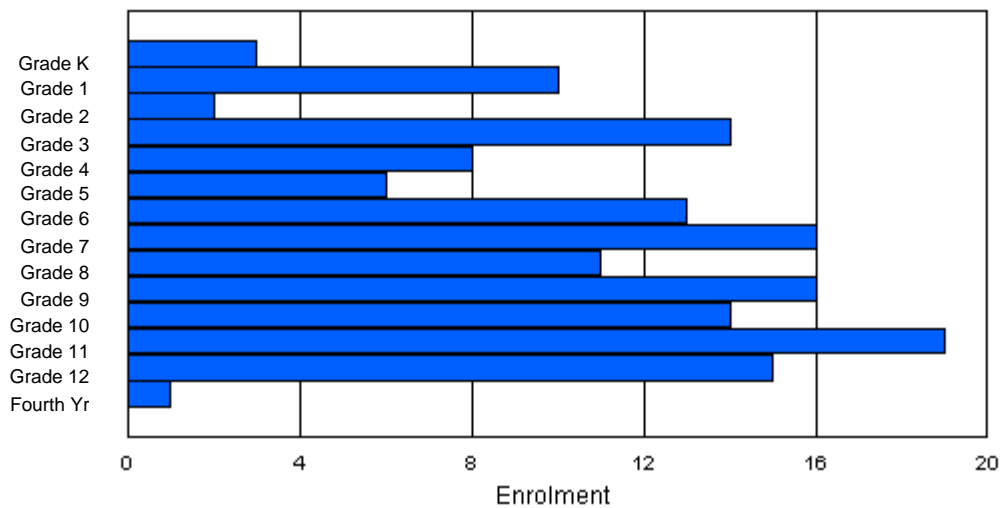
Enrolment By Age and Gender

Gender	Age																Total
	5	6	7	8	9	10	11	12	13	14	15	16	17	18	19	20>	
Male	1	9	1	4	2	3	9	8	5	8	6	9	10	2	0	0	77
Female	2	3	1	9	5	2	4	9	6	8	5	7	8	2	0	0	71
Total	3	12	2	13	7	5	13	17	11	16	11	16	18	4	0	0	148

Enrolment By Grade and Gender

Gender	Grade														Total
	K	1	2	3	4	5	6	7	8	9	10	11	12	4th	
Male	1	8	1	5	2	4	9	7	5	8	7	12	8	0	77
Female	2	2	1	9	6	2	4	9	6	8	7	7	7	1	71
Total	3	10	2	14	8	6	13	16	11	16	14	19	15	1	148

Enrolment By Grade
For 370



* Data from the 2006-2007 AGR(Enrolment/Age as of the last day in Sept./Dec.)

** Newfoundland Statistics Classification System

*** May include itinerant teachers

District 4 - Eastern

#371 - Upper Gullies Elementary, Conception Bay South (Upper Gull)

Classification: Urban Community/Avalon Region**
Offers Distance Education: No

Grades: K-6

Number of Grades: 7

[School FTE PTR : 15.3](#)

[District FTE PTR : 14.1](#)

[Provincial FTE PTR : 13.1](#)

[FTE Teachers](#) *** : 24.2

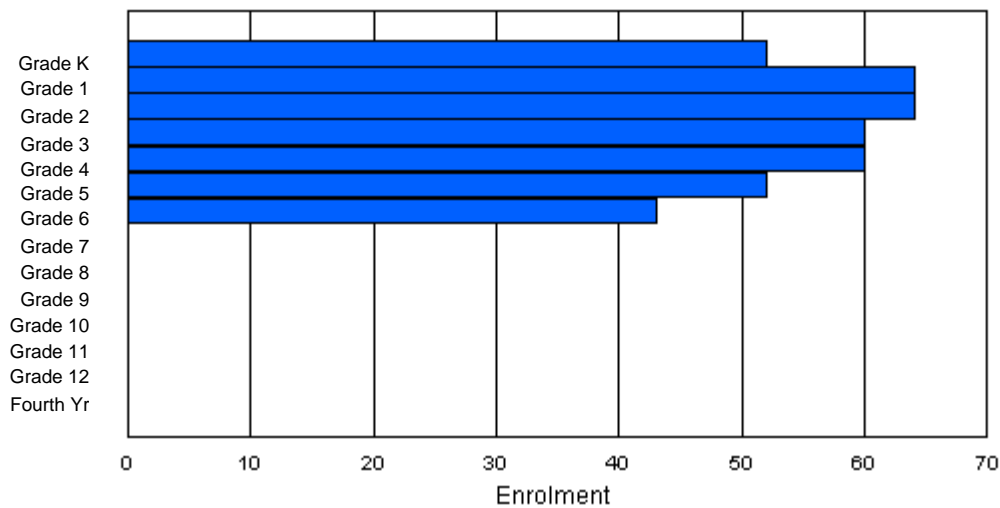
Enrolment By Age and Gender

Gender	Age																Total
	5	6	7	8	9	10	11	12	13	14	15	16	17	18	19	20>	
Male	31	35	38	37	27	35	18	3	0	0	0	0	0	0	0	0	224
Female	21	29	25	22	30	21	21	2	0	0	0	0	0	0	0	0	171
Total	52	64	63	59	57	56	39	5	0	0	0	0	0	0	0	0	395

Enrolment By Grade and Gender

Gender	Grade														Total
	K	1	2	3	4	5	6	7	8	9	10	11	12	4th	
Male	31	35	39	37	30	31	21	0	0	0	0	0	0	0	224
Female	21	29	25	23	30	21	22	0	0	0	0	0	0	0	171
Total	52	64	64	60	60	52	43	0	0	0	0	0	0	0	395

Enrolment By Grade
For 371



* Data from the 2006-2007 AGR(Enrolment/Age as of the last day in Sept./Dec.)

** Newfoundland Statistics Classification System

*** May include itinerant teachers

District 4 - Eastern

#372 - St. Bernard's Elementary, Witless Bay

Classification: Urban Community/Avalon Region**
Offers Distance Education: No

Grades: K-6 Number of Grades: 7

[School FTE PTR : 12.1](#)
[District FTE PTR : 14.1](#)
[Provincial FTE PTR : 13.1](#)

[FTE Teachers](#) *** : 18.2

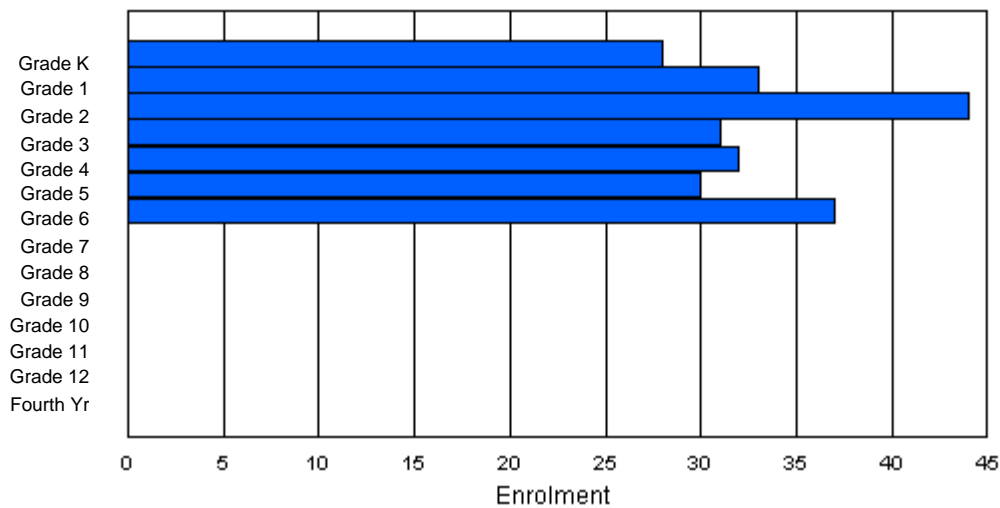
Enrolment By Age and Gender

Gender	Age																Total
	5	6	7	8	9	10	11	12	13	14	15	16	17	18	19	20>	
Male	10	15	24	14	13	15	16	2	0	0	0	0	0	0	0	0	109
Female	18	17	17	19	21	14	20	0	0	0	0	0	0	0	0	0	126
Total	28	32	41	33	34	29	36	2	0	0	0	0	0	0	0	235	

Enrolment By Grade and Gender

Gender	Grade														Total
	K	1	2	3	4	5	6	7	8	9	10	11	12	4th	
Male	10	16	27	11	12	16	17	0	0	0	0	0	0	0	109
Female	18	17	17	20	20	14	20	0	0	0	0	0	0	0	126
Total	28	33	44	31	32	30	37	0	0	0	0	0	0	0	235

Enrolment By Grade
For 372



* Data from the 2006-2007 AGR(Enrolment/Age as of the last day in Sept./Dec.)

** Newfoundland Statistics Classification System

*** May include itinerant teachers

District 4 - Eastern

#427 - Holy Name of Mary Academy, Lawn

Classification: Rural Community/Southern Region**
Offers Distance Education: Yes

Grades: K-12

Number of Grades: 13

[School FTE PTR : 10.3](#)

[District FTE PTR : 14.1](#)

[Provincial FTE PTR : 13.1](#)

[FTE Teachers](#) *** : 13.5

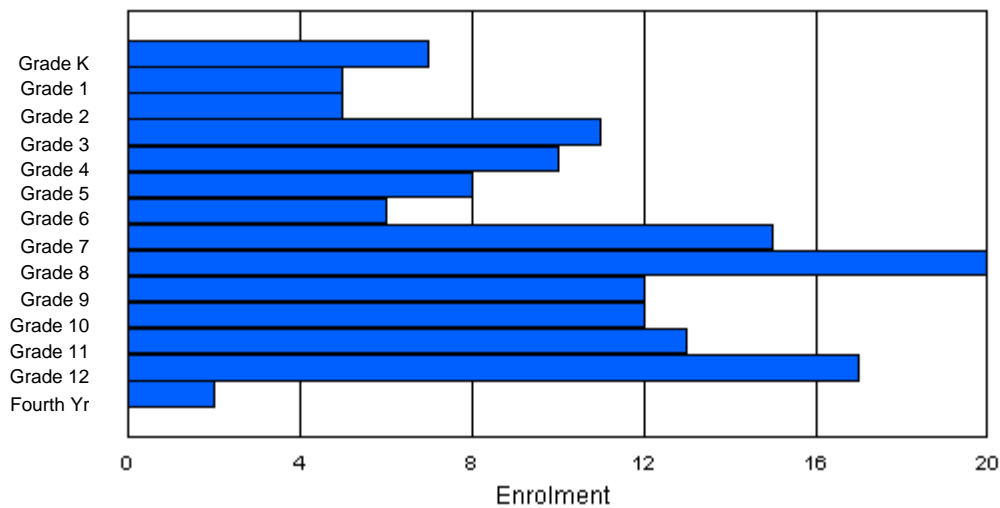
Enrolment By Age and Gender

Gender	Age																Total
	5	6	7	8	9	10	11	12	13	14	15	16	17	18	19	20>	
Male	6	4	2	9	6	4	2	6	10	8	8	5	10	2	0	0	82
Female	1	1	3	2	4	4	4	8	11	3	4	5	10	0	1	0	61
Total	7	5	5	11	10	8	6	14	21	11	12	10	20	2	1	0	143

Enrolment By Grade and Gender

Gender	Grade														Total
	K	1	2	3	4	5	6	7	8	9	10	11	12	4th	
Male	6	4	2	9	6	4	2	6	10	9	8	7	8	1	82
Female	1	1	3	2	4	4	4	9	10	3	4	6	9	1	61
Total	7	5	5	11	10	8	6	15	20	12	12	13	17	2	143

Enrolment By Grade
For 427



* Data from the 2006-2007 AGR(Enrolment/Age as of the last day in Sept./Dec.)

** Newfoundland Statistics Classification System

*** May include itinerant teachers

District 4 - Eastern

#428 - Clarenville Middle School, Clarenville

Classification: Urban Community/Central Region**
Offers Distance Education: No

Grades: 4-8 Number of Grades: 5

[School FTE PTR : 14.1](#)
[District FTE PTR : 14.1](#)
[Provincial FTE PTR : 13.1](#)

[FTE Teachers](#) *** : 19.0

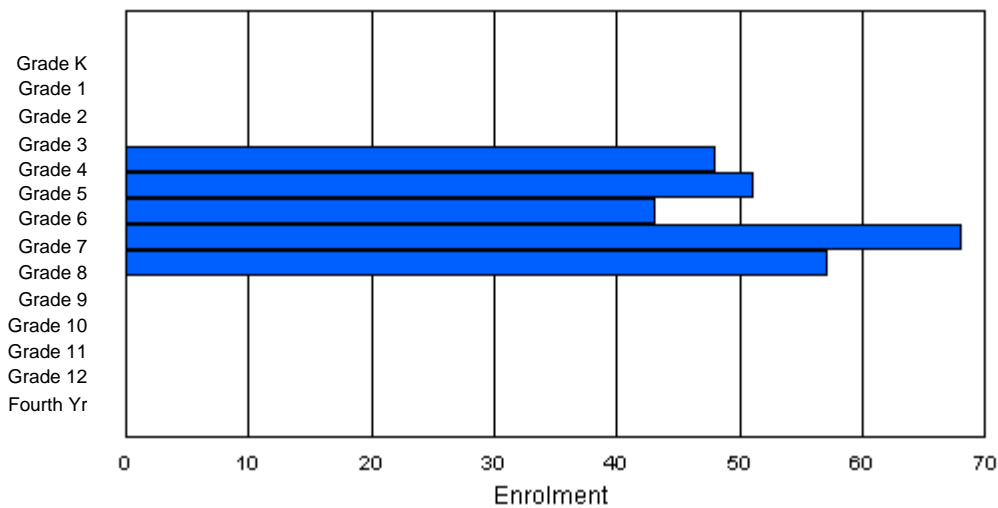
Enrolment By Age and Gender

Gender	Age																Total
	5	6	7	8	9	10	11	12	13	14	15	16	17	18	19	20>	
Male	0	0	0	0	28	29	15	43	29	0	0	0	0	0	0	0	144
Female	0	0	0	0	20	22	28	25	28	0	0	0	0	0	0	0	123
Total	0	0	0	0	48	51	43	68	57	0	0	0	0	0	0	0	267

Enrolment By Grade and Gender

Gender	Grade														Total
	K	1	2	3	4	5	6	7	8	9	10	11	12	4th	
Male	0	0	0	0	28	29	15	43	29	0	0	0	0	0	144
Female	0	0	0	0	20	22	28	25	28	0	0	0	0	0	123
Total	0	0	0	0	48	51	43	68	57	0	0	0	0	0	267

Enrolment By Grade
For 428



* Data from the 2006-2007 AGR(Enrolment/Age as of the last day in Sept./Dec.)

** Newfoundland Statistics Classification System

*** May include itinerant teachers

District 4 - Eastern

#429 - Clarenville Primary School, Clarenville

Classification: Urban Community/Central Region**
Offers Distance Education: No

Grades: K-3

Number of Grades: 4

[School FTE PTR : 13.9](#)

[District FTE PTR : 14.1](#)

[Provincial FTE PTR : 13.1](#)

[FTE Teachers](#) *** : 13.0

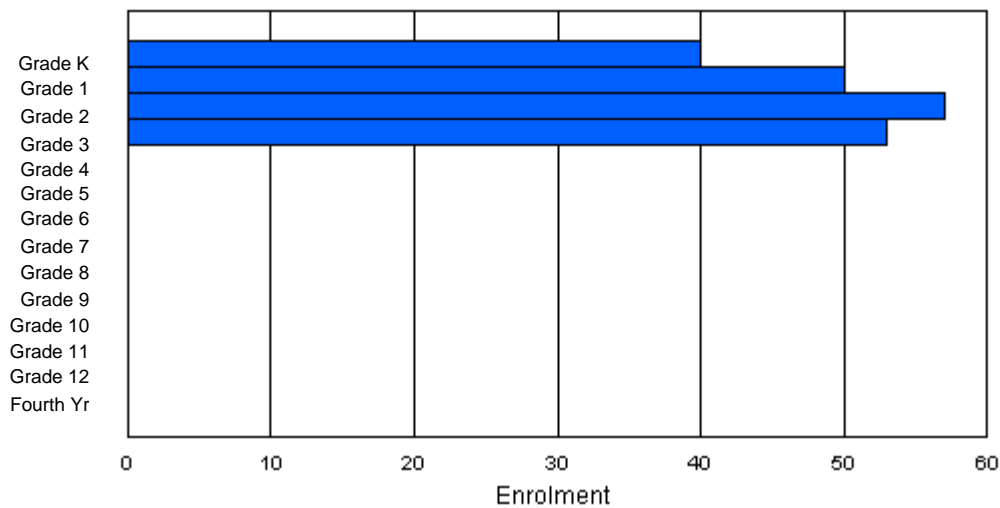
Enrolment By Age and Gender

Gender	Age																Total
	5	6	7	8	9	10	11	12	13	14	15	16	17	18	19	20>	
Male	19	22	29	32	0	0	0	0	0	0	0	0	0	0	0	0	102
Female	21	28	28	21	0	0	0	0	0	0	0	0	0	0	0	0	98
Total	40	50	57	53	0	0	0	0	0	0	0	0	0	0	0	200	

Enrolment By Grade and Gender

Gender	Grade															Total
	K	1	2	3	4	5	6	7	8	9	10	11	12	4th		
Male	19	22	29	32	0	0	0	0	0	0	0	0	0	0	102	
Female	21	28	28	21	0	0	0	0	0	0	0	0	0	0	98	
Total	40	50	57	53	0	0	0	0	0	0	0	0	0	0	200	

Enrolment By Grade
For 429



* Data from the 2006-2007 AGR(Enrolment/Age as of the last day in Sept./Dec.)

** Newfoundland Statistics Classification System

*** May include itinerant teachers

District 4 - Eastern

#430 - St. Mark's School, King's Cove

Classification: Rural Community/Central Region**
Offers Distance Education: Yes

Grades: K-12

Number of Grades: 13

[School FTE PTR : 9.3](#)

[District FTE PTR : 14.1](#)

[Provincial FTE PTR : 13.1](#)

[FTE Teachers](#) *** : 13.0

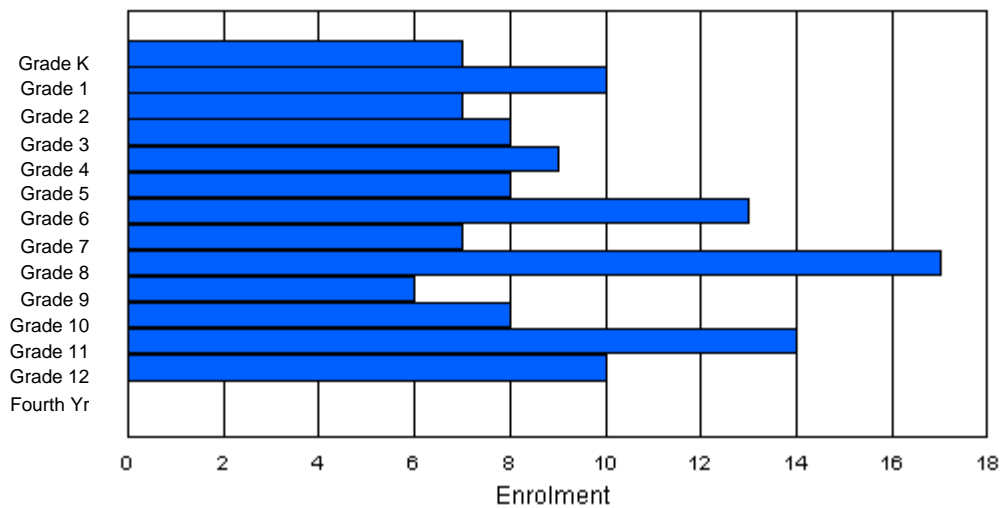
Enrolment By Age and Gender

Gender	Age																Total
	5	6	7	8	9	10	11	12	13	14	15	16	17	18	19	20>	
Male	3	5	2	4	7	6	7	3	7	4	2	7	6	0	2	0	65
Female	4	5	5	4	2	2	5	5	10	2	6	7	2	0	0	0	59
Total	7	10	7	8	9	8	12	8	17	6	8	14	8	0	2	0	124

Enrolment By Grade and Gender

Gender	Grade														Total
	K	1	2	3	4	5	6	7	8	9	10	11	12	4th	
Male	3	5	2	4	7	6	7	3	7	4	2	7	8	0	65
Female	4	5	5	4	2	2	6	4	10	2	6	7	2	0	59
Total	7	10	7	8	9	8	13	7	17	6	8	14	10	0	124

Enrolment By Grade
For 430



* Data from the 2006-2007 AGR(Enrolment/Age as of the last day in Sept./Dec.)

** Newfoundland Statistics Classification System

*** May include itinerant teachers

District 4 - Eastern

#431 - Southwest Arm Academy, Little Heart's Ease

Classification: Rural Community/Central Region**
Offers Distance Education: Yes

Grades: K-12

Number of Grades: 13

[School FTE PTR : 9.6](#)

[District FTE PTR : 14.1](#)

[Provincial FTE PTR : 13.1](#)

[FTE Teachers](#) *** : 12.0

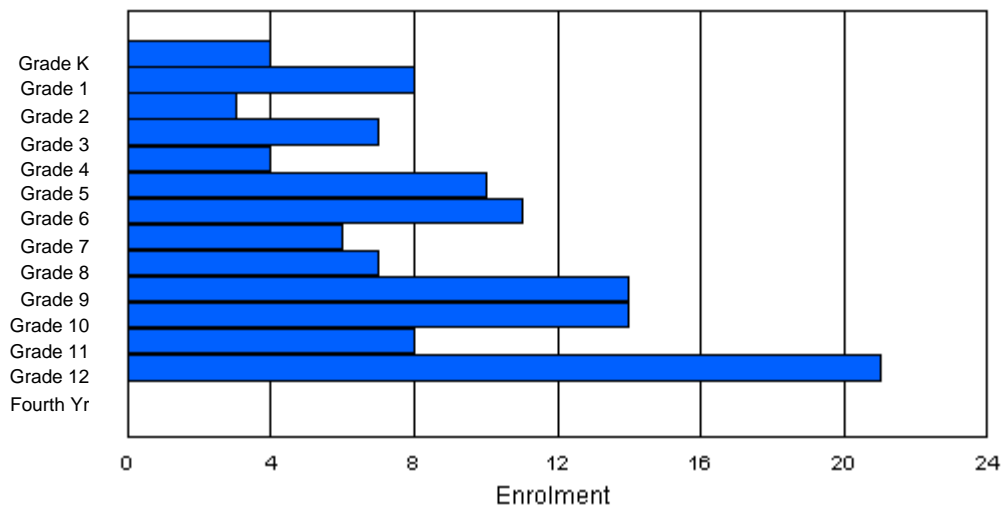
Enrolment By Age and Gender

Gender	Age																	Total
	5	6	7	8	9	10	11	12	13	14	15	16	17	18	19	20>		
Male	3	4	0	5	3	4	6	3	3	4	8	3	9	0	0	0	55	
Female	1	4	3	2	1	3	8	3	4	10	6	5	12	0	0	0	62	
Total	4	8	3	7	4	7	14	6	7	14	14	8	21	0	0	0	117	

Enrolment By Grade and Gender

Gender	Grade															Total
	K	1	2	3	4	5	6	7	8	9	10	11	12	4th		
Male	3	4	0	5	3	6	4	3	3	4	8	3	9	0	55	
Female	1	4	3	2	1	4	7	3	4	10	6	5	12	0	62	
Total	4	8	3	7	4	10	11	6	7	14	14	8	21	0	117	

Enrolment By Grade
For 431



* Data from the 2006-2007 AGR(Enrolment/Age as of the last day in Sept./Dec.)

** Newfoundland Statistics Classification System

*** May include itinerant teachers

District 4 - Eastern

#433 - Tricon Elementary, Bay de Verde

Classification: Rural Community/Avalon Region**
Offers Distance Education: No

Grades: K-6 Number of Grades: 7

[School FTE PTR : 11.1](#)
[District FTE PTR : 14.1](#)
[Provincial FTE PTR : 13.1](#)

[FTE Teachers](#) *** : 8.3

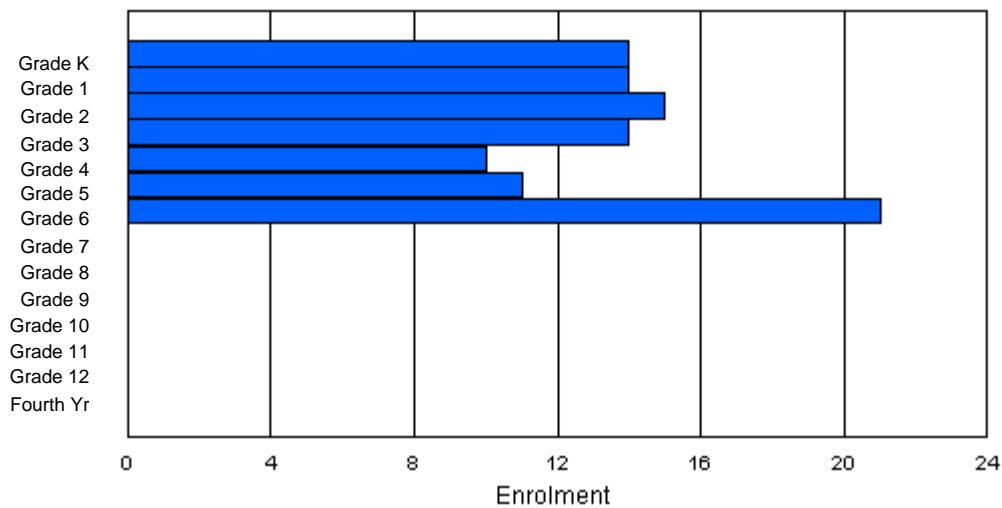
Enrolment By Age and Gender

Gender	Age																Total
	5	6	7	8	9	10	11	12	13	14	15	16	17	18	19	20>	
Male	9	7	10	3	8	7	8	0	0	0	0	0	0	0	0	0	52
Female	5	7	5	11	2	4	13	0	0	0	0	0	0	0	0	0	47
Total	14	14	15	14	10	11	21	0	0	0	0	0	0	0	0	0	99

Enrolment By Grade and Gender

Gender	Grade														Total
	K	1	2	3	4	5	6	7	8	9	10	11	12	4th	
Male	9	7	10	3	8	7	8	0	0	0	0	0	0	0	52
Female	5	7	5	11	2	4	13	0	0	0	0	0	0	0	47
Total	14	14	15	14	10	11	21	0	0	0	0	0	0	0	99

Enrolment By Grade
For 433



* Data from the 2006-2007 AGR(Enrolment/Age as of the last day in Sept./Dec.)

** Newfoundland Statistics Classification System

*** May include itinerant teachers

District 4 - Eastern

#435 - St. Anne's Academy, Dunville

Classification: Rural Community/Avalon Region**
Offers Distance Education: No

Grades: K-9 Number of Grades: 10

[School FTE PTR : 13.2](#)
[District FTE PTR : 14.1](#)
[Provincial FTE PTR : 13.1](#)

[FTE Teachers](#) *** : 16.4

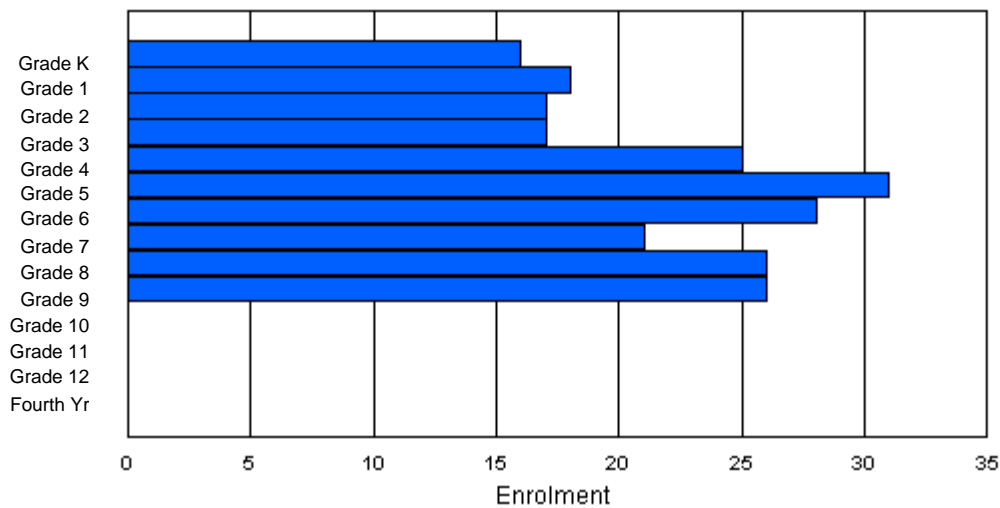
Enrolment By Age and Gender

Gender	Age																Total
	5	6	7	8	9	10	11	12	13	14	15	16	17	18	19	20>	
Male	7	11	5	13	12	16	17	9	12	16	1	0	0	0	0	0	119
Female	9	7	8	6	14	15	12	11	13	11	0	0	0	0	0	0	106
Total	16	18	13	19	26	31	29	20	25	27	1	0	0	0	0	0	225

Enrolment By Grade and Gender

Gender	Grade														Total
	K	1	2	3	4	5	6	7	8	9	10	11	12	4th	
Male	7	11	8	12	11	15	17	10	13	15	0	0	0	0	119
Female	9	7	9	5	14	16	11	11	13	11	0	0	0	0	106
Total	16	18	17	17	25	31	28	21	26	26	0	0	0	0	225

Enrolment By Grade
For 435



* Data from the 2006-2007 AGR(Enrolment/Age as of the last day in Sept./Dec.)

** Newfoundland Statistics Classification System

*** May include itinerant teachers

District 4 - Eastern

#438 - Epiphany Elementary, Heart's Delight

Classification: Rural Community/Avalon Region**
Offers Distance Education: No

Grades: K-6

Number of Grades: 7

[School FTE PTR : 8.1](#)

[District FTE PTR : 14.1](#)

[Provincial FTE PTR : 13.1](#)

[FTE Teachers](#) *** : 7.2

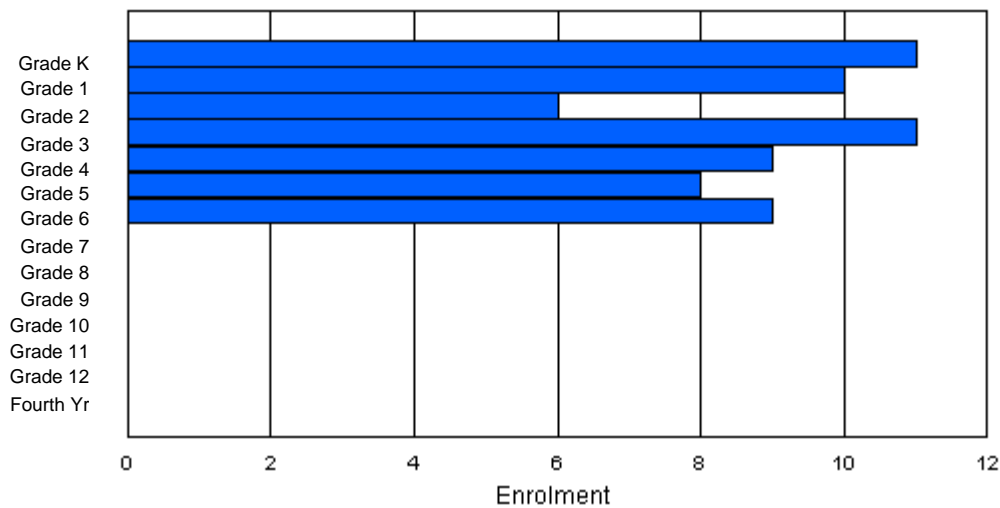
Enrolment By Age and Gender

Gender	Age																Total
	5	6	7	8	9	10	11	12	13	14	15	16	17	18	19	20>	
Male	5	5	1	4	3	4	4	1	0	0	0	0	0	0	0	0	27
Female	6	5	5	8	5	3	5	0	0	0	0	0	0	0	0	0	37
Total	11	10	6	12	8	7	9	1	0	0	0	0	0	0	0	0	64

Enrolment By Grade and Gender

Gender	Grade														Total
	K	1	2	3	4	5	6	7	8	9	10	11	12	4th	
Male	5	5	1	3	4	5	4	0	0	0	0	0	0	0	27
Female	6	5	5	8	5	3	5	0	0	0	0	0	0	0	37
Total	11	10	6	11	9	8	9	0	0	0	0	0	0	0	64

Enrolment By Grade
For 438



* Data from the 2006-2007 AGR(Enrolment/Age as of the last day in Sept./Dec.)

** Newfoundland Statistics Classification System

*** May include itinerant teachers

District 4 - Eastern

#442 - Persalvic Elementary, Victoria

Classification: Rural Community/Avalon Region**
Offers Distance Education: No

Grades: K-9

Number of Grades: 10

[School FTE PTR : 13.1](#)

[District FTE PTR : 14.1](#)

[Provincial FTE PTR : 13.1](#)

[FTE Teachers](#) *** : 20.9

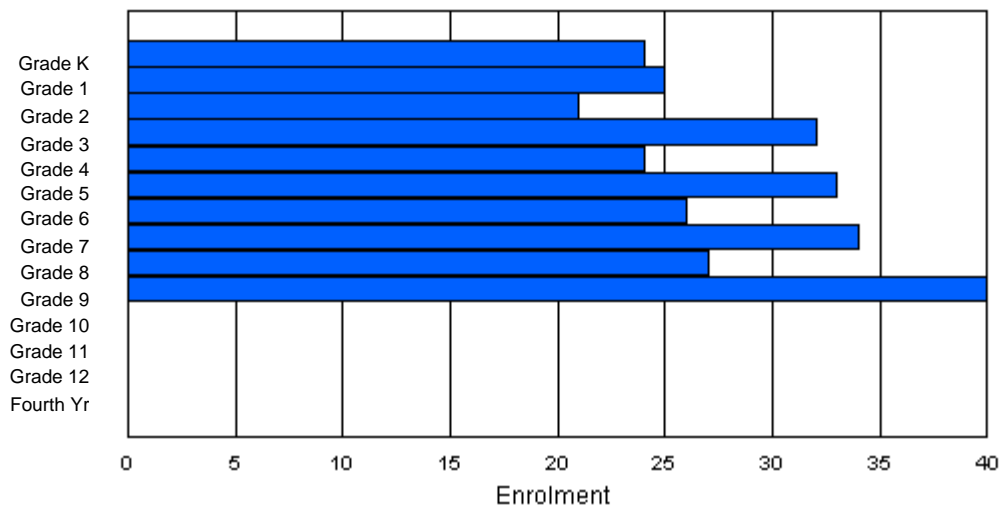
Enrolment By Age and Gender

Gender	Age																Total
	5	6	7	8	9	10	11	12	13	14	15	16	17	18	19	20>	
Male	14	12	11	17	10	21	10	23	7	22	0	0	0	0	0	0	147
Female	10	13	9	15	14	13	15	12	18	20	0	0	0	0	0	0	139
Total	24	25	20	32	24	34	25	35	25	42	0	0	0	0	0	0	286

Enrolment By Grade and Gender

Gender	Grade														Total
	K	1	2	3	4	5	6	7	8	9	10	11	12	4th	
Male	14	12	12	17	10	20	10	23	9	20	0	0	0	0	147
Female	10	13	9	15	14	13	16	11	18	20	0	0	0	0	139
Total	24	25	21	32	24	33	26	34	27	40	0	0	0	0	286

Enrolment By Grade
For 442



* Data from the 2006-2007 AGR(Enrolment/Age as of the last day in Sept./Dec.)

** Newfoundland Statistics Classification System

*** May include itinerant teachers

District 4 - Eastern

#444 - Cabot Academy, Western Bay

Classification: Rural Community/Avalon Region**
Offers Distance Education: No

Grades: K-9

Number of Grades: 10

[School FTE PTR : 12.4](#)

[District FTE PTR : 14.1](#)

[Provincial FTE PTR : 13.1](#)

[FTE Teachers](#) *** : 12.0

Enrolment By Age and Gender

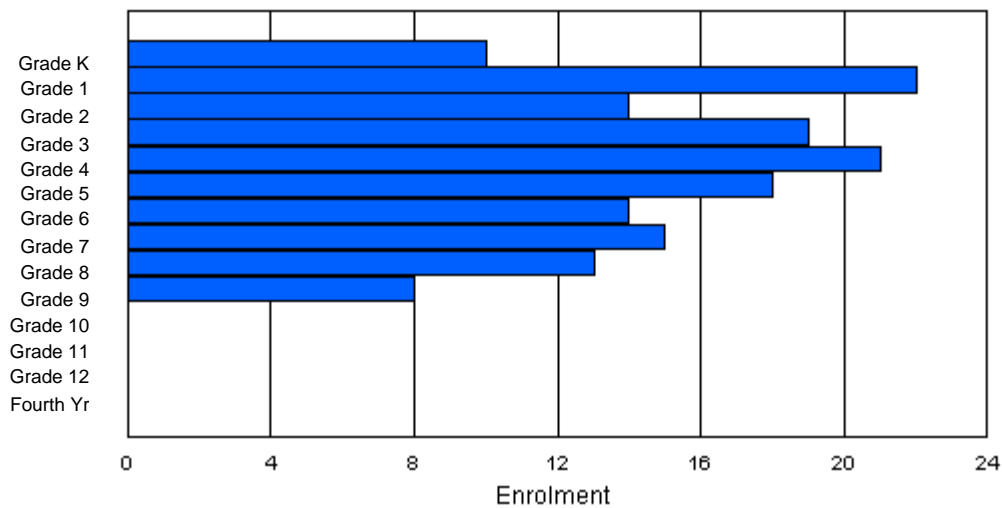
Gender	Age																Total
	5	6	7	8	9	10	11	12	13	14	15	16	17	18	19	20>	
Male	5	9	8	12	10	9	5	8	7	4	0	0	0	0	0	0	77
Female	5	11	8	7	10	10	9	7	5	4	1	0	0	0	0	0	77
Total	10	20	16	19	20	19	14	15	12	8	1	0	0	0	0	0	154

Enrolment By Grade and Gender

Gender	Grade														Total
	K	1	2	3	4	5	6	7	8	9	10	11	12	4th	
Male	5	11	6	12	10	9	5	8	7	4	0	0	0	0	77
Female	5	11	8	7	11	9	9	7	6	4	0	0	0	0	77
Total	10	22	14	19	21	18	14	15	13	8	0	0	0	0	154

Enrolment By Grade

For 444



* Data from the 2006-2007 AGR(Enrolment/Age as of the last day in Sept./Dec.)

** Newfoundland Statistics Classification System

*** May include itinerant teachers

District 4 - Eastern

#446 - Whitbourne Elementary, Whitbourne

Grades: K-6

Number of Grades: 7

[FTE Teachers](#) *** : 7.3

Classification: Rural Community/Avalon Region**

Offers Distance Education: No

[School FTE PTR : 11.6](#)

[District FTE PTR : 14.1](#)

[Provincial FTE PTR : 13.1](#)

Enrolment By Age and Gender

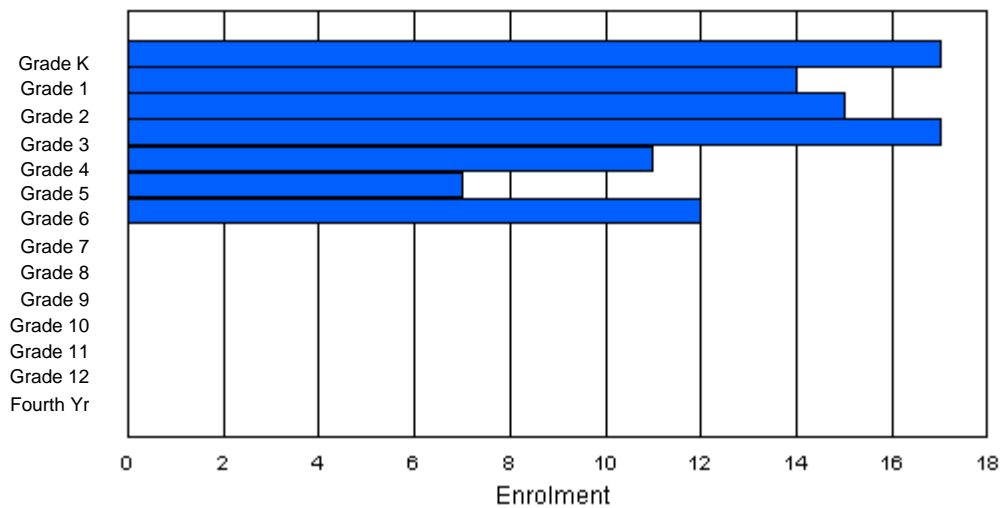
Gender	Age																Total
	5	6	7	8	9	10	11	12	13	14	15	16	17	18	19	20>	
Male	7	8	6	8	6	3	10	0	0	0	0	0	0	0	0	0	48
Female	10	6	9	9	5	4	2	0	0	0	0	0	0	0	0	0	45
Total	17	14	15	17	11	7	12	0	0	0	0	0	0	0	0	0	93

Enrolment By Grade and Gender

Gender	Grade															Total
	K	1	2	3	4	5	6	7	8	9	10	11	12	4th		
Male	7	8	6	8	6	3	10	0	0	0	0	0	0	0	0	48
Female	10	6	9	9	5	4	2	0	0	0	0	0	0	0	0	45
Total	17	14	15	17	11	7	12	0	0	0	0	0	0	0	0	93

Enrolment By Grade

For 446



* Data from the 2006-2007 AGR(Enrolment/Age as of the last day in Sept./Dec.)

** Newfoundland Statistics Classification System

*** May include itinerant teachers

District 4 - Eastern

#447 - Baltimore School, Ferryland

Classification: Rural Community/Avalon Region**
Offers Distance Education: Yes

Grades: K-12

Number of Grades: 13

[School FTE PTR : 12.8](#)

[District FTE PTR : 14.1](#)

[Provincial FTE PTR : 13.1](#)

[FTE Teachers](#) *** : 25.5

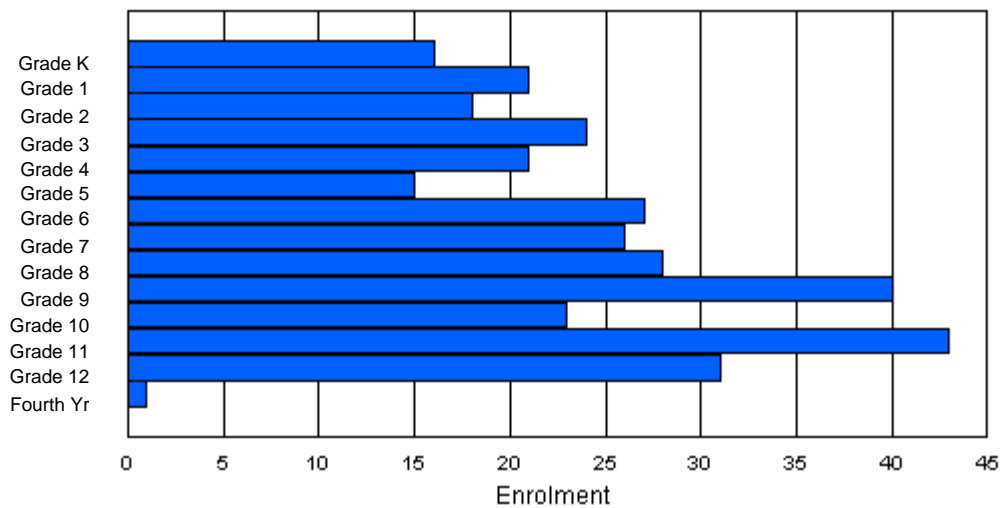
Enrolment By Age and Gender

Gender	Age																Total
	5	6	7	8	9	10	11	12	13	14	15	16	17	18	19	20>	
Male	10	10	9	13	11	8	15	13	15	16	17	13	17	5	0	1	173
Female	6	11	9	11	10	7	12	13	13	21	8	26	13	1	0	0	161
Total	16	21	18	24	21	15	27	26	28	37	25	39	30	6	0	1	334

Enrolment By Grade and Gender

Gender	Grade														Total
	K	1	2	3	4	5	6	7	8	9	10	11	12	4th	
Male	10	10	9	13	11	8	15	13	15	18	15	16	19	1	173
Female	6	11	9	11	10	7	12	13	13	22	8	27	12	0	161
Total	16	21	18	24	21	15	27	26	28	40	23	43	31	1	334

Enrolment By Grade
For 447



* Data from the 2006-2007 AGR(Enrolment/Age as of the last day in Sept./Dec.)

** Newfoundland Statistics Classification System

*** May include itinerant teachers

District 4 - Eastern

#452 - District School, St. John's

Classification: Urban Community/Avalon Region**
Offers Distance Education: No

Grades: 9 Number of Grades: 3

[School FTE PTR : 0.9](#)
[District FTE PTR : 14.1](#)
[Provincial FTE PTR : 13.1](#)

[FTE Teachers](#) *** : 28.5

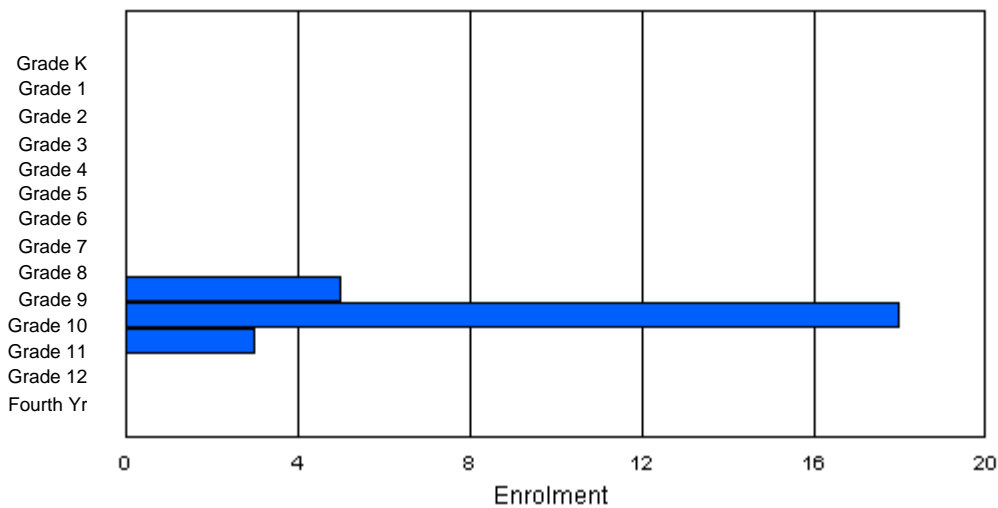
Enrolment By Age and Gender

Gender	Age																	Total
	5	6	7	8	9	10	11	12	13	14	15	16	17	18	19	20>		
Male	0	0	0	0	0	0	0	0	0	1	4	7	5	3	0	0	20	
Female	0	0	0	0	0	0	0	0	0	0	2	2	1	1	0	0	6	
Total	0	0	0	0	0	0	0	0	0	1	6	9	6	4	0	0	26	

Enrolment By Grade and Gender

Gender	Grade															Total
	K	1	2	3	4	5	6	7	8	9	10	11	12	4th		
Male	0	0	0	0	0	0	0	0	0	4	14	2	0	0	20	
Female	0	0	0	0	0	0	0	0	0	1	4	1	0	0	6	
Total	0	0	0	0	0	0	0	0	0	5	18	3	0	0	26	

Enrolment By Grade
For 452



* Data from the 2006-2007 AGR(Enrolment/Age as of the last day in Sept./Dec.)

** Newfoundland Statistics Classification System

*** May include itinerant teachers

District 4 - Eastern

#464 - Crescent Collegiate, Blaketown

Classification: Rural Community/Avalon Region**
Offers Distance Education: No

Grades: 7-12

Number of Grades: 6

[School FTE PTR : 16.1](#)

[District FTE PTR : 14.1](#)

[Provincial FTE PTR : 13.1](#)

[FTE Teachers](#) *** : 41.5

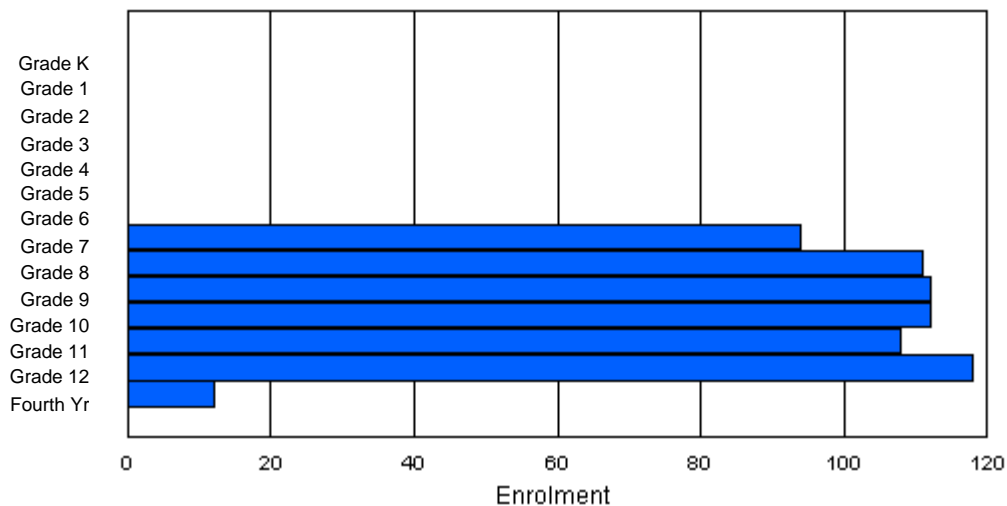
Enrolment By Age and Gender

Gender	Age																Total
	5	6	7	8	9	10	11	12	13	14	15	16	17	18	19	20>	
Male	0	0	0	0	0	0	0	39	58	50	58	53	54	21	4	1	338
Female	0	0	0	0	0	0	0	48	45	60	56	53	55	11	1	0	329
Total	0	0	0	0	0	0	0	87	103	110	114	106	109	32	5	1	667

Enrolment By Grade and Gender

Gender	Grade														Total
	K	1	2	3	4	5	6	7	8	9	10	11	12	4th	
Male	0	0	0	0	0	0	0	45	60	52	57	59	59	6	338
Female	0	0	0	0	0	0	0	49	51	60	55	49	59	6	329
Total	0	0	0	0	0	0	0	94	111	112	112	108	118	12	667

Enrolment By Grade
For 464



* Data from the 2006-2007 AGR(Enrolment/Age as of the last day in Sept./Dec.)

** Newfoundland Statistics Classification System

*** May include itinerant teachers

District 4 - Eastern

#465 - Holy Cross Junior High School, St. John's

Classification: Urban Community/Avalon Region**
Offers Distance Education: No

Grades: 7-9

Number of Grades: 3

[School FTE PTR : 10.2](#)

[District FTE PTR : 14.1](#)

[Provincial FTE PTR : 13.1](#)

[FTE Teachers](#) *** : 17.5

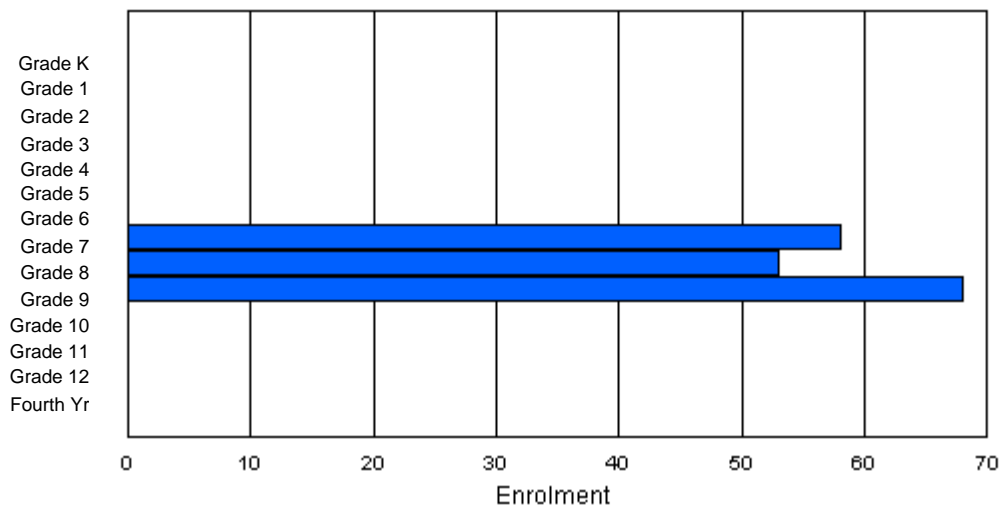
Enrolment By Age and Gender

Gender	Age																Total
	5	6	7	8	9	10	11	12	13	14	15	16	17	18	19	20>	
Male	0	0	0	0	0	0	0	21	22	33	14	1	0	0	0	0	91
Female	0	0	0	0	0	0	0	25	26	28	8	1	0	0	0	0	88
Total	0	0	0	0	0	0	0	46	48	61	22	2	0	0	0	0	179

Enrolment By Grade and Gender

Gender	Grade														Total
	K	1	2	3	4	5	6	7	8	9	10	11	12	4th	
Male	0	0	0	0	0	0	0	26	26	39	0	0	0	0	91
Female	0	0	0	0	0	0	0	32	27	29	0	0	0	0	88
Total	0	0	0	0	0	0	0	58	53	68	0	0	0	0	179

Enrolment By Grade
For 465



* Data from the 2006-2007 AGR(Enrolment/Age as of the last day in Sept./Dec.)

** Newfoundland Statistics Classification System

*** May include itinerant teachers

District 4 - Eastern

#466 - Macpherson Elementary, St. John's

Grades: K-6

Number of Grades: 7

[FTE Teachers](#) *** : 17.0

Classification: Urban Community/Avalon Region**

Offers Distance Education: No

[School FTE PTR : 9.2](#)

[District FTE PTR : 14.1](#)

[Provincial FTE PTR : 13.1](#)

Enrolment By Age and Gender

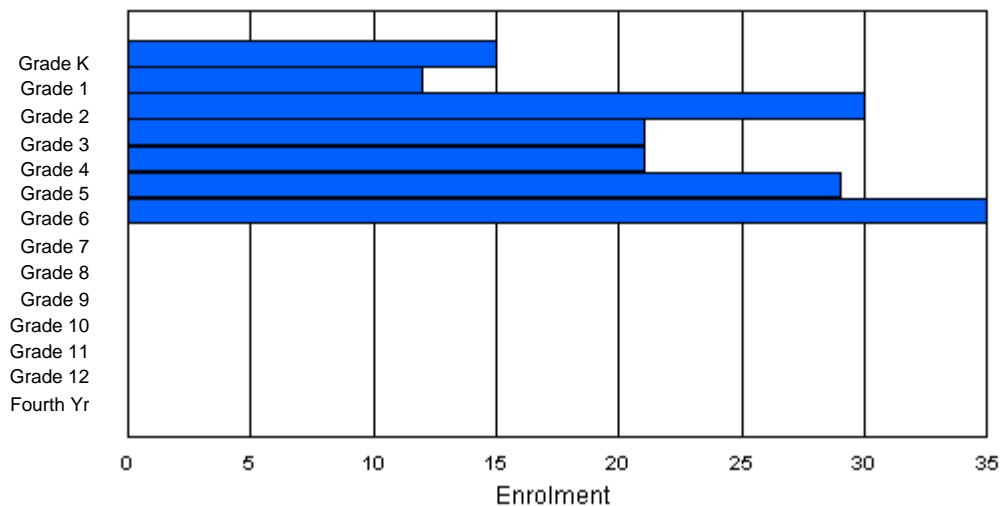
Gender	Age																Total
	5	6	7	8	9	10	11	12	13	14	15	16	17	18	19	20>	
Male	6	6	15	12	13	11	17	3	0	0	0	0	0	0	0	0	83
Female	9	6	14	8	7	15	17	4	0	0	0	0	0	0	0	0	80
Total	15	12	29	20	20	26	34	7	0	0	0	0	0	0	0	0	163

Enrolment By Grade and Gender

Gender	Grade														Total
	K	1	2	3	4	5	6	7	8	9	10	11	12	4th	
Male	6	6	16	12	13	13	17	0	0	0	0	0	0	0	83
Female	9	6	14	9	8	16	18	0	0	0	0	0	0	0	80
Total	15	12	30	21	21	29	35	0	0	0	0	0	0	0	163

Enrolment By Grade

For 466



* Data from the 2006-2007 AGR(Enrolment/Age as of the last day in Sept./Dec.)

** Newfoundland Statistics Classification System

*** May include itinerant teachers

District 4 - Eastern

#468 - Hazelwood Elementary School, St. John's

Grades: K-6

Number of Grades: 7

[FTE Teachers](#) *** : 32.8

Classification: Urban Community/Avalon Region**

Offers Distance Education: No

[School FTE PTR : 16.1](#)

[District FTE PTR : 14.1](#)

[Provincial FTE PTR : 13.1](#)

Enrolment By Age and Gender

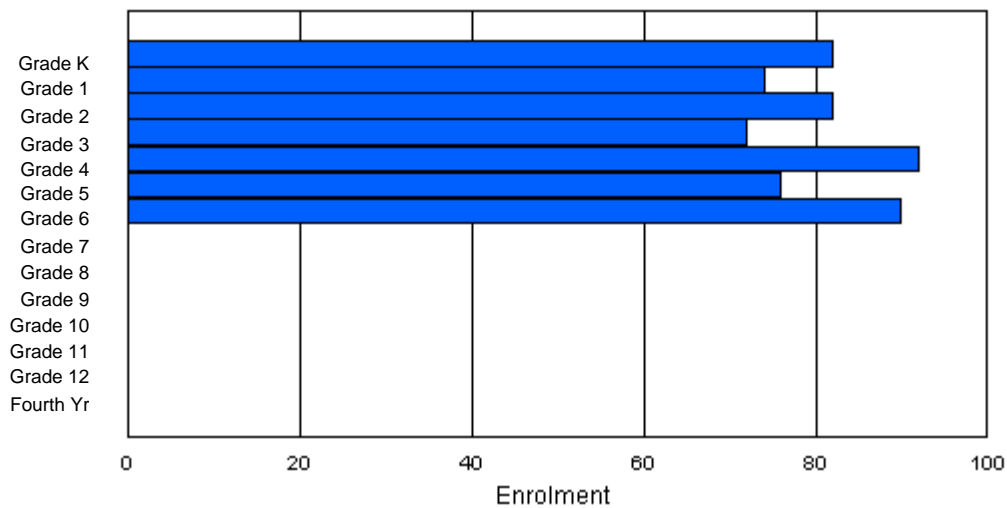
Gender	Age																Total
	5	6	7	8	9	10	11	12	13	14	15	16	17	18	19	20>	
Male	44	33	43	47	48	52	45	3	0	0	0	0	0	0	0	0	315
Female	35	34	38	29	41	33	42	1	0	0	0	0	0	0	0	0	253
Total	79	67	81	76	89	85	87	4	0	0	0	0	0	0	0	0	568

Enrolment By Grade and Gender

Gender	Grade														Total
	K	1	2	3	4	5	6	7	8	9	10	11	12	4th	
Male	46	39	43	44	50	45	48	0	0	0	0	0	0	0	315
Female	36	35	39	28	42	31	42	0	0	0	0	0	0	0	253
Total	82	74	82	72	92	76	90	0	0	0	0	0	0	0	568

Enrolment By Grade

For 468



* Data from the 2006-2007 AGR(Enrolment/Age as of the last day in Sept./Dec.)

** Newfoundland Statistics Classification System

*** May include itinerant teachers

District 4 - Eastern

#471 - Heritage Collegiate, Lethbridge

Classification: Rural Community/Central Region**
Offers Distance Education: Yes

Grades: 7-12

Number of Grades: 6

[School FTE PTR : 13.9](#)

[District FTE PTR : 14.1](#)

[Provincial FTE PTR : 13.1](#)

[FTE Teachers](#) *** : 17.0

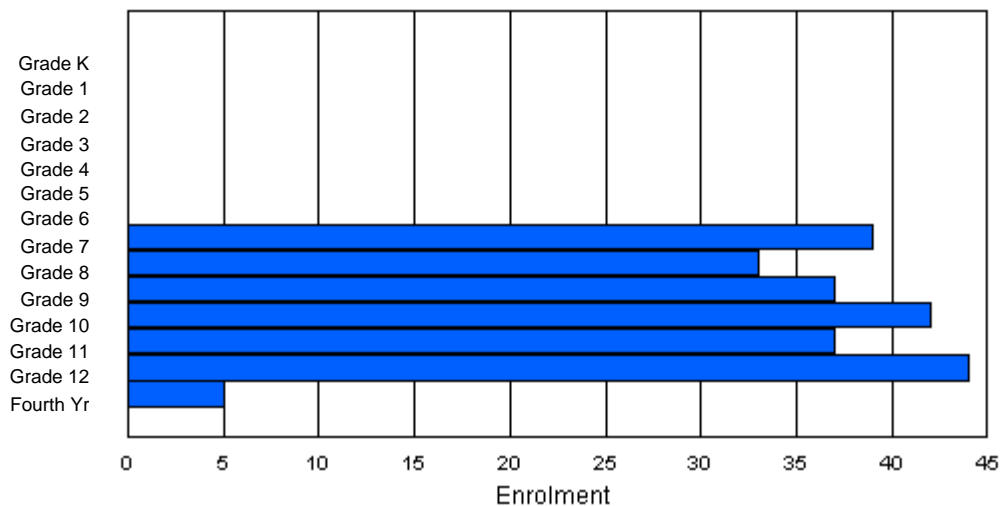
Enrolment By Age and Gender

Gender	Age																Total
	5	6	7	8	9	10	11	12	13	14	15	16	17	18	19	20>	
Male	0	0	0	0	0	0	0	24	18	20	18	22	20	3	0	1	126
Female	0	0	0	0	0	0	0	14	16	17	23	14	25	2	0	0	111
Total	0	0	0	0	0	0	0	38	34	37	41	36	45	5	0	1	237

Enrolment By Grade and Gender

Gender	Grade														Total
	K	1	2	3	4	5	6	7	8	9	10	11	12	4th	
Male	0	0	0	0	0	0	0	25	17	20	19	21	21	3	126
Female	0	0	0	0	0	0	0	14	16	17	23	16	23	2	111
Total	0	0	0	0	0	0	0	39	33	37	42	37	44	5	237

Enrolment By Grade
For 471



* Data from the 2006-2007 AGR(Enrolment/Age as of the last day in Sept./Dec.)

** Newfoundland Statistics Classification System

*** May include itinerant teachers

District 4 - Eastern

#473 - Cape St. Francis Elementary, Pouch Cove

Grades: K-6

Number of Grades: 7

[FTE Teachers](#) *** : 18.1

Classification: Urban Community/Avalon Region**

Offers Distance Education: No

[School FTE PTR : 12.9](#)

[District FTE PTR : 14.1](#)

[Provincial FTE PTR : 13.1](#)

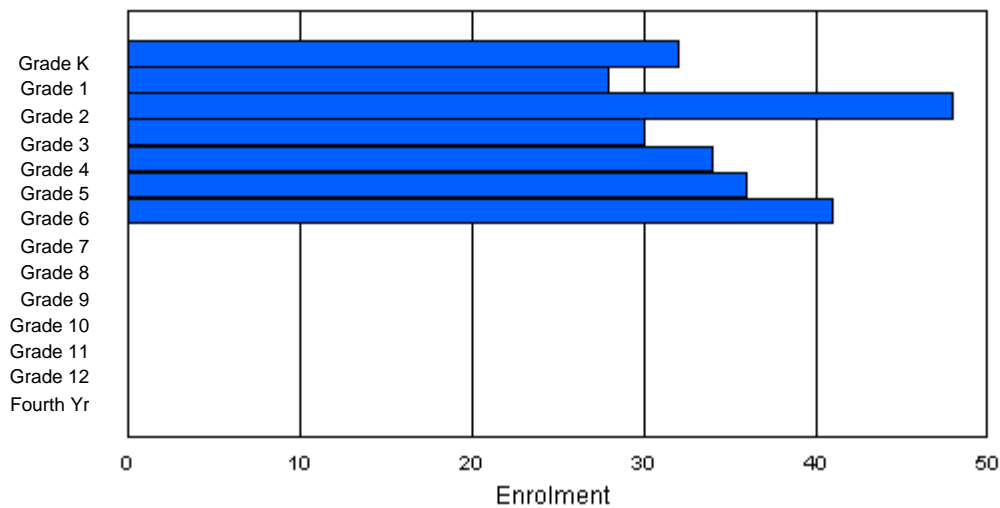
Enrolment By Age and Gender

Gender	Age																Total
	5	6	7	8	9	10	11	12	13	14	15	16	17	18	19	20>	
Male	20	16	23	18	22	19	18	1	0	0	0	0	0	0	0	0	137
Female	12	12	25	11	13	17	22	0	0	0	0	0	0	0	0	0	112
Total	32	28	48	29	35	36	40	1	0	0	0	0	0	0	0	0	249

Enrolment By Grade and Gender

Gender	Grade														Total
	K	1	2	3	4	5	6	7	8	9	10	11	12	4th	
Male	20	15	23	19	21	20	19	0	0	0	0	0	0	0	137
Female	12	13	25	11	13	16	22	0	0	0	0	0	0	0	112
Total	32	28	48	30	34	36	41	0	0	0	0	0	0	0	249

Enrolment By Grade
For 473



* Data from the 2006-2007 AGR(Enrolment/Age as of the last day in Sept./Dec.)

** Newfoundland Statistics Classification System

*** May include itinerant teachers

District 4 - Eastern

#476 - Baccalieu Collegiate, Old Perlican

Classification: Rural Community/Avalon Region**
Offers Distance Education: No

Grades: 7-12

Number of Grades: 6

[School FTE PTR : 12.4](#)

[District FTE PTR : 14.1](#)

[Provincial FTE PTR : 13.1](#)

[FTE Teachers](#) *** : 20.5

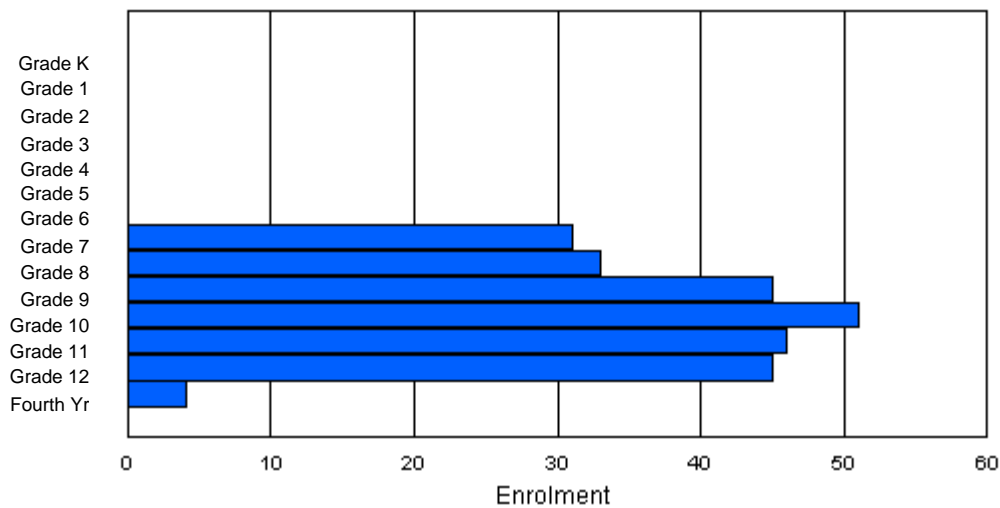
Enrolment By Age and Gender

Gender	Age																Total
	5	6	7	8	9	10	11	12	13	14	15	16	17	18	19	20>	
Male	0	0	0	0	1	0	0	16	14	21	24	37	23	6	0	0	142
Female	0	0	0	0	0	0	0	15	17	27	19	13	20	1	1	0	113
Total	0	0	0	0	1	0	0	31	31	48	43	50	43	7	1	0	255

Enrolment By Grade and Gender

Gender	Grade														Total
	K	1	2	3	4	5	6	7	8	9	10	11	12	4th	
Male	0	0	0	0	0	0	0	16	14	21	31	33	24	3	142
Female	0	0	0	0	0	0	0	15	19	24	20	13	21	1	113
Total	0	0	0	0	0	0	0	31	33	45	51	46	45	4	255

Enrolment By Grade
For 476



* Data from the 2006-2007 AGR(Enrolment/Age as of the last day in Sept./Dec.)

** Newfoundland Statistics Classification System

*** May include itinerant teachers

District 4 - Eastern

#924 - Tricentia Academy, Arnold's Cove

Classification: Rural Community/Avalon Region**
Offers Distance Education: Yes

Grades: K-12

Number of Grades: 13

[School FTE PTR : 13.1](#)

[District FTE PTR : 14.1](#)

[Provincial FTE PTR : 13.1](#)

[FTE Teachers](#) *** : 26.5

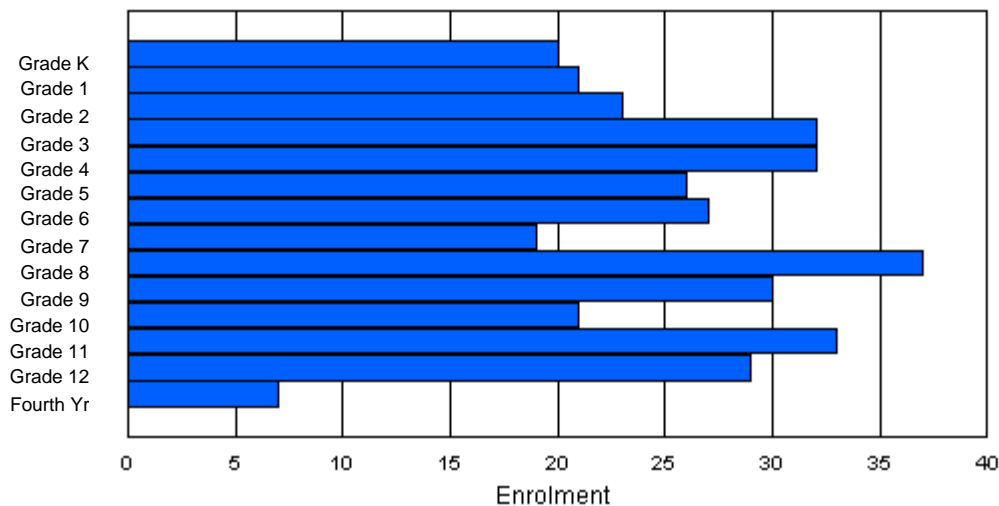
Enrolment By Age and Gender

Gender	Age																Total
	5	6	7	8	9	10	11	12	13	14	15	16	17	18	19	20>	
Male	8	11	10	17	14	14	15	13	21	20	12	16	18	5	0	0	194
Female	12	10	12	16	18	12	10	8	13	12	8	13	14	5	0	0	163
Total	20	21	22	33	32	26	25	21	34	32	20	29	32	10	0	0	357

Enrolment By Grade and Gender

Gender	Grade														Total
	K	1	2	3	4	5	6	7	8	9	10	11	12	4th	
Male	8	11	10	17	14	14	17	11	24	18	12	20	15	3	194
Female	12	10	13	15	18	12	10	8	13	12	9	13	14	4	163
Total	20	21	23	32	32	26	27	19	37	30	21	33	29	7	357

Enrolment By Grade
For 924



* Data from the 2006-2007 AGR(Enrolment/Age as of the last day in Sept./Dec.)

** Newfoundland Statistics Classification System

*** May include itinerant teachers

District 5 - Conseil scolaire francophone

#095 - École Notre-Dame du Cap, De Grau

Grades: K-2,4-8

Number of Grades: 8

Classification: Rural Community/Western Region**
Offers Distance Education: No

[School FTE PTR : 9.6](#)

[District FTE PTR : 7.7](#)

[Provincial FTE PTR : 13.1](#)

[FTE Teachers](#) *** : 5.0

Enrolment By Age and Gender

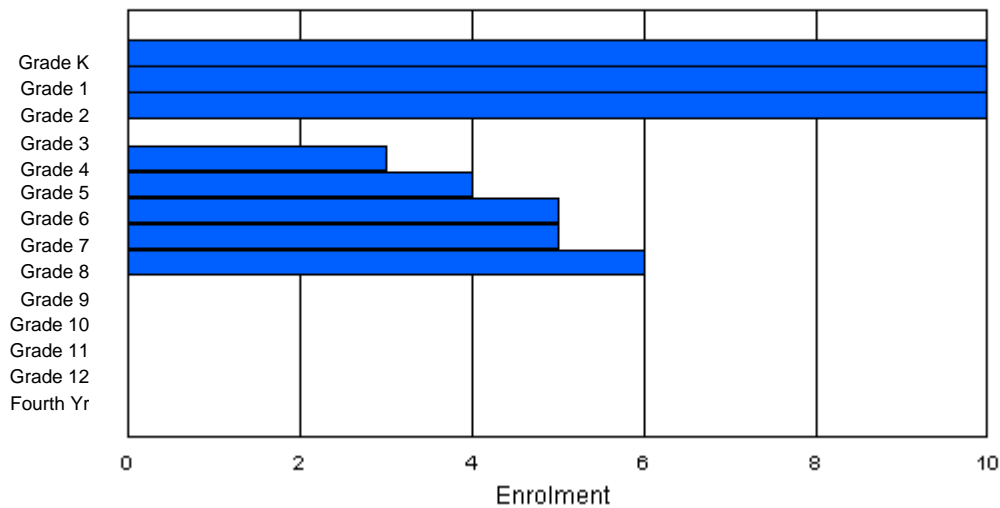
Gender	Age																	Total
	5	6	7	8	9	10	11	12	13	14	15	16	17	18	19	20>		
Male	4	3	4	0	1	1	1	5	1	2	0	0	0	0	0	0	22	
Female	6	6	6	1	2	2	4	1	1	2	0	0	0	0	0	0	31	
Total	10	9	10	1	3	3	5	6	2	4	0	0	0	0	0	0	53	

Enrolment By Grade and Gender

Gender	Grade															Total
	K	1	2	3	4	5	6	7	8	9	10	11	12	4th		
Male	4	3	4	0	1	2	1	4	3	0	0	0	0	0	22	
Female	6	7	6	0	2	2	4	1	3	0	0	0	0	0	31	
Total	10	10	10	0	3	4	5	5	6	0	0	0	0	0	53	

Enrolment By Grade

For 095



* Data from the 2006-2007 AGR(Enrolment/Age as of the last day in Sept./Dec.)

** Newfoundland Statistics Classification System

*** May include itinerant teachers

District 5 - Conseil scolaire francophone

#107 - École Ste-Anne, La Grand'Terre

Classification: Rural Community/Western Region**
Offers Distance Education: No

Grades: K-11

Number of Grades: 12

[School FTE PTR : 8.8](#)

[District FTE PTR : 7.7](#)

[Provincial FTE PTR : 13.1](#)

[FTE Teachers](#) *** : 8.0

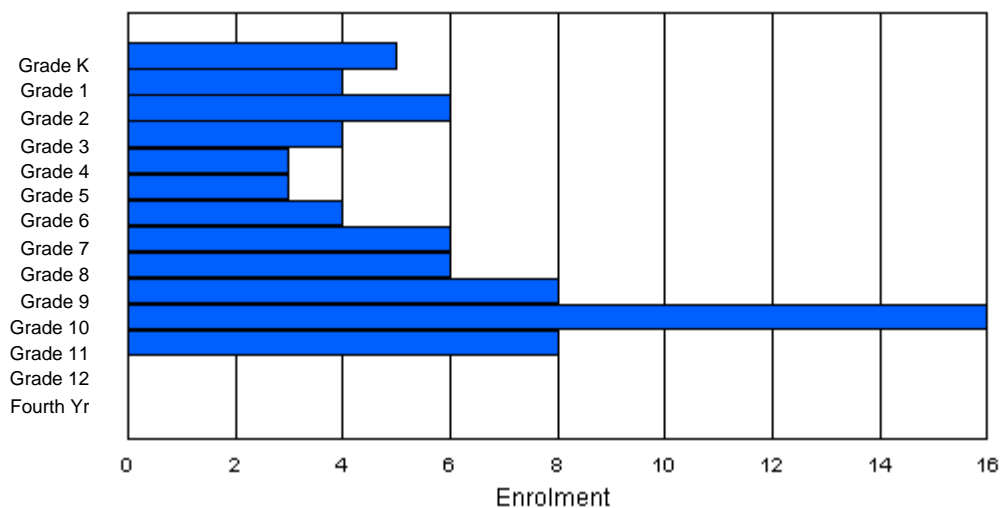
Enrolment By Age and Gender

Gender	Age																Total
	5	6	7	8	9	10	11	12	13	14	15	16	17	18	19	20>	
Male	3	1	2	3	2	2	0	2	2	3	7	4	2	0	0	0	33
Female	2	3	3	2	1	1	3	4	4	5	4	7	1	0	0	0	40
Total	5	4	5	5	3	3	3	6	6	8	11	11	3	0	0	0	73

Enrolment By Grade and Gender

Gender	Grade														Total
	K	1	2	3	4	5	6	7	8	9	10	11	12	4th	
Male	3	1	2	3	2	2	0	3	2	3	11	1	0	0	33
Female	2	3	4	1	1	1	4	3	4	5	5	7	0	0	40
Total	5	4	6	4	3	3	4	6	6	8	16	8	0	0	73

Enrolment By Grade
For 107



* Data from the 2006-2007 AGR(Enrolment/Age as of the last day in Sept./Dec.)

** Newfoundland Statistics Classification System

*** May include itinerant teachers

District 5 - Conseil scolaire francophone

#459 - Centre éducatif l'ENVOL, Labrador City

Grades: K-8,10,12 Number of Grades: 11

[FTE Teachers](#) *** : 3.0

Classification: Urban Community/Labrador Region**
Offers Distance Education: No

[School FTE PTR : 8.7](#)

[District FTE PTR : 7.7](#)

[Provincial FTE PTR : 13.1](#)

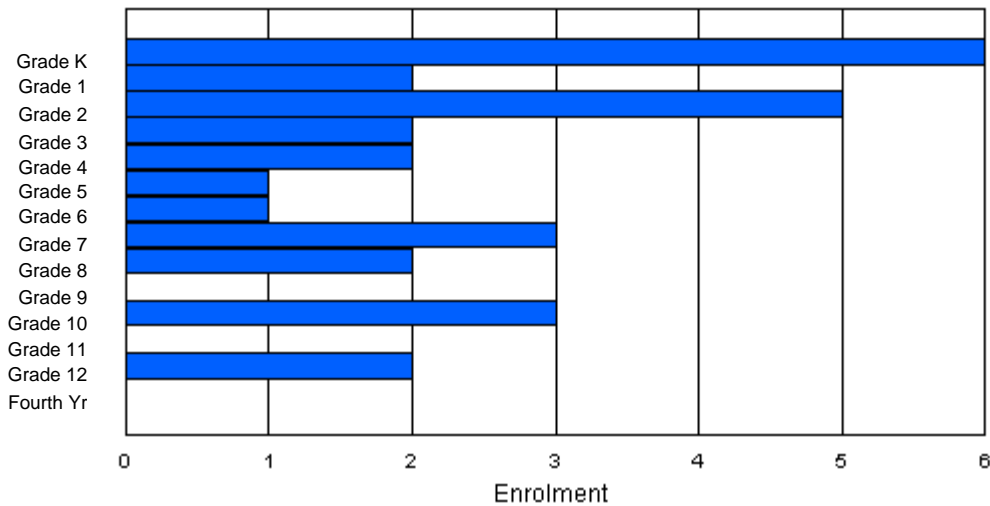
Enrolment By Age and Gender

Gender	Age																Total
	5	6	7	8	9	10	11	12	13	14	15	16	17	18	19	20>	
Male	5	0	3	3	2	0	0	1	1	2	1	1	0	1	0	0	20
Female	1	2	1	0	0	1	1	1	0	0	0	2	0	0	0	9	
Total	6	2	4	3	2	1	1	2	1	2	1	3	0	1	0	29	

Enrolment By Grade and Gender

Gender	Grade														Total
	K	1	2	3	4	5	6	7	8	9	10	11	12	4th	
Male	5	0	4	2	2	0	0	2	2	0	2	0	1	0	20
Female	1	2	1	0	0	1	1	1	0	0	1	0	1	0	9
Total	6	2	5	2	2	1	1	3	2	0	3	0	2	0	29

Enrolment By Grade
For 459



* Data from the 2006-2007 AGR(Enrolment/Age as of the last day in Sept./Dec.)

** Newfoundland Statistics Classification System

*** May include itinerant teachers

District 5 - Conseil scolaire francophone

#460 - Centre scolaire et communautaire des Grands-Vents, St. John'

Classification: Urban Community/Avalon Region**
Offers Distance Education: No

Grades: K-10

Number of Grades: 11

[School FTE PTR : 6.1](#)

[District FTE PTR : 7.7](#)

[Provincial FTE PTR : 13.1](#)

[FTE Teachers](#) *** : 7.5

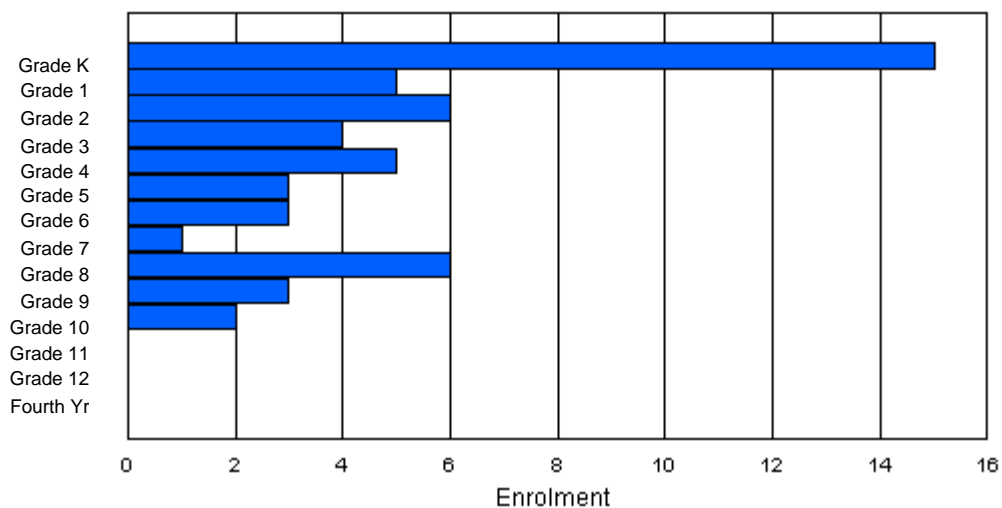
Enrolment By Age and Gender

Gender	Age																	Total
	5	6	7	8	9	10	11	12	13	14	15	16	17	18	19	20>		
Male	5	2	2	2	2	2	1	1	1	3	0	1	0	0	0	0	22	
Female	10	4	3	3	0	2	1	1	4	0	1	1	1	0	0	0	31	
Total	15	6	5	5	2	4	2	2	5	3	1	2	1	0	0	0	53	

Enrolment By Grade and Gender

Gender	Grade															Total
	K	1	2	3	4	5	6	7	8	9	10	11	12	4th		
Male	5	2	4	2	3	2	1	1	1	0	1	0	0	0	22	
Female	10	3	2	2	2	1	2	0	5	3	1	0	0	0	31	
Total	15	5	6	4	5	3	3	1	6	3	2	0	0	0	53	

Enrolment By Grade
For 460



* Data from the 2006-2007 AGR(Enrolment/Age as of the last day in Sept./Dec.)

** Newfoundland Statistics Classification System

*** May include itinerant teachers

District 5 - Conseil scolaire francophone

#472 - École Boréale de Goose Bay, Happy Valley - Goose Bay

Classification: Urban Community/Labrador Region**
Offers Distance Education: No

Grades: K-2,6,7 Number of Grades: 5

[School FTE PTR : 4.3](#)
[District FTE PTR : 7.7](#)
[Provincial FTE PTR : 13.1](#)

[FTE Teachers](#) *** : 3.0

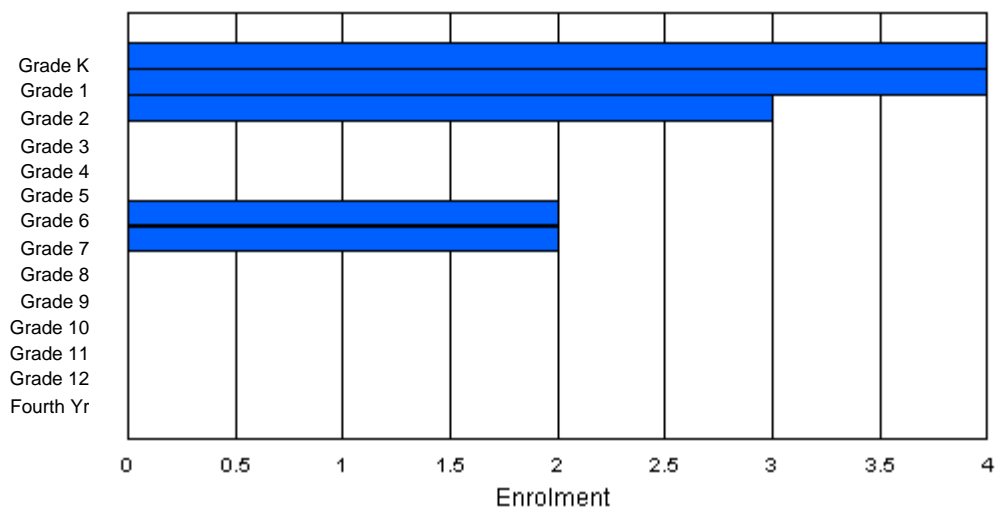
Enrolment By Age and Gender

Gender	Age																Total
	5	6	7	8	9	10	11	12	13	14	15	16	17	18	19	20>	
Male	1	1	2	0	0	0	0	0	0	0	0	0	0	0	0	0	4
Female	3	3	1	0	0	0	2	2	0	0	0	0	0	0	0	0	11
Total	4	4	3	0	0	0	2	2	0	0	0	0	0	0	0	0	15

Enrolment By Grade and Gender

Gender	Grade														Total
	K	1	2	3	4	5	6	7	8	9	10	11	12	4th	
Male	1	1	2	0	0	0	0	0	0	0	0	0	0	0	4
Female	3	3	1	0	0	0	2	2	0	0	0	0	0	0	11
Total	4	4	3	0	0	0	2	2	0	0	0	0	0	0	15

Enrolment By Grade
For 472



* Data from the 2006-2007 AGR(Enrolment/Age as of the last day in Sept./Dec.)

** Newfoundland Statistics Classification System

*** May include itinerant teachers

District 803 - Private

#373 - First Baptist Academy, Mount Pearl

Classification: Urban Community/Avalon Region**
Offers Distance Education: No

Grades: K-4,7-12

Number of Grades: 0

[School FTE PTR : N/A](#)

[FTE Teachers](#) *** : 0.0

[Provincial FTE PTR : 13.1](#)

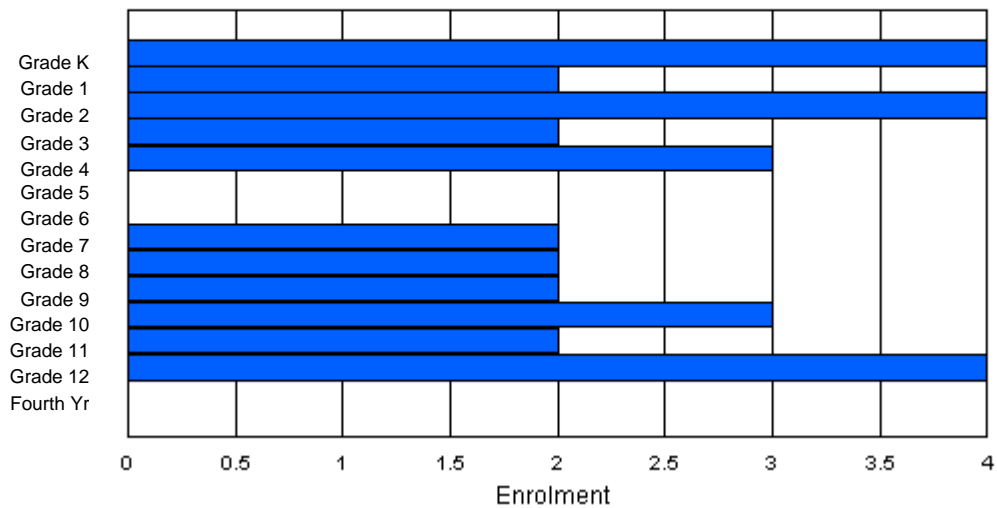
Enrolment By Age and Gender

Gender	Age																	Total
	5	6	7	8	9	10	11	12	13	14	15	16	17	18	19	20>		
Male	2	0	1	1	2	0	0	0	2	0	1	2	3	0	1	1	16	
Female	2	3	2	1	1	0	0	0	0	2	1	1	1	0	0	0	14	
Total	4	3	3	2	3	0	0	0	2	2	2	3	4	0	1	1	30	

Enrolment By Grade and Gender

Gender	Grade															Total
	K	1	2	3	4	5	6	7	8	9	10	11	12	4th		
Male	2	0	1	1	2	0	0	1	2	0	2	2	3	0	16	
Female	2	2	3	1	1	0	0	1	0	2	1	0	1	0	14	
Total	4	2	4	2	3	0	0	2	2	2	3	2	4	0	30	

Enrolment By Grade
For 373



* Data from the 2006-2007 AGR(Enrolment/Age as of the last day in Sept./Dec.)

** Newfoundland Statistics Classification System

*** May include itinerant teachers

District 803 - Private

#374 - Brother T. I. Murphy, St. John's

Classification: Urban Community/Avalon Region**
Offers Distance Education: No

Grades: 10-12

Number of Grades: 0

[School FTE PTR : N/A](#)

[FTE Teachers](#) *** : 0.0

[Provincial FTE PTR : 13.1](#)

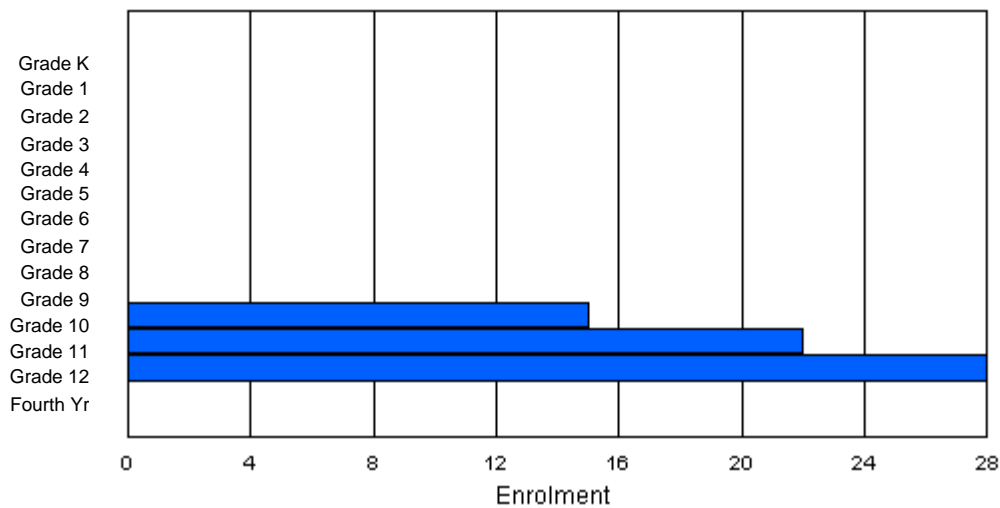
Enrolment By Age and Gender

Gender	Age																	Total
	5	6	7	8	9	10	11	12	13	14	15	16	17	18	19	20>		
Male	0	0	0	0	0	0	0	0	0	0	0	0	2	7	8	14	31	
Female	0	0	0	0	0	0	0	0	0	0	0	2	1	7	8	16	34	
Total	0	0	0	0	0	0	0	0	0	0	0	2	3	14	16	30	65	

Enrolment By Grade and Gender

Gender	Grade															Total
	K	1	2	3	4	5	6	7	8	9	10	11	12	4th		
Male	0	0	0	0	0	0	0	0	0	0	7	12	12	0	31	
Female	0	0	0	0	0	0	0	0	0	0	8	10	16	0	34	
Total	0	0	0	0	0	0	0	0	0	0	15	22	28	0	65	

Enrolment By Grade
For 374



* Data from the 2006-2007 AGR(Enrolment/Age as of the last day in Sept./Dec.)

** Newfoundland Statistics Classification System

*** May include itinerant teachers

District 803 - Private

#375 - Lakecrest -St. John's Independent School, St. John's

Classification: Urban Community/Avalon Region**
Offers Distance Education: No

Grades: K-9 Number of Grades: 0

[School FTE PTR : N/A](#)

[FTE Teachers](#) *** : 0.0

[Provincial FTE PTR : 13.1](#)

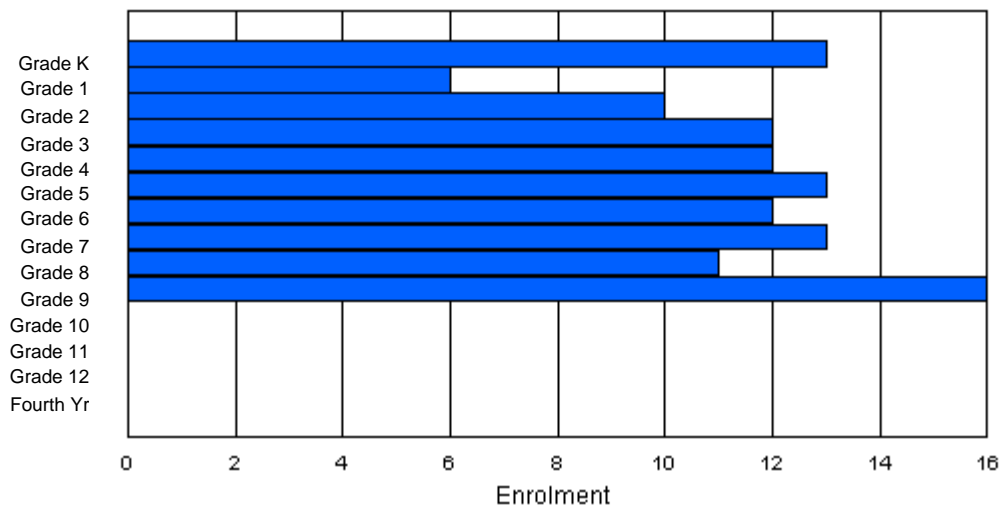
Enrolment By Age and Gender

Gender	Age																Total
	5	6	7	8	9	10	11	12	13	14	15	16	17	18	19	20>	
Male	6	2	8	8	8	7	4	6	5	7	0	0	0	0	0	0	61
Female	7	4	3	3	4	7	9	6	6	8	0	0	0	0	0	0	57
Total	13	6	11	11	12	14	13	12	11	15	0	0	0	0	0	0	118

Enrolment By Grade and Gender

Gender	Grade														Total
	K	1	2	3	4	5	6	7	8	9	10	11	12	4th	
Male	6	2	8	8	8	6	5	6	5	7	0	0	0	0	61
Female	7	4	2	4	4	7	7	7	6	9	0	0	0	0	57
Total	13	6	10	12	12	13	12	13	11	16	0	0	0	0	118

Enrolment By Grade
For 375



* Data from the 2006-2007 AGR(Enrolment/Age as of the last day in Sept./Dec.)

** Newfoundland Statistics Classification System

*** May include itinerant teachers

District 803 - Private

#450 - St. Bonaventure's College, St. John's

Classification: Urban Community/Avalon Region**
Offers Distance Education: No

Grades: K-12

Number of Grades: 0

[School FTE PTR : N/A](#)

[FTE Teachers](#) *** : 0.0

[Provincial FTE PTR : 13.1](#)

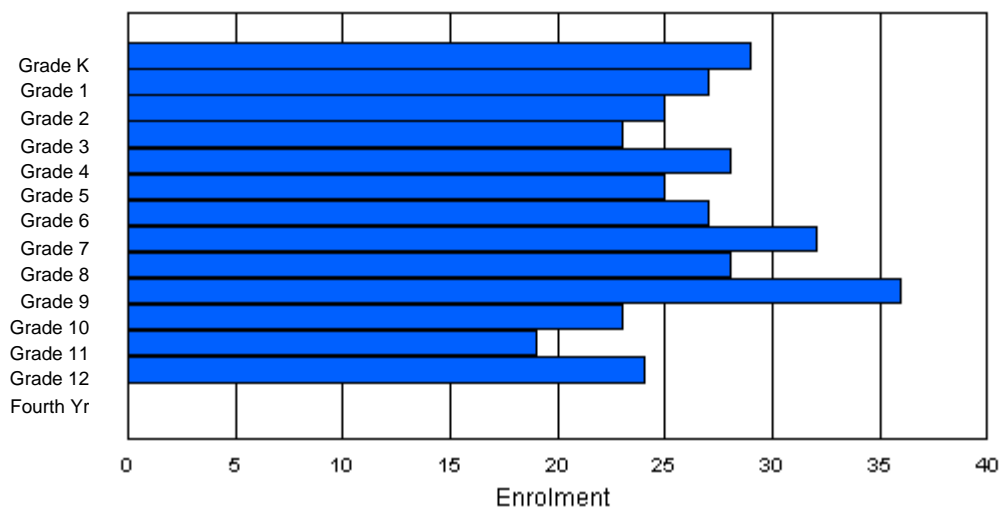
Enrolment By Age and Gender

Gender	Age																Total
	5	6	7	8	9	10	11	12	13	14	15	16	17	18	19	20>	
Male	11	16	12	11	14	12	13	14	11	18	17	4	10	1	1	0	165
Female	14	15	13	11	14	14	14	16	14	17	12	14	9	2	1	0	180
Total	25	31	25	22	28	26	27	30	25	35	29	18	19	3	2	0	345

Enrolment By Grade and Gender

Gender	Grade														Total
	K	1	2	3	4	5	6	7	8	9	10	11	12	4th	
Male	14	14	12	10	14	11	14	16	9	23	12	4	12	0	165
Female	15	13	13	13	14	14	13	16	19	13	11	15	12	0	181
Total	29	27	25	23	28	25	27	32	28	36	23	19	24	0	346

Enrolment By Grade
For 450



* Data from the 2006-2007 AGR(Enrolment/Age as of the last day in Sept./Dec.)

** Newfoundland Statistics Classification System

*** May include itinerant teachers

District 803 - Private

#453 - Eric G. Lambert All-Grade, Churchill Falls

Classification: Rural Community/Labrador Region**
Offers Distance Education: No

Grades: K-12 Number of Grades: 0

[School FTE PTR : N/A](#)

[FTE Teachers](#) *** : 0.0

[Provincial FTE PTR : 13.1](#)

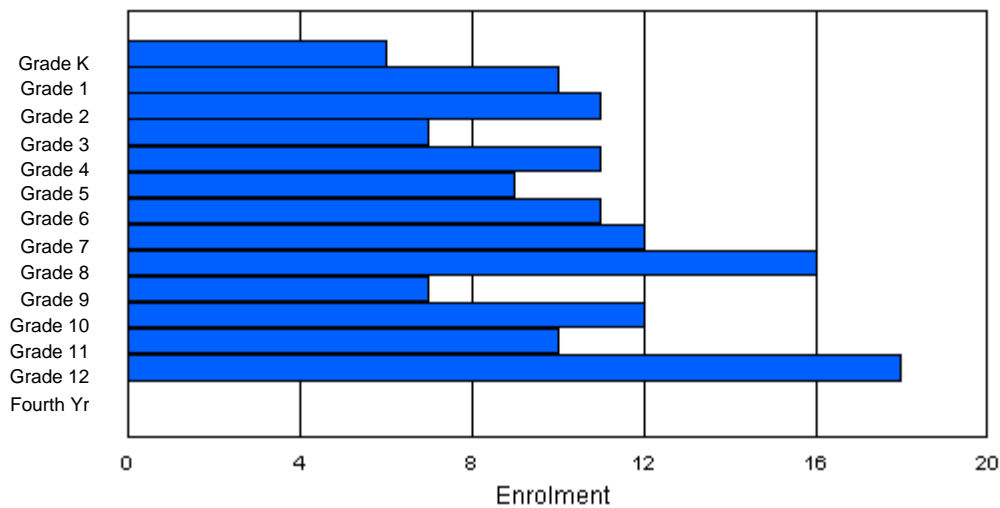
Enrolment By Age and Gender

Gender	Age																	Total
	5	6	7	8	9	10	11	12	13	14	15	16	17	18	19	20>		
Male	5	7	7	3	3	2	7	8	10	4	0	5	6	1	0	0	68	
Female	1	3	4	3	9	6	4	5	4	5	11	6	10	1	0	0	72	
Total	6	10	11	6	12	8	11	13	14	9	11	11	16	2	0	0	140	

Enrolment By Grade and Gender

Gender	Grade															Total
	K	1	2	3	4	5	6	7	8	9	10	11	12	4th		
Male	5	7	7	4	2	3	7	7	11	3	0	5	7	0	68	
Female	1	3	4	3	9	6	4	5	5	4	12	5	11	0	72	
Total	6	10	11	7	11	9	11	12	16	7	12	10	18	0	140	

Enrolment By Grade
For 453



* Data from the 2006-2007 AGR(Enrolment/Age as of the last day in Sept./Dec.)

** Newfoundland Statistics Classification System

*** May include itinerant teachers

District 803 - Private

#469 - Immaculate Heart of Mary School, Corner Brook

Classification: Urban Community/Western Region**

Offers Distance Education: No

Grades: K-9

Number of Grades: 0

[School FTE PTR : N/A](#)

[FTE Teachers](#) *** : 0.0

[Provincial FTE PTR : 13.1](#)

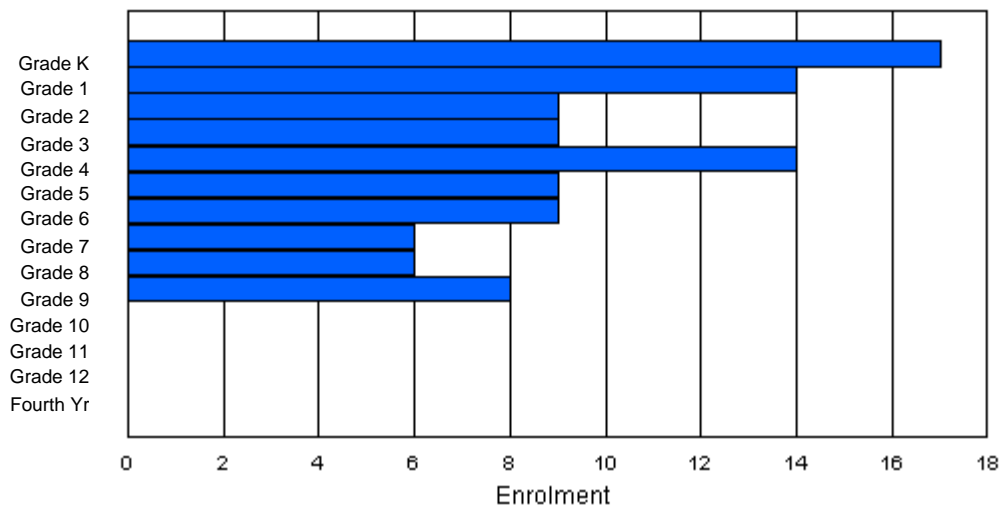
Enrolment By Age and Gender

Gender	Age																Total
	5	6	7	8	9	10	11	12	13	14	15	16	17	18	19	20>	
Male	9	4	2	4	7	3	5	3	3	2	1	0	0	0	0	0	43
Female	8	11	6	5	7	6	3	2	6	4	0	0	0	0	0	0	58
Total	17	15	8	9	14	9	8	5	9	6	1	0	0	0	0	0	101

Enrolment By Grade and Gender

Gender	Grade														Total
	K	1	2	3	4	5	6	7	8	9	10	11	12	4th	
Male	9	4	2	4	7	3	6	3	1	4	0	0	0	0	43
Female	8	10	7	5	7	6	3	3	5	4	0	0	0	0	58
Total	17	14	9	9	14	9	9	6	6	8	0	0	0	0	101

Enrolment By Grade
For 469



* Data from the 2006-2007 AGR(Enrolment/Age as of the last day in Sept./Dec.)

** Newfoundland Statistics Classification System

*** May include itinerant teachers

District 803 - Private

#479 - Holy Cross Community School Inc., St. Alban's

Classification: Rural Community/Southern Region**
Offers Distance Education: No

Grades: K-8

Number of Grades: 0

[School FTE PTR : N/A](#)

[FTE Teachers](#) *** : 0.0

[Provincial FTE PTR : 13.1](#)

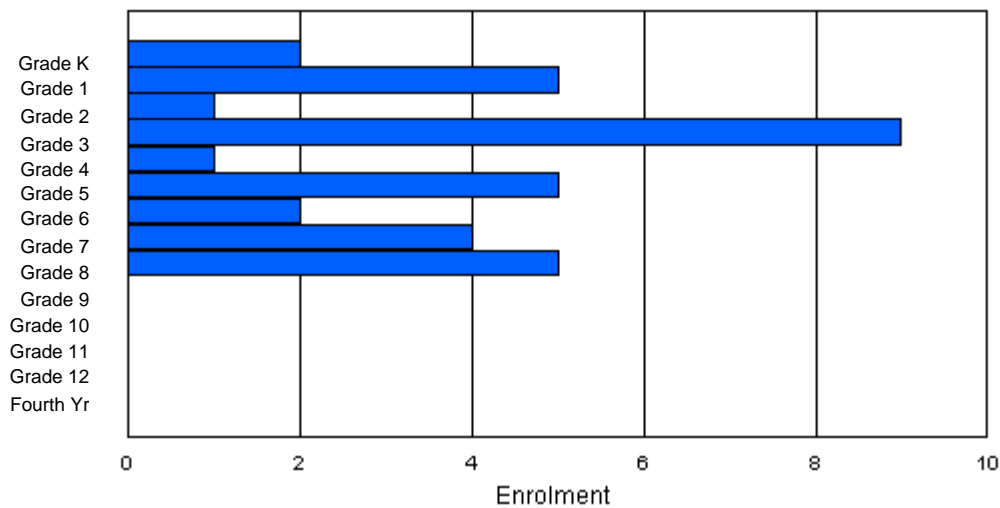
Enrolment By Age and Gender

Gender	Age																	Total
	5	6	7	8	9	10	11	12	13	14	15	16	17	18	19	20>		
Male	0	1	0	3	1	2	1	2	2	0	0	0	0	0	0	0	12	
Female	2	4	1	6	1	2	1	2	3	0	0	0	0	0	0	0	22	
Total	2	5	1	9	2	4	2	4	5	0	0	0	0	0	0	0	34	

Enrolment By Grade and Gender

Gender	Grade															Total
	K	1	2	3	4	5	6	7	8	9	10	11	12	4th		
Male	0	1	0	3	1	2	1	2	2	0	0	0	0	0	12	
Female	2	4	1	6	0	3	1	2	3	0	0	0	0	0	22	
Total	2	5	1	9	1	5	2	4	5	0	0	0	0	0	34	

Enrolment By Grade
For 479



* Data from the 2006-2007 AGR(Enrolment/Age as of the last day in Sept./Dec.)

** Newfoundland Statistics Classification System

*** May include itinerant teachers

District 804 - Native Federal

#019 - Mushuau Innu Natuashish School, Natuashish

Classification: Rural Community/Labrador Region**
Offers Distance Education: No

Grades: K-11

Number of Grades: 0

[School FTE PTR : 7.4](#)

[FTE Teachers](#) *** : 26.0

[Provincial FTE PTR : 13.1](#)

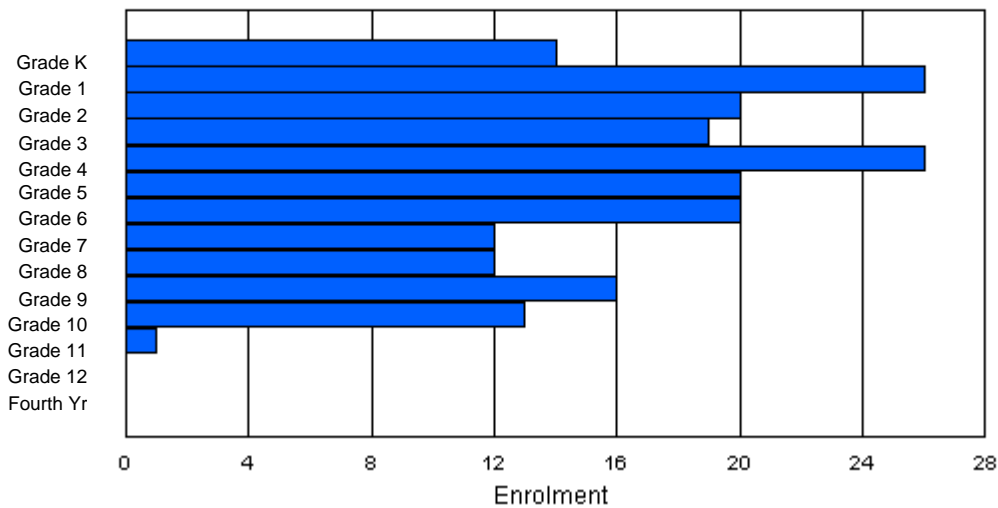
Enrolment By Age and Gender

Gender	Age																	Total
	5	6	7	8	9	10	11	12	13	14	15	16	17	18	19	20>		
Male	7	8	8	6	7	6	8	8	8	9	6	6	2	2	0	0	91	
Female	7	11	9	7	10	13	7	6	12	9	4	8	3	2	0	0	108	
Total	14	19	17	13	17	19	15	14	20	18	10	14	5	4	0	0	199	

Enrolment By Grade and Gender

Gender	Grade														Total
	K	1	2	3	4	5	6	7	8	9	10	11	12	4th	
Male	7	12	8	10	10	7	9	10	7	5	6	0	0	0	91
Female	7	14	12	9	16	13	11	2	5	11	7	1	0	0	108
Total	14	26	20	19	26	20	20	12	12	16	13	1	0	0	199

Enrolment By Grade
For 019



* Data from the 2006-2007 AGR(Enrolment/Age as of the last day in Sept./Dec.)

** Newfoundland Statistics Classification System

*** May include itinerant teachers

District 804 - Native Federal

#376 - St. Anneway Kegnamogwom, Conne River

Grades: K-12 Number of Grades: 0

Classification: Rural Community/Southern Region**

Offers Distance Education: No

[School FTE PTR : N/A](#)

[FTE Teachers](#) *** : 0.0

[Provincial FTE PTR : 13.1](#)

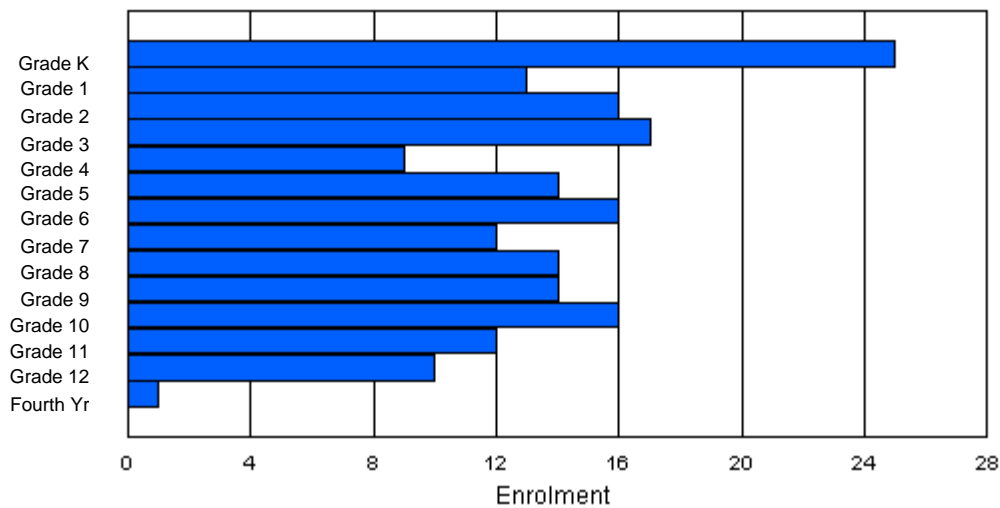
Enrolment By Age and Gender

Gender	Age																	Total
	5	6	7	8	9	10	11	12	13	14	15	16	17	18	19	20>		
Male	13	7	9	11	4	6	10	6	4	8	4	6	4	3	0	0	95	
Female	12	6	7	6	5	8	6	6	10	5	9	7	4	2	1	0	94	
Total	25	13	16	17	9	14	16	12	14	13	13	13	8	5	1	0	189	

Enrolment By Grade and Gender

Gender	Grade															Total
	K	1	2	3	4	5	6	7	8	9	10	11	12	4th		
Male	13	7	9	11	4	6	10	6	4	9	5	6	5	0	95	
Female	12	6	7	6	5	8	6	6	10	5	11	6	5	1	94	
Total	25	13	16	17	9	14	16	12	14	14	16	12	10	1	189	

Enrolment By Grade
For 376



* Data from the 2006-2007 AGR(Enrolment/Age as of the last day in Sept./Dec.)

** Newfoundland Statistics Classification System

*** May include itinerant teachers

District 902 - Institutional

#377 - NF School for the Deaf, St. John's

Classification: Urban Community/Avalon Region**
Offers Distance Education: No

Grades: 1,2,4-12

Number of Grades: 0

[School FTE PTR : 2.4](#)

[FTE Teachers](#) *** : 17.0

[Provincial FTE PTR : 13.1](#)

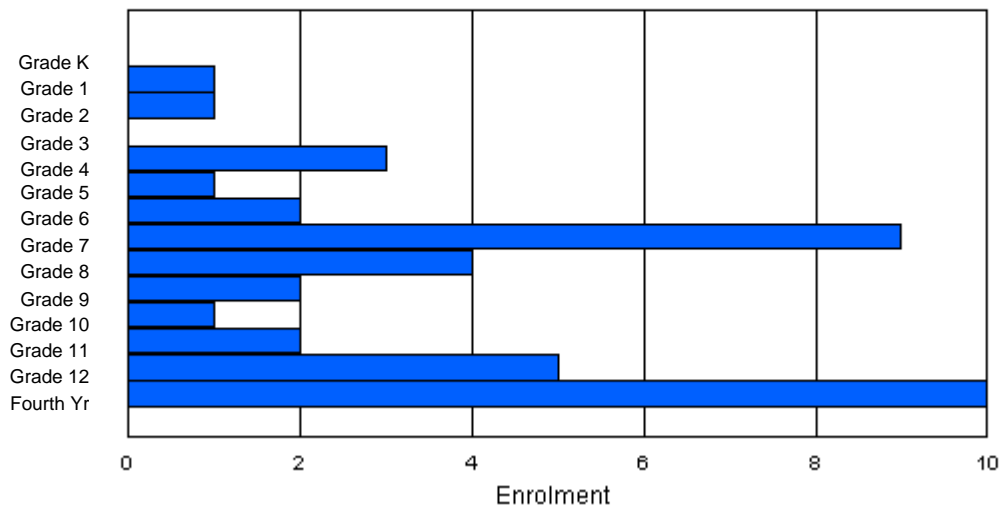
Enrolment By Age and Gender

Gender	Age																	Total
	5	6	7	8	9	10	11	12	13	14	15	16	17	18	19	20>		
Male	0	1	0	0	3	1	1	6	2	1	1	1	4	2	5	0	28	
Female	0	0	1	0	0	0	1	3	2	1	0	1	1	2	0	1	13	
Total	0	1	1	0	3	1	2	9	4	2	1	2	5	4	5	1	41	

Enrolment By Grade and Gender

Gender	Grade															Total
	K	1	2	3	4	5	6	7	8	9	10	11	12	4th		
Male	0	1	0	0	3	1	1	6	2	1	1	1	4	7	28	
Female	0	0	1	0	0	0	1	3	2	1	0	1	1	3	13	
Total	0	1	1	0	3	1	2	9	4	2	1	2	5	10	41	

Enrolment By Grade
For 377



* Data from the 2006-2007 AGR(Enrolment/Age as of the last day in Sept./Dec.)

** Newfoundland Statistics Classification System

*** May include itinerant teachers. Students receiving itinerant services have been included for this school

District 903 - Social Service

#378 - NF & Lab Youth Centre, Whitbourne

Classification: Rural Community/Avalon Region**
Offers Distance Education: No

Grades: 8-12

Number of Grades: 0

[School FTE PTR : 3.8](#)

[FTE Teachers](#) *** : 6.0

[Provincial FTE PTR : 13.1](#)

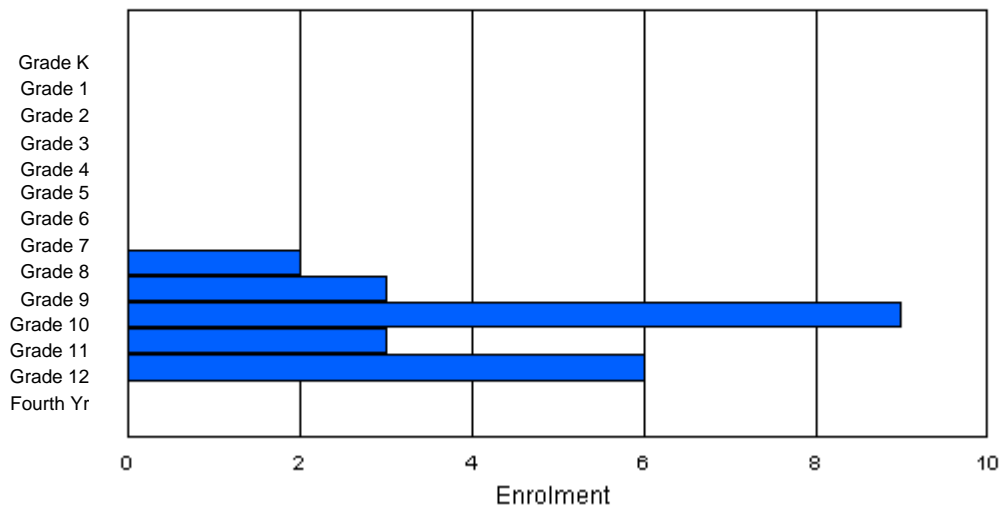
Enrolment By Age and Gender

Gender	Age																	Total
	5	6	7	8	9	10	11	12	13	14	15	16	17	18	19	20>		
Male	0	0	0	0	0	0	0	0	0	3	7	5	5	2	0	0	22	
Female	0	0	0	0	0	0	0	0	0	0	0	0	1	0	0	1		
Total	0	0	0	0	0	0	0	0	0	3	7	5	6	2	0	23		

Enrolment By Grade and Gender

Gender	Grade															Total
	K	1	2	3	4	5	6	7	8	9	10	11	12	4th		
Male	0	0	0	0	0	0	0	0	2	3	9	3	5	0	22	
Female	0	0	0	0	0	0	0	0	0	0	0	0	1	0	1	
Total	0	0	0	0	0	0	0	0	2	3	9	3	6	0	23	

Enrolment By Grade
For 378



* Data from the 2006-2007 AGR(Enrolment/Age as of the last day in Sept./Dec.)

** Newfoundland Statistics Classification System

*** May include itinerant teachers

Number of Schools: 296

* Data from the 2006-2007 AGR(Enrolment/Age as of the last day in Sept./Dec.)

** Newfoundland Statistics Classification System

*** May include itinerant teachers