

District 4 - Eastern

#247 - Roncalli Central High, Avondale

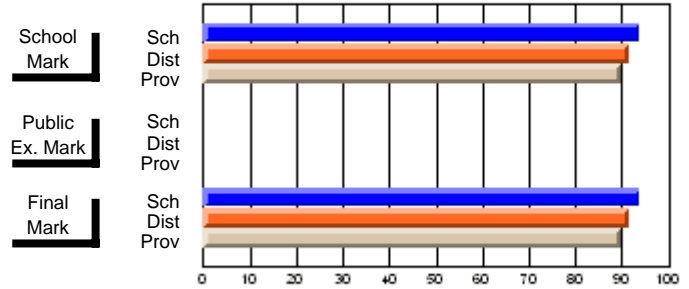
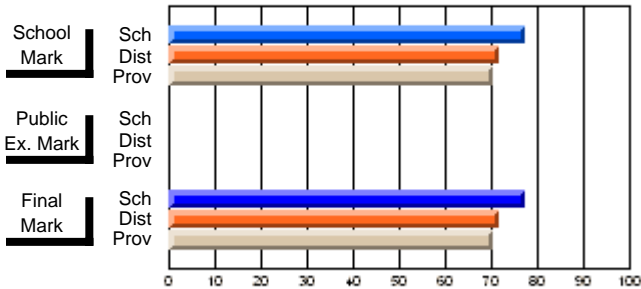
Grades: 6-12

Subject: Art

Course: ART TECHNOLOGIES 1201												
# students in course: 16												
		School Mark	School vs District	School vs Province			Public Exam Mark	School vs District	School vs Province	Final Mark	School vs District	School vs Province
Average Score		77.2								77.2		
School		77.2								77.2		
District		71.7	P	P						71.7	P	P
Province		70.3								70.3		
Percent of Passes		93.8								93.8		
School		93.8								93.8		
District		91.5	P	P						91.5	P	P
Province		89.7								89.7		

Average Scores

Percent Passes



* Data from the High School Certification System. The results from supplementary courses are not reflected in these results. All students obtaining a score of 48 or 49 on the final mark, were adjusted to 50 and are reflected in the Final Mark column.

District 4 - Eastern

#247 - Roncalli Central High, Avondale

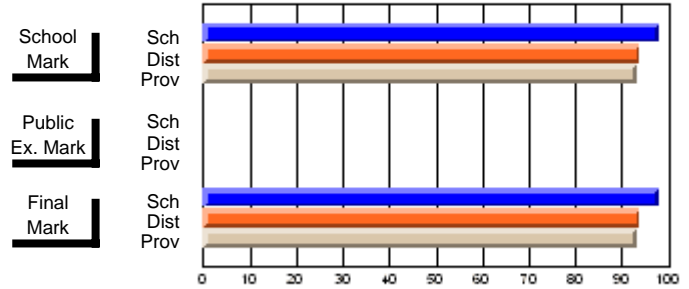
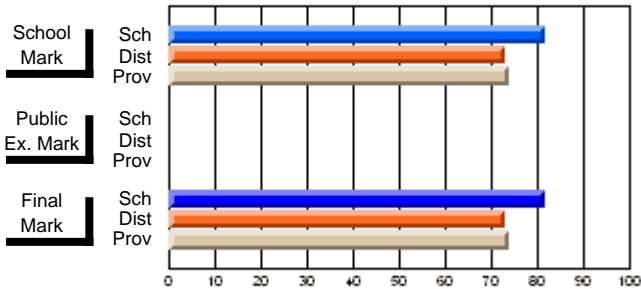
Grades: 6-12

Subject: Art

Course: ART & DESIGN 2200									
# students in course: 50									
	School Mark	School vs District	School vs Province	Public Exam Mark	School vs District	School vs Province	Final Mark	School vs District	School vs Province
Average Score	81.8						81.8		
School	72.8	P	P				72.8	P	P
District	73.9						73.9		
Province									
Percent of Passes	98.0						98.0		
School	93.8	P	P				93.8	P	P
District	93.2						93.2		
Province									

Average Scores

Percent Passes



* Data from the High School Certification System. The results from supplementary courses are not reflected in these results. All students obtaining a score of 48 or 49 on the final mark, were adjusted to 50 and are reflected in the Final Mark column.

District 4 - Eastern

#247 - Roncalli Central High, Avondale

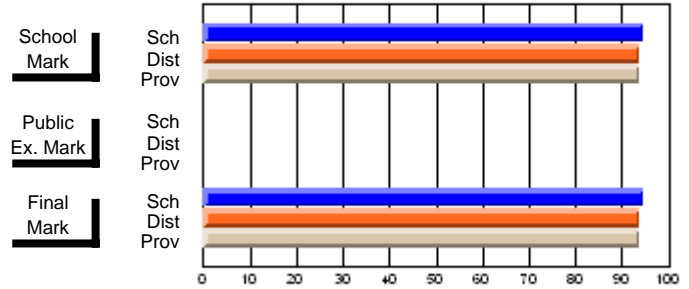
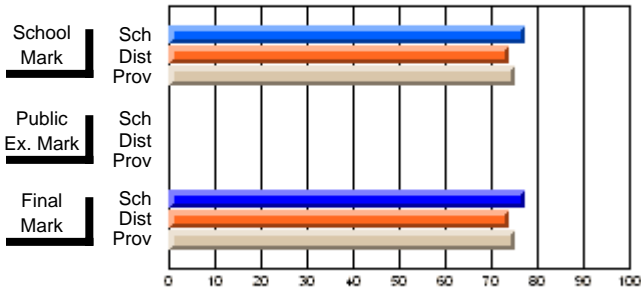
Grades: 6-12

Subject: Art

Course: ART & DESIGN 3200									
# students in course: 19									
	School Mark	School vs District	School vs Province	Public Exam Mark	School vs District	School vs Province	Final Mark	School vs District	School vs Province
Average Score									
School	77.4						77.4		
District	73.7	P	P				73.7	P	P
Province	75.1						75.1		
Percent of Passes									
School	94.7						94.7		
District	93.8	P	P				93.8	P	P
Province	93.8						93.8		

Average Scores

Percent Passes



* Data from the High School Certification System. The results from supplementary courses are not reflected in these results. All students obtaining a score of 48 or 49 on the final mark, were adjusted to 50 and are reflected in the Final Mark column.

District 4 - Eastern

#247 - Roncalli Central High, Avondale

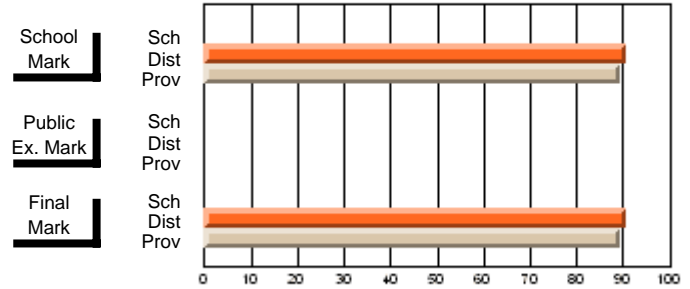
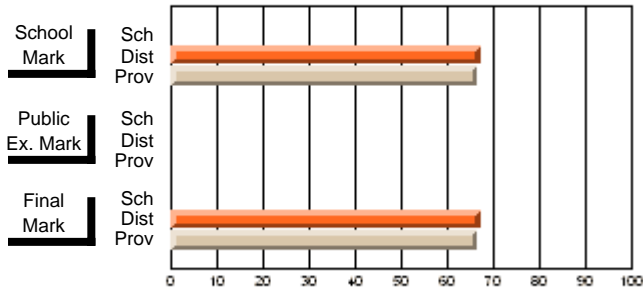
Grades: 6-12

Subject: Enterprise Education

Course: CONSUMER STUDIES 1202				School data has 5 or fewer students. Data withheld for reasons of confidentiality.						
# students in course: 1		School Mark	School vs District	School vs Province	Public Exam Mark	School vs District	School vs Province	Final Mark	School vs District	School vs Province
Average Score										
School										
District		67.1	q	q				67.1	q	q
Province		66.6						66.6		
Percent of Passes										
School										
District		90.5	p	p				90.5	p	p
Province		89.2						89.2		

Average Scores

Percent Passes



* Data from the High School Certification System. The results from supplementary courses are not reflected in these results. All students obtaining a score of 48 or 49 on the final mark, were adjusted to 50 and are reflected in the Final Mark column.

District 4 - Eastern

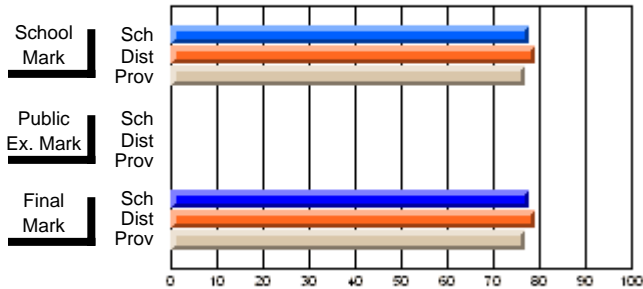
#247 - Roncalli Central High, Avondale

Grades: 6-12

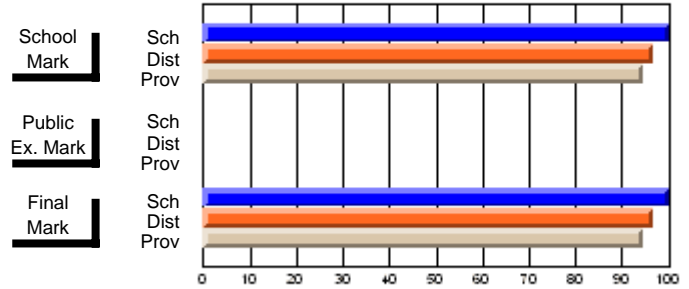
Subject: Family Studies

Course: FOODS 1100											
# students in course: 33											
	School Mark	School vs District	School vs Province		Public Exam Mark	School vs District	School vs Province		Final Mark	School vs District	School vs Province
Average Score											
School	77.9								77.9		
District	79.2	q	P						79.2	q	P
Province	77.1								77.1		
Percent of Passes											
School	100.0								100.0		
District	96.6	P	P						96.6	P	P
Province	94.6								94.6		

Average Scores



Percent Passes



* Data from the High School Certification System. The results from supplementary courses are not reflected in these results. All students obtaining a score of 48 or 49 on the final mark, were adjusted to 50 and are reflected in the Final Mark column.

District 4 - Eastern

#247 - Roncalli Central High, Avondale

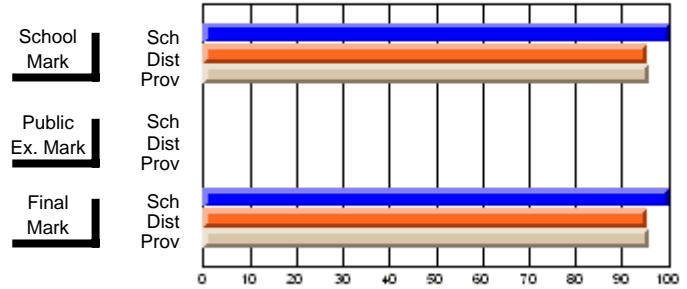
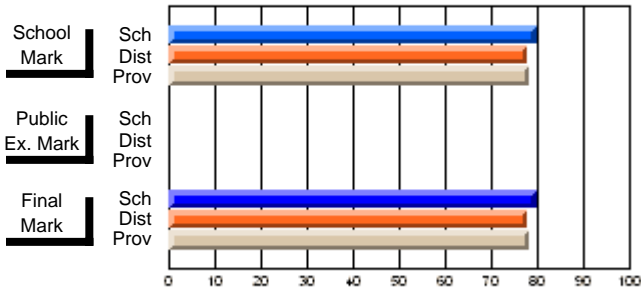
Grades: 6-12

Subject: Family Studies

Course: CLOTHING 1101									
# students in course: 16									
	School Mark	School vs District	School vs Province	Public Exam Mark	School vs District	School vs Province	Final Mark	School vs District	School vs Province
Average Score	79.7						79.7		
School	79.7						79.7		
District	77.7	P	P				77.7	P	P
Province	78.3						78.3		
Percent of Passes	100.0						100.0		
School	100.0						100.0		
District	95.4	P	P				95.4	P	P
Province	95.9						95.9		

Average Scores

Percent Passes



* Data from the High School Certification System. The results from supplementary courses are not reflected in these results. All students obtaining a score of 48 or 49 on the final mark, were adjusted to 50 and are reflected in the Final Mark column.

District 4 - Eastern

#247 - Roncalli Central High, Avondale

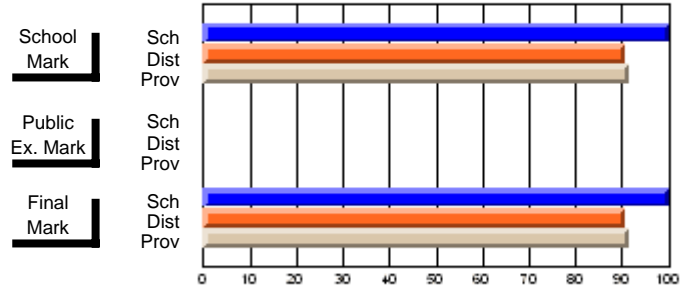
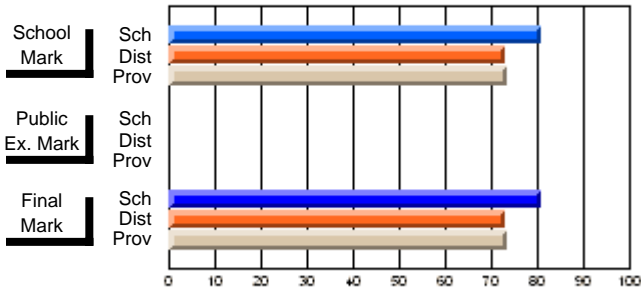
Grades: 6-12

Subject: Family Studies

Course: HUMAN DYNAMICS 2201									
# students in course: 20									
	School Mark	School vs District	School vs Province	Public Exam Mark	School vs District	School vs Province	Final Mark	School vs District	School vs Province
Average Score	80.9						80.9		
School	73.1	P	P				73.1	P	P
District	73.3						73.3		
Province									
Percent of Passes	100.0						100.0		
School	90.5	P	P				90.5	P	P
District	91.6						91.6		
Province									

Average Scores

Percent Passes



* Data from the High School Certification System. The results from supplementary courses are not reflected in these results. All students obtaining a score of 48 or 49 on the final mark, were adjusted to 50 and are reflected in the Final Mark column.

District 4 - Eastern

#247 - Roncalli Central High, Avondale

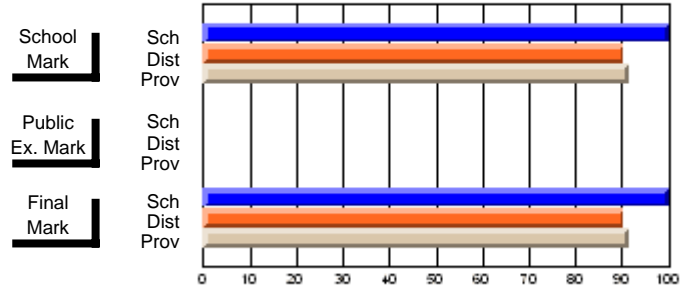
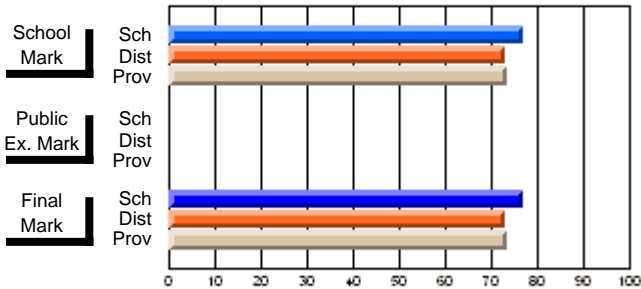
Grades: 6-12

Subject: Family Studies

Course: NUTRITION 3100											
# students in course: 29											
	School Mark	School vs District	School vs Province		Public Exam Mark	School vs District	School vs Province		Final Mark	School vs District	School vs Province
Average Score											
School	76.9								76.9		
District	72.9	P	P						72.9	P	P
Province	73.3								73.3		
Percent of Passes											
School	100.0								100.0		
District	90.4	P	P						90.4	P	P
Province	91.4								91.4		

Average Scores

Percent Passes



* Data from the High School Certification System. The results from supplementary courses are not reflected in these results. All students obtaining a score of 48 or 49 on the final mark, were adjusted to 50 and are reflected in the Final Mark column.

District 4 - Eastern

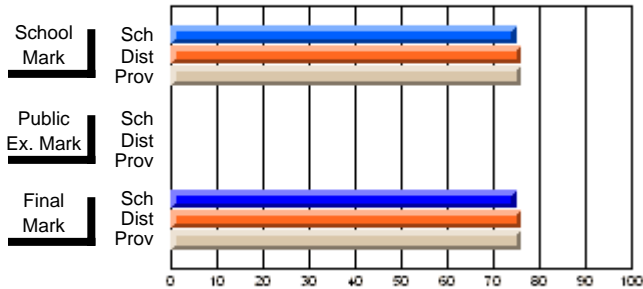
#247 - Roncalli Central High, Avondale

Grades: 6-12

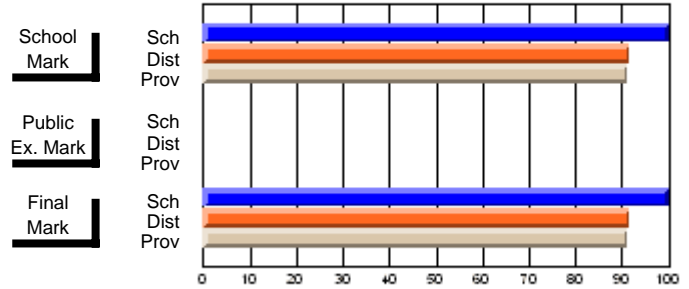
Subject: Family Studies

Course: TEXTILES 3101														
# students in course: 16														
		School Mark	School vs District	School vs Province			Public Exam Mark	School vs District	School vs Province			Final Mark	School vs District	School vs Province
Average Score		74.9										74.9		
School		74.9										74.9		
District		76.0	q	q								76.0	q	q
Province		76.1										76.1		
Percent of Passes		100.0										100.0		
School		100.0										100.0		
District		91.7	p	p								91.7	p	p
Province		91.3										91.3		

Average Scores



Percent Passes



* Data from the High School Certification System. The results from supplementary courses are not reflected in these results. All students obtaining a score of 48 or 49 on the final mark, were adjusted to 50 and are reflected in the Final Mark column.

District 4 - Eastern

#247 - Roncalli Central High, Avondale

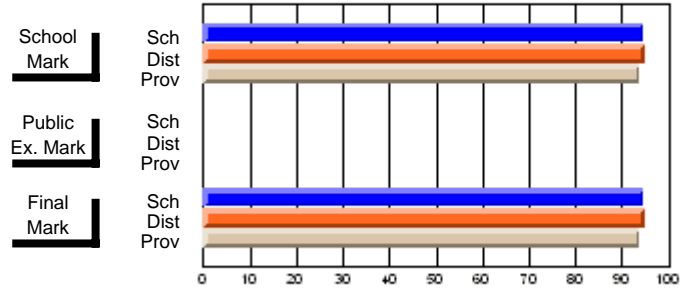
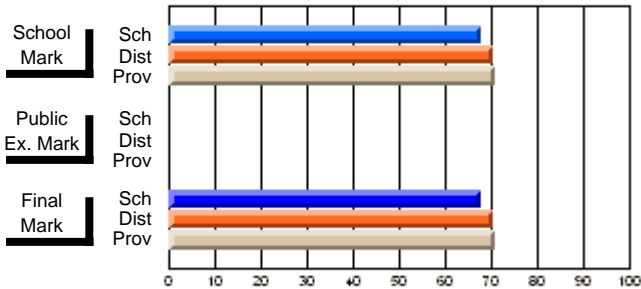
Grades: 6-12

Subject: French

Course: FRENCH 2200														
# students in course: 19														
		School Mark	School vs District	School vs Province			Public Exam Mark	School vs District	School vs Province			Final Mark	School vs District	School vs Province
Average Score														
School		67.8										67.8		
District		70.5	q	q								70.5	q	q
Province		70.7										70.7		
Percent of Passes														
School		94.7										94.7		
District		95.0	q	P								95.0	q	P
Province		93.9										93.9		

Average Scores

Percent Passes



* Data from the High School Certification System. The results from supplementary courses are not reflected in these results. All students obtaining a score of 48 or 49 on the final mark, were adjusted to 50 and are reflected in the Final Mark column.

District 4 - Eastern

#247 - Roncalli Central High, Avondale

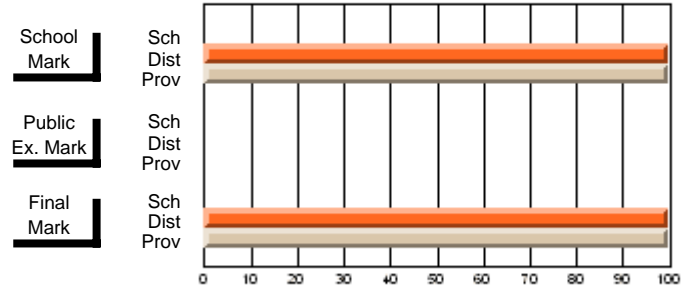
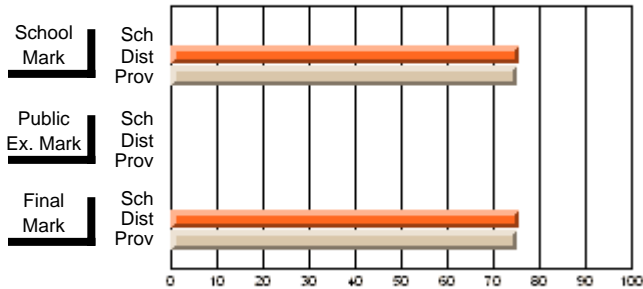
Grades: 6-12

Subject: French

Course: FRANCAIS (FI) 2202				School data has 5 or fewer students. Data withheld for reasons of confidentiality.					
# students in course: 1									
	School Mark	School vs District	School vs Province	Public Exam Mark	School vs District	School vs Province	Final Mark	School vs District	School vs Province
Average Score									
School									
District	75.4	P	P				75.4	P	P
Province	75.0						75.0		
Percent of Passes									
School									
District	99.8	P	P				99.8	P	P
Province	99.6						99.6		

Average Scores

Percent Passes



* Data from the High School Certification System. The results from supplementary courses are not reflected in these results. All students obtaining a score of 48 or 49 on the final mark, were adjusted to 50 and are reflected in the Final Mark column.

District 4 - Eastern

#247 - Roncalli Central High, Avondale

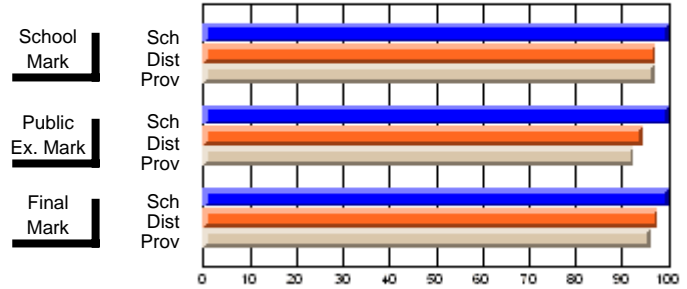
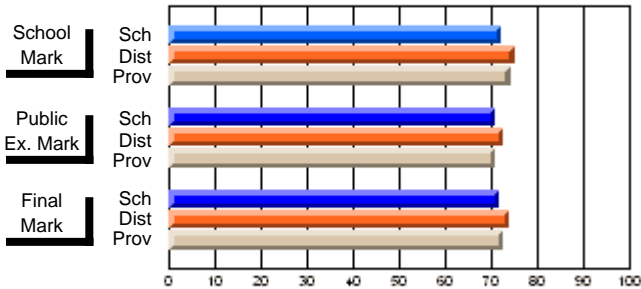
Grades: 6-12

Subject: French

Course: FRENCH 3200											
# students in course: 9											
	School Mark	School vs District	School vs Province		Public Exam Mark	School vs District	School vs Province		Final Mark	School vs District	School vs Province
Average Score											
School	72.2				70.7				71.7		
District	74.9	q	q		72.4	q	q		73.8	q	q
Province	74.1				70.8				72.4		
Percent of Passes											
School	100.0				100.0				100.0		
District	97.3	p	p		94.5	p	p		97.7	p	p
Province	97.2				92.6				96.2		

Average Scores

Percent Passes



* Data from the High School Certification System. The results from supplementary courses are not reflected in these results. All students obtaining a score of 48 or 49 on the final mark, were adjusted to 50 and are reflected in the Final Mark column.

District 4 - Eastern

#247 - Roncalli Central High, Avondale

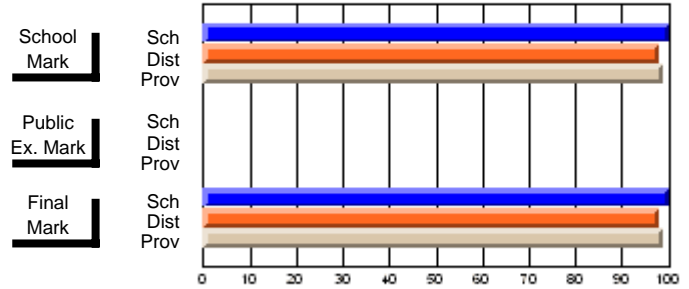
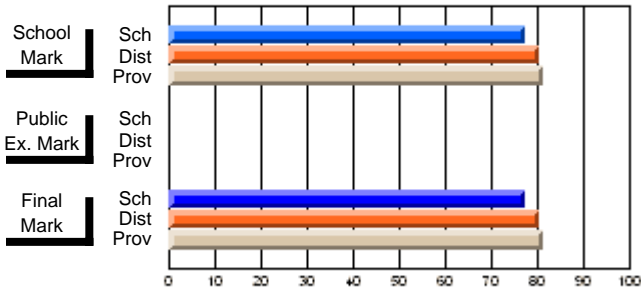
Grades: 6-12

Subject: French

Course: FRENCH 3201									
# students in course: 6									
	School Mark	School vs District	School vs Province	Public Exam Mark	School vs District	School vs Province	Final Mark	School vs District	School vs Province
Average Score									
School	77.5						77.5		
District	80.3	q	q				80.3	q	q
Province	81.3						81.3		
Percent of Passes									
School	100.0						100.0		
District	97.9	p	p				97.9	p	p
Province	98.8						98.8		

Average Scores

Percent Passes



* Data from the High School Certification System. The results from supplementary courses are not reflected in these results. All students obtaining a score of 48 or 49 on the final mark, were adjusted to 50 and are reflected in the Final Mark column.

District 4 - Eastern

#247 - Roncalli Central High, Avondale

Grades: 6-12

Subject: Health

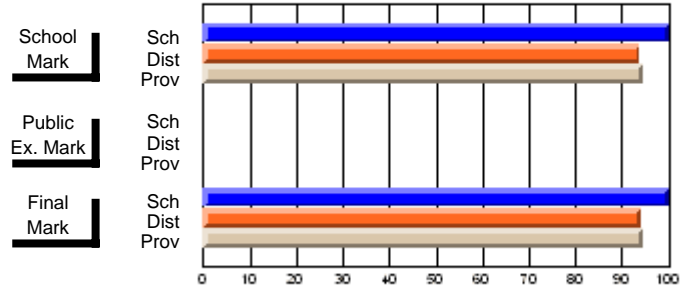
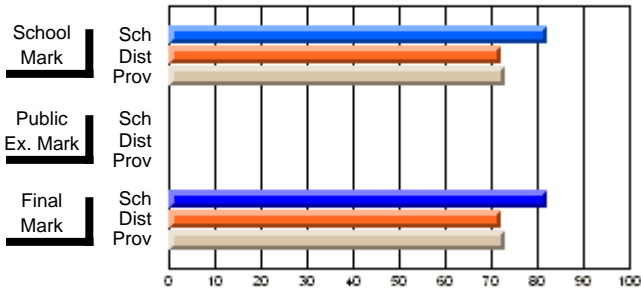
Course: WORK PLACE SAFETY 3220

students in course: 34

	School Mark	School vs District	School vs Province	Public Exam Mark	School vs District	School vs Province	Final Mark	School vs District	School vs Province
Average Score	82.0						82.0		
School	82.0						82.0		
District	72.2	P	P				72.2	P	P
Province	73.0						73.0		
Percent of Passes	100.0						100.0		
School	100.0						100.0		
District	93.8	P	P				94.0	P	P
Province	94.6						94.6		

Average Scores

Percent Passes



* Data from the High School Certification System. The results from supplementary courses are not reflected in these results. All students obtaining a score of 48 or 49 on the final mark, were adjusted to 50 and are reflected in the Final Mark column.

District 4 - Eastern

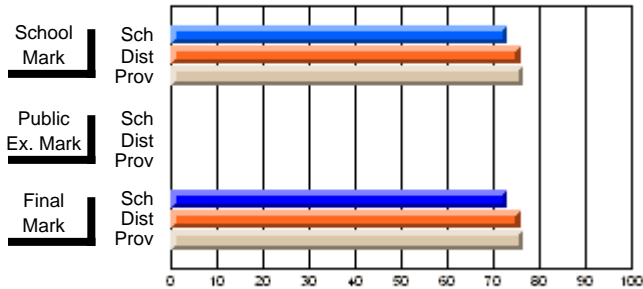
#247 - Roncalli Central High, Avondale

Grades: 6-12

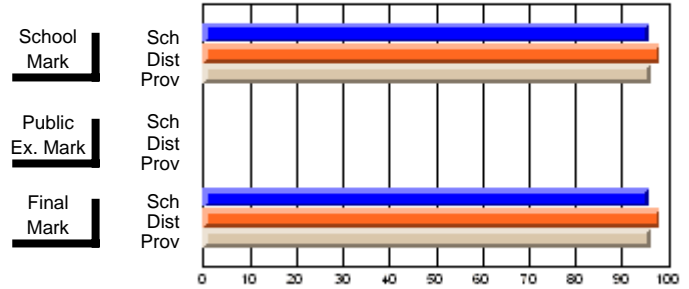
Subject: Technology Education

Course: WOODWORKING 1107														
# students in course: 24														
		School Mark	School vs District	School vs Province			Public Exam Mark	School vs District	School vs Province			Final Mark	School vs District	School vs Province
Average Score														
School		72.9										72.9		
District		75.8	q	q								75.8	q	q
Province		76.6										76.6		
Percent of Passes														
School		95.8										95.8		
District		98.2	q	q								98.2	q	q
Province		96.2										96.2		

Average Scores



Percent Passes



* Data from the High School Certification System. The results from supplementary courses are not reflected in these results. All students obtaining a score of 48 or 49 on the final mark, were adjusted to 50 and are reflected in the Final Mark column.

District 4 - Eastern

#247 - Roncalli Central High, Avondale

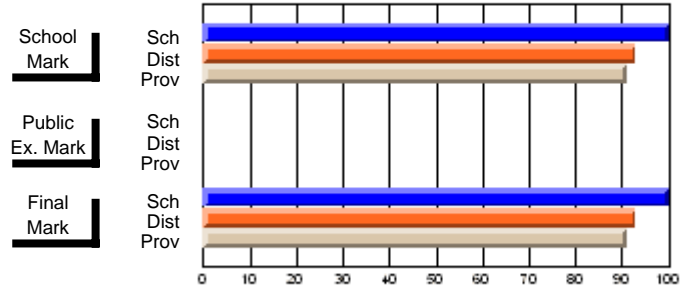
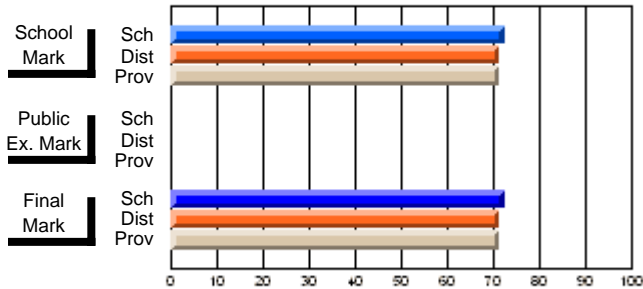
Grades: 6-12

Subject: Technology Education

Course: INTEGRATED SYSTEMS 1205														
# students in course: 40														
		School Mark	School vs District	School vs Province			Public Exam Mark	School vs District	School vs Province			Final Mark	School vs District	School vs Province
Average Score		72.4										72.4		
School		72.4										72.4		
District		71.2	P	P								71.2	P	P
Province		71.3										71.3		
Percent of Passes		100.0										100.0		
School		100.0										100.0		
District		93.0	P	P								93.0	P	P
Province		91.2										91.2		

Average Scores

Percent Passes



* Data from the High School Certification System. The results from supplementary courses are not reflected in these results. All students obtaining a score of 48 or 49 on the final mark, were adjusted to 50 and are reflected in the Final Mark column.

District 4 - Eastern

#247 - Roncalli Central High, Avondale

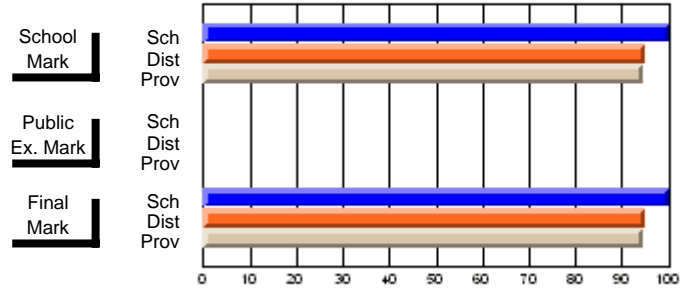
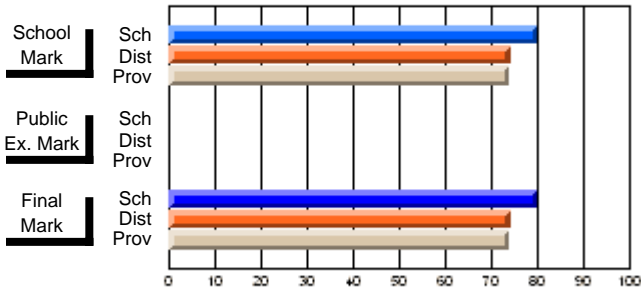
Grades: 6-12

Subject: Technology Education

Course: POWER MECHANICS 2103											
# students in course: 16											
	School Mark	School vs District	School vs Province		Public Exam Mark	School vs District	School vs Province		Final Mark	School vs District	School vs Province
Average Score	80.0								80.0		
School	74.1	P	P						74.1	P	P
District	73.8								73.8		
Province											
Percent of Passes	100.0								100.0		
School	94.9	P	P						94.9	P	P
District	94.4								94.6		
Province											

Average Scores

Percent Passes



* Data from the High School Certification System. The results from supplementary courses are not reflected in these results. All students obtaining a score of 48 or 49 on the final mark, were adjusted to 50 and are reflected in the Final Mark column.

District 4 - Eastern

#247 - Roncalli Central High, Avondale

Grades: 6-12

Subject: Technology Education

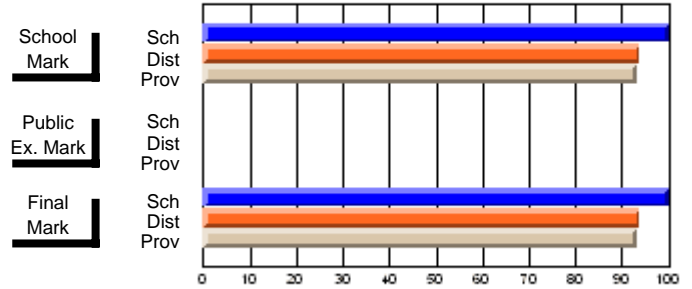
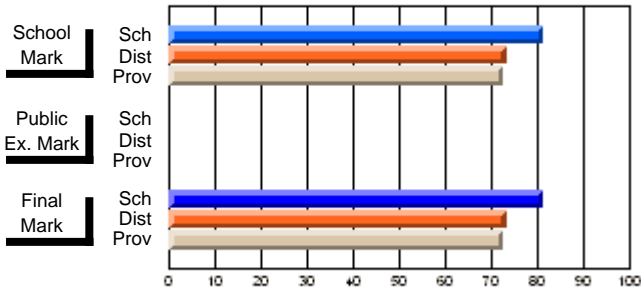
Course: COMMUNICATIONS TECHNOLOGY 2104

students in course: 23

	School Mark	School vs District	School vs Province	Public Exam Mark	School vs District	School vs Province	Final Mark	School vs District	School vs Province
Average Score									
School	81.2						81.2		
District	73.2	P	P				73.2	P	P
Province	72.6						72.6		
Percent of Passes									
School	100.0						100.0		
District	93.9	P	P				93.9	P	P
Province	93.3						93.3		

Average Scores

Percent Passes



* Data from the High School Certification System. The results from supplementary courses are not reflected in these results. All students obtaining a score of 48 or 49 on the final mark, were adjusted to 50 and are reflected in the Final Mark column.

District 4 - Eastern

#247 - Roncalli Central High, Avondale

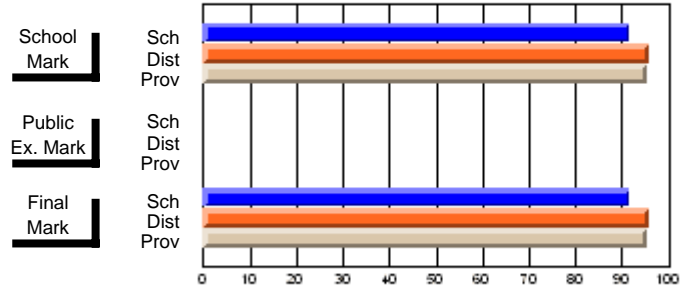
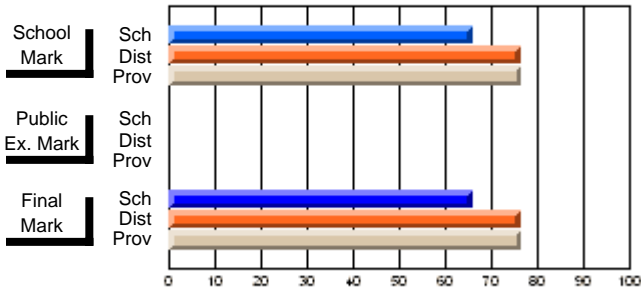
Grades: 6-12

Subject: Technology Education

Course: WOODWORKING 2107														
# students in course: 24														
		School Mark	School vs District	School vs Province			Public Exam Mark	School vs District	School vs Province			Final Mark	School vs District	School vs Province
Average Score														
School		65.8										65.8		
District		76.3	q	q								76.3	q	q
Province		76.5										76.5		
Percent of Passes														
School		91.7										91.7		
District		95.9	q	q								95.9	q	q
Province		95.2										95.2		

Average Scores

Percent Passes



* Data from the High School Certification System. The results from supplementary courses are not reflected in these results. All students obtaining a score of 48 or 49 on the final mark, were adjusted to 50 and are reflected in the Final Mark column.

District 4 - Eastern

#247 - Roncalli Central High, Avondale

Grades: 6-12

Subject: Technology Education

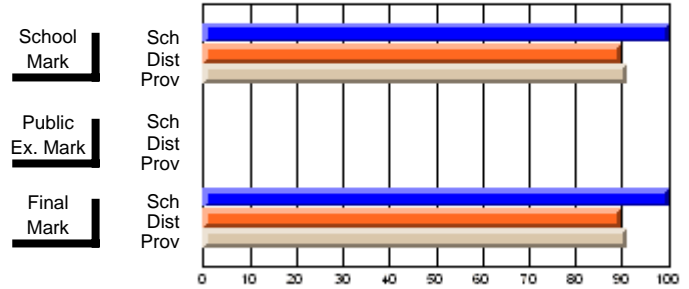
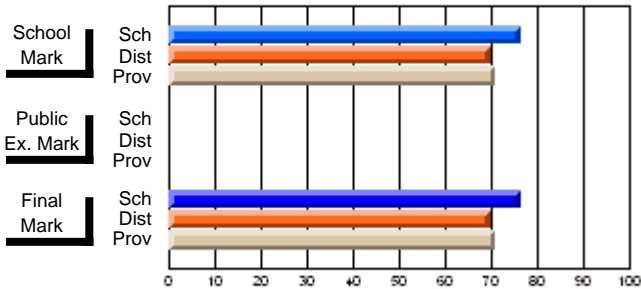
Course: COMMUNICATIONS TECHNOLOGY 3104

students in course: 25

	School Mark	School vs District	School vs Province	Public Exam Mark	School vs District	School vs Province	Final Mark	School vs District	School vs Province
Average Score									
School	76.3						76.3		
District	69.7	P	P				69.7	P	P
Province	70.8						70.8		
Percent of Passes									
School	100.0						100.0		
District	89.6	P	P				89.8	P	P
Province	91.2						91.2		

Average Scores

Percent Passes



* Data from the High School Certification System. The results from supplementary courses are not reflected in these results. All students obtaining a score of 48 or 49 on the final mark, were adjusted to 50 and are reflected in the Final Mark column.

District 4 - Eastern

#247 - Roncalli Central High, Avondale

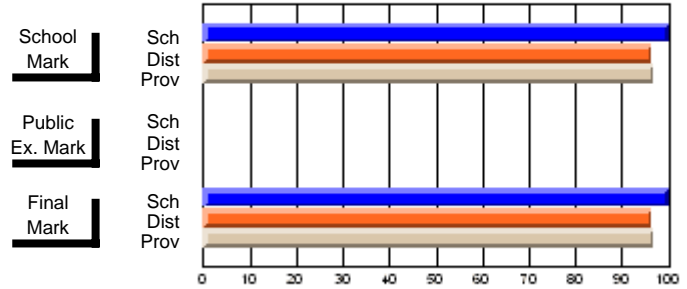
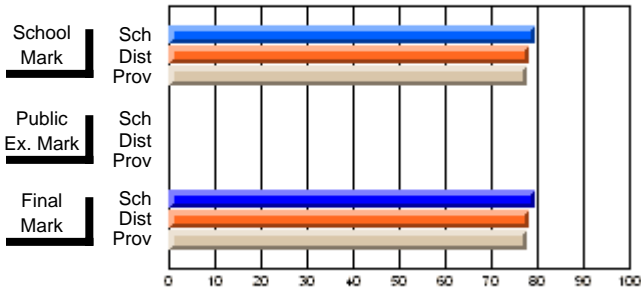
Grades: 6-12

Subject: Technology Education

Course: HOME MAINTENANCE 3108											
# students in course: 16											
	School Mark	School vs District	School vs Province		Public Exam Mark	School vs District	School vs Province		Final Mark	School vs District	School vs Province
Average Score	79.5								79.5		
School	79.5								79.5		
District	78.2	P	P						78.2	P	P
Province	78.0								78.0		
Percent of Passes	100.0								100.0		
School	100.0								100.0		
District	96.4	P	P						96.4	P	P
Province	96.9								96.9		

Average Scores

Percent Passes



* Data from the High School Certification System. The results from supplementary courses are not reflected in these results. All students obtaining a score of 48 or 49 on the final mark, were adjusted to 50 and are reflected in the Final Mark column.

District 4 - Eastern

#247 - Roncalli Central High, Avondale

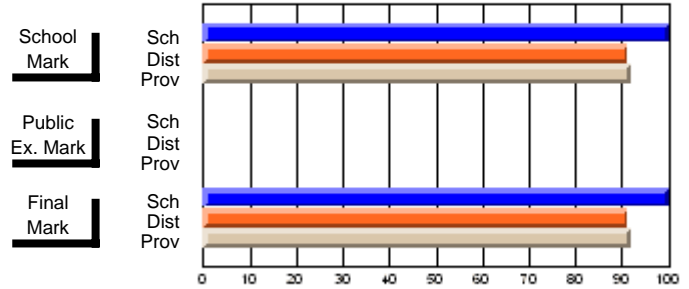
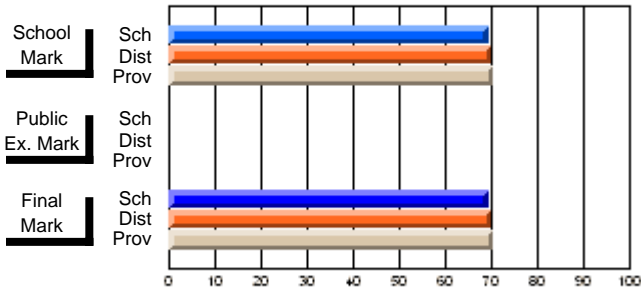
Grades: 6-12

Subject: Technology Education

Course: COMPUTER TECHNOLOGY 3200														
# students in course: 12														
		School Mark	School vs District	School vs Province			Public Exam Mark	School vs District	School vs Province			Final Mark	School vs District	School vs Province
Average Score		69.3										69.3		
School		69.3										69.3		
District		69.9	q	q								69.9	q	q
Province		70.4										70.4		
Percent of Passes		100.0										100.0		
School		100.0										100.0		
District		91.3	p	p								91.3	p	p
Province		91.8										91.8		

Average Scores

Percent Passes



* Data from the High School Certification System. The results from supplementary courses are not reflected in these results. All students obtaining a score of 48 or 49 on the final mark, were adjusted to 50 and are reflected in the Final Mark column.

District 4 - Eastern

#247 - Roncalli Central High, Avondale

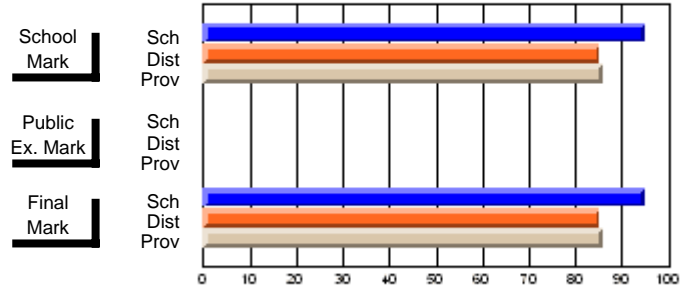
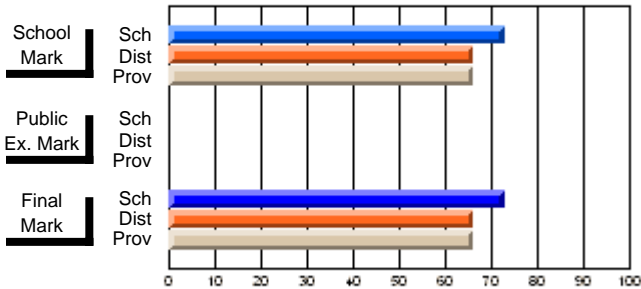
Grades: 6-12

Subject: Mathematics

Course: MATHEMATICS 1204									
# students in course: 39									
	School Mark	School vs District	School vs Province	Public Exam Mark	School vs District	School vs Province	Final Mark	School vs District	School vs Province
Average Score									
School	72.8						72.8		
District	66.1	P	P				66.1	P	P
Province	66.1						66.1		
Percent of Passes									
School	94.9						94.9		
District	85.2	P	P				85.2	P	P
Province	85.8						85.8		

Average Scores

Percent Passes



* Data from the High School Certification System. The results from supplementary courses are not reflected in these results. All students obtaining a score of 48 or 49 on the final mark, were adjusted to 50 and are reflected in the Final Mark column.

District 4 - Eastern

#247 - Roncalli Central High, Avondale

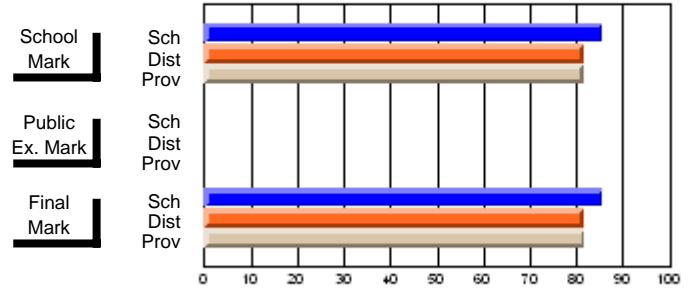
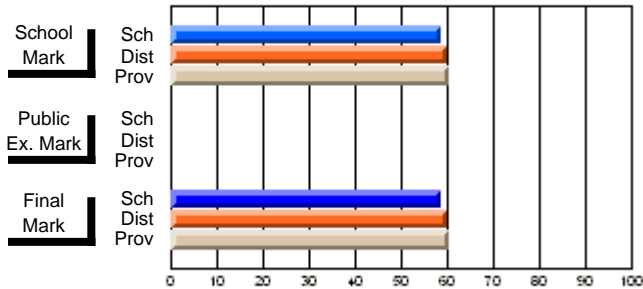
Grades: 6-12

Subject: Mathematics

Course: MATHEMATICS 1206									
# students in course: 21									
	School Mark	School vs District	School vs Province	Public Exam Mark	School vs District	School vs Province	Final Mark	School vs District	School vs Province
Average Score	58.5						58.5		
School	60.1	q	q				60.1	q	q
District	60.3						60.3		
Province									
Percent of Passes	85.7						85.7		
School	81.5	p	p				81.6	p	p
District	81.7						81.8		
Province									

Average Scores

Percent Passes



* Data from the High School Certification System. The results from supplementary courses are not reflected in these results. All students obtaining a score of 48 or 49 on the final mark, were adjusted to 50 and are reflected in the Final Mark column.

District 4 - Eastern

#247 - Roncalli Central High, Avondale

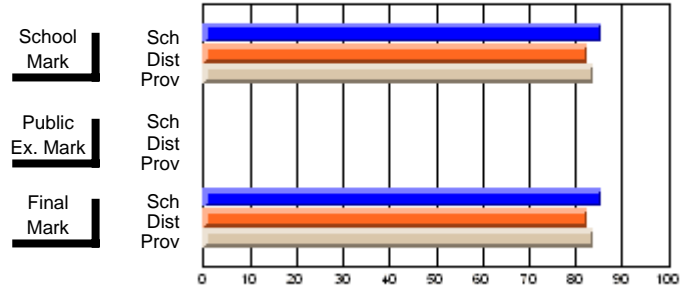
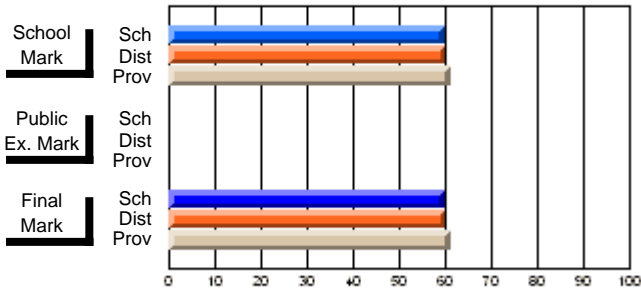
Grades: 6-12

Subject: Mathematics

Course: MATHEMATICS 2204											
# students in course: 35											
	School Mark	School vs District	School vs Province		Public Exam Mark	School vs District	School vs Province		Final Mark	School vs District	School vs Province
Average Score											
School	59.7								59.7		
District	60.1	q	q						60.1	q	q
Province	61.0								61.0		
Percent of Passes											
School	85.7								85.7		
District	82.6	p	p						82.6	p	p
Province	83.9								84.0		

Average Scores

Percent Passes



* Data from the High School Certification System. The results from supplementary courses are not reflected in these results. All students obtaining a score of 48 or 49 on the final mark, were adjusted to 50 and are reflected in the Final Mark column.

District 4 - Eastern

#247 - Roncalli Central High, Avondale

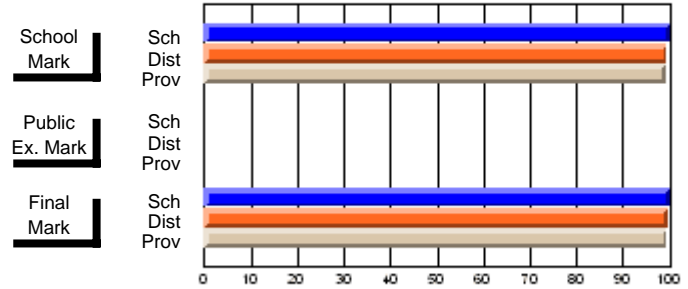
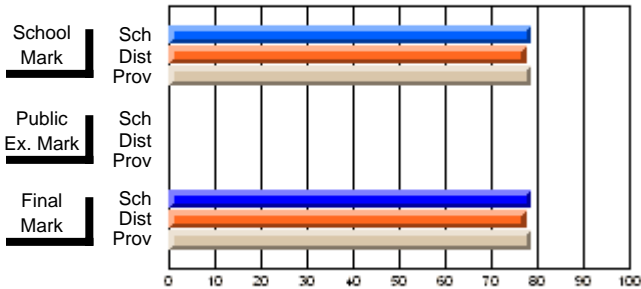
Grades: 6-12

Subject: Mathematics

Course: MATHEMATICS 2205									
# students in course: 28									
	School Mark	School vs District	School vs Province	Public Exam Mark	School vs District	School vs Province	Final Mark	School vs District	School vs Province
Average Score									
School	78.7						78.7		
District	77.5	P	P				77.5	P	P
Province	78.6						78.6		
Percent of Passes									
School	100.0						100.0		
District	99.4	P	P				99.5	P	P
Province	99.3						99.4		

Average Scores

Percent Passes



* Data from the High School Certification System. The results from supplementary courses are not reflected in these results. All students obtaining a score of 48 or 49 on the final mark, were adjusted to 50 and are reflected in the Final Mark column.

District 4 - Eastern

#247 - Roncalli Central High, Avondale

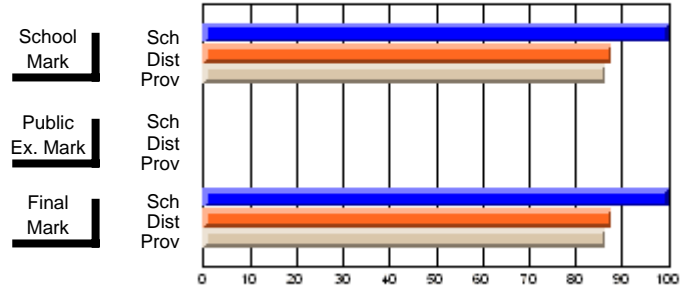
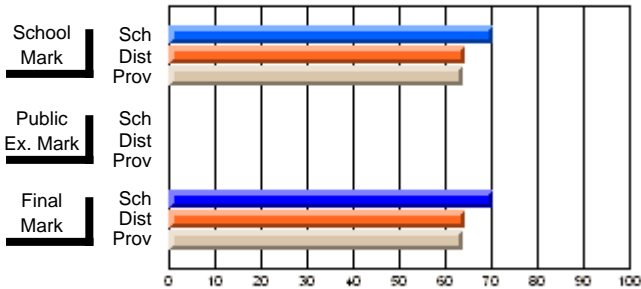
Grades: 6-12

Subject: Mathematics

Course: MATHEMATICS 2206									
# students in course: 12									
	School Mark	School vs District	School vs Province	Public Exam Mark	School vs District	School vs Province	Final Mark	School vs District	School vs Province
Average Score									
School	70.4						70.4		
District	64.5	P	P				64.5	P	P
Province	63.8						63.8		
Percent of Passes									
School	100.0						100.0		
District	87.8	P	P				87.8	P	P
Province	86.5						86.5		

Average Scores

Percent Passes



* Data from the High School Certification System. The results from supplementary courses are not reflected in these results. All students obtaining a score of 48 or 49 on the final mark, were adjusted to 50 and are reflected in the Final Mark column.

District 4 - Eastern

#247 - Roncalli Central High, Avondale

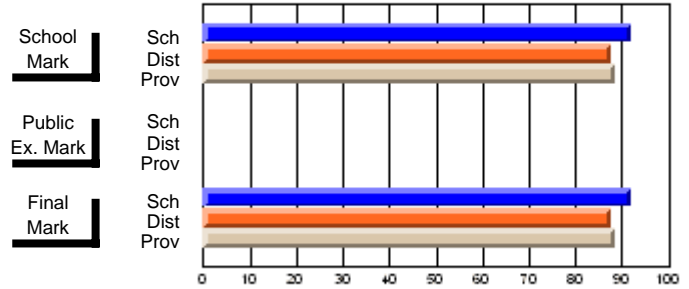
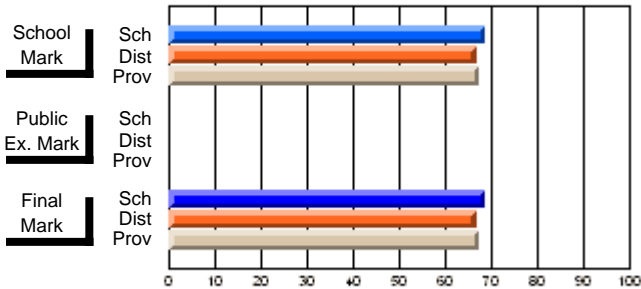
Grades: 6-12

Subject: Mathematics

Course: MATHEMATICS 3103									
# students in course: 37									
	School Mark	School vs District	School vs Province	Public Exam Mark	School vs District	School vs Province	Final Mark	School vs District	School vs Province
Average Score									
School	68.5						68.5		
District	66.7	P	P				66.7	P	P
Province	67.4						67.4		
Percent of Passes									
School	91.9						91.9		
District	87.6	P	P				87.6	P	P
Province	88.4						88.4		

Average Scores

Percent Passes



* Data from the High School Certification System. The results from supplementary courses are not reflected in these results. All students obtaining a score of 48 or 49 on the final mark, were adjusted to 50 and are reflected in the Final Mark column.

District 4 - Eastern

#247 - Roncalli Central High, Avondale

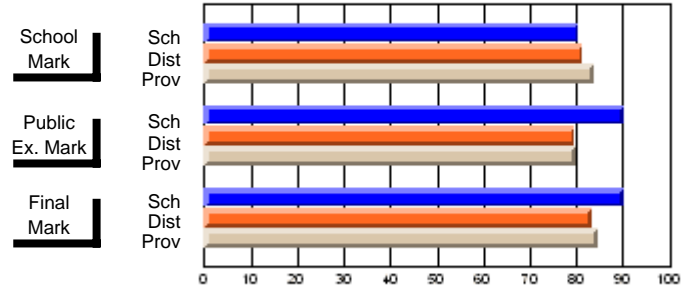
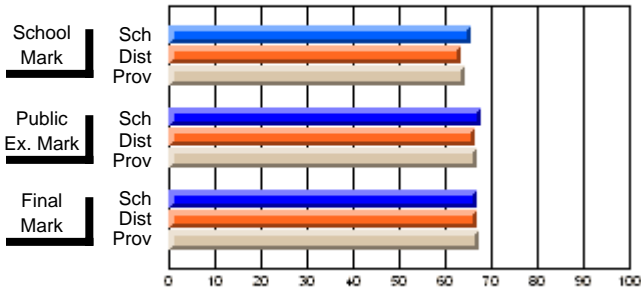
Grades: 6-12

Subject: Mathematics

Course: MATHEMATICS 3204									
# students in course: 41									
	School Mark	School vs District	School vs Province	Public Exam Mark	School vs District	School vs Province	Final Mark	School vs District	School vs Province
Average Score									
School	65.5			67.8			66.9		
District	63.5	P	P	66.7	P	P	66.9	P	Q
Province	64.3			66.8			67.3		
Percent of Passes									
School	80.5			90.2			90.2		
District	81.4	Q	Q	79.6	P	P	83.3	P	P
Province	83.7			80.0			84.6		

Average Scores

Percent Passes



* Data from the High School Certification System. The results from supplementary courses are not reflected in these results. All students obtaining a score of 48 or 49 on the final mark, were adjusted to 50 and are reflected in the Final Mark column.

District 4 - Eastern

#247 - Roncalli Central High, Avondale

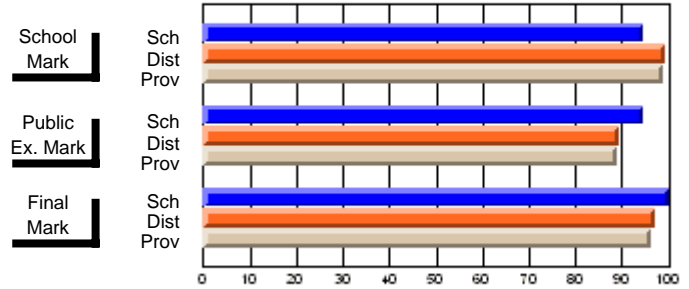
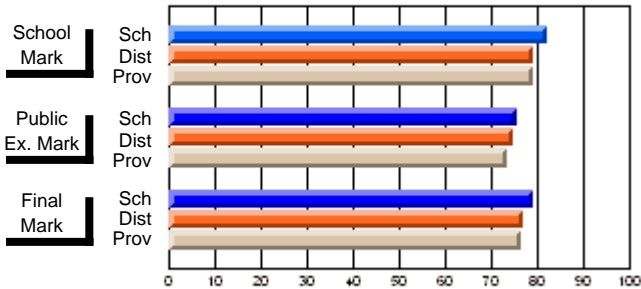
Grades: 6-12

Subject: Mathematics

Course: MATHEMATICS 3205											
# students in course: 18											
	School Mark	School vs District	School vs Province		Public Exam Mark	School vs District	School vs Province		Final Mark	School vs District	School vs Province
Average Score	82.2				75.4				79.1		
School	79.1	P	P		74.6	P	P		77.0	P	P
District	79.1				73.6				76.4		
Province											
Percent of Passes	94.4				94.4				100.0		
School	99.3	q	q		89.4	P	P		97.0	P	P
District	98.7				88.9				96.3		
Province											

Average Scores

Percent Passes



* Data from the High School Certification System. The results from supplementary courses are not reflected in these results. All students obtaining a score of 48 or 49 on the final mark, were adjusted to 50 and are reflected in the Final Mark column.

District 4 - Eastern

#247 - Roncalli Central High, Avondale

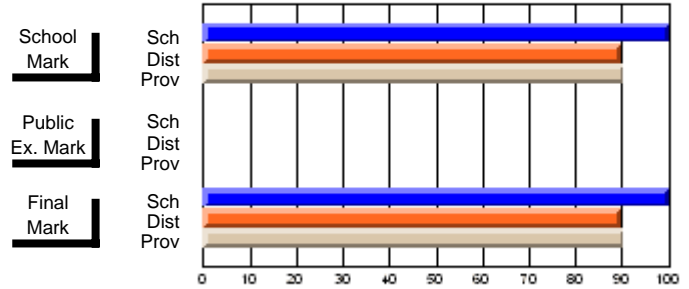
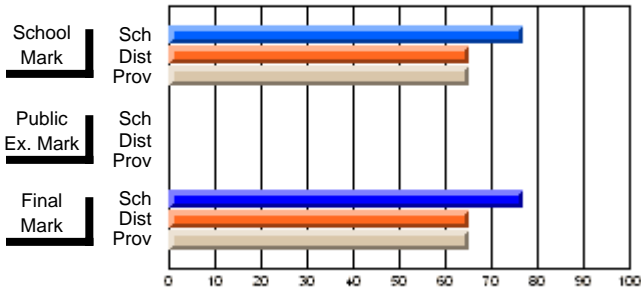
Grades: 6-12

Subject: Mathematics

Course: MATHEMATICS 3206									
# students in course: 12									
	School Mark	School vs District	School vs Province	Public Exam Mark	School vs District	School vs Province	Final Mark	School vs District	School vs Province
Average Score									
School	77.1						77.1		
District	65.3	P	P				65.3	P	P
Province	65.2						65.2		
Percent of Passes									
School	100.0						100.0		
District	89.7	P	P				89.7	P	P
Province	90.4						90.4		

Average Scores

Percent Passes



* Data from the High School Certification System. The results from supplementary courses are not reflected in these results. All students obtaining a score of 48 or 49 on the final mark, were adjusted to 50 and are reflected in the Final Mark column.

District 4 - Eastern

#247 - Roncalli Central High, Avondale

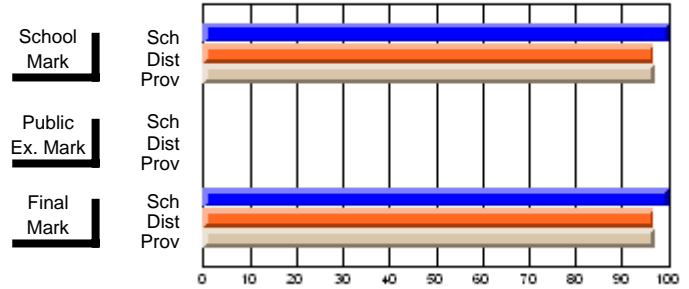
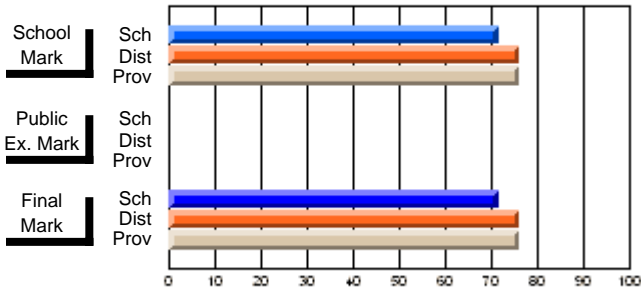
Grades: 6-12

Subject: Mathematics

Course: MATHEMATICS 3207									
# students in course: 18									
	School Mark	School vs District	School vs Province	Public Exam Mark	School vs District	School vs Province	Final Mark	School vs District	School vs Province
Average Score									
School	71.5						71.5		
District	76.0	q	q				76.0	q	q
Province	76.2						76.2		
Percent of Passes									
School	100.0						100.0		
District	96.8	p	p				96.8	p	p
Province	97.2						97.2		

Average Scores

Percent Passes



* Data from the High School Certification System. The results from supplementary courses are not reflected in these results. All students obtaining a score of 48 or 49 on the final mark, were adjusted to 50 and are reflected in the Final Mark column.

District 4 - Eastern

#247 - Roncalli Central High, Avondale

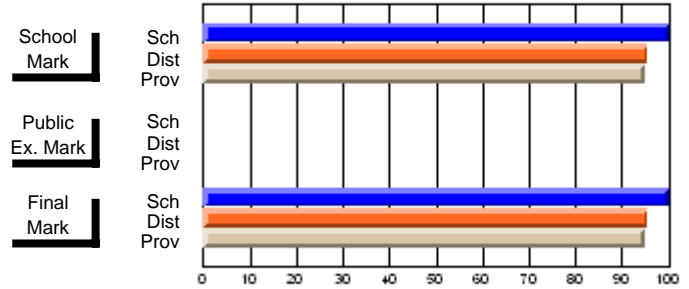
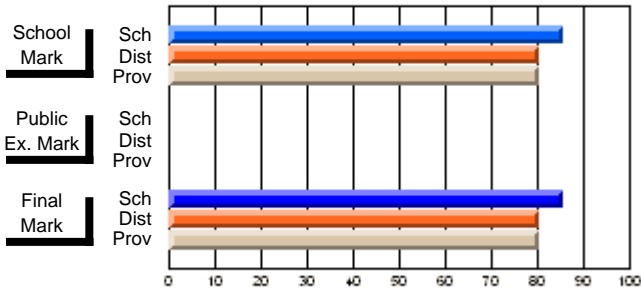
Grades: 6-12

Subject: Music

Course: APPLIED MUSIC 2206									
# students in course: 20									
	School Mark	School vs District	School vs Province	Public Exam Mark	School vs District	School vs Province	Final Mark	School vs District	School vs Province
Average Score									
School	85.7						85.7		
District	80.4	P	P				80.4	P	P
Province	80.2						80.2		
Percent of Passes									
School	100.0						100.0		
District	95.6	P	P				95.6	P	P
Province	94.8						94.8		

Average Scores

Percent Passes



* Data from the High School Certification System. The results from supplementary courses are not reflected in these results. All students obtaining a score of 48 or 49 on the final mark, were adjusted to 50 and are reflected in the Final Mark column.

District 4 - Eastern

#247 - Roncalli Central High, Avondale

Grades: 6-12

Subject: Music

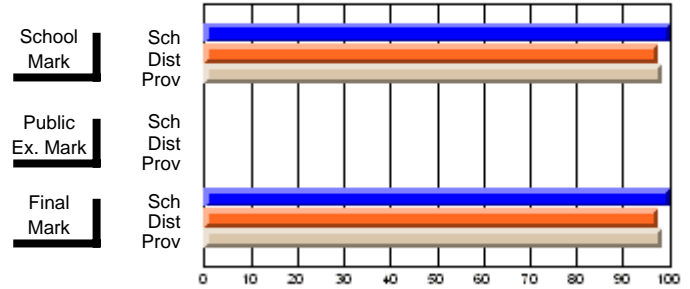
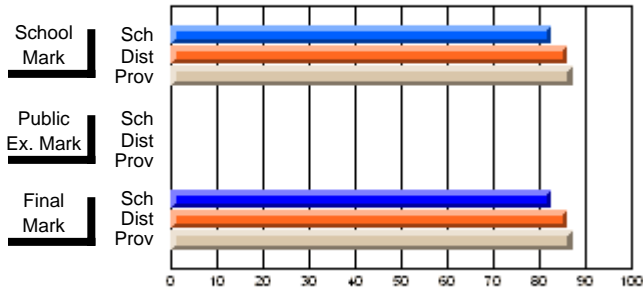
Course: APPLIED MUSIC 3206

students in course: 8

	School Mark	School vs District	School vs Province	Public Exam Mark	School vs District	School vs Province	Final Mark	School vs District	School vs Province
Average Score	82.5						82.5		
School	82.5						82.5		
District	85.9	q	q				85.9	q	q
Province	87.1						87.1		
Percent of Passes	100.0						100.0		
School	100.0						100.0		
District	97.5	p	p				97.5	p	p
Province	98.3						98.3		

Average Scores

Percent Passes



* Data from the High School Certification System. The results from supplementary courses are not reflected in these results. All students obtaining a score of 48 or 49 on the final mark, were adjusted to 50 and are reflected in the Final Mark column.

District 4 - Eastern

#247 - Roncalli Central High, Avondale

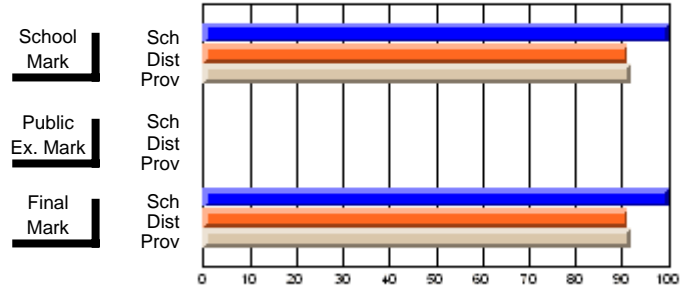
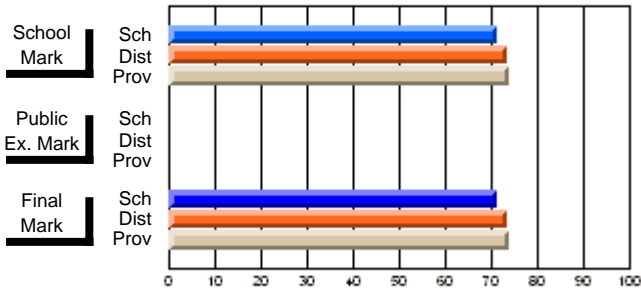
Grades: 6-12

Subject: Physical Education

Course: HEALTHY LIVING 1200									
# students in course: 31									
	School Mark	School vs District	School vs Province	Public Exam Mark	School vs District	School vs Province	Final Mark	School vs District	School vs Province
Average Score									
School	71.4						71.4		
District	73.3	q	q				73.3	q	q
Province	74.0						74.0		
Percent of Passes									
School	100.0						100.0		
District	91.3	p	p				91.3	p	p
Province	91.8						91.8		

Average Scores

Percent Passes



* Data from the High School Certification System. The results from supplementary courses are not reflected in these results. All students obtaining a score of 48 or 49 on the final mark, were adjusted to 50 and are reflected in the Final Mark column.

District 4 - Eastern

#247 - Roncalli Central High, Avondale

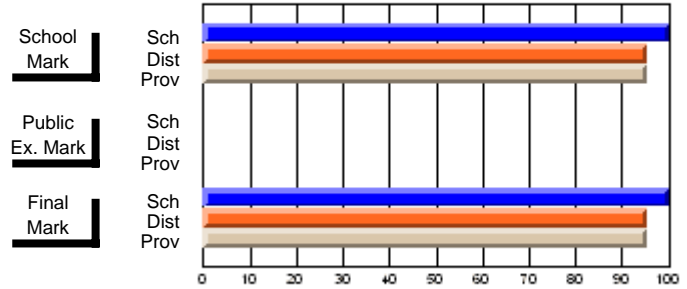
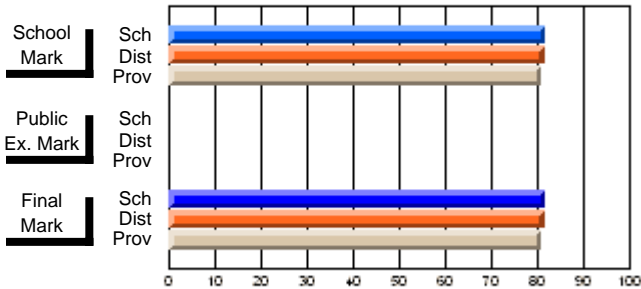
Grades: 6-12

Subject: Physical Education

Course: PHYSICAL EDUCATION 2100									
# students in course: 31									
	School Mark	School vs District	School vs Province	Public Exam Mark	School vs District	School vs Province	Final Mark	School vs District	School vs Province
Average Score									
School	81.7						81.7		
District	81.5	P	P				81.5	P	P
Province	80.7						80.7		
Percent of Passes									
School	100.0						100.0		
District	95.5	P	P				95.5	P	P
Province	95.2						95.2		

Average Scores

Percent Passes



* Data from the High School Certification System. The results from supplementary courses are not reflected in these results. All students obtaining a score of 48 or 49 on the final mark, were adjusted to 50 and are reflected in the Final Mark column.

District 4 - Eastern

#247 - Roncalli Central High, Avondale

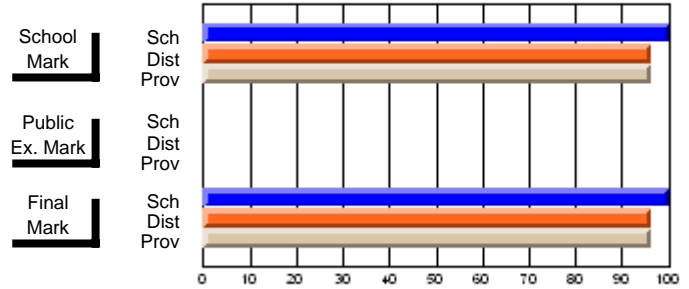
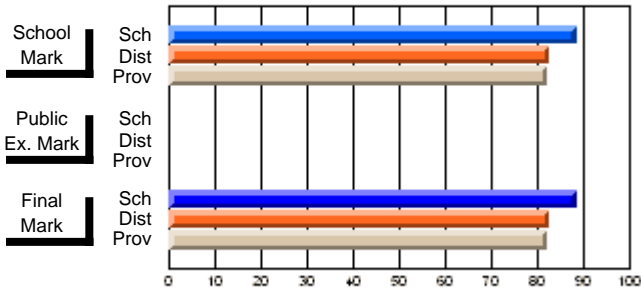
Grades: 6-12

Subject: Physical Education

Course: PHYSICAL EDUCATION 3100														
# students in course: 29														
		School Mark	School vs District	School vs Province			Public Exam Mark	School vs District	School vs Province			Final Mark	School vs District	School vs Province
Average Score		88.4										88.4		
School		88.4										88.4		
District		82.6	P	P								82.6	P	P
Province		82.0										82.0		
Percent of Passes		100.0										100.0		
School		100.0										100.0		
District		96.1	P	P								96.1	P	P
Province		96.1										96.1		

Average Scores

Percent Passes



* Data from the High School Certification System. The results from supplementary courses are not reflected in these results. All students obtaining a score of 48 or 49 on the final mark, were adjusted to 50 and are reflected in the Final Mark column.

District 4 - Eastern

#247 - Roncalli Central High, Avondale

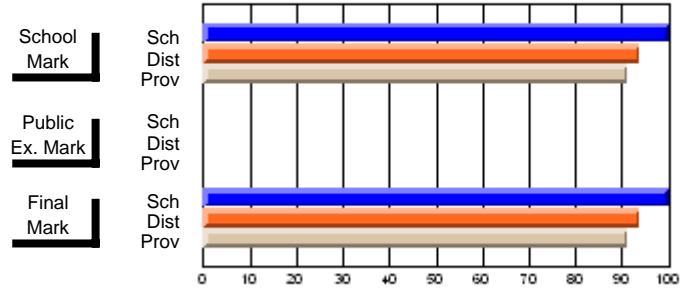
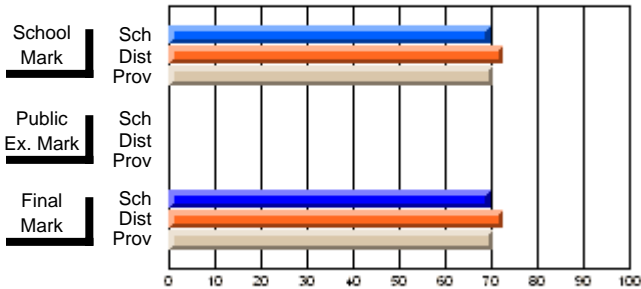
Grades: 6-12

Subject: Social Studies

Course: CANADIAN HISTORY 1201														
# students in course: 25														
		School Mark	School vs District	School vs Province			Public Exam Mark	School vs District	School vs Province			Final Mark	School vs District	School vs Province
Average Score		69.8										69.8		
School		72.6	q	q								72.6	q	q
District		70.5										70.5		
Province														
Percent of Passes		100.0										100.0		
School		93.8	p	p								93.8	p	p
District		91.3										91.3		
Province														

Average Scores

Percent Passes



* Data from the High School Certification System. The results from supplementary courses are not reflected in these results. All students obtaining a score of 48 or 49 on the final mark, were adjusted to 50 and are reflected in the Final Mark column.

District 4 - Eastern

#247 - Roncalli Central High, Avondale

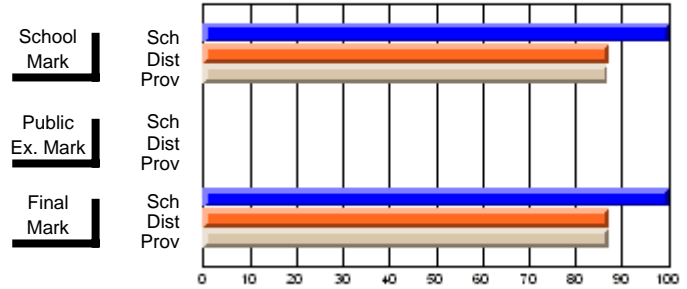
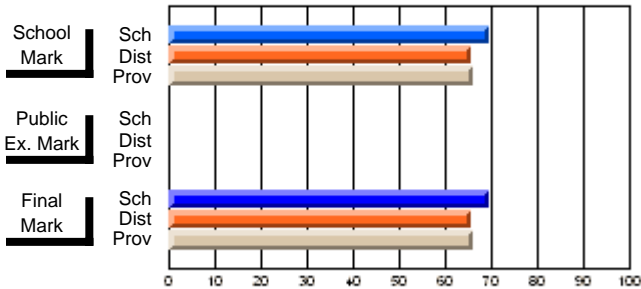
Grades: 6-12

Subject: Social Studies

Course: CANADIAN GEOGRAPHY 1202									
# students in course: 32	School Mark	School vs District	School vs Province	Public Exam Mark	School vs District	School vs Province	Final Mark	School vs District	School vs Province
Average Score									
School	69.5						69.5		
District	65.6	P	P				65.6	P	P
Province	66.0						66.0		
Percent of Passes									
School	100.0						100.0		
District	87.3	P	P				87.3	P	P
Province	87.0						87.1		

Average Scores

Percent Passes



* Data from the High School Certification System. The results from supplementary courses are not reflected in these results. All students obtaining a score of 48 or 49 on the final mark, were adjusted to 50 and are reflected in the Final Mark column.

District 4 - Eastern

#247 - Roncalli Central High, Avondale

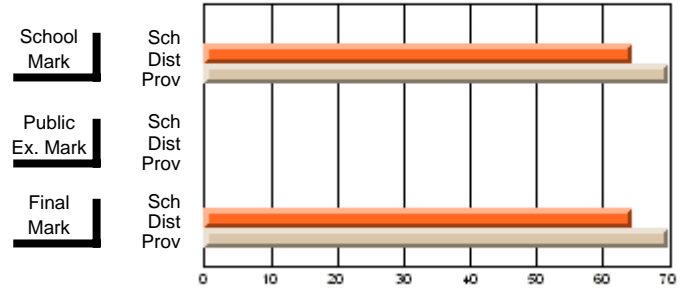
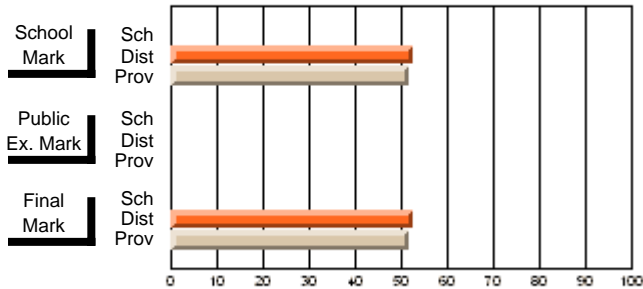
Grades: 6-12

Subject: Social Studies

Course: CANADIAN GEOGRAPHY(M) 1262				School data has 5 or fewer students. Data withheld for reasons of confidentiality.					
# students in course: 1									
	School Mark	School vs District	School vs Province	Public Exam Mark	School vs District	School vs Province	Final Mark	School vs District	School vs Province
Average Score									
School									
District	52.6	P	P				52.6	P	P
Province	51.7						51.7		
Percent of Passes									
School									
District	64.3	P	P				64.3	P	P
Province	69.8						69.8		

Average Scores

Percent Passes



* Data from the High School Certification System. The results from supplementary courses are not reflected in these results. All students obtaining a score of 48 or 49 on the final mark, were adjusted to 50 and are reflected in the Final Mark column.

District 4 - Eastern

#247 - Roncalli Central High, Avondale

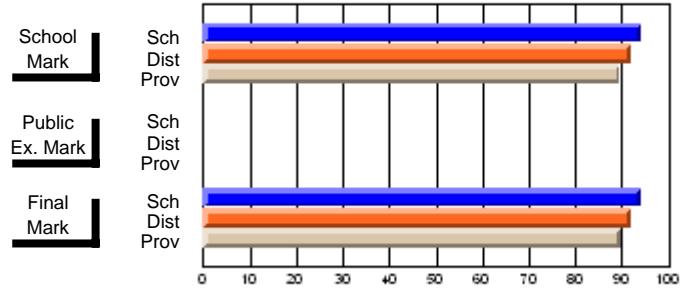
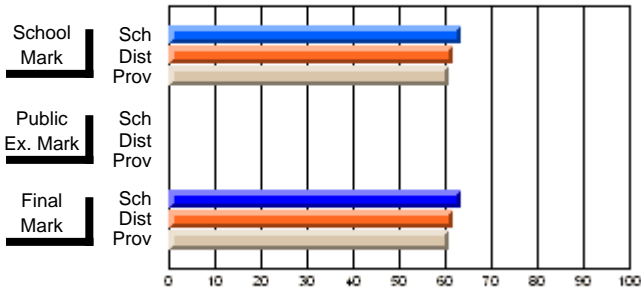
Grades: 6-12

Subject: Social Studies

Course: WORLD GEOGRAPHY 3200											
# students in course: 17											
	School Mark	School vs District	School vs Province		Public Exam Mark	School vs District	School vs Province		Final Mark	School vs District	School vs Province
Average Score											
School	63.5								63.5		
District	61.7	P	P						61.7	P	P
Province	60.9								60.9		
Percent of Passes											
School	94.1								94.1		
District	91.8	P	P						91.9	P	P
Province	89.5								89.7		

Average Scores

Percent Passes



* Data from the High School Certification System. The results from supplementary courses are not reflected in these results. All students obtaining a score of 48 or 49 on the final mark, were adjusted to 50 and are reflected in the Final Mark column.

District 4 - Eastern

#247 - Roncalli Central High, Avondale

Grades: 6-12

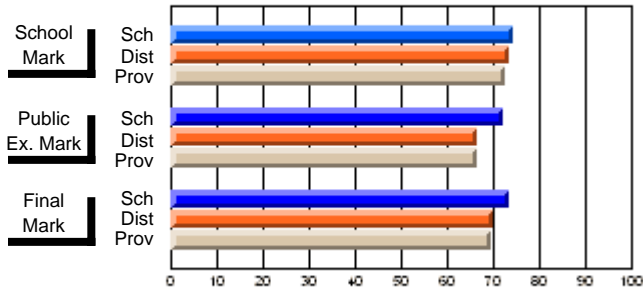
Subject: Social Studies

Course: WORLD HISTORY 3201			
# students in course: 21			
	School Mark	School vs District	School vs Province
Average Score			
School	74.1		
District	73.4	P	P
Province	72.7		
Percent of Passes			
School	90.5		
District	93.1	q	q
Province	92.6		

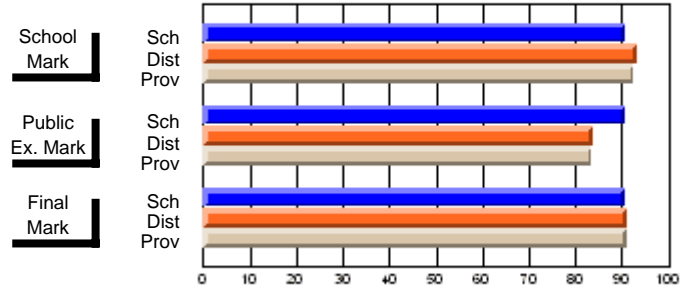
	Public Exam Mark	School vs District	School vs Province
Public Exam Mark			
School	72.3		
District	66.5	P	P
Province	66.6		
Percent of Passes			
School	90.5		
District	83.7	P	P
Province	83.5		

	Final Mark	School vs District	School vs Province
Final Mark			
School	73.3		
District	70.0	P	P
Province	69.7		
Percent of Passes			
School	90.5		
District	90.9	q	q
Province	90.9		

Average Scores



Percent Passes



* Data from the High School Certification System. The results from supplementary courses are not reflected in these results. All students obtaining a score of 48 or 49 on the final mark, were adjusted to 50 and are reflected in the Final Mark column.

District 4 - Eastern

#247 - Roncalli Central High, Avondale

Grades: 6-12

Subject: Social Studies

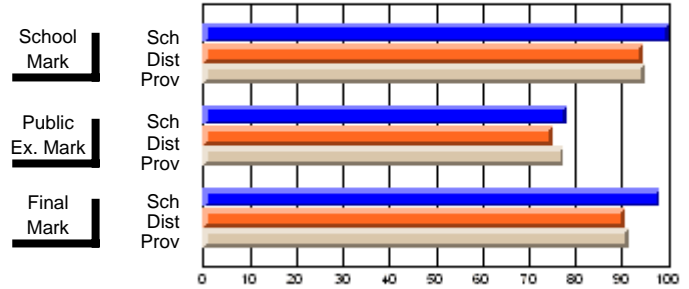
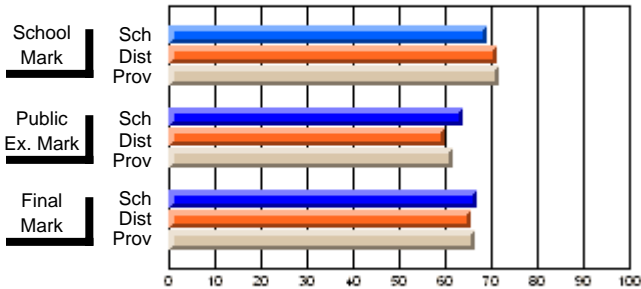
Course: WORLD GEOGRAPHY 3202

students in course: 55

	School Mark	School vs District	School vs Province	Public Exam Mark	School vs District	School vs Province	Final Mark	School vs District	School vs Province
Average Score									
School	68.9			64.0			66.8		
District	71.2	q	q	60.1	p	p	65.5	p	p
Province	71.7			61.6			66.5		
Percent of Passes									
School	100.0			78.2			98.2		
District	94.4	p	p	75.0	p	p	90.5	p	p
Province	95.0			77.5			91.6		

Average Scores

Percent Passes



* Data from the High School Certification System. The results from supplementary courses are not reflected in these results. All students obtaining a score of 48 or 49 on the final mark, were adjusted to 50 and are reflected in the Final Mark column.

District 4 - Eastern

#247 - Roncalli Central High, Avondale

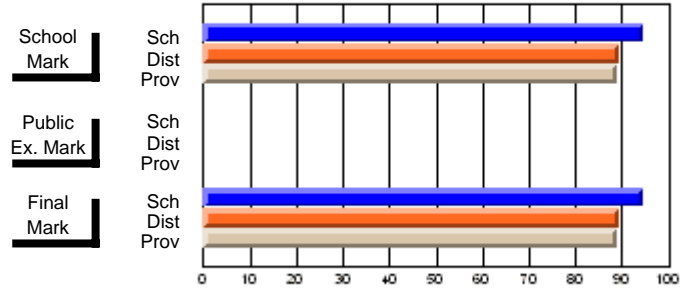
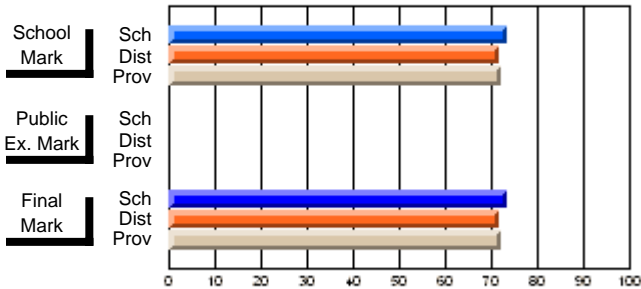
Grades: 6-12

Subject: Guidance

Course: CAREER DEVELOPMENT 2201									
# students in course: 71									
	School Mark	School vs District	School vs Province	Public Exam Mark	School vs District	School vs Province	Final Mark	School vs District	School vs Province
Average Score									
School	73.3						73.3		
District	71.8	P	P				71.8	P	P
Province	72.2						72.2		
Percent of Passes									
School	94.4						94.4		
District	89.2	P	P				89.2	P	P
Province	88.9						88.9		

Average Scores

Percent Passes



* Data from the High School Certification System. The results from supplementary courses are not reflected in these results. All students obtaining a score of 48 or 49 on the final mark, were adjusted to 50 and are reflected in the Final Mark column.

District 4 - Eastern

#247 - Roncalli Central High, Avondale

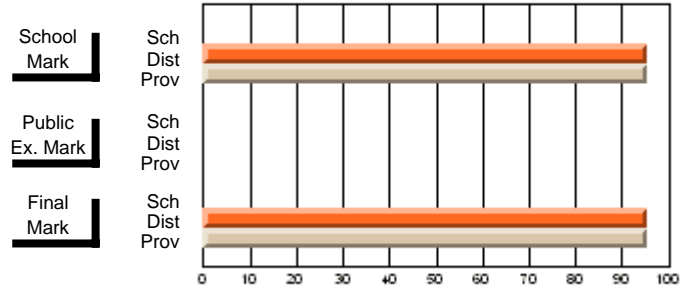
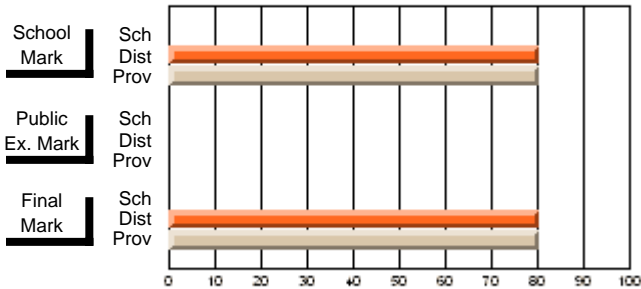
Grades: 6-12

Subject: Guidance

Course: CARRIERE ET VIE 2231			School data has 5 or fewer students. Data withheld for reasons of confidentiality.						
# students in course: 1	School Mark	School vs District	School vs Province	Public Exam Mark	School vs District	School vs Province	Final Mark	School vs District	School vs Province
Average Score									
School									
District	80.4	q	q				80.4	q	q
Province	80.3						80.3		
Percent of Passes									
School									
District	95.2	p	p				95.2	p	p
Province	95.4						95.4		

Average Scores

Percent Passes



* Data from the High School Certification System. The results from supplementary courses are not reflected in these results. All students obtaining a score of 48 or 49 on the final mark, were adjusted to 50 and are reflected in the Final Mark column.

District 4 - Eastern

#247 - Roncalli Central High, Avondale

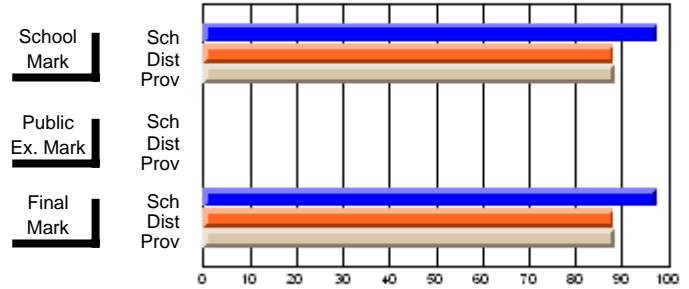
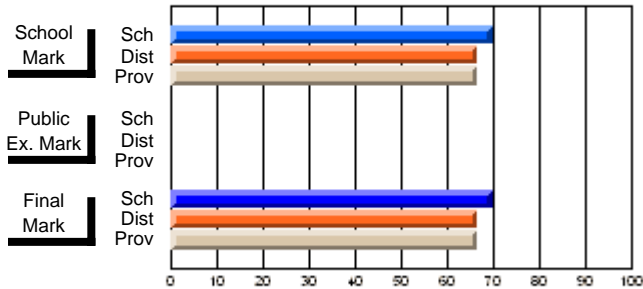
Grades: 6-12

Subject: Science

Course: SCIENCE 1206											
# students in course: 40											
	School Mark	School vs District	School vs Province		Public Exam Mark	School vs District	School vs Province		Final Mark	School vs District	School vs Province
Average Score											
School	69.7								69.7		
District	66.4	P	P						66.4	P	P
Province	66.4								66.4		
Percent of Passes											
School	97.5								97.5		
District	88.2	P	P						88.2	P	P
Province	88.5								88.5		

Average Scores

Percent Passes



* Data from the High School Certification System. The results from supplementary courses are not reflected in these results. All students obtaining a score of 48 or 49 on the final mark, were adjusted to 50 and are reflected in the Final Mark column.

District 4 - Eastern

#247 - Roncalli Central High, Avondale

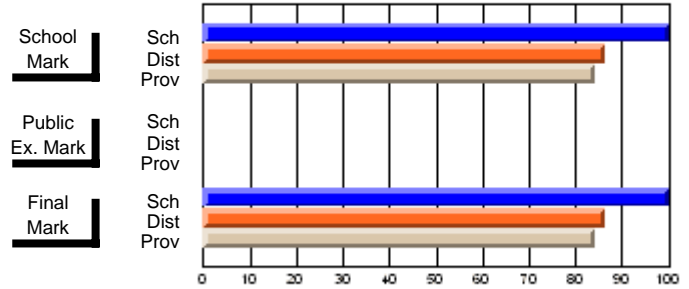
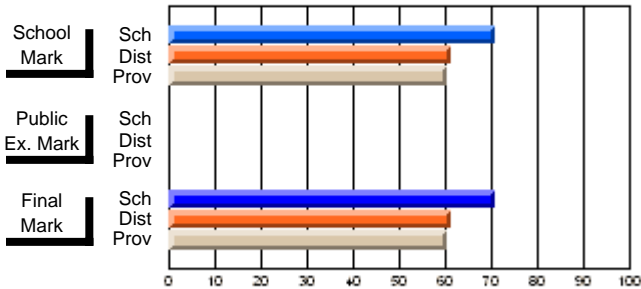
Grades: 6-12

Subject: Science

Course: SCIENCE 2200									
# students in course: 18									
	School Mark	School vs District	School vs Province	Public Exam Mark	School vs District	School vs Province	Final Mark	School vs District	School vs Province
Average Score									
School	70.8						70.8		
District	61.4	P	P				61.4	P	P
Province	60.3						60.3		
Percent of Passes									
School	100.0						100.0		
District	86.2	P	P				86.2	P	P
Province	84.3						84.3		

Average Scores

Percent Passes



* Data from the High School Certification System. The results from supplementary courses are not reflected in these results. All students obtaining a score of 48 or 49 on the final mark, were adjusted to 50 and are reflected in the Final Mark column.

District 4 - Eastern

#247 - Roncalli Central High, Avondale

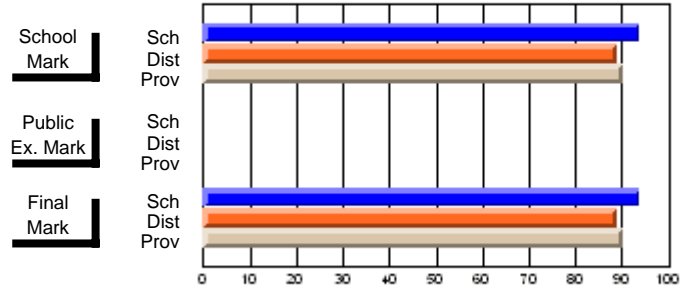
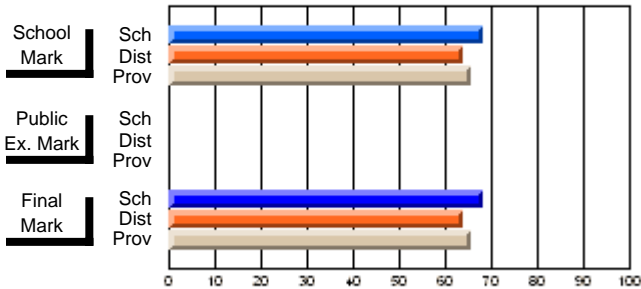
Grades: 6-12

Subject: Science

Course: BIOLOGY 2201											
# students in course: 32											
	School Mark	School vs District	School vs Province		Public Exam Mark	School vs District	School vs Province		Final Mark	School vs District	School vs Province
Average Score											
School	68.3								68.3		
District	63.9	P	P						63.9	P	P
Province	65.5								65.5		
Percent of Passes											
School	93.8								93.8		
District	89.0	P	P						89.0	P	P
Province	90.1								90.1		

Average Scores

Percent Passes



* Data from the High School Certification System. The results from supplementary courses are not reflected in these results. All students obtaining a score of 48 or 49 on the final mark, were adjusted to 50 and are reflected in the Final Mark column.

District 4 - Eastern

#247 - Roncalli Central High, Avondale

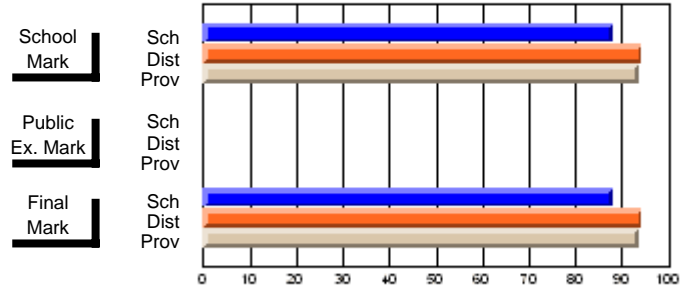
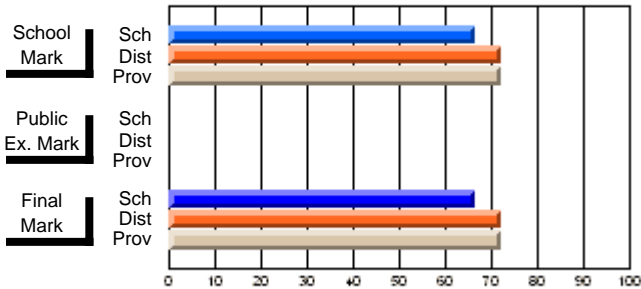
Grades: 6-12

Subject: Science

Course: CHEMISTRY 2202									
# students in course: 25									
	School Mark	School vs District	School vs Province	Public Exam Mark	School vs District	School vs Province	Final Mark	School vs District	School vs Province
Average Score									
School	66.5						66.5		
District	72.3	q	q				72.3	q	q
Province	72.3						72.3		
Percent of Passes									
School	88.0						88.0		
District	94.3	q	q				94.3	q	q
Province	93.6						93.7		

Average Scores

Percent Passes



* Data from the High School Certification System. The results from supplementary courses are not reflected in these results. All students obtaining a score of 48 or 49 on the final mark, were adjusted to 50 and are reflected in the Final Mark column.

District 4 - Eastern

#247 - Roncalli Central High, Avondale

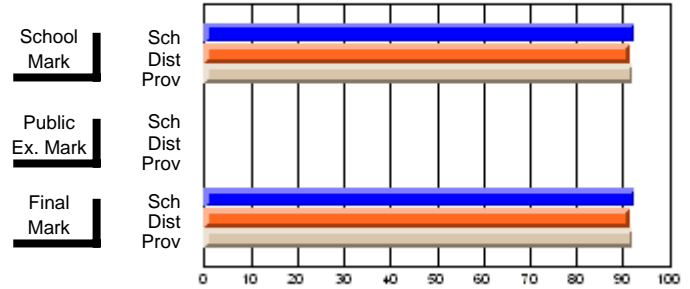
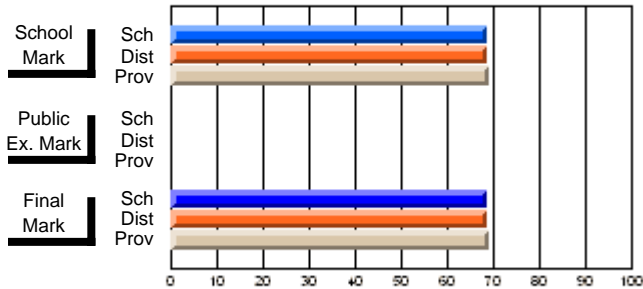
Grades: 6-12

Subject: Science

Course: PHYSICS 2204											
# students in course: 40											
	School Mark	School vs District	School vs Province		Public Exam Mark	School vs District	School vs Province		Final Mark	School vs District	School vs Province
Average Score	68.6								68.6		
School	68.6								68.6		
District	68.7	q	q						68.7	q	q
Province	69.1								69.1		
Percent of Passes	92.5								92.5		
School	92.5								92.5		
District	91.4	p	p						91.4	p	p
Province	92.1								92.1		

Average Scores

Percent Passes



* Data from the High School Certification System. The results from supplementary courses are not reflected in these results. All students obtaining a score of 48 or 49 on the final mark, were adjusted to 50 and are reflected in the Final Mark column.

District 4 - Eastern

#247 - Roncalli Central High, Avondale

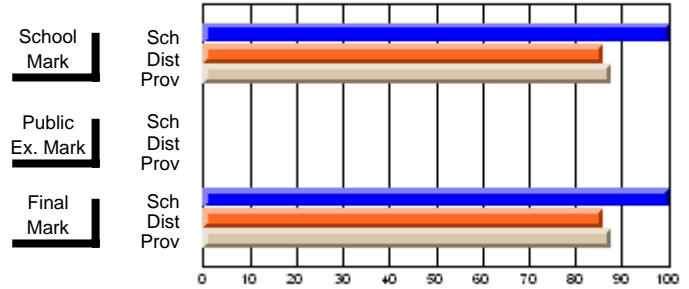
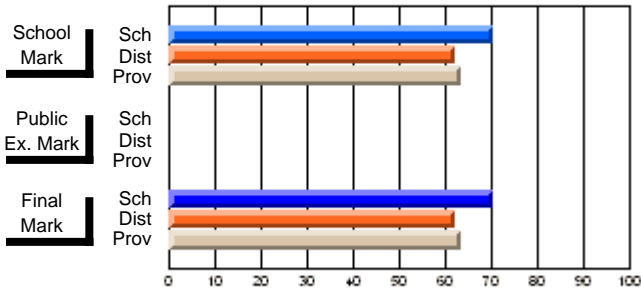
Grades: 6-12

Subject: Science

Course: SCIENCE 3200									
# students in course: 20									
	School Mark	School vs District	School vs Province	Public Exam Mark	School vs District	School vs Province	Final Mark	School vs District	School vs Province
Average Score	70.5						70.5		
School	62.1	P	P				62.1	P	P
District	63.4						63.4		
Province									
Percent of Passes	100.0						100.0		
School	86.0	P	P				86.0	P	P
District	87.7						87.7		
Province									

Average Scores

Percent Passes



* Data from the High School Certification System. The results from supplementary courses are not reflected in these results. All students obtaining a score of 48 or 49 on the final mark, were adjusted to 50 and are reflected in the Final Mark column.

District 4 - Eastern

#247 - Roncalli Central High, Avondale

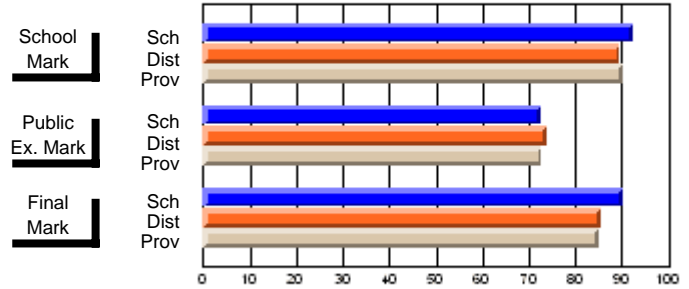
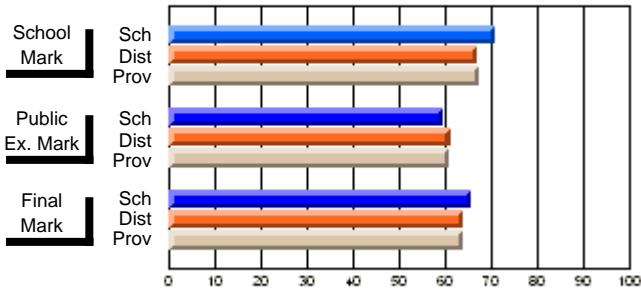
Grades: 6-12

Subject: Science

Course: BIOLOGY 3201									
# students in course: 51									
	School Mark	School vs District	School vs Province	Public Exam Mark	School vs District	School vs Province	Final Mark	School vs District	School vs Province
Average Score									
School	70.9			59.6			65.6		
District	66.9	P	P	61.0	q	q	63.9	P	P
Province	67.4			60.8			63.9		
Percent of Passes									
School	92.2			72.5			90.2		
District	89.5	P	P	73.8	q	q	85.3	P	P
Province	90.3			72.8			85.0		

Average Scores

Percent Passes



* Data from the High School Certification System. The results from supplementary courses are not reflected in these results. All students obtaining a score of 48 or 49 on the final mark, were adjusted to 50 and are reflected in the Final Mark column.

District 4 - Eastern

#247 - Roncalli Central High, Avondale

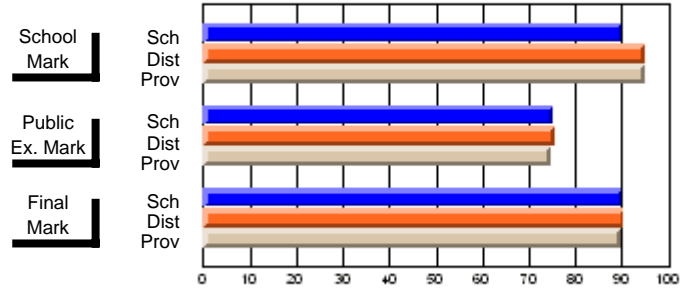
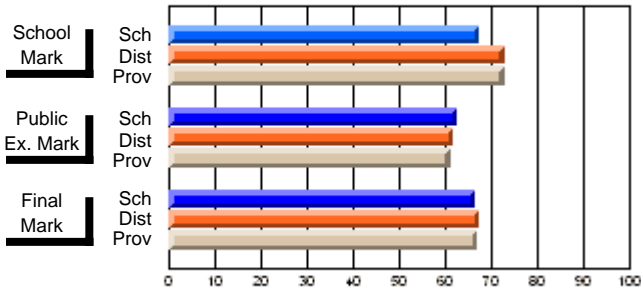
Grades: 6-12

Subject: Science

Course: CHEMISTRY 3202									
# students in course: 20									
	School Mark	School vs District	School vs Province	Public Exam Mark	School vs District	School vs Province	Final Mark	School vs District	School vs Province
Average Score									
School	67.3			62.4			66.6		
District	72.8	q	q	61.6	p	p	67.5	q	q
Province	72.8			61.1			67.1		
Percent of Passes									
School	90.0			75.0			90.0		
District	95.0	q	q	75.7	q	p	90.4	q	p
Province	95.0			74.6			89.8		

Average Scores

Percent Passes



* Data from the High School Certification System. The results from supplementary courses are not reflected in these results. All students obtaining a score of 48 or 49 on the final mark, were adjusted to 50 and are reflected in the Final Mark column.

District 4 - Eastern

#247 - Roncalli Central High, Avondale

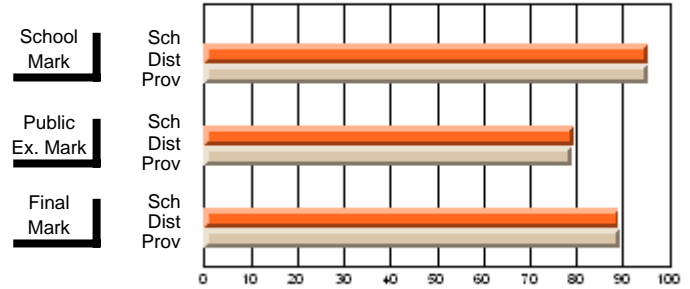
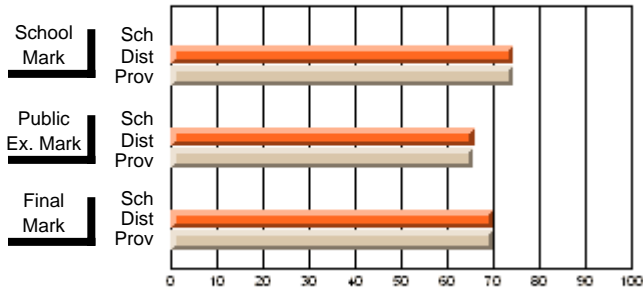
Grades: 6-12

Subject: Science

Course: PHYSICS 3204				School data has 5 or fewer students. Data withheld for reasons of confidentiality.								
# students in course: 5												
				School Mark	School vs District	School vs Province	Public Exam Mark	School vs District	School vs Province	Final Mark	School vs District	School vs Province
Average Score												
School												
District				74.3	P	P	65.8	P	P	70.1	P	P
Province				74.4			65.6			70.0		
Percent of Passes												
School												
District				95.5	P	P	79.4	P	P	89.1	Q	Q
Province				95.2			79.0			89.2		

Average Scores

Percent Passes



* Data from the High School Certification System. The results from supplementary courses are not reflected in these results. All students obtaining a score of 48 or 49 on the final mark, were adjusted to 50 and are reflected in the Final Mark column.

District 4 - Eastern

#247 - Roncalli Central High, Avondale

Grades: 6-12

Subject: Science

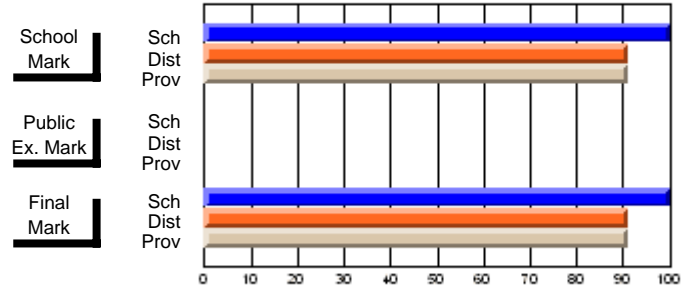
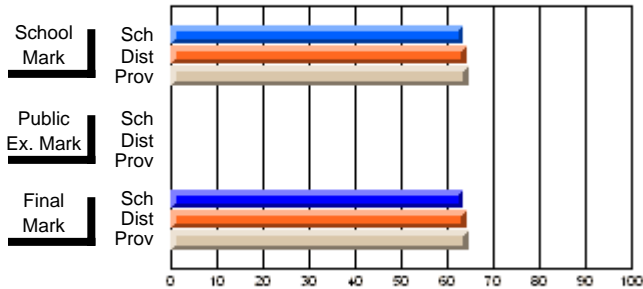
Course: ENVIRONMENTAL SCIENCE 3205

students in course: 12

	School Mark	School vs District	School vs Province	Public Exam Mark	School vs District	School vs Province	Final Mark	School vs District	School vs Province
Average Score									
School	63.5						63.5		
District	64.1	q	q				64.1	q	q
Province	64.5						64.5		
Percent of Passes									
School	100.0						100.0		
District	91.2	p	p				91.2	p	p
Province	90.9						90.9		

Average Scores

Percent Passes



* Data from the High School Certification System. The results from supplementary courses are not reflected in these results. All students obtaining a score of 48 or 49 on the final mark, were adjusted to 50 and are reflected in the Final Mark column.

District 4 - Eastern

#247 - Roncalli Central High, Avondale

Grades: 6-12

Subject: Science

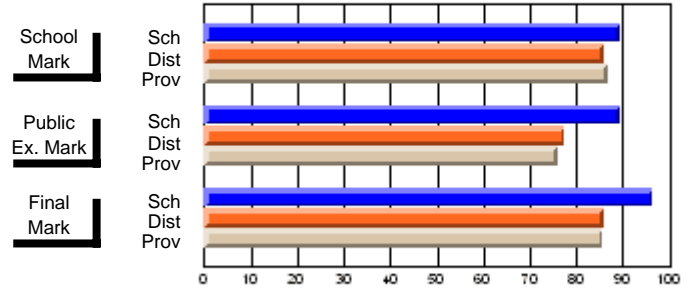
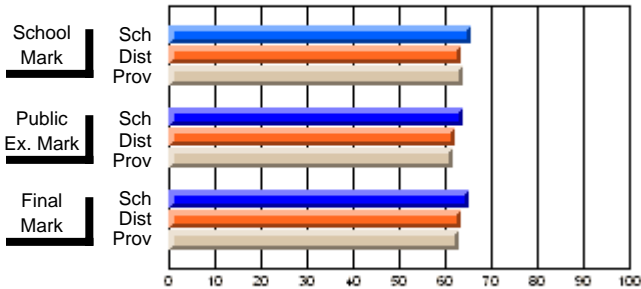
Course: EARTH SYSTEMS 3209

students in course: 28

	School Mark	School vs District	School vs Province	Public Exam Mark	School vs District	School vs Province	Final Mark	School vs District	School vs Province
Average Score									
School	65.6			63.9			65.1		
District	63.5	P	P	62.1	P	P	63.5	P	P
Province	63.8			61.6			63.2		
Percent of Passes									
School	89.3			89.3			96.4		
District	85.9	P	P	77.5	P	P	86.0	P	P
Province	86.6			76.0			85.7		

Average Scores

Percent Passes



* Data from the High School Certification System. The results from supplementary courses are not reflected in these results. All students obtaining a score of 48 or 49 on the final mark, were adjusted to 50 and are reflected in the Final Mark column.

District 4 - Eastern

#247 - Roncalli Central High, Avondale

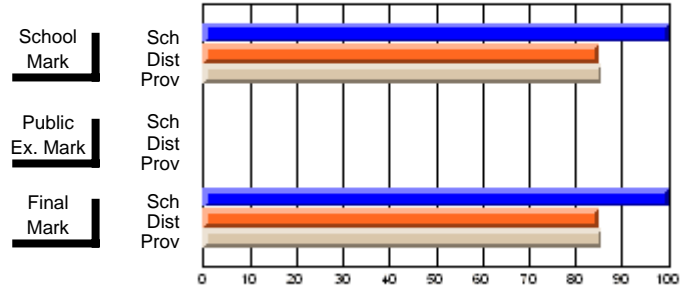
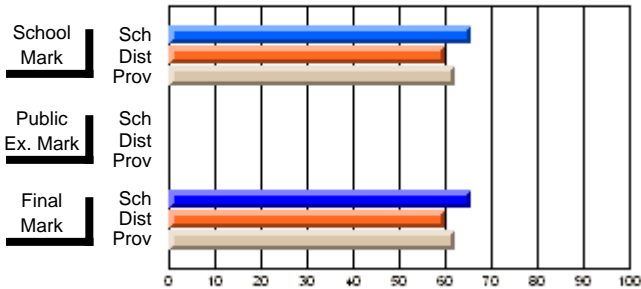
Grades: 6-12

Subject: English Language

Course: ENGLISH 1200									
# students in course: 17									
	School Mark	School vs District	School vs Province	Public Exam Mark	School vs District	School vs Province	Final Mark	School vs District	School vs Province
Average Score									
School	65.5						65.5		
District	60.0	P	P				60.0	P	P
Province	62.1						62.1		
Percent of Passes									
School	100.0						100.0		
District	85.0	P	P				85.0	P	P
Province	85.7						85.7		

Average Scores

Percent Passes



* Data from the High School Certification System. The results from supplementary courses are not reflected in these results. All students obtaining a score of 48 or 49 on the final mark, were adjusted to 50 and are reflected in the Final Mark column.

District 4 - Eastern

#247 - Roncalli Central High, Avondale

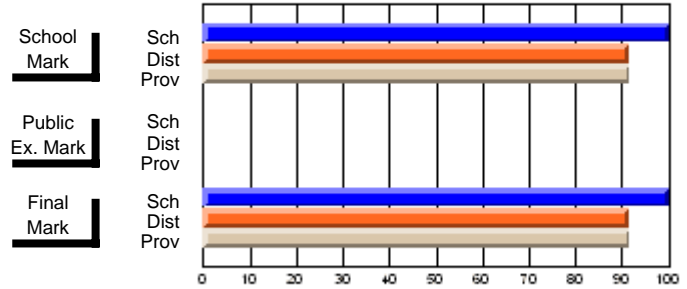
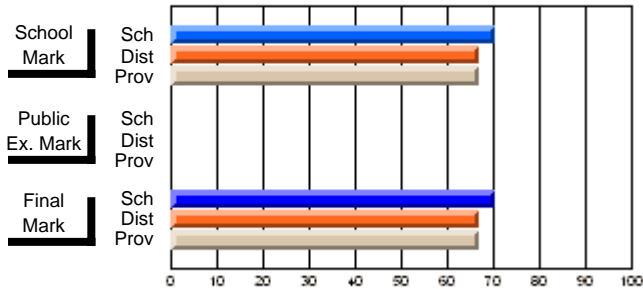
Grades: 6-12

Subject: English Language

Course: ENGLISH 1201									
# students in course: 42									
	School Mark	School vs District	School vs Province	Public Exam Mark	School vs District	School vs Province	Final Mark	School vs District	School vs Province
Average Score									
School	70.3						70.3		
District	67.0	P	P				67.0	P	P
Province	67.1						67.1		
Percent of Passes									
School	100.0						100.0		
District	91.4	P	P				91.4	P	P
Province	91.7						91.7		

Average Scores

Percent Passes



* Data from the High School Certification System. The results from supplementary courses are not reflected in these results. All students obtaining a score of 48 or 49 on the final mark, were adjusted to 50 and are reflected in the Final Mark column.

District 4 - Eastern

#247 - Roncalli Central High, Avondale

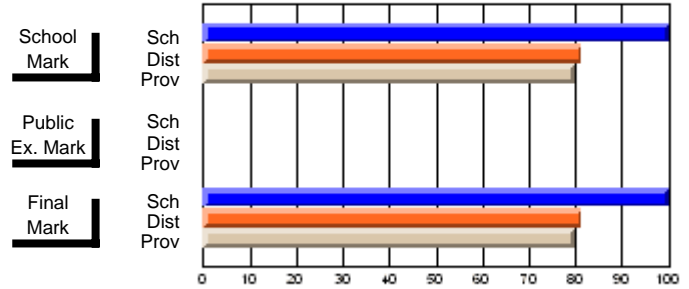
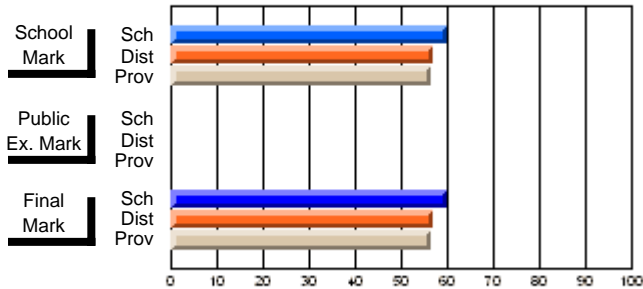
Grades: 6-12

Subject: English Language

Course: ENGLISH 1202									
# students in course: 17									
	School Mark	School vs District	School vs Province	Public Exam Mark	School vs District	School vs Province	Final Mark	School vs District	School vs Province
Average Score									
School	60.1						60.1		
District	57.1	P	P				57.1	P	P
Province	56.5						56.5		
Percent of Passes									
School	100.0						100.0		
District	81.4	P	P				81.4	P	P
Province	80.0						80.0		

Average Scores

Percent Passes



* Data from the High School Certification System. The results from supplementary courses are not reflected in these results. All students obtaining a score of 48 or 49 on the final mark, were adjusted to 50 and are reflected in the Final Mark column.

District 4 - Eastern

#247 - Roncalli Central High, Avondale

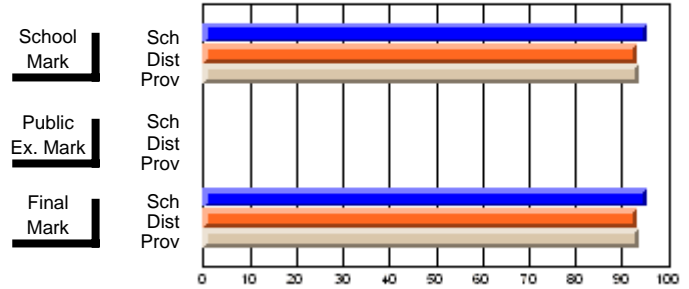
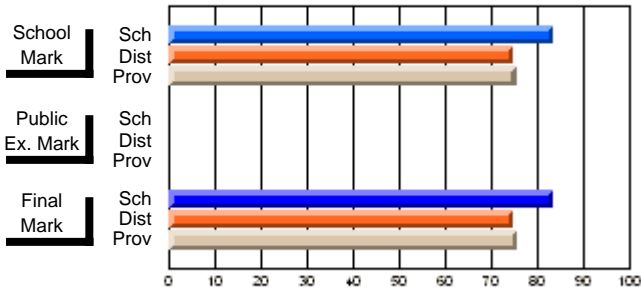
Grades: 6-12

Subject: English Language

Course: THEATRE ARTS 2200														
# students in course: 21														
		School Mark	School vs District	School vs Province			Public Exam Mark	School vs District	School vs Province			Final Mark	School vs District	School vs Province
Average Score														
School		83.4										83.4		
District		74.6	P	P								74.6	P	P
Province		75.4										75.4		
Percent of Passes														
School		95.2										95.2		
District		93.3	P	P								93.3	P	P
Province		93.6										93.6		

Average Scores

Percent Passes



* Data from the High School Certification System. The results from supplementary courses are not reflected in these results. All students obtaining a score of 48 or 49 on the final mark, were adjusted to 50 and are reflected in the Final Mark column.

District 4 - Eastern

#247 - Roncalli Central High, Avondale

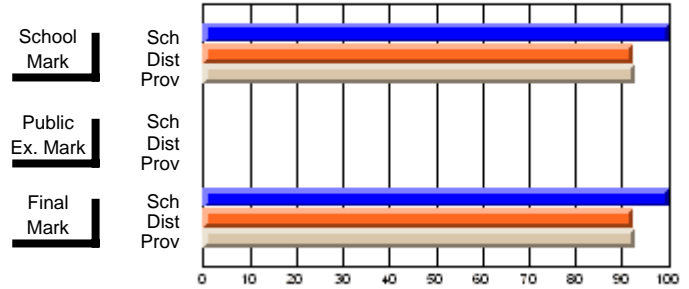
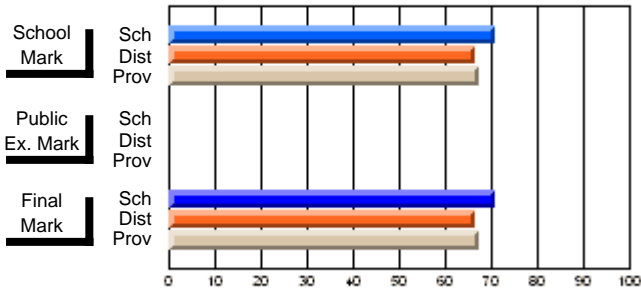
Grades: 6-12

Subject: English Language

Course: ENGLISH 2201											
# students in course: 62											
	School Mark	School vs District	School vs Province		Public Exam Mark	School vs District	School vs Province		Final Mark	School vs District	School vs Province
Average Score											
School	70.7								70.7		
District	66.5	P	P						66.5	P	P
Province	67.2								67.2		
Percent of Passes											
School	100.0								100.0		
District	92.2	P	P						92.2	P	P
Province	92.9								92.9		

Average Scores

Percent Passes



* Data from the High School Certification System. The results from supplementary courses are not reflected in these results. All students obtaining a score of 48 or 49 on the final mark, were adjusted to 50 and are reflected in the Final Mark column.

District 4 - Eastern

#247 - Roncalli Central High, Avondale

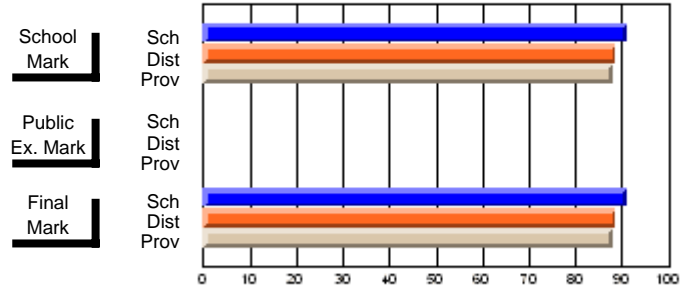
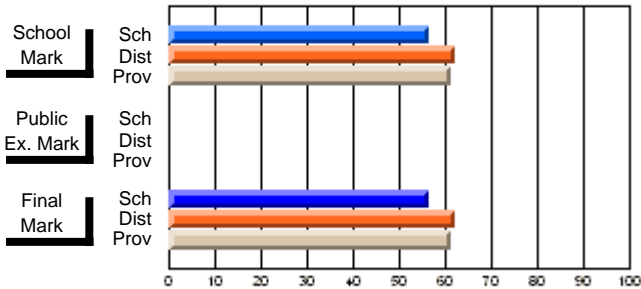
Grades: 6-12

Subject: English Language

Course: ENGLISH 2202														
# students in course: 11														
		School Mark	School vs District	School vs Province			Public Exam Mark	School vs District	School vs Province			Final Mark	School vs District	School vs Province
Average Score														
School		56.5										56.5		
District		62.1	q	q								62.1	q	q
Province		61.2										61.2		
Percent of Passes														
School		90.9										90.9		
District		88.7	p	p								88.7	p	p
Province		87.9										87.9		

Average Scores

Percent Passes



* Data from the High School Certification System. The results from supplementary courses are not reflected in these results. All students obtaining a score of 48 or 49 on the final mark, were adjusted to 50 and are reflected in the Final Mark column.

District 4 - Eastern

#247 - Roncalli Central High, Avondale

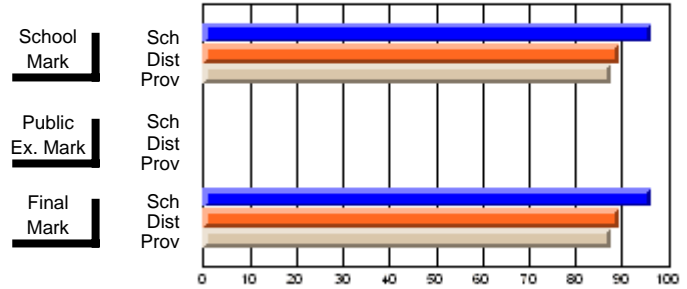
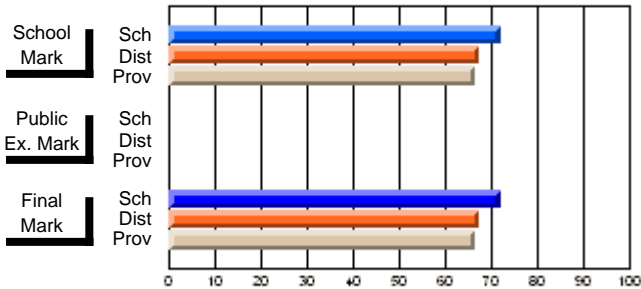
Grades: 6-12

Subject: English Language

Course: WRITING 2203														
# students in course: 27														
		School Mark	School vs District	School vs Province			Public Exam Mark	School vs District	School vs Province			Final Mark	School vs District	School vs Province
Average Score		71.9										71.9		
School		67.2	P	P								67.2	P	P
District		66.5										66.5		
Province														
Percent of Passes		96.3										96.3		
School		89.3	P	P								89.3	P	P
District		87.7										87.7		
Province														

Average Scores

Percent Passes



* Data from the High School Certification System. The results from supplementary courses are not reflected in these results. All students obtaining a score of 48 or 49 on the final mark, were adjusted to 50 and are reflected in the Final Mark column.

District 4 - Eastern

#247 - Roncalli Central High, Avondale

Grades: 6-12

Subject: English Language

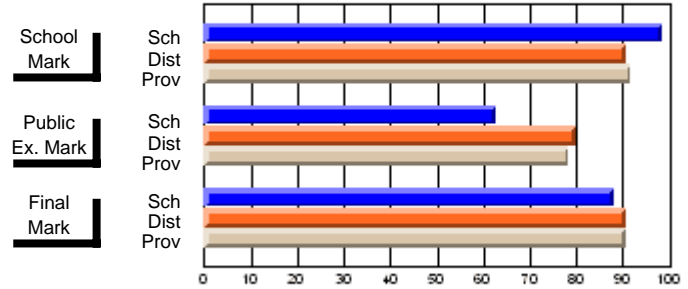
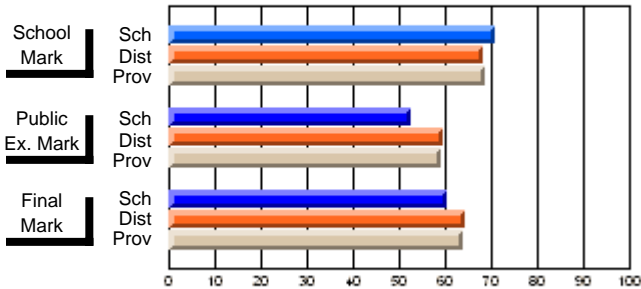
Course: ENGLISH LANGUAGE ARTS 3201			
# students in course: 59			
School Mark	School vs District	School vs Province	
Average Score			
School	70.9		
District	68.3	P	P
Province	68.6		
Percent of Passes			
School	98.3		
District	90.7	P	P
Province	91.7		

Public Exam Mark	School vs District	School vs Province	
52.7			
59.7	q	q	
58.9			

Final Mark	School vs District	School vs Province	
60.6			
64.2	q	q	
63.7			

Average Scores

Percent Passes



* Data from the High School Certification System. The results from supplementary courses are not reflected in these results. All students obtaining a score of 48 or 49 on the final mark, were adjusted to 50 and are reflected in the Final Mark column.

District 4 - Eastern

#247 - Roncalli Central High, Avondale

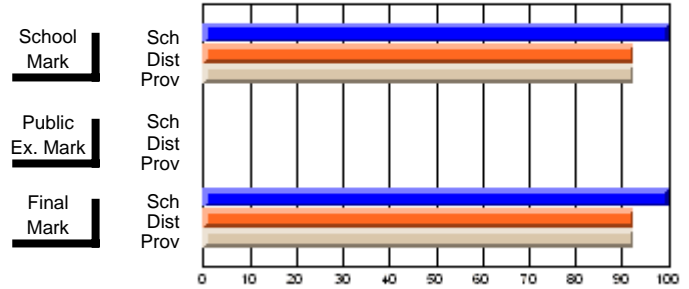
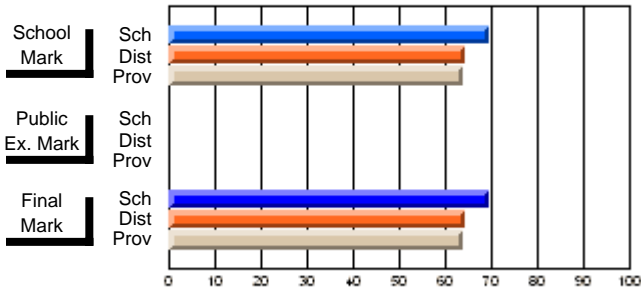
Grades: 6-12

Subject: English Language

Course: ENGLISH LANGUAGE ARTS 3202														
# students in course: 11														
		School Mark	School vs District	School vs Province			Public Exam Mark	School vs District	School vs Province			Final Mark	School vs District	School vs Province
Average Score														
School		69.5										69.5		
District		64.4	P	P								64.4	P	P
Province		63.7										63.7		
Percent of Passes														
School		100.0										100.0		
District		92.6	P	P								92.6	P	P
Province		92.5										92.6		

Average Scores

Percent Passes



* Data from the High School Certification System. The results from supplementary courses are not reflected in these results. All students obtaining a score of 48 or 49 on the final mark, were adjusted to 50 and are reflected in the Final Mark column.

District 4 - Eastern

#249 - Ascension Collegiate, Bay Roberts

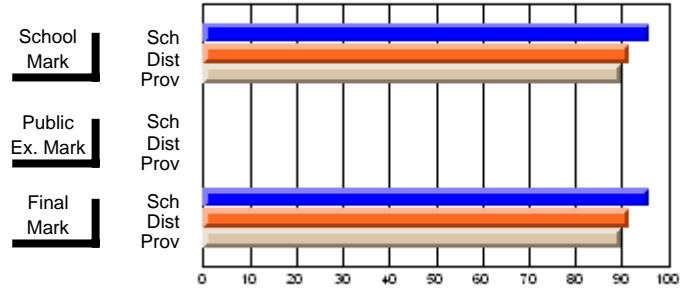
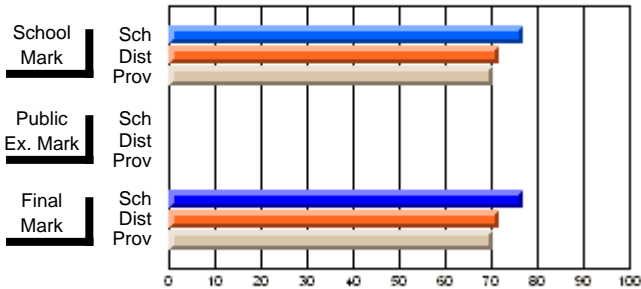
Grades: 10-12

Subject: Art

Course: ART TECHNOLOGIES 1201												
# students in course: 46												
		School Mark	School vs District	School vs Province			Public Exam Mark	School vs District	School vs Province	Final Mark	School vs District	School vs Province
Average Score		76.9								76.9		
School		71.7	P	P						71.7	P	P
District		70.3								70.3		
Province												
Percent of Passes		95.7								95.7		
School		91.5	P	P						91.5	P	P
District		89.7								89.7		
Province												

Average Scores

Percent Passes



* Data from the High School Certification System. The results from supplementary courses are not reflected in these results. All students obtaining a score of 48 or 49 on the final mark, were adjusted to 50 and are reflected in the Final Mark column.

District 4 - Eastern

#249 - Ascension Collegiate, Bay Roberts

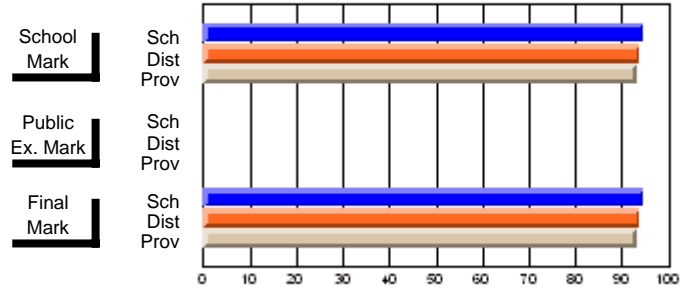
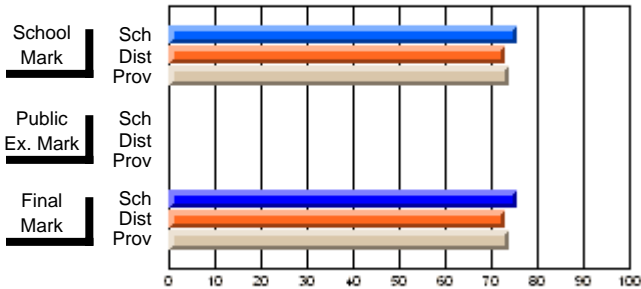
Grades: 10-12

Subject: Art

Course: ART & DESIGN 2200											
# students in course: 19											
	School Mark	School vs District	School vs Province		Public Exam Mark	School vs District	School vs Province		Final Mark	School vs District	School vs Province
Average Score											
School	75.6								75.6		
District	72.8	P	P						72.8	P	P
Province	73.9								73.9		
Percent of Passes											
School	94.7								94.7		
District	93.8	P	P						93.8	P	P
Province	93.2								93.2		

Average Scores

Percent Passes



* Data from the High School Certification System. The results from supplementary courses are not reflected in these results. All students obtaining a score of 48 or 49 on the final mark, were adjusted to 50 and are reflected in the Final Mark column.

District 4 - Eastern

#249 - Ascension Collegiate, Bay Roberts

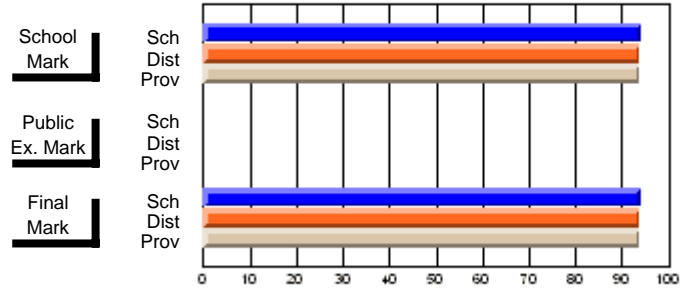
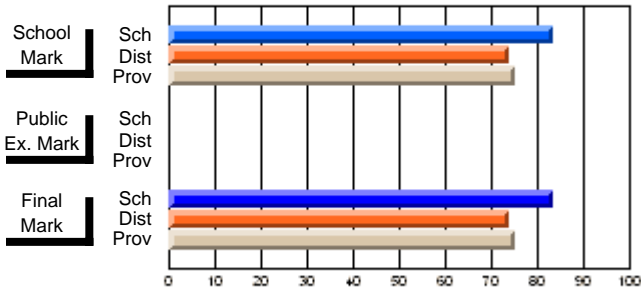
Grades: 10-12

Subject: Art

Course: ART & DESIGN 3200									
# students in course: 17									
	School Mark	School vs District	School vs Province	Public Exam Mark	School vs District	School vs Province	Final Mark	School vs District	School vs Province
Average Score									
School	83.4						83.4		
District	73.7	P	P				73.7	P	P
Province	75.1						75.1		
Percent of Passes									
School	94.1						94.1		
District	93.8	P	P				93.8	P	P
Province	93.8						93.8		

Average Scores

Percent Passes



* Data from the High School Certification System. The results from supplementary courses are not reflected in these results. All students obtaining a score of 48 or 49 on the final mark, were adjusted to 50 and are reflected in the Final Mark column.

District 4 - Eastern

#249 - Ascension Collegiate, Bay Roberts

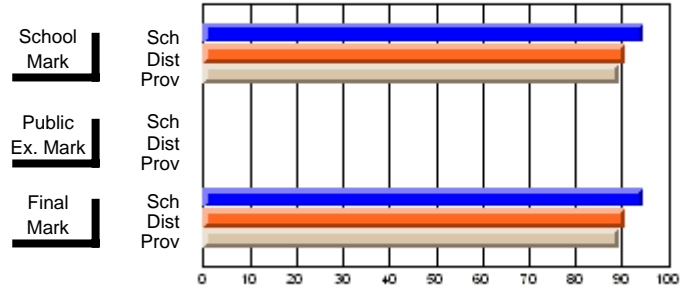
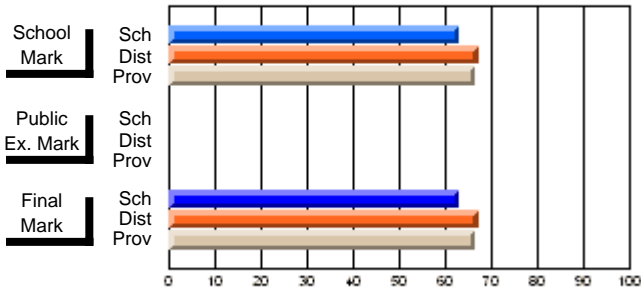
Grades: 10-12

Subject: Enterprise Education

Course: CONSUMER STUDIES 1202														
# students in course: 36														
		School Mark	School vs District	School vs Province			Public Exam Mark	School vs District	School vs Province			Final Mark	School vs District	School vs Province
Average Score														
School		63.1										63.1		
District		67.1	q	q								67.1	q	q
Province		66.6										66.6		
Percent of Passes														
School		94.4										94.4		
District		90.5	p	p								90.5	p	p
Province		89.2										89.2		

Average Scores

Percent Passes



* Data from the High School Certification System. The results from supplementary courses are not reflected in these results. All students obtaining a score of 48 or 49 on the final mark, were adjusted to 50 and are reflected in the Final Mark column.

District 4 - Eastern

#249 - Ascension Collegiate, Bay Roberts

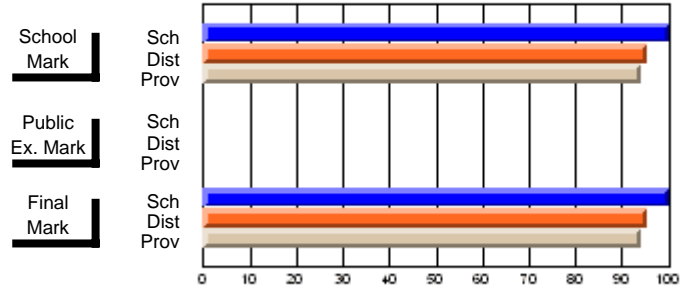
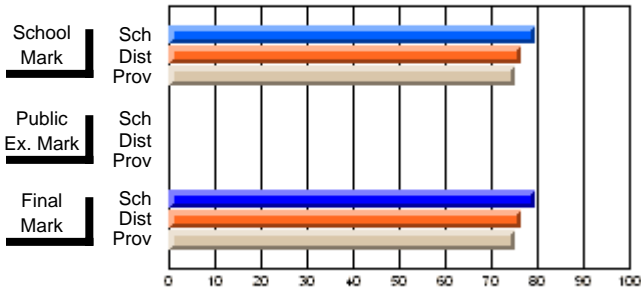
Grades: 10-12

Subject: Enterprise Education

Course: ENTERPRISE 3205									
# students in course: 139									
	School Mark	School vs District	School vs Province	Public Exam Mark	School vs District	School vs Province	Final Mark	School vs District	School vs Province
Average Score									
School	79.4						79.4		
District	76.3	P	P				76.3	P	P
Province	75.3						75.3		
Percent of Passes									
School	100.0						100.0		
District	95.2	P	P				95.2	P	P
Province	94.2						94.2		

Average Scores

Percent Passes



* Data from the High School Certification System. The results from supplementary courses are not reflected in these results. All students obtaining a score of 48 or 49 on the final mark, were adjusted to 50 and are reflected in the Final Mark column.

District 4 - Eastern

#249 - Ascension Collegiate, Bay Roberts

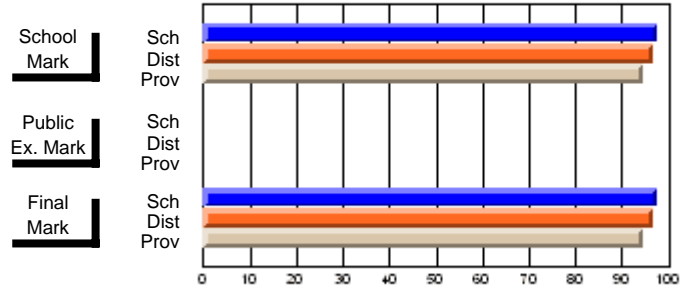
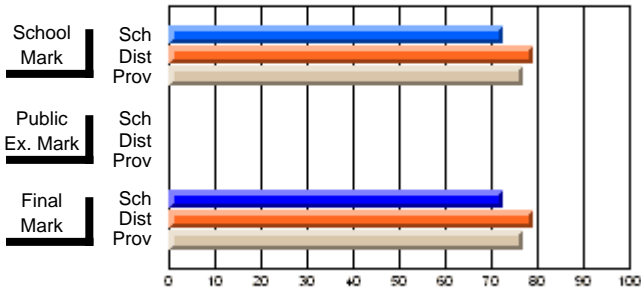
Grades: 10-12

Subject: Family Studies

Course: FOODS 1100											
# students in course: 40											
		School Mark	School vs District	School vs Province	Public Exam Mark		School vs District	School vs Province	Final Mark	School vs District	School vs Province
Average Score		72.7							72.7		
School		79.2	q	q					79.2	q	q
District		77.1							77.1		
Province											
Percent of Passes		97.5							97.5		
School		96.6	p	p					96.6	p	p
District		94.6							94.6		
Province											

Average Scores

Percent Passes



* Data from the High School Certification System. The results from supplementary courses are not reflected in these results. All students obtaining a score of 48 or 49 on the final mark, were adjusted to 50 and are reflected in the Final Mark column.

District 4 - Eastern

#249 - Ascension Collegiate, Bay Roberts

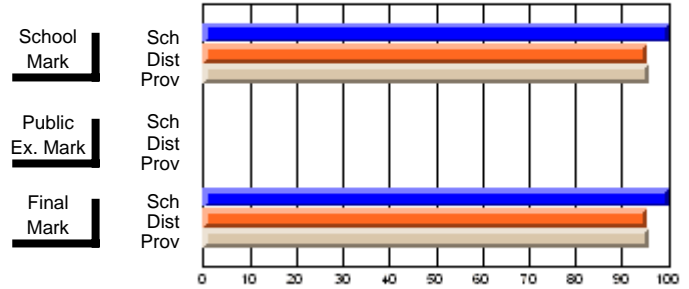
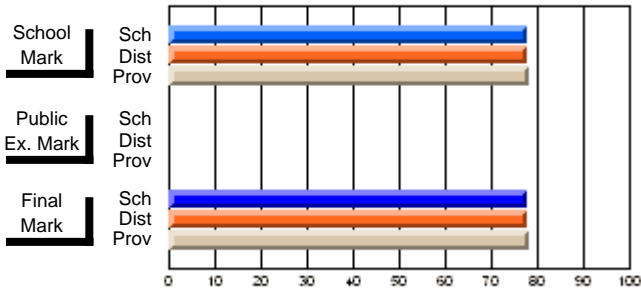
Grades: 10-12

Subject: Family Studies

Course: CLOTHING 1101											
# students in course: 36											
	School Mark	School vs District	School vs Province		Public Exam Mark	School vs District	School vs Province		Final Mark	School vs District	School vs Province
Average Score											
School	77.7								77.7		
District	77.7	q	q						77.7	q	q
Province	78.3								78.3		
Percent of Passes											
School	100.0								100.0		
District	95.4	p	p						95.4	p	p
Province	95.9								95.9		

Average Scores

Percent Passes



* Data from the High School Certification System. The results from supplementary courses are not reflected in these results. All students obtaining a score of 48 or 49 on the final mark, were adjusted to 50 and are reflected in the Final Mark column.

District 4 - Eastern

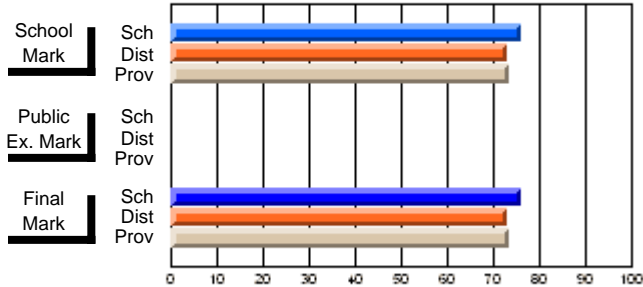
#249 - Ascension Collegiate, Bay Roberts

Grades: 10-12

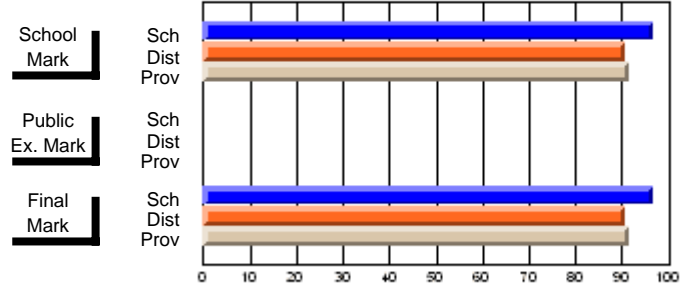
Subject: Family Studies

Course: HUMAN DYNAMICS 2201									
# students in course: 59									
	School Mark	School vs District	School vs Province	Public Exam Mark	School vs District	School vs Province	Final Mark	School vs District	School vs Province
Average Score									
School	76.0						76.0		
District	73.1	P	P				73.1	P	P
Province	73.3						73.3		
Percent of Passes									
School	96.6						96.6		
District	90.5	P	P				90.5	P	P
Province	91.6						91.6		

Average Scores



Percent Passes



* Data from the High School Certification System. The results from supplementary courses are not reflected in these results. All students obtaining a score of 48 or 49 on the final mark, were adjusted to 50 and are reflected in the Final Mark column.

District 4 - Eastern

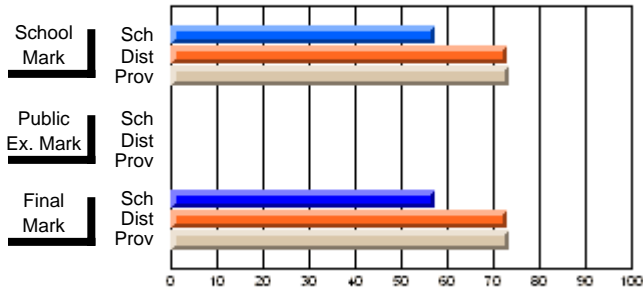
#249 - Ascension Collegiate, Bay Roberts

Grades: 10-12

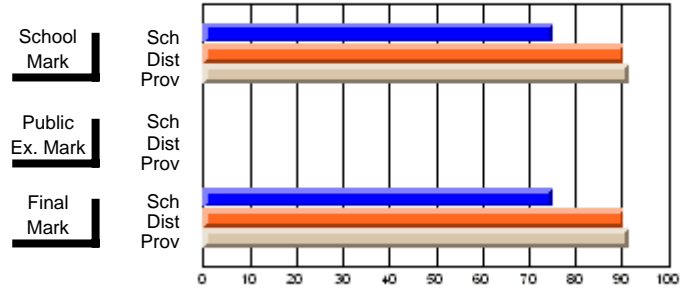
Subject: Family Studies

Course: NUTRITION 3100											
# students in course: 60											
	School Mark	School vs District	School vs Province		Public Exam Mark	School vs District	School vs Province		Final Mark	School vs District	School vs Province
Average Score											
School	57.5								57.5		
District	72.9	q	q						72.9	q	q
Province	73.3								73.3		
Percent of Passes											
School	75.0								75.0		
District	90.4	q	q						90.4	q	q
Province	91.4								91.4		

Average Scores



Percent Passes



* Data from the High School Certification System. The results from supplementary courses are not reflected in these results. All students obtaining a score of 48 or 49 on the final mark, were adjusted to 50 and are reflected in the Final Mark column.

District 4 - Eastern

#249 - Ascension Collegiate, Bay Roberts

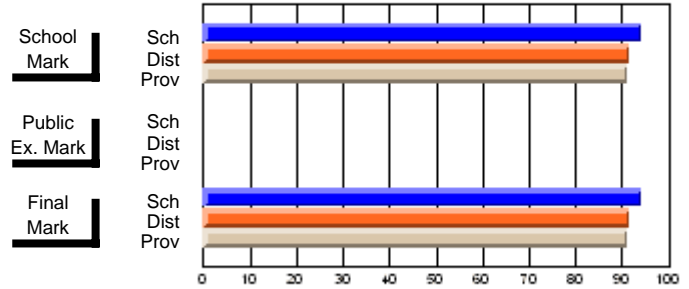
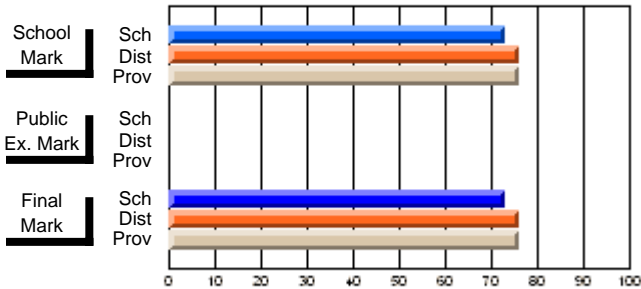
Grades: 10-12

Subject: Family Studies

Course: TEXTILES 3101											
# students in course: 35											
		School Mark	School vs District	School vs Province	Public Exam Mark		School vs District	School vs Province	Final Mark	School vs District	School vs Province
Average Score		72.9							72.9		
School		72.9							72.9		
District		76.0	q	q					76.0	q	q
Province		76.1							76.1		
Percent of Passes		94.3							94.3		
School		94.3							94.3		
District		91.7	p	p					91.7	p	p
Province		91.3							91.3		

Average Scores

Percent Passes



* Data from the High School Certification System. The results from supplementary courses are not reflected in these results. All students obtaining a score of 48 or 49 on the final mark, were adjusted to 50 and are reflected in the Final Mark column.

District 4 - Eastern

#249 - Ascension Collegiate, Bay Roberts

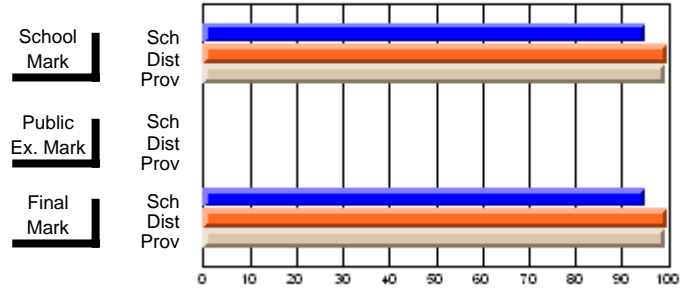
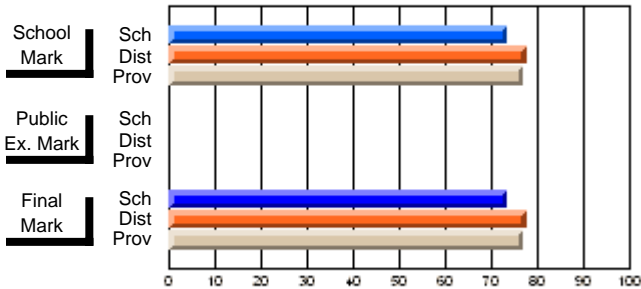
Grades: 10-12

Subject: French

Course: FRANCAIS (FI) 1202											
# students in course: 20											
		School Mark	School vs District	School vs Province	Public Exam Mark		School vs District	School vs Province	Final Mark	School vs District	School vs Province
Average Score		73.6							73.6		
School		77.5	q	q					77.5	q	q
District		77.1							77.1		
Province											
Percent of Passes		95.0							95.0		
School		99.6	q	q					99.6	q	q
District		99.1							99.1		
Province											

Average Scores

Percent Passes



* Data from the High School Certification System. The results from supplementary courses are not reflected in these results. All students obtaining a score of 48 or 49 on the final mark, were adjusted to 50 and are reflected in the Final Mark column.

District 4 - Eastern

#249 - Ascension Collegiate, Bay Roberts

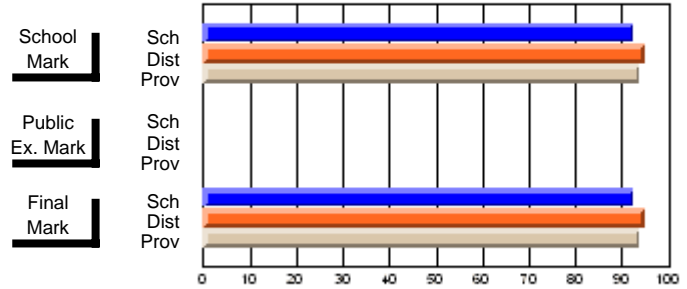
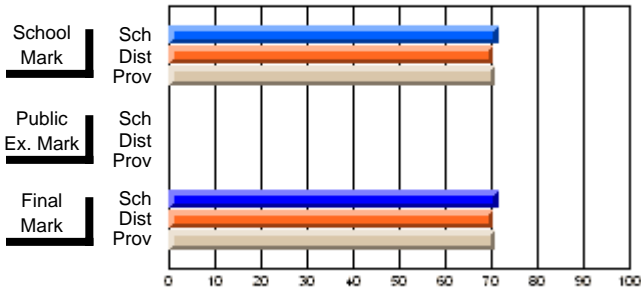
Grades: 10-12

Subject: French

Course: FRENCH 2200											
# students in course: 81											
		School Mark	School vs District	School vs Province	Public Exam Mark		School vs District	School vs Province	Final Mark	School vs District	School vs Province
Average Score		71.5							71.5		
School		70.5	P	P					70.5	P	P
District		70.7							70.7		
Province											
Percent of Passes		92.6							92.6		
School		95.0	q	q					95.0	q	q
District		93.9							93.9		
Province											

Average Scores

Percent Passes



* Data from the High School Certification System. The results from supplementary courses are not reflected in these results. All students obtaining a score of 48 or 49 on the final mark, were adjusted to 50 and are reflected in the Final Mark column.

District 4 - Eastern

#249 - Ascension Collegiate, Bay Roberts

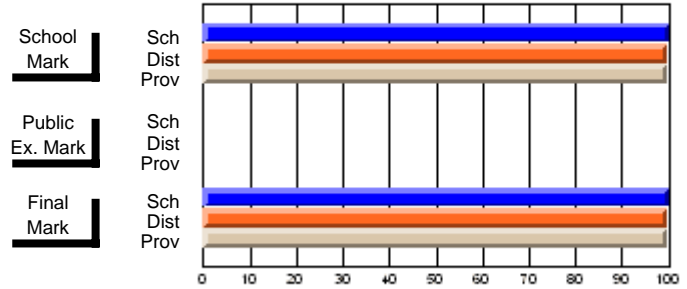
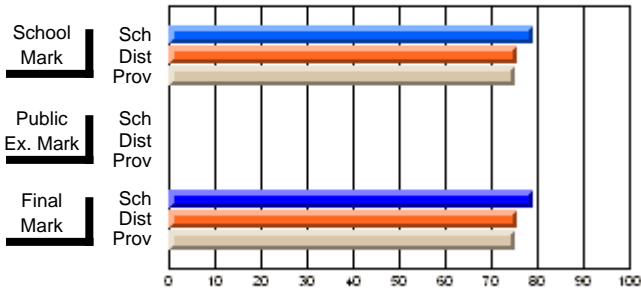
Grades: 10-12

Subject: French

Course: FRANCAIS (FI) 2202									
# students in course: 16									
	School Mark	School vs District	School vs Province	Public Exam Mark	School vs District	School vs Province	Final Mark	School vs District	School vs Province
Average Score									
School	78.9						78.9		
District	75.4	P	P				75.4	P	P
Province	75.0						75.0		
Percent of Passes									
School	100.0						100.0		
District	99.8	P	P				99.8	P	P
Province	99.6						99.6		

Average Scores

Percent Passes



* Data from the High School Certification System. The results from supplementary courses are not reflected in these results. All students obtaining a score of 48 or 49 on the final mark, were adjusted to 50 and are reflected in the Final Mark column.

District 4 - Eastern

#249 - Ascension Collegiate, Bay Roberts

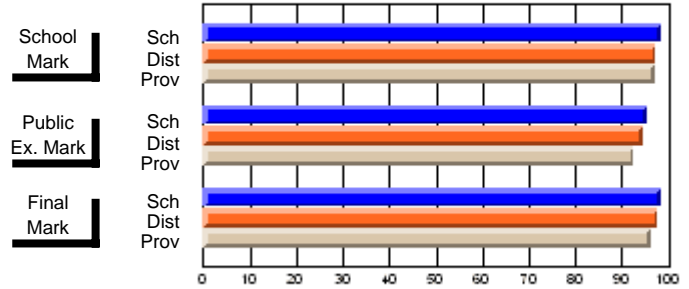
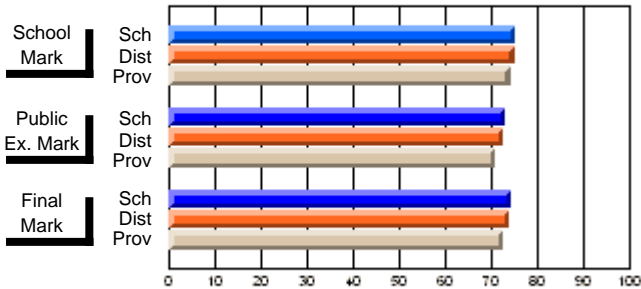
Grades: 10-12

Subject: French

Course: FRENCH 3200											
# students in course: 64											
	School Mark	School vs District	School vs Province		Public Exam Mark	School vs District	School vs Province		Final Mark	School vs District	School vs Province
Average Score											
School	75.2				72.9				74.3		
District	74.9	P	P		72.4	P	P		73.8	P	P
Province	74.1				70.8				72.4		
Percent of Passes											
School	98.4				95.3				98.4		
District	97.3	P	P		94.5	P	P		97.7	P	P
Province	97.2				92.6				96.2		

Average Scores

Percent Passes



* Data from the High School Certification System. The results from supplementary courses are not reflected in these results. All students obtaining a score of 48 or 49 on the final mark, were adjusted to 50 and are reflected in the Final Mark column.

District 4 - Eastern

#249 - Ascension Collegiate, Bay Roberts

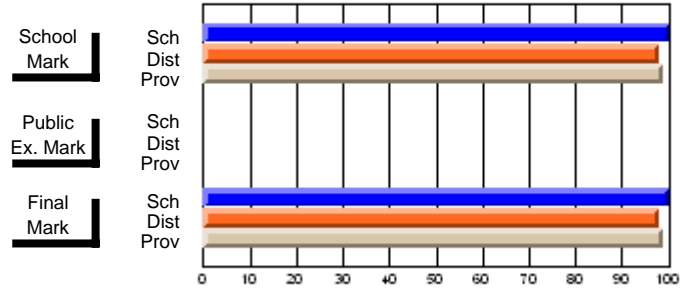
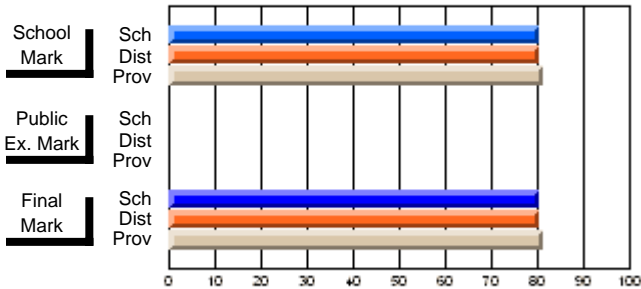
Grades: 10-12

Subject: French

Course: FRENCH 3201											
# students in course: 7											
	School Mark	School vs District	School vs Province		Public Exam Mark	School vs District	School vs Province		Final Mark	School vs District	School vs Province
Average Score											
School	80.4								80.4		
District	80.3	P	Q						80.3	P	Q
Province	81.3								81.3		
Percent of Passes											
School	100.0								100.0		
District	97.9	P	P						97.9	P	P
Province	98.8								98.8		

Average Scores

Percent Passes



* Data from the High School Certification System. The results from supplementary courses are not reflected in these results. All students obtaining a score of 48 or 49 on the final mark, were adjusted to 50 and are reflected in the Final Mark column.

District 4 - Eastern

#249 - Ascension Collegiate, Bay Roberts

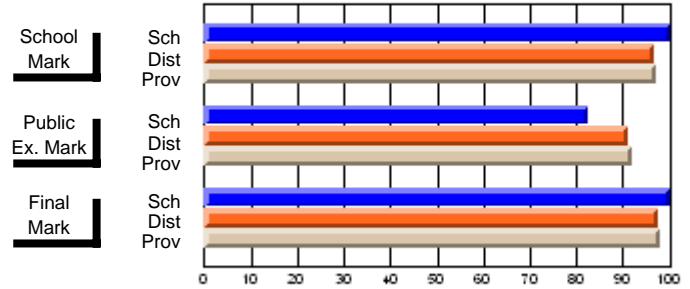
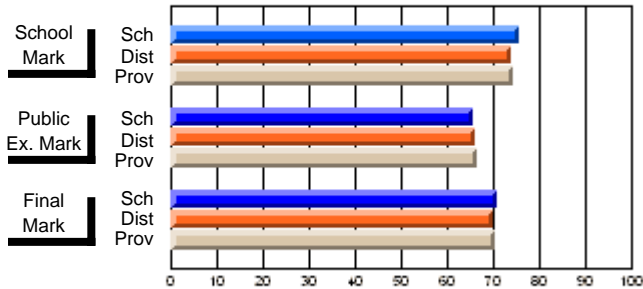
Grades: 10-12

Subject: French

Course: FRANCAIS (FI) 3202									
# students in course: 17									
	School Mark	School vs District	School vs Province	Public Exam Mark	School vs District	School vs Province	Final Mark	School vs District	School vs Province
Average Score									
School	75.8			65.6			71.0		
District	73.9	P	P	66.0	q	q	70.0	P	P
Province	74.3			66.6			70.5		
Percent of Passes									
School	100.0			82.4			100.0		
District	96.7	P	P	91.1	q	q	97.6	P	P
Province	97.1			91.9			98.0		

Average Scores

Percent Passes



* Data from the High School Certification System. The results from supplementary courses are not reflected in these results. All students obtaining a score of 48 or 49 on the final mark, were adjusted to 50 and are reflected in the Final Mark column.

District 4 - Eastern

#249 - Ascension Collegiate, Bay Roberts

Grades: 10-12

Subject: Health

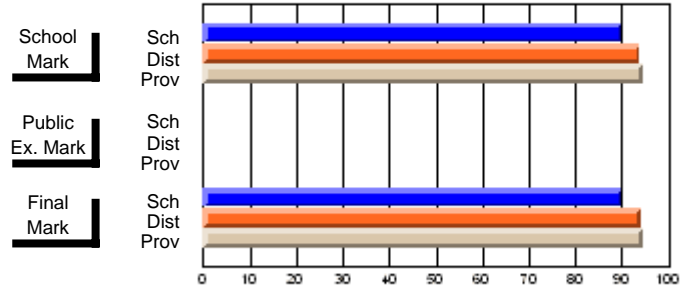
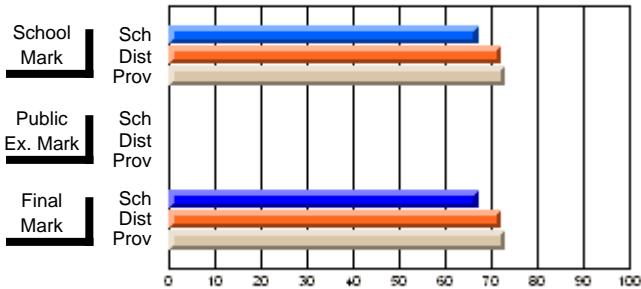
Course: WORK PLACE SAFETY 3220

students in course: 50

	School Mark	School vs District	School vs Province	Public Exam Mark	School vs District	School vs Province	Final Mark	School vs District	School vs Province
Average Score									
School	67.1						67.1		
District	72.2	q	q				72.2	q	q
Province	73.0						73.0		
Percent of Passes									
School	90.0						90.0		
District	93.8	q	q				94.0	q	q
Province	94.6						94.6		

Average Scores

Percent Passes



* Data from the High School Certification System. The results from supplementary courses are not reflected in these results. All students obtaining a score of 48 or 49 on the final mark, were adjusted to 50 and are reflected in the Final Mark column.

District 4 - Eastern

#249 - Ascension Collegiate, Bay Roberts

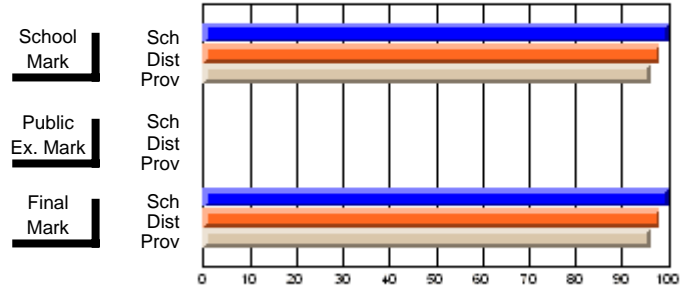
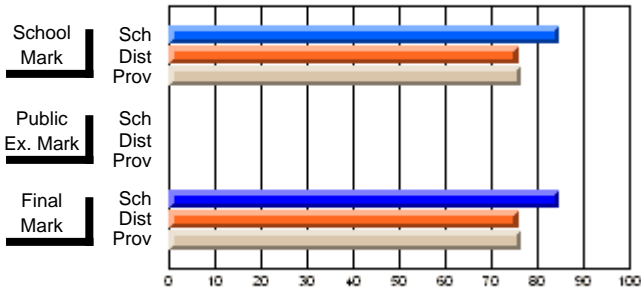
Grades: 10-12

Subject: Technology Education

Course: WOODWORKING 1107									
# students in course: 41									
	School Mark	School vs District	School vs Province	Public Exam Mark	School vs District	School vs Province	Final Mark	School vs District	School vs Province
Average Score	84.9						84.9		
School	84.9						84.9		
District	75.8	P	P				75.8	P	P
Province	76.6						76.6		
Percent of Passes	100.0						100.0		
School	100.0						100.0		
District	98.2	P	P				98.2	P	P
Province	96.2						96.2		

Average Scores

Percent Passes



* Data from the High School Certification System. The results from supplementary courses are not reflected in these results. All students obtaining a score of 48 or 49 on the final mark, were adjusted to 50 and are reflected in the Final Mark column.

District 4 - Eastern

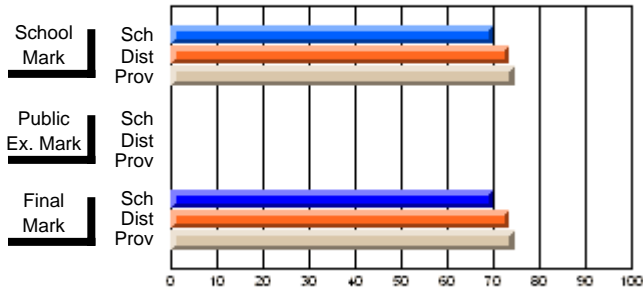
#249 - Ascension Collegiate, Bay Roberts

Grades: 10-12

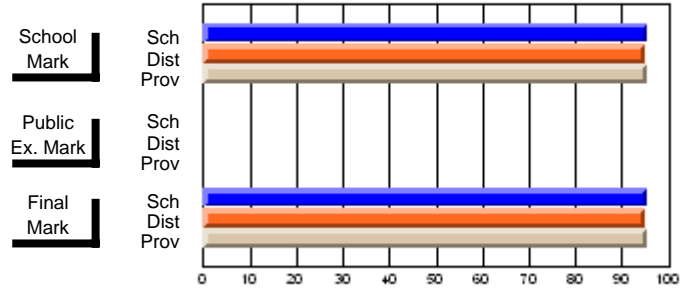
Subject: Technology Education

Course: DESIGN TECHNOLOGY 1109											
# students in course: 22											
	School Mark	School vs District	School vs Province		Public Exam Mark	School vs District	School vs Province		Final Mark	School vs District	School vs Province
Average Score											
School	70.0								70.0		
District	73.4	q	q						73.4	q	q
Province	74.5								74.5		
Percent of Passes											
School	95.5								95.5		
District	95.0	p	p						95.0	p	p
Province	95.3								95.3		

Average Scores



Percent Passes



* Data from the High School Certification System. The results from supplementary courses are not reflected in these results. All students obtaining a score of 48 or 49 on the final mark, were adjusted to 50 and are reflected in the Final Mark column.

District 4 - Eastern

#249 - Ascension Collegiate, Bay Roberts

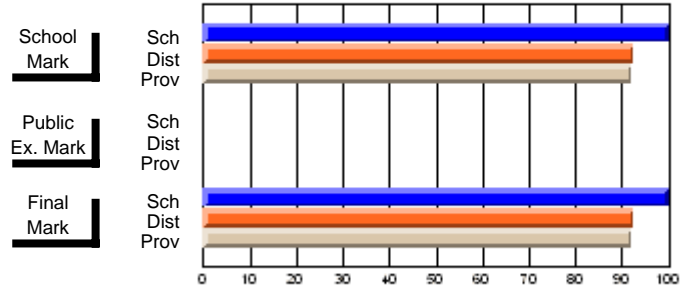
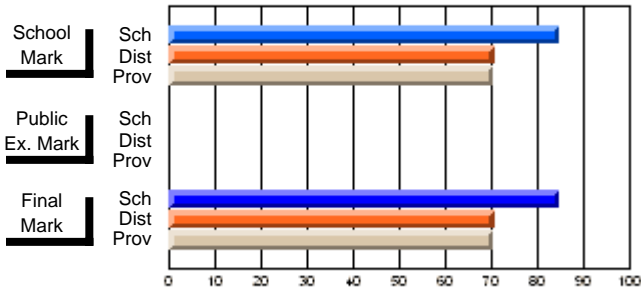
Grades: 10-12

Subject: Technology Education

Course: SKILLED TRADES 1211														
# students in course: 24														
		School Mark	School vs District	School vs Province			Public Exam Mark	School vs District	School vs Province			Final Mark	School vs District	School vs Province
Average Score		84.8										84.8		
School		70.6	P	P								70.6	P	P
District		70.3										70.3		
Province														
Percent of Passes		100.0										100.0		
School		92.6	P	P								92.6	P	P
District		92.1										92.1		
Province														

Average Scores

Percent Passes



* Data from the High School Certification System. The results from supplementary courses are not reflected in these results. All students obtaining a score of 48 or 49 on the final mark, were adjusted to 50 and are reflected in the Final Mark column.

District 4 - Eastern

#249 - Ascension Collegiate, Bay Roberts

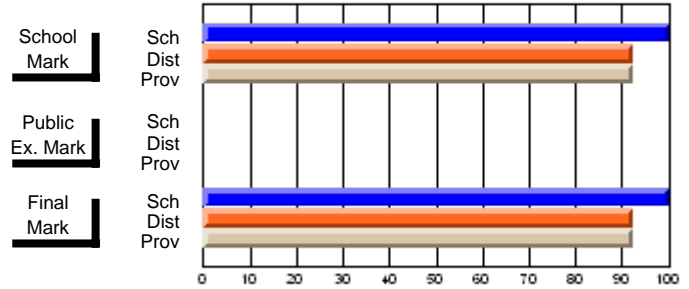
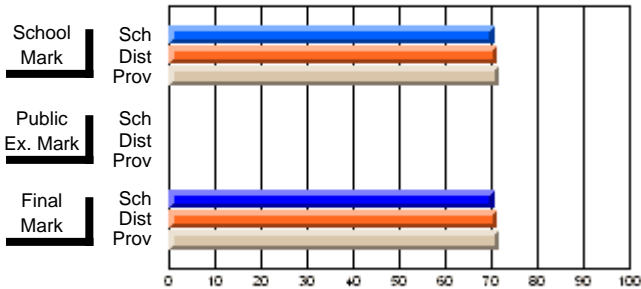
Grades: 10-12

Subject: Technology Education

Course: DESIGN AND FABRICATION 1212									
# students in course: 21	School Mark	School vs District	School vs Province	Public Exam Mark	School vs District	School vs Province	Final Mark	School vs District	School vs Province
Average Score									
School	70.6						70.6		
District	71.4	q	q				71.4	q	q
Province	71.6						71.6		
Percent of Passes									
School	100.0						100.0		
District	92.2	p	p				92.2	p	p
Province	92.3						92.3		

Average Scores

Percent Passes



* Data from the High School Certification System. The results from supplementary courses are not reflected in these results. All students obtaining a score of 48 or 49 on the final mark, were adjusted to 50 and are reflected in the Final Mark column.

District 4 - Eastern

#249 - Ascension Collegiate, Bay Roberts

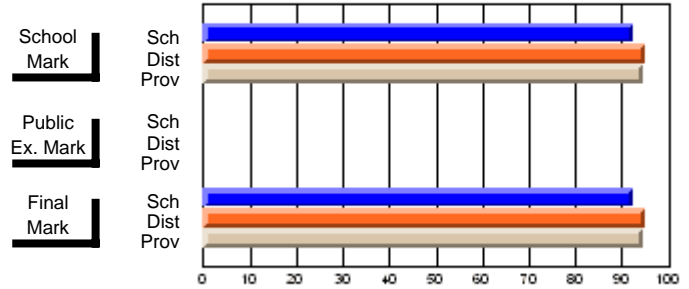
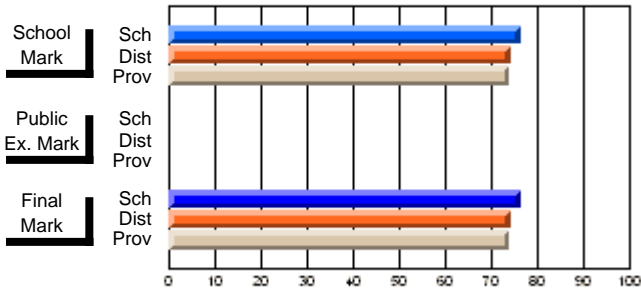
Grades: 10-12

Subject: Technology Education

Course: POWER MECHANICS 2103														
# students in course: 52														
		School Mark	School vs District	School vs Province			Public Exam Mark	School vs District	School vs Province			Final Mark	School vs District	School vs Province
Average Score														
School		76.3										76.3		
District		74.1	P	P								74.1	P	P
Province		73.8										73.8		
Percent of Passes														
School		92.3										92.3		
District		94.9	q	q								94.9	q	q
Province		94.4										94.6		

Average Scores

Percent Passes



* Data from the High School Certification System. The results from supplementary courses are not reflected in these results. All students obtaining a score of 48 or 49 on the final mark, were adjusted to 50 and are reflected in the Final Mark column.

District 4 - Eastern

#249 - Ascension Collegiate, Bay Roberts

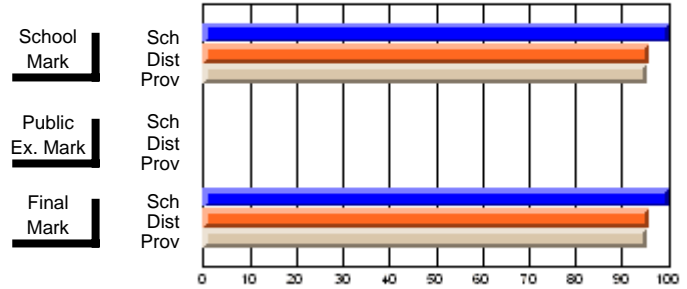
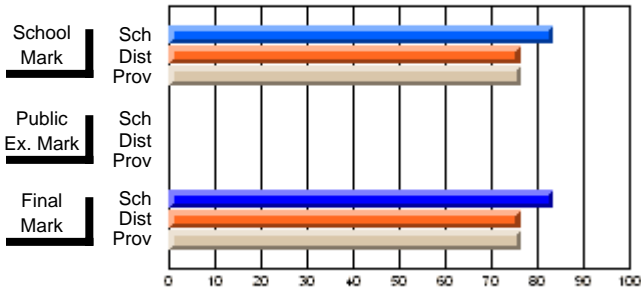
Grades: 10-12

Subject: Technology Education

Course: WOODWORKING 2107									
# students in course: 41									
	School Mark	School vs District	School vs Province	Public Exam Mark	School vs District	School vs Province	Final Mark	School vs District	School vs Province
Average Score	83.5						83.5		
School	76.3	P	P				76.3	P	P
District	76.5						76.5		
Province									
Percent of Passes	100.0						100.0		
School	95.9	P	P				95.9	P	P
District	95.2						95.2		
Province									

Average Scores

Percent Passes



* Data from the High School Certification System. The results from supplementary courses are not reflected in these results. All students obtaining a score of 48 or 49 on the final mark, were adjusted to 50 and are reflected in the Final Mark column.

District 4 - Eastern

#249 - Ascension Collegiate, Bay Roberts

Grades: 10-12

Subject: Technology Education

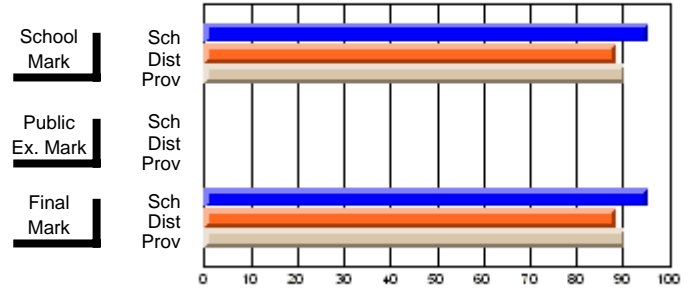
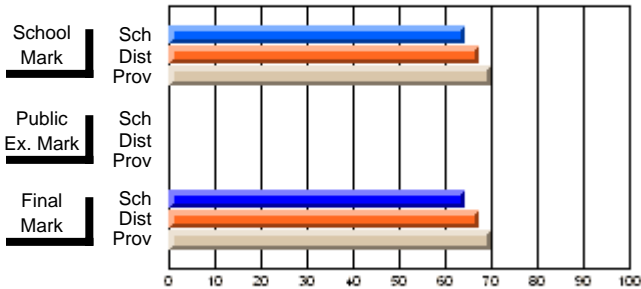
Course: DESIGN TECHNOLOGY 2109

students in course: 21

	School Mark	School vs District	School vs Province	Public Exam Mark	School vs District	School vs Province	Final Mark	School vs District	School vs Province
Average Score									
School	64.3						64.3		
District	67.4	q	q				67.4	q	q
Province	70.1						70.1		
Percent of Passes									
School	95.2						95.2		
District	88.6	p	p				88.6	p	p
Province	90.4						90.4		

Average Scores

Percent Passes



* Data from the High School Certification System. The results from supplementary courses are not reflected in these results. All students obtaining a score of 48 or 49 on the final mark, were adjusted to 50 and are reflected in the Final Mark column.

District 4 - Eastern

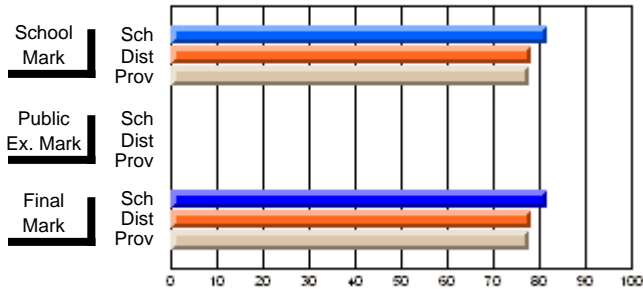
#249 - Ascension Collegiate, Bay Roberts

Grades: 10-12

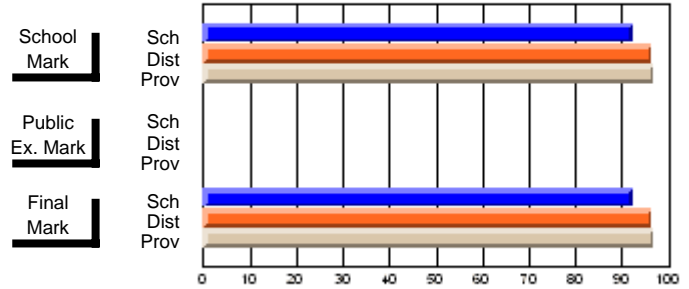
Subject: Technology Education

Course: HOME MAINTENANCE 3108														
# students in course: 52														
		School Mark	School vs District	School vs Province			Public Exam Mark	School vs District	School vs Province			Final Mark	School vs District	School vs Province
Average Score														
School		81.5										81.5		
District		78.2	P	P								78.2	P	P
Province		78.0										78.0		
Percent of Passes														
School		92.3										92.3		
District		96.4	q	q								96.4	q	q
Province		96.9										96.9		

Average Scores



Percent Passes



* Data from the High School Certification System. The results from supplementary courses are not reflected in these results. All students obtaining a score of 48 or 49 on the final mark, were adjusted to 50 and are reflected in the Final Mark column.

District 4 - Eastern

#249 - Ascension Collegiate, Bay Roberts

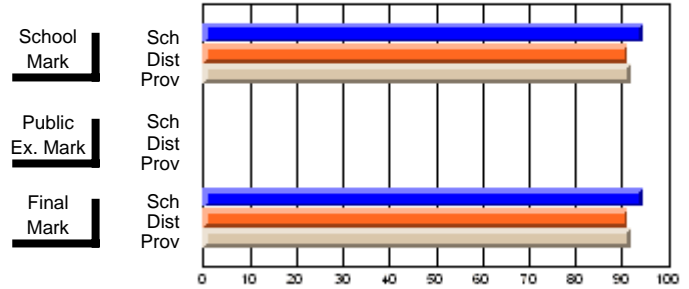
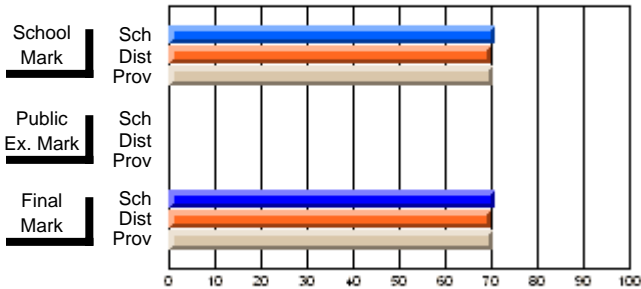
Grades: 10-12

Subject: Technology Education

Course: COMPUTER TECHNOLOGY 3200											
# students in course: 18											
	School Mark	School vs District	School vs Province		Public Exam Mark	School vs District	School vs Province		Final Mark	School vs District	School vs Province
Average Score											
School	70.7								70.7		
District	69.9	P	P						69.9	P	P
Province	70.4								70.4		
Percent of Passes											
School	94.4								94.4		
District	91.3	P	P						91.3	P	P
Province	91.8								91.8		

Average Scores

Percent Passes



* Data from the High School Certification System. The results from supplementary courses are not reflected in these results. All students obtaining a score of 48 or 49 on the final mark, were adjusted to 50 and are reflected in the Final Mark column.

District 4 - Eastern

#249 - Ascension Collegiate, Bay Roberts

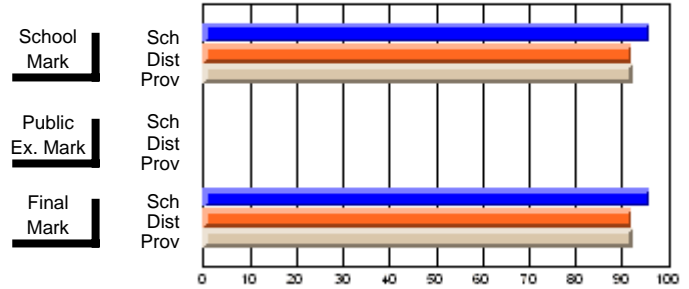
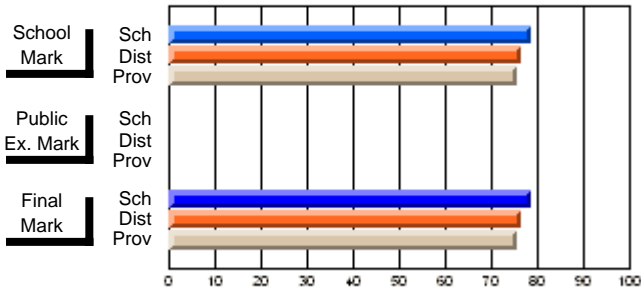
Grades: 10-12

Subject: Technology Education

Course: ROBOTICS 3221									
# students in course: 25									
	School Mark	School vs District	School vs Province	Public Exam Mark	School vs District	School vs Province	Final Mark	School vs District	School vs Province
Average Score									
School	78.5						78.5		
District	76.5	P	P				76.5	P	P
Province	75.5						75.5		
Percent of Passes									
School	96.0						96.0		
District	92.1	P	P				92.1	P	P
Province	92.3						92.3		

Average Scores

Percent Passes



* Data from the High School Certification System. The results from supplementary courses are not reflected in these results. All students obtaining a score of 48 or 49 on the final mark, were adjusted to 50 and are reflected in the Final Mark column.

District 4 - Eastern

#249 - Ascension Collegiate, Bay Roberts

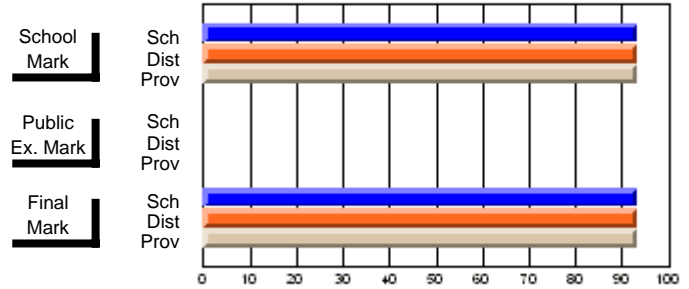
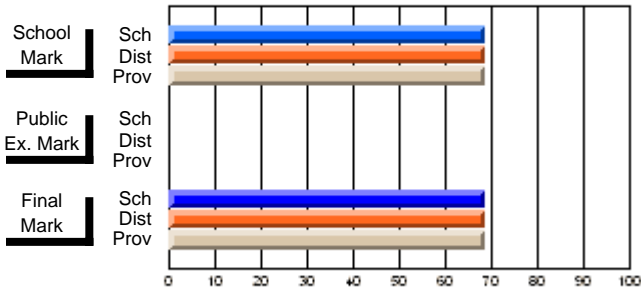
Grades: 10-12

Subject: Technology Education

Course: CISCO NETWORK SYSTEMS 3222									
# students in course: 15									
	School Mark	School vs District	School vs Province	Public Exam Mark	School vs District	School vs Province	Final Mark	School vs District	School vs Province
Average Score									
School	68.7						68.7		
District	68.7	P	P				68.7	P	P
Province	68.7						68.7		
Percent of Passes									
School	93.3						93.3		
District	93.3	P	P				93.3	P	P
Province	93.3						93.3		

Average Scores

Percent Passes



* Data from the High School Certification System. The results from supplementary courses are not reflected in these results. All students obtaining a score of 48 or 49 on the final mark, were adjusted to 50 and are reflected in the Final Mark column.

District 4 - Eastern

#249 - Ascension Collegiate, Bay Roberts

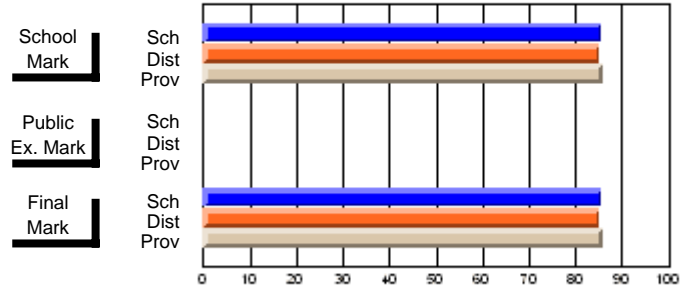
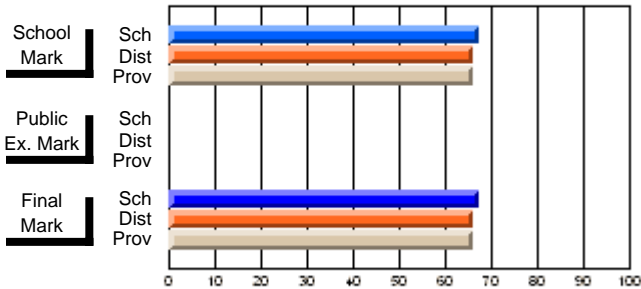
Grades: 10-12

Subject: Mathematics

Course: MATHEMATICS 1204											
# students in course: 154											
	School Mark	School vs District	School vs Province		Public Exam Mark	School vs District	School vs Province		Final Mark	School vs District	School vs Province
Average Score											
School	67.4								67.4		
District	66.1	P	P						66.1	P	P
Province	66.1								66.1		
Percent of Passes											
School	85.7								85.7		
District	85.2	P	Q						85.2	P	Q
Province	85.8								85.8		

Average Scores

Percent Passes



* Data from the High School Certification System. The results from supplementary courses are not reflected in these results. All students obtaining a score of 48 or 49 on the final mark, were adjusted to 50 and are reflected in the Final Mark column.

District 4 - Eastern

#249 - Ascension Collegiate, Bay Roberts

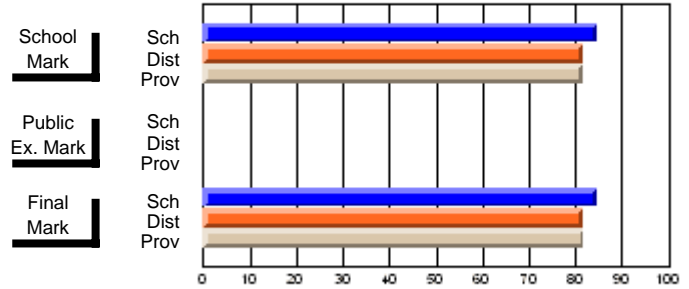
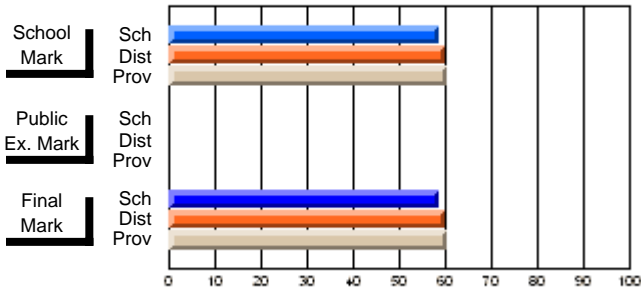
Grades: 10-12

Subject: Mathematics

Course: MATHEMATICS 1206														
# students in course: 39														
		School Mark	School vs District	School vs Province			Public Exam Mark	School vs District	School vs Province			Final Mark	School vs District	School vs Province
Average Score		58.6										58.6		
School		60.1	q	q								60.1	q	q
District		60.3										60.3		
Province														
Percent of Passes		84.6										84.6		
School		81.5	p	p								81.6	p	p
District		81.7										81.8		
Province														

Average Scores

Percent Passes



* Data from the High School Certification System. The results from supplementary courses are not reflected in these results. All students obtaining a score of 48 or 49 on the final mark, were adjusted to 50 and are reflected in the Final Mark column.

District 4 - Eastern

#249 - Ascension Collegiate, Bay Roberts

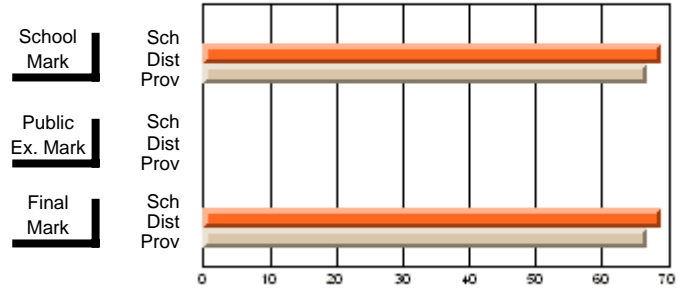
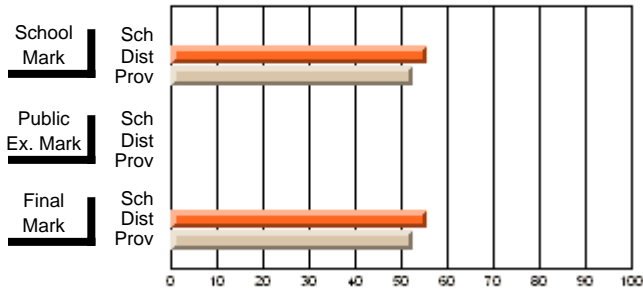
Grades: 10-12

Subject: Mathematics

Course: MATHEMATICS (M) 1266			School data has 5 or fewer students. Data withheld for reasons of confidentiality.						
# students in course: 4	School Mark	School vs District	School vs Province	Public Exam Mark	School vs District	School vs Province	Final Mark	School vs District	School vs Province
Average Score									
School									
District	55.8	P	P				55.8	P	P
Province	52.4						52.4		
Percent of Passes									
School									
District	68.8	P	P				68.8	P	P
Province	66.7						66.7		

Average Scores

Percent Passes



* Data from the High School Certification System. The results from supplementary courses are not reflected in these results. All students obtaining a score of 48 or 49 on the final mark, were adjusted to 50 and are reflected in the Final Mark column.

District 4 - Eastern

#249 - Ascension Collegiate, Bay Roberts

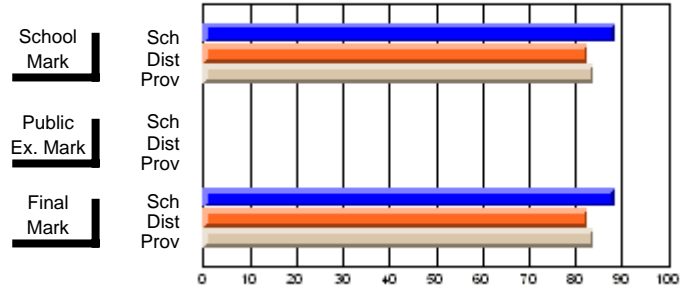
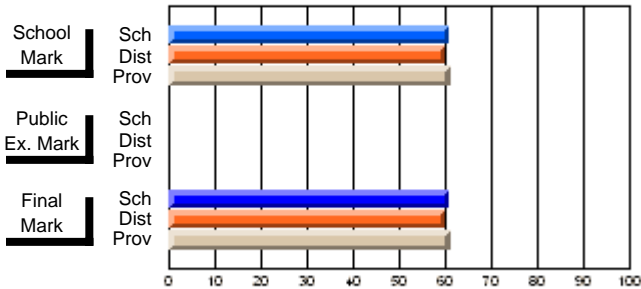
Grades: 10-12

Subject: Mathematics

Course: MATHEMATICS 2204											
# students in course: 122											
	School Mark	School vs District	School vs Province		Public Exam Mark	School vs District	School vs Province		Final Mark	School vs District	School vs Province
Average Score											
School	60.8								60.8		
District	60.1	P	Q						60.1	P	Q
Province	61.0								61.0		
Percent of Passes											
School	88.5								88.5		
District	82.6	P	P						82.6	P	P
Province	83.9								84.0		

Average Scores

Percent Passes



* Data from the High School Certification System. The results from supplementary courses are not reflected in these results. All students obtaining a score of 48 or 49 on the final mark, were adjusted to 50 and are reflected in the Final Mark column.

District 4 - Eastern

#249 - Ascension Collegiate, Bay Roberts

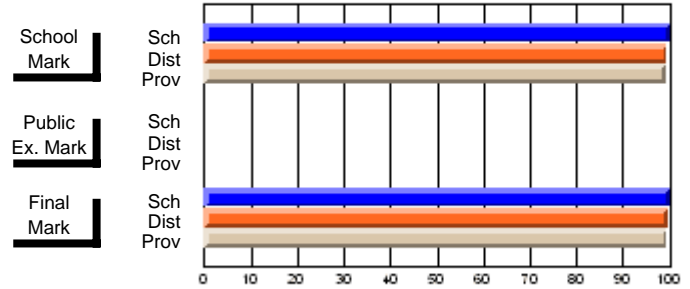
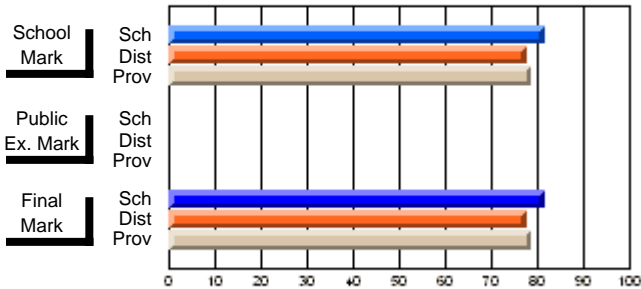
Grades: 10-12

Subject: Mathematics

Course: MATHEMATICS 2205											
# students in course: 66											
	School Mark	School vs District	School vs Province		Public Exam Mark	School vs District	School vs Province		Final Mark	School vs District	School vs Province
Average Score											
School	81.5								81.5		
District	77.5	P	P						77.5	P	P
Province	78.6								78.6		
Percent of Passes											
School	100.0								100.0		
District	99.4	P	P						99.5	P	P
Province	99.3								99.4		

Average Scores

Percent Passes



* Data from the High School Certification System. The results from supplementary courses are not reflected in these results. All students obtaining a score of 48 or 49 on the final mark, were adjusted to 50 and are reflected in the Final Mark column.

District 4 - Eastern

#249 - Ascension Collegiate, Bay Roberts

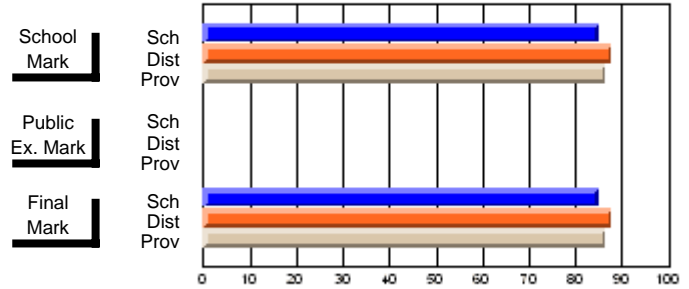
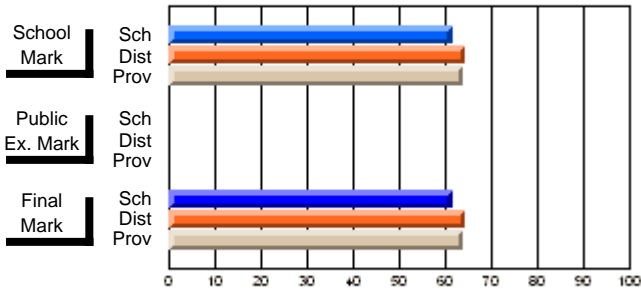
Grades: 10-12

Subject: Mathematics

Course: MATHEMATICS 2206														
# students in course: 53														
		School Mark	School vs District	School vs Province			Public Exam Mark	School vs District	School vs Province			Final Mark	School vs District	School vs Province
Average Score														
School		61.5										61.5		
District		64.5	q	q								64.5	q	q
Province		63.8										63.8		
Percent of Passes														
School		84.9										84.9		
District		87.8	q	q								87.8	q	q
Province		86.5										86.5		

Average Scores

Percent Passes



* Data from the High School Certification System. The results from supplementary courses are not reflected in these results. All students obtaining a score of 48 or 49 on the final mark, were adjusted to 50 and are reflected in the Final Mark column.

District 4 - Eastern

#249 - Ascension Collegiate, Bay Roberts

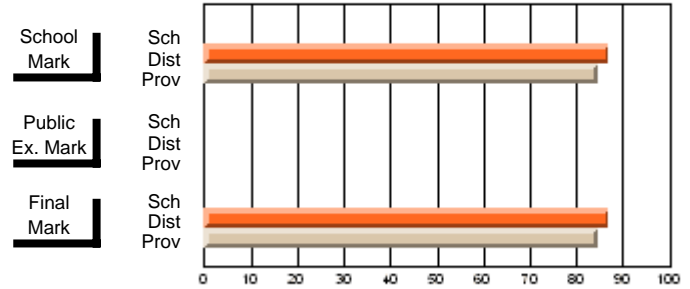
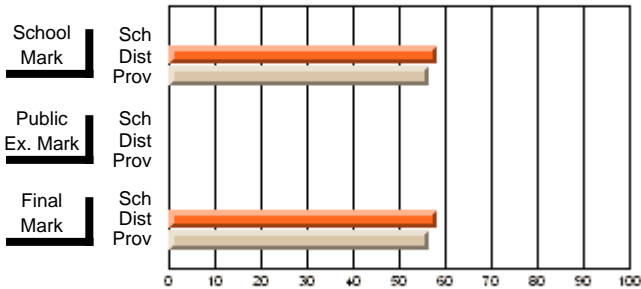
Grades: 10-12

Subject: Mathematics

Course: MATHEMATICS(M) 2266				School data has 5 or fewer students. Data withheld for reasons of confidentiality.					
# students in course: 5				Public Exam Mark			Final Mark		
	School Mark	School vs District	School vs Province	School vs District	School vs Province		School vs District	School vs Province	
Average Score									
School									
District	58.2	P	P			58.2	P	P	
Province	56.6					56.6			
Percent of Passes									
School									
District	87.0	P	P			87.0	P	P	
Province	84.5					84.5			

Average Scores

Percent Passes



* Data from the High School Certification System. The results from supplementary courses are not reflected in these results. All students obtaining a score of 48 or 49 on the final mark, were adjusted to 50 and are reflected in the Final Mark column.

District 4 - Eastern

#249 - Ascension Collegiate, Bay Roberts

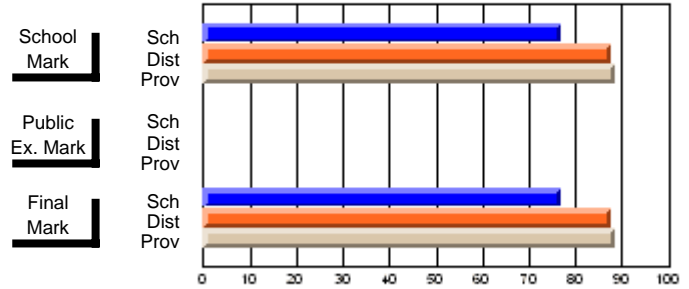
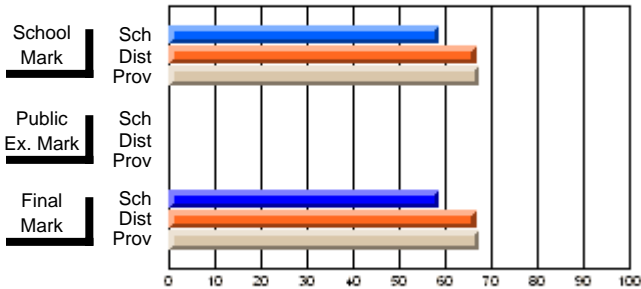
Grades: 10-12

Subject: Mathematics

Course: MATHEMATICS 3103														
# students in course: 73														
		School Mark	School vs District	School vs Province			Public Exam Mark	School vs District	School vs Province			Final Mark	School vs District	School vs Province
Average Score		School	58.7										School	58.7
		District	66.7	q	q								District	66.7
		Province	67.4										Province	67.4
Percent of Passes		School	76.7										School	76.7
		District	87.6	q	q								District	87.6
		Province	88.4										Province	88.4

Average Scores

Percent Passes



* Data from the High School Certification System. The results from supplementary courses are not reflected in these results. All students obtaining a score of 48 or 49 on the final mark, were adjusted to 50 and are reflected in the Final Mark column.

District 4 - Eastern

#249 - Ascension Collegiate, Bay Roberts

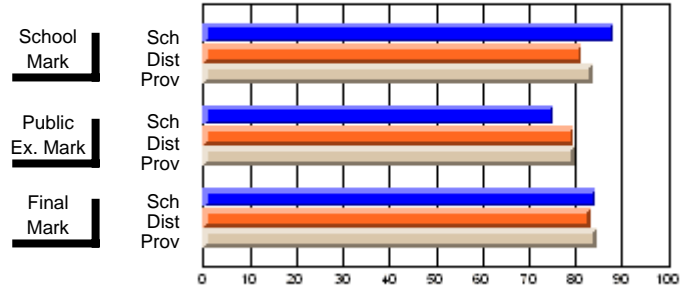
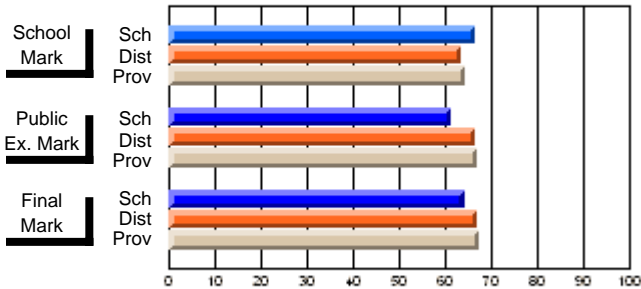
Grades: 10-12

Subject: Mathematics

Course: MATHEMATICS 3204										
# students in course: 77										
		School Mark	School vs District	School vs Province	Public Exam Mark	School vs District	School vs Province	Final Mark	School vs District	School vs Province
Average Score		66.4			61.1			64.1		
School		66.4			61.1			64.1		
District		63.5	P	P	66.7	q	q	66.9	q	q
Province		64.3			66.8			67.3		
Percent of Passes		88.3			75.3			84.4		
School		88.3			75.3			84.4		
District		81.4	P	P	79.6	q	q	83.3	P	q
Province		83.7			80.0			84.6		

Average Scores

Percent Passes



* Data from the High School Certification System. The results from supplementary courses are not reflected in these results. All students obtaining a score of 48 or 49 on the final mark, were adjusted to 50 and are reflected in the Final Mark column.

District 4 - Eastern

#249 - Ascension Collegiate, Bay Roberts

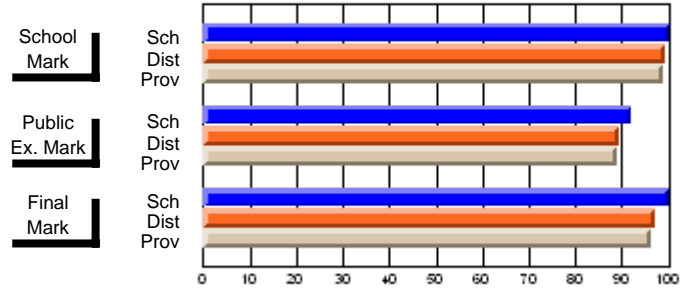
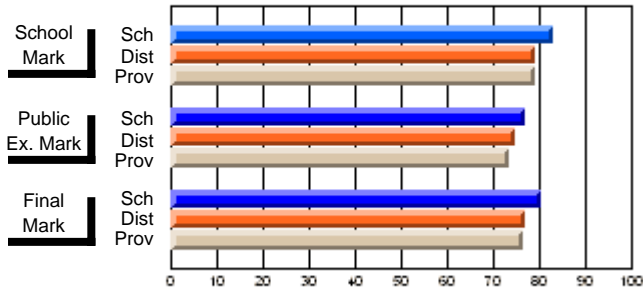
Grades: 10-12

Subject: Mathematics

Course: MATHEMATICS 3205											
# students in course: 37											
	School Mark	School vs District	School vs Province		Public Exam Mark	School vs District	School vs Province		Final Mark	School vs District	School vs Province
Average Score	83.0				76.9				80.2		
School	79.1	P	P		74.6	P	P		77.0	P	P
District	79.1				73.6				76.4		
Province											
Percent of Passes	100.0				91.9				100.0		
School	99.3	P	P		89.4	P	P		97.0	P	P
District	98.7				88.9				96.3		
Province											

Average Scores

Percent Passes



* Data from the High School Certification System. The results from supplementary courses are not reflected in these results. All students obtaining a score of 48 or 49 on the final mark, were adjusted to 50 and are reflected in the Final Mark column.

District 4 - Eastern

#249 - Ascension Collegiate, Bay Roberts

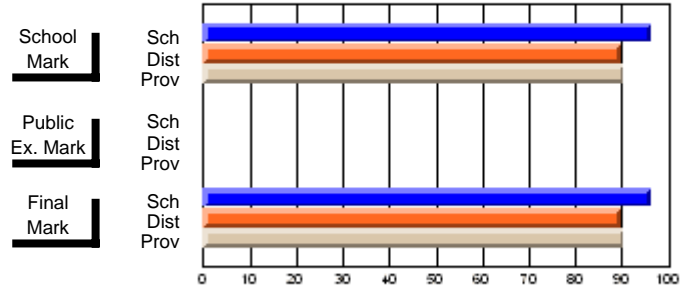
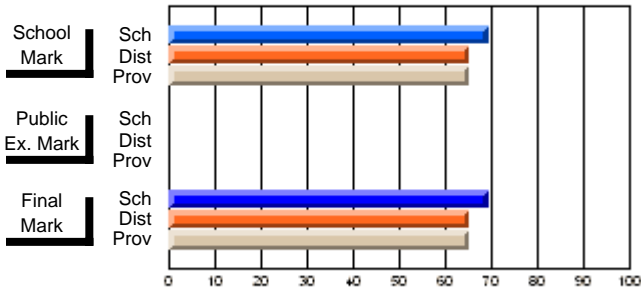
Grades: 10-12

Subject: Mathematics

Course: MATHEMATICS 3206									
# students in course: 53									
	School Mark	School vs District	School vs Province	Public Exam Mark	School vs District	School vs Province	Final Mark	School vs District	School vs Province
Average Score									
School	69.3						69.3		
District	65.3	P	P				65.3	P	P
Province	65.2						65.2		
Percent of Passes									
School	96.2						96.2		
District	89.7	P	P				89.7	P	P
Province	90.4						90.4		

Average Scores

Percent Passes



* Data from the High School Certification System. The results from supplementary courses are not reflected in these results. All students obtaining a score of 48 or 49 on the final mark, were adjusted to 50 and are reflected in the Final Mark column.

District 4 - Eastern

#249 - Ascension Collegiate, Bay Roberts

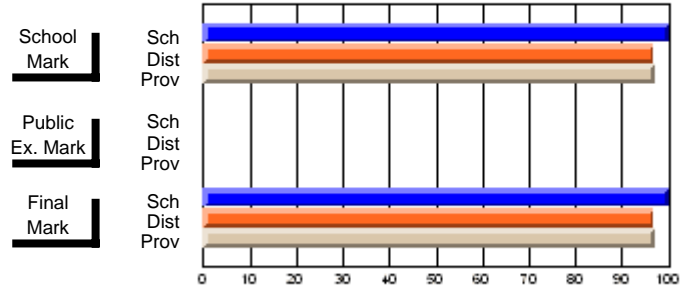
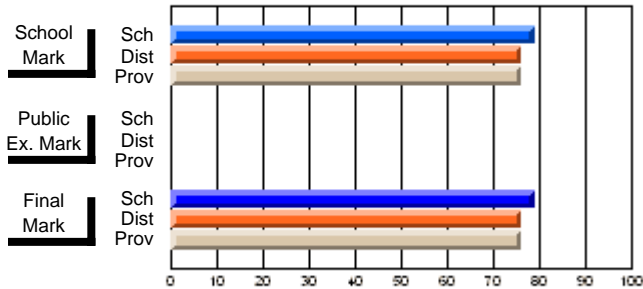
Grades: 10-12

Subject: Mathematics

Course: MATHEMATICS 3207											
# students in course: 35											
	School Mark	School vs District	School vs Province		Public Exam Mark	School vs District	School vs Province		Final Mark	School vs District	School vs Province
Average Score											
School	78.8								78.8		
District	76.0	P	P						76.0	P	P
Province	76.2								76.2		
Percent of Passes											
School	100.0								100.0		
District	96.8	P	P						96.8	P	P
Province	97.2								97.2		

Average Scores

Percent Passes



* Data from the High School Certification System. The results from supplementary courses are not reflected in these results. All students obtaining a score of 48 or 49 on the final mark, were adjusted to 50 and are reflected in the Final Mark column.

District 4 - Eastern

#249 - Ascension Collegiate, Bay Roberts

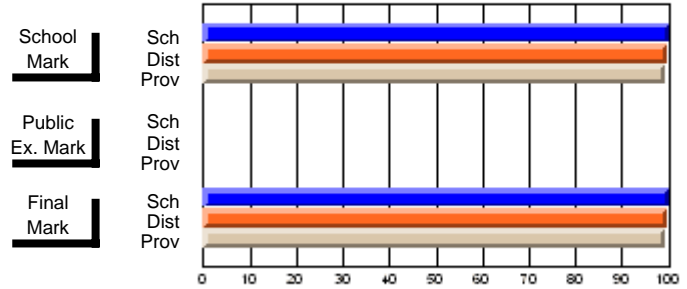
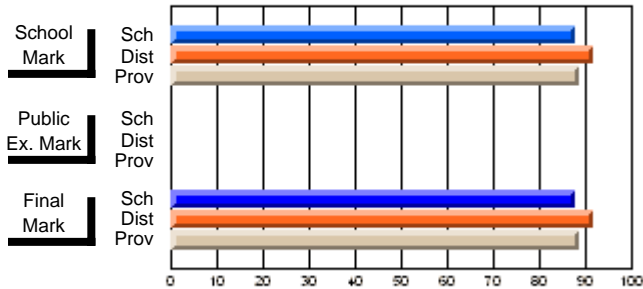
Grades: 10-12

Subject: Music

Course: ENSEMBLE PERFORMANCE 2105									
# students in course: 19									
	School Mark	School vs District	School vs Province	Public Exam Mark	School vs District	School vs Province	Final Mark	School vs District	School vs Province
Average Score	87.9						87.9		
School	91.5	q	q				91.5	q	q
District	88.7						88.7		
Province									
Percent of Passes	100.0						100.0		
School	99.7	P	P				99.7	P	P
District	99.2						99.2		
Province									

Average Scores

Percent Passes



* Data from the High School Certification System. The results from supplementary courses are not reflected in these results. All students obtaining a score of 48 or 49 on the final mark, were adjusted to 50 and are reflected in the Final Mark column.

District 4 - Eastern

#249 - Ascension Collegiate, Bay Roberts

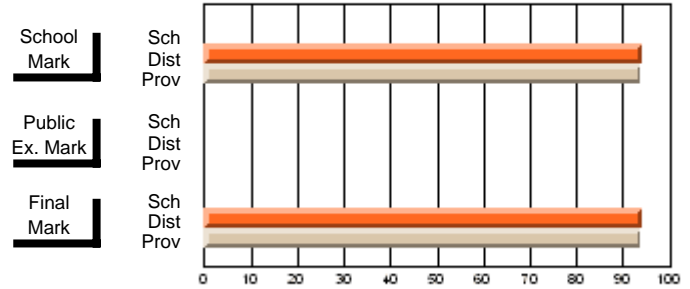
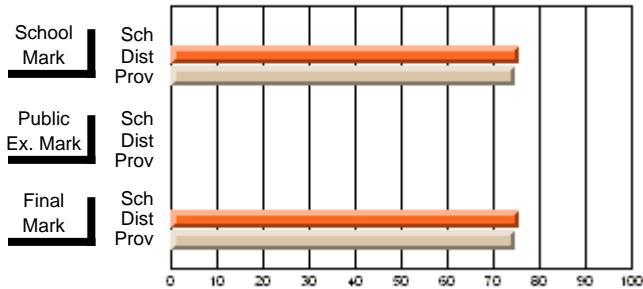
Grades: 10-12

Subject: Music

Course: EXPERIENCING MUSIC 2200				School data has 5 or fewer students. Data withheld for reasons of confidentiality.					
# students in course: 3									
	School Mark	School vs District	School vs Province	Public Exam Mark	School vs District	School vs Province	Final Mark	School vs District	School vs Province
Average Score									
School									
District	75.6	P	P				75.6	P	P
Province	74.8						74.8		
Percent of Passes									
School									
District	94.0	P	P				94.0	P	P
Province	93.9						93.9		

Average Scores

Percent Passes



* Data from the High School Certification System. The results from supplementary courses are not reflected in these results. All students obtaining a score of 48 or 49 on the final mark, were adjusted to 50 and are reflected in the Final Mark column.

District 4 - Eastern

#249 - Ascension Collegiate, Bay Roberts

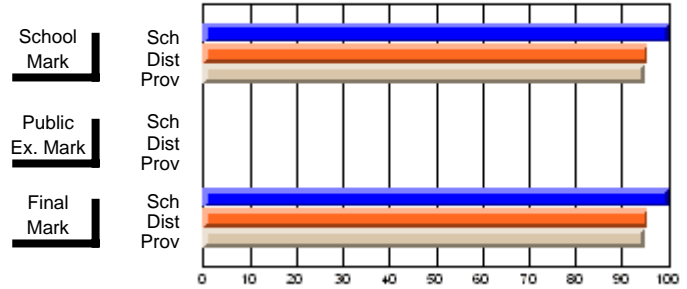
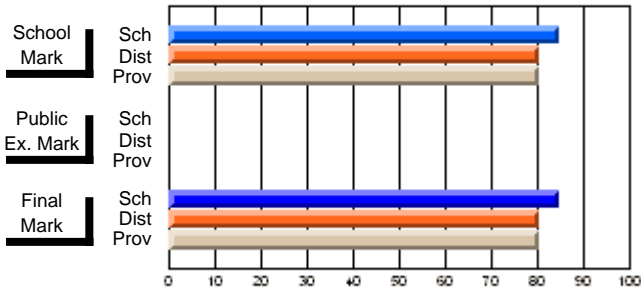
Grades: 10-12

Subject: Music

Course: APPLIED MUSIC 2206									
# students in course: 49									
	School Mark	School vs District	School vs Province	Public Exam Mark	School vs District	School vs Province	Final Mark	School vs District	School vs Province
Average Score	84.8						84.8		
School	84.8						84.8		
District	80.4	P	P				80.4	P	P
Province	80.2						80.2		
Percent of Passes	100.0						100.0		
School	100.0						100.0		
District	95.6	P	P				95.6	P	P
Province	94.8						94.8		

Average Scores

Percent Passes



* Data from the High School Certification System. The results from supplementary courses are not reflected in these results. All students obtaining a score of 48 or 49 on the final mark, were adjusted to 50 and are reflected in the Final Mark column.

District 4 - Eastern

#249 - Ascension Collegiate, Bay Roberts

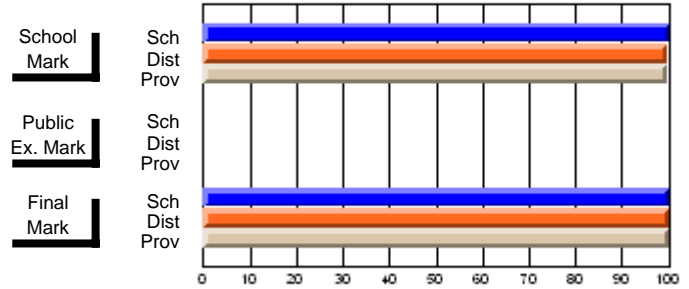
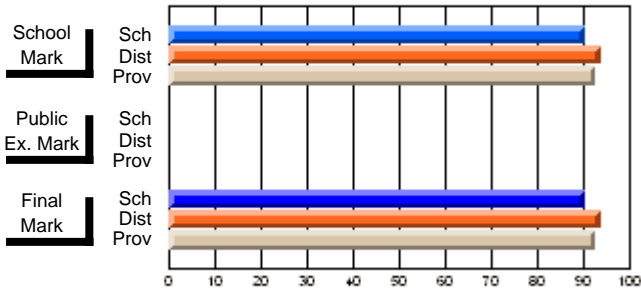
Grades: 10-12

Subject: Music

Course: ENSEMBLE PERFORMANCE 3105														
# students in course: 21														
		School Mark	School vs District	School vs Province			Public Exam Mark	School vs District	School vs Province			Final Mark	School vs District	School vs Province
Average Score		90.1										90.1		
School		90.1										90.1		
District		93.6	q	q								93.6	q	q
Province		92.4										92.4		
Percent of Passes		100.0										100.0		
School		100.0										100.0		
District		99.6	p	p								100.0	p	p
Province		99.8										100.0		

Average Scores

Percent Passes



* Data from the High School Certification System. The results from supplementary courses are not reflected in these results. All students obtaining a score of 48 or 49 on the final mark, were adjusted to 50 and are reflected in the Final Mark column.

District 4 - Eastern

#249 - Ascension Collegiate, Bay Roberts

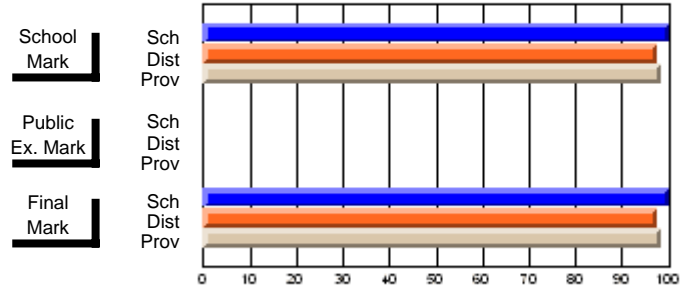
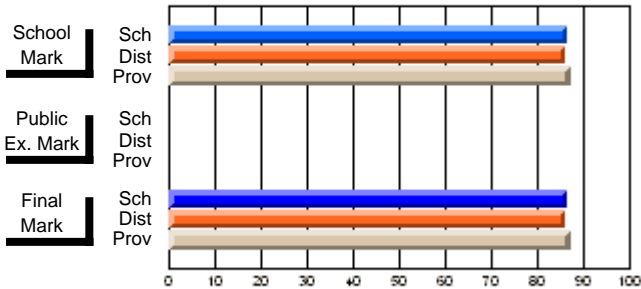
Grades: 10-12

Subject: Music

Course: APPLIED MUSIC 3206									
# students in course: 22									
	School Mark	School vs District	School vs Province	Public Exam Mark	School vs District	School vs Province	Final Mark	School vs District	School vs Province
Average Score	86.5						86.5		
School	86.5						86.5		
District	85.9	P	Q				85.9	P	Q
Province	87.1						87.1		
Percent of Passes	100.0						100.0		
School	100.0						100.0		
District	97.5	P	P				97.5	P	P
Province	98.3						98.3		

Average Scores

Percent Passes



* Data from the High School Certification System. The results from supplementary courses are not reflected in these results. All students obtaining a score of 48 or 49 on the final mark, were adjusted to 50 and are reflected in the Final Mark column.

District 4 - Eastern

#249 - Ascension Collegiate, Bay Roberts

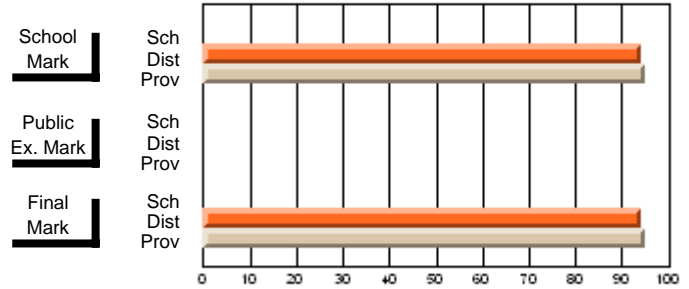
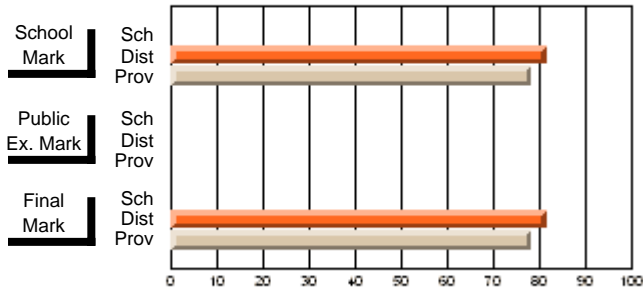
Grades: 10-12

Subject: Physical Education

Course: PHYSICAL EDUCATION 1100				School data has 5 or fewer students. Data withheld for reasons of confidentiality.					
# students in course: 2									
	School Mark	School vs District	School vs Province	Public Exam Mark	School vs District	School vs Province	Final Mark	School vs District	School vs Province
Average Score									
School									
District	81.4	q	q				81.4	q	q
Province	78.4						78.4		
Percent of Passes									
School									
District	94.1	q	q				94.1	q	q
Province	94.8						94.8		

Average Scores

Percent Passes



* Data from the High School Certification System. The results from supplementary courses are not reflected in these results. All students obtaining a score of 48 or 49 on the final mark, were adjusted to 50 and are reflected in the Final Mark column.

District 4 - Eastern

#249 - Ascension Collegiate, Bay Roberts

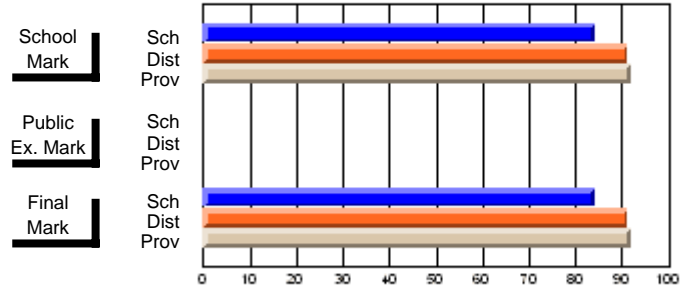
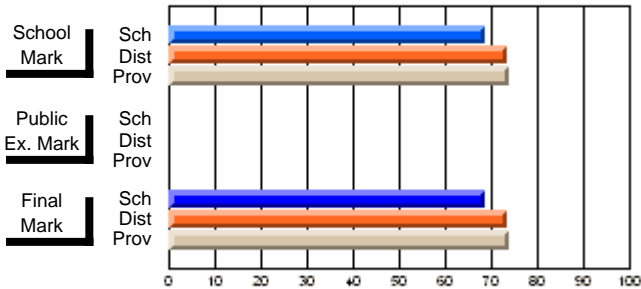
Grades: 10-12

Subject: Physical Education

Course: HEALTHY LIVING 1200														
# students in course: 201														
		School Mark	School vs District	School vs Province			Public Exam Mark	School vs District	School vs Province			Final Mark	School vs District	School vs Province
Average Score														
School		68.8										68.8		
District		73.3	q	q								73.3	q	q
Province		74.0										74.0		
Percent of Passes														
School		84.1										84.1		
District		91.3	q	q								91.3	q	q
Province		91.8										91.8		

Average Scores

Percent Passes



* Data from the High School Certification System. The results from supplementary courses are not reflected in these results. All students obtaining a score of 48 or 49 on the final mark, were adjusted to 50 and are reflected in the Final Mark column.

District 4 - Eastern

#249 - Ascension Collegiate, Bay Roberts

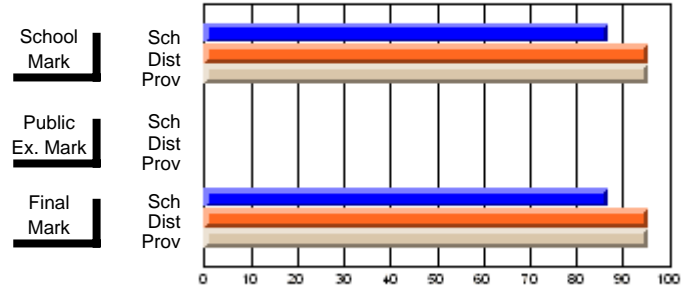
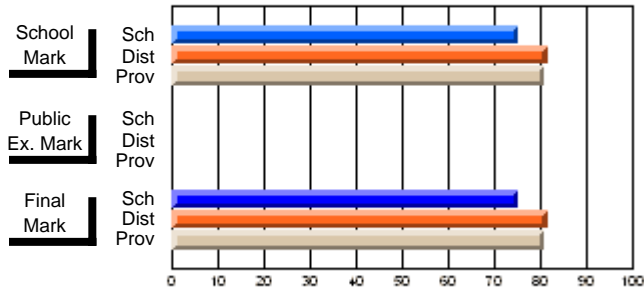
Grades: 10-12

Subject: Physical Education

Course: PHYSICAL EDUCATION 2100											
# students in course: 53											
		School Mark	School vs District	School vs Province	Public Exam Mark		School vs District	School vs Province	Final Mark	School vs District	School vs Province
Average Score		75.1							75.1		
School		81.5	q	q					81.5	q	q
District		80.7							80.7		
Province											
Percent of Passes		86.8							86.8		
School		95.5	q	q					95.5	q	q
District		95.2							95.2		
Province											

Average Scores

Percent Passes



* Data from the High School Certification System. The results from supplementary courses are not reflected in these results. All students obtaining a score of 48 or 49 on the final mark, were adjusted to 50 and are reflected in the Final Mark column.

District 4 - Eastern

#249 - Ascension Collegiate, Bay Roberts

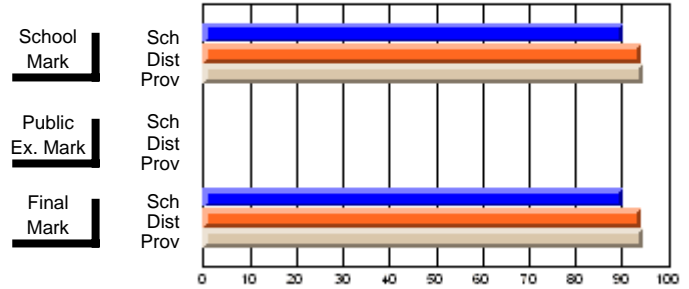
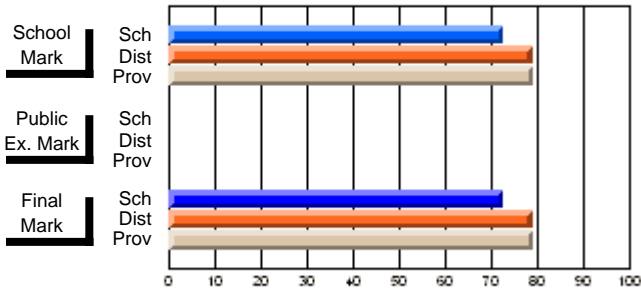
Grades: 10-12

Subject: Physical Education

Course: PHYSICAL EDUCATION 2101									
# students in course: 71	School Mark	School vs District	School vs Province	Public Exam Mark	School vs District	School vs Province	Final Mark	School vs District	School vs Province
Average Score									
School	72.6						72.6		
District	78.8	q	q				78.8	q	q
Province	79.0						79.0		
Percent of Passes									
School	90.1						90.1		
District	94.1	q	q				94.1	q	q
Province	94.4						94.4		

Average Scores

Percent Passes



* Data from the High School Certification System. The results from supplementary courses are not reflected in these results. All students obtaining a score of 48 or 49 on the final mark, were adjusted to 50 and are reflected in the Final Mark column.

District 4 - Eastern

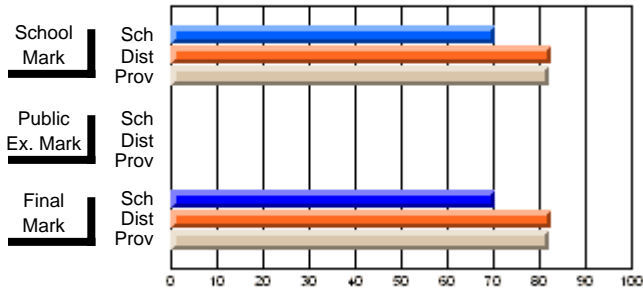
#249 - Ascension Collegiate, Bay Roberts

Grades: 10-12

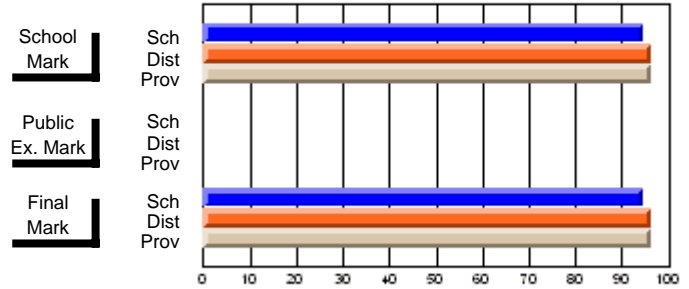
Subject: Physical Education

Course: PHYSICAL EDUCATION 3100											
# students in course: 37											
		School Mark	School vs District	School vs Province	Public Exam Mark		School vs District	School vs Province	Final Mark	School vs District	School vs Province
Average Score		70.4							70.4		
School		82.6	q	q					82.6	q	q
District		82.0							82.0		
Province											
Percent of Passes		94.6							94.6		
School		96.1	q	q					96.1	q	q
District		96.1							96.1		
Province											

Average Scores



Percent Passes



* Data from the High School Certification System. The results from supplementary courses are not reflected in these results. All students obtaining a score of 48 or 49 on the final mark, were adjusted to 50 and are reflected in the Final Mark column.

District 4 - Eastern

#249 - Ascension Collegiate, Bay Roberts

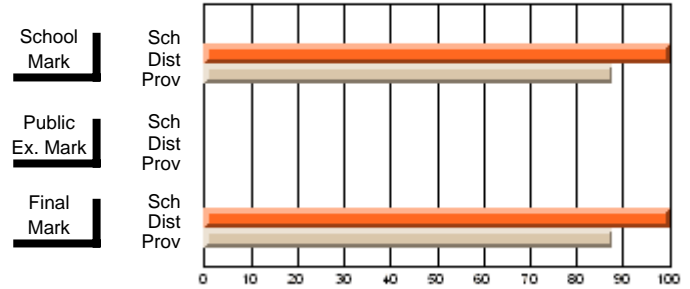
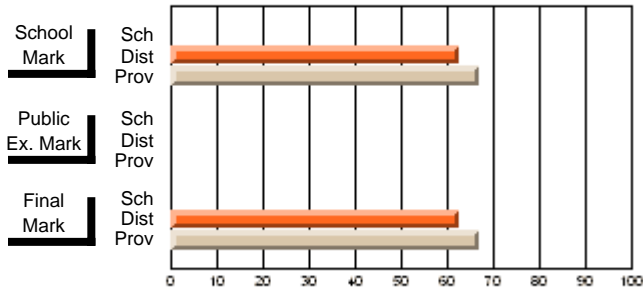
Grades: 10-12

Subject: Religious Education

Course: CHRISTIAN WRITINGS 2104				School data has 5 or fewer students. Data withheld for reasons of confidentiality.						
# students in course: 1		School Mark	School vs District	School vs Province	Public Exam Mark	School vs District	School vs Province	Final Mark	School vs District	School vs Province
Average Score										
School										
District		62.4	P	P				62.4	P	P
Province		66.8						66.8		
Percent of Passes										
School										
District		100.0	P	P				100.0	P	P
Province		87.8						87.8		

Average Scores

Percent Passes



* Data from the High School Certification System. The results from supplementary courses are not reflected in these results. All students obtaining a score of 48 or 49 on the final mark, were adjusted to 50 and are reflected in the Final Mark column.

District 4 - Eastern

#249 - Ascension Collegiate, Bay Roberts

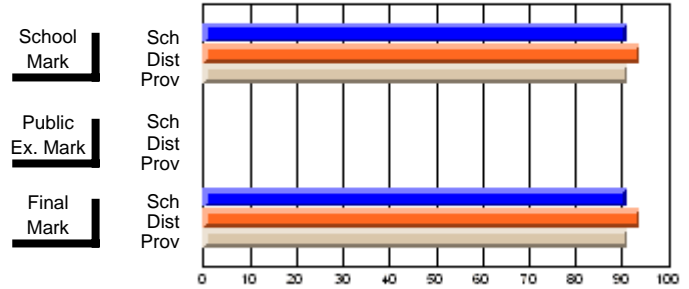
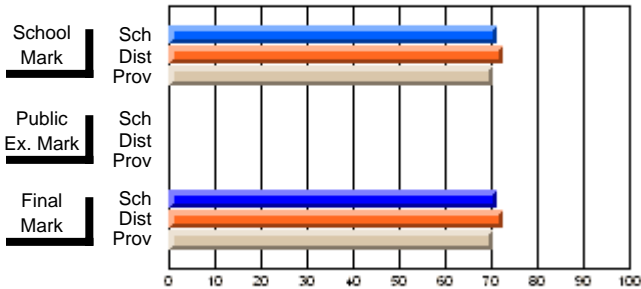
Grades: 10-12

Subject: Social Studies

Course: CANADIAN HISTORY 1201															
# students in course: 67															
		School Mark	School vs District	School vs Province			Public Exam Mark	School vs District	School vs Province			Final Mark	School vs District	School vs Province	
Average Score		School	71.1										71.1		
		District	72.6	q	P								72.6	q	P
		Province	70.5										70.5		
Percent of Passes		School	91.0										91.0		
		District	93.8	q	q								93.8	q	q
		Province	91.3										91.3		

Average Scores

Percent Passes



* Data from the High School Certification System. The results from supplementary courses are not reflected in these results. All students obtaining a score of 48 or 49 on the final mark, were adjusted to 50 and are reflected in the Final Mark column.

District 4 - Eastern

#249 - Ascension Collegiate, Bay Roberts

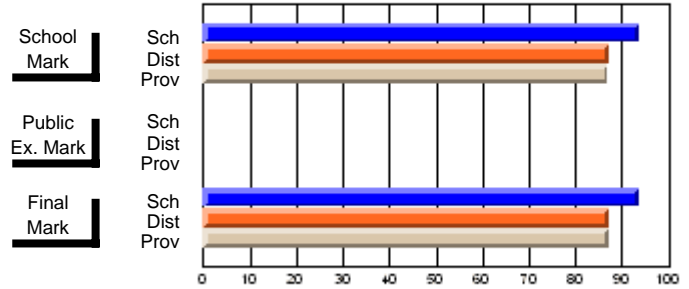
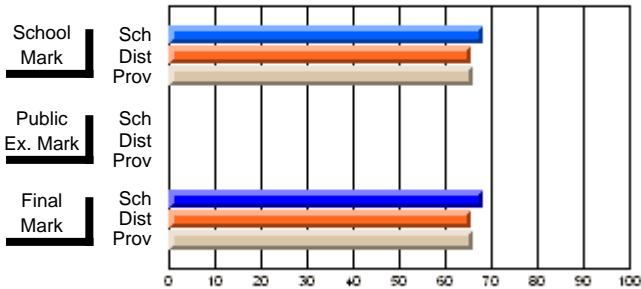
Grades: 10-12

Subject: Social Studies

Course: CANADIAN GEOGRAPHY 1202									
# students in course: 109	School Mark	School vs District	School vs Province	Public Exam Mark	School vs District	School vs Province	Final Mark	School vs District	School vs Province
Average Score									
School	68.3						68.3		
District	65.6	P	P				65.6	P	P
Province	66.0						66.0		
Percent of Passes									
School	93.6						93.6		
District	87.3	P	P				87.3	P	P
Province	87.0						87.1		

Average Scores

Percent Passes



* Data from the High School Certification System. The results from supplementary courses are not reflected in these results. All students obtaining a score of 48 or 49 on the final mark, were adjusted to 50 and are reflected in the Final Mark column.

District 4 - Eastern

#249 - Ascension Collegiate, Bay Roberts

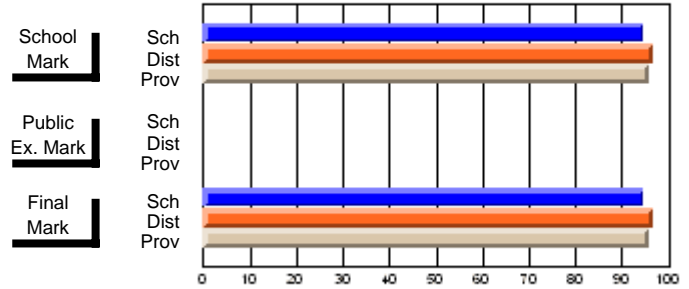
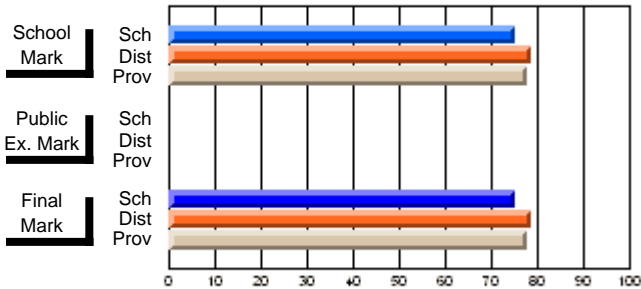
Grades: 10-12

Subject: Social Studies

Course: HISTOIRE DU CANADA 1231														
# students in course: 19														
		School Mark	School vs District	School vs Province			Public Exam Mark	School vs District	School vs Province			Final Mark	School vs District	School vs Province
Average Score		75.3										75.3		
School		75.3										75.3		
District		78.7	q	q								78.7	q	q
Province		77.8										77.8		
Percent of Passes		94.7										94.7		
School		94.7										94.7		
District		96.7	q	q								96.7	q	q
Province		95.7										95.7		

Average Scores

Percent Passes



* Data from the High School Certification System. The results from supplementary courses are not reflected in these results. All students obtaining a score of 48 or 49 on the final mark, were adjusted to 50 and are reflected in the Final Mark column.

District 4 - Eastern

#249 - Ascension Collegiate, Bay Roberts

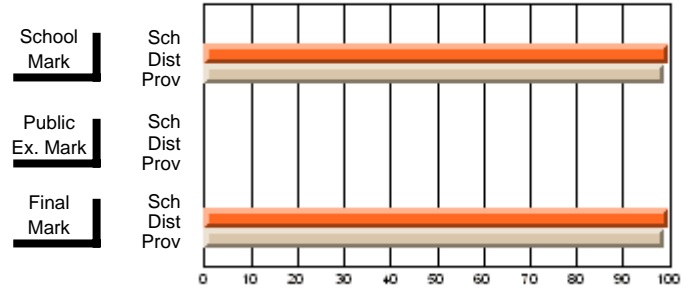
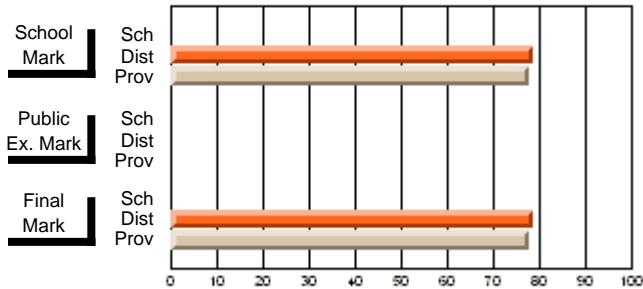
Grades: 10-12

Subject: Social Studies

Course: GEOGRAPHIE DU CANADA 1232				School data has 5 or fewer students. Data withheld for reasons of confidentiality.					
# students in course: 1									
	School Mark	School vs District	School vs Province	Public Exam Mark	School vs District	School vs Province	Final Mark	School vs District	School vs Province
Average Score									
School									
District	78.8	q	q				78.8	q	q
Province	77.7						77.7		
Percent of Passes									
School									
District	99.6	p	p				99.6	p	p
Province	98.7						98.7		

Average Scores

Percent Passes



* Data from the High School Certification System. The results from supplementary courses are not reflected in these results. All students obtaining a score of 48 or 49 on the final mark, were adjusted to 50 and are reflected in the Final Mark column.

District 4 - Eastern

#249 - Ascension Collegiate, Bay Roberts

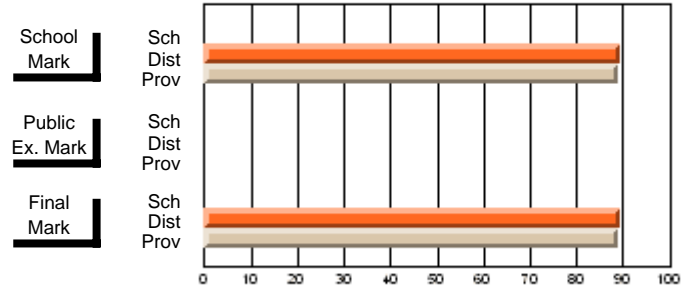
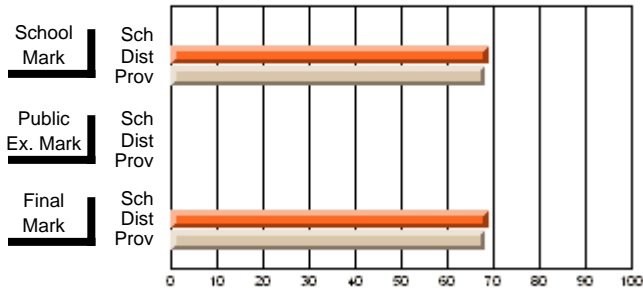
Grades: 10-12

Subject: Social Studies

Course: CANADIAN LAW 2204				School data has 5 or fewer students. Data withheld for reasons of confidentiality.								
# students in course: 2												
				School Mark	School vs District	School vs Province	Public Exam Mark	School vs District	School vs Province	Final Mark	School vs District	School vs Province
Average Score												
School												
District				68.8	P	P				68.8	P	P
Province				68.2						68.2		
Percent of Passes												
School												
District				89.3	P	P				89.3	P	P
Province				88.9						88.9		

Average Scores

Percent Passes



* Data from the High School Certification System. The results from supplementary courses are not reflected in these results. All students obtaining a score of 48 or 49 on the final mark, were adjusted to 50 and are reflected in the Final Mark column.

District 4 - Eastern

#249 - Ascension Collegiate, Bay Roberts

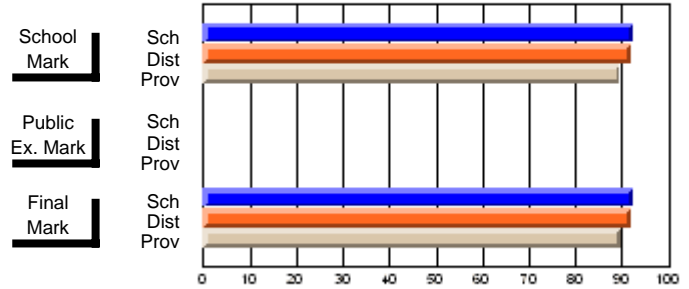
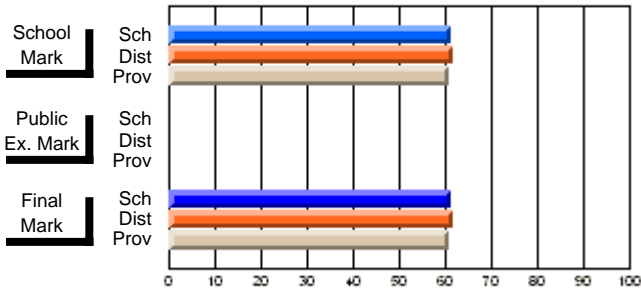
Grades: 10-12

Subject: Social Studies

Course: WORLD GEOGRAPHY 3200														
# students in course: 65														
		School Mark	School vs District	School vs Province			Public Exam Mark	School vs District	School vs Province			Final Mark	School vs District	School vs Province
Average Score														
School		61.2										61.2		
District		61.7	q	P								61.7	q	P
Province		60.9										60.9		
Percent of Passes														
School		92.3										92.3		
District		91.8	P	P								91.9	P	P
Province		89.5										89.7		

Average Scores

Percent Passes



* Data from the High School Certification System. The results from supplementary courses are not reflected in these results. All students obtaining a score of 48 or 49 on the final mark, were adjusted to 50 and are reflected in the Final Mark column.

District 4 - Eastern

#249 - Ascension Collegiate, Bay Roberts

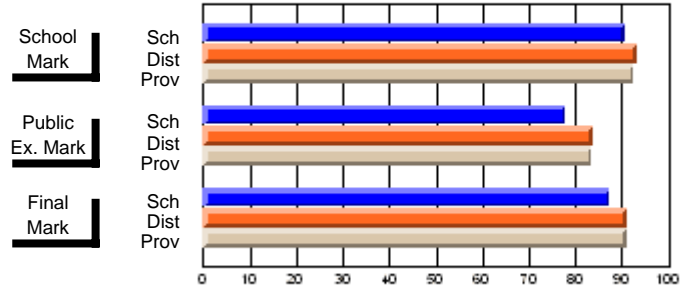
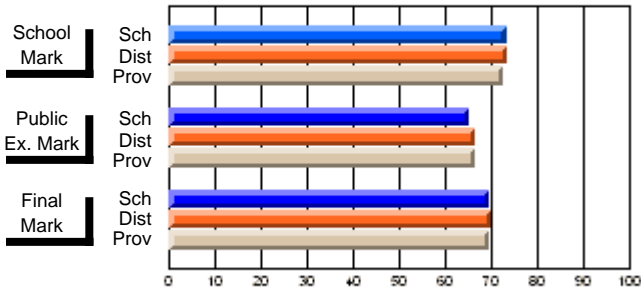
Grades: 10-12

Subject: Social Studies

Course: WORLD HISTORY 3201												
# students in course: 95												
		School Mark	School vs District	School vs Province	Public Exam Mark		School vs District	School vs Province	Final Mark		School vs District	School vs Province
Average Score		73.2			65.3				69.5			
School		73.2			65.3				69.5			
District		73.4	q	P	66.5		q	q	70.0		q	q
Province		72.7			66.6				69.7			
Percent of Passes		90.5			77.9				87.4			
School		90.5			77.9				87.4			
District		93.1	q	q	83.7		q	q	90.9		q	q
Province		92.6			83.5				90.9			

Average Scores

Percent Passes



* Data from the High School Certification System. The results from supplementary courses are not reflected in these results. All students obtaining a score of 48 or 49 on the final mark, were adjusted to 50 and are reflected in the Final Mark column.

District 4 - Eastern

#249 - Ascension Collegiate, Bay Roberts

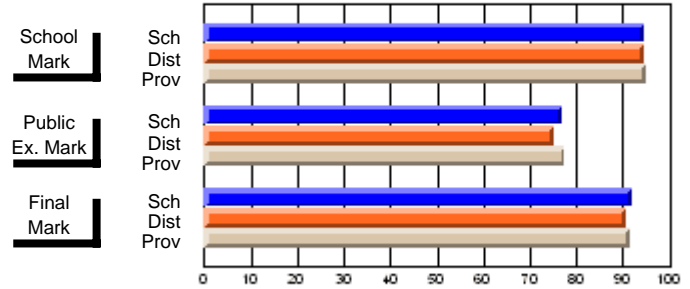
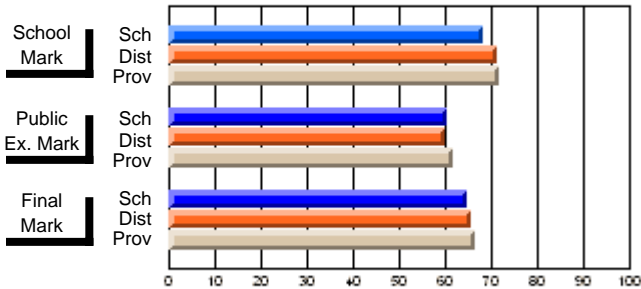
Grades: 10-12

Subject: Social Studies

Course: WORLD GEOGRAPHY 3202									
# students in course: 74	School Mark	School vs District	School vs Province	Public Exam Mark	School vs District	School vs Province	Final Mark	School vs District	School vs Province
Average Score									
School	68.3			60.4			64.6		
District	71.2	q	q	60.1	p	q	65.5	q	q
Province	71.7			61.6			66.5		
Percent of Passes									
School	94.6			77.0			91.9		
District	94.4	p	q	75.0	p	q	90.5	p	p
Province	95.0			77.5			91.6		

Average Scores

Percent Passes



* Data from the High School Certification System. The results from supplementary courses are not reflected in these results. All students obtaining a score of 48 or 49 on the final mark, were adjusted to 50 and are reflected in the Final Mark column.

District 4 - Eastern

#249 - Ascension Collegiate, Bay Roberts

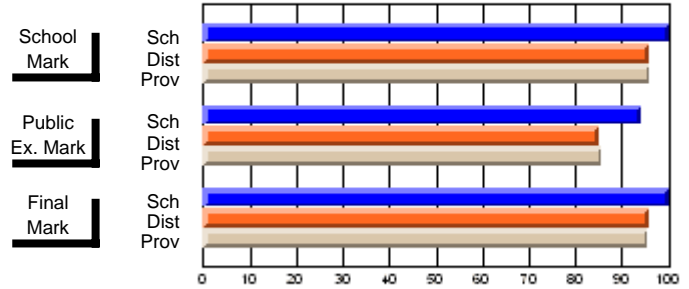
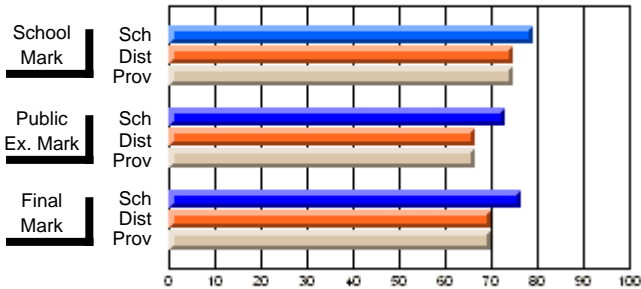
Grades: 10-12

Subject: Social Studies

Course: HISTOIRE MONDIALE 3231														
# students in course: 17														
		School Mark	School vs District	School vs Province			Public Exam Mark	School vs District	School vs Province			Final Mark	School vs District	School vs Province
Average Score														
School		79.1					72.9					76.4		
District		74.8	P	P			66.5	P	P			70.1	P	P
Province		74.6					66.5					70.0		
Percent of Passes														
School		100.0					94.1					100.0		
District		95.9	P	P			85.1	P	P			95.7	P	P
Province		96.0					85.7					95.6		

Average Scores

Percent Passes



* Data from the High School Certification System. The results from supplementary courses are not reflected in these results. All students obtaining a score of 48 or 49 on the final mark, were adjusted to 50 and are reflected in the Final Mark column.

District 4 - Eastern

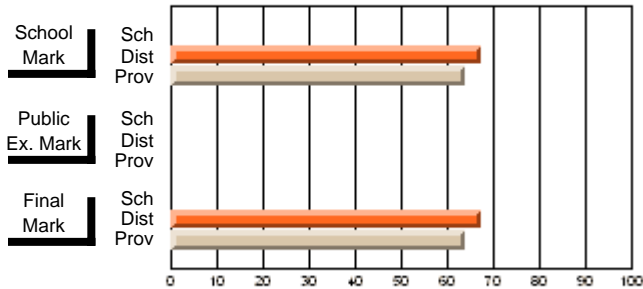
#249 - Ascension Collegiate, Bay Roberts

Grades: 10-12

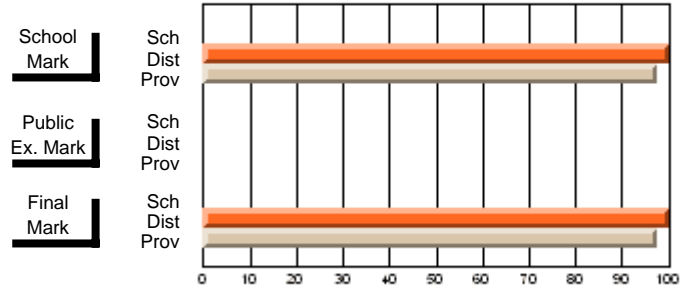
Subject: Social Studies

Course: WORLD GEOGRAPHY(M) 3260				School data has 5 or fewer students. Data withheld for reasons of confidentiality.										
# students in course: 3														
		School Mark	School vs District	School vs Province			Public Exam Mark	School vs District	School vs Province			Final Mark	School vs District	School vs Province
Average Score														
School														
District		67.5	q	q								67.5	q	q
Province		64.0										64.0		
Percent of Passes														
School														
District		100.0	p	p								100.0	p	p
Province		97.6										97.6		

Average Scores



Percent Passes



* Data from the High School Certification System. The results from supplementary courses are not reflected in these results. All students obtaining a score of 48 or 49 on the final mark, were adjusted to 50 and are reflected in the Final Mark column.

District 4 - Eastern

#249 - Ascension Collegiate, Bay Roberts

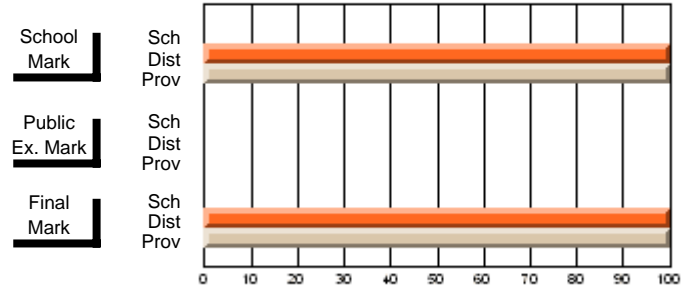
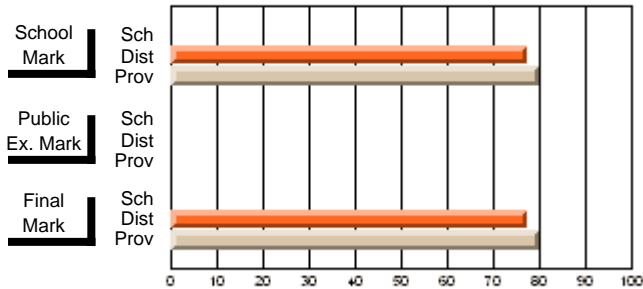
Grades: 10-12

Subject: Social Studies

Course: EUROPEAN HISTORY AP 4225				School data has 5 or fewer students. Data withheld for reasons of confidentiality.			
# students in course: 2				Public Exam Mark			
	School Mark	School vs District	School vs Province		School vs District	School vs Province	Final Mark
Average Score							
School							
District	77.3	q	q				77.3
Province	79.9						79.9
Percent of Passes							
School							
District	100.0	p	p				100.0
Province	100.0						100.0

Average Scores

Percent Passes



* Data from the High School Certification System. The results from supplementary courses are not reflected in these results. All students obtaining a score of 48 or 49 on the final mark, were adjusted to 50 and are reflected in the Final Mark column.

District 4 - Eastern

#249 - Ascension Collegiate, Bay Roberts

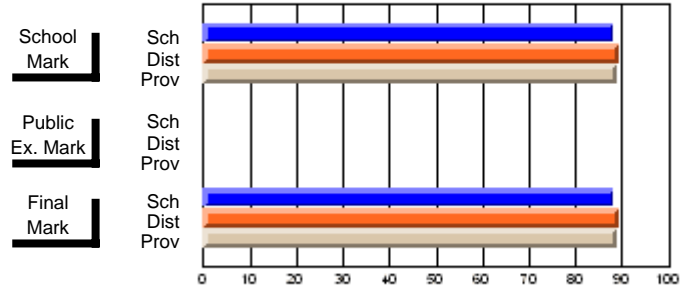
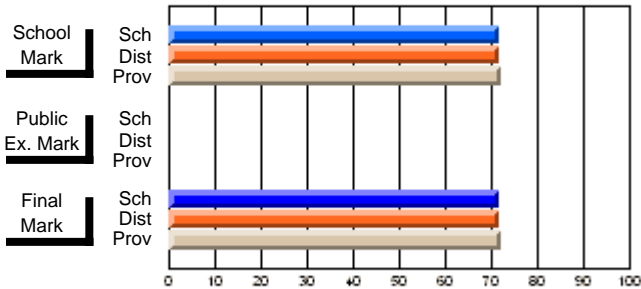
Grades: 10-12

Subject: Guidance

Course: CAREER DEVELOPMENT 2201														
# students in course: 197														
		School Mark	School vs District	School vs Province			Public Exam Mark	School vs District	School vs Province			Final Mark	School vs District	School vs Province
Average Score														
School		71.6										71.6		
District		71.8	q	q								71.8	q	q
Province		72.2										72.2		
Percent of Passes														
School		88.3										88.3		
District		89.2	q	q								89.2	q	q
Province		88.9										88.9		

Average Scores

Percent Passes



* Data from the High School Certification System. The results from supplementary courses are not reflected in these results. All students obtaining a score of 48 or 49 on the final mark, were adjusted to 50 and are reflected in the Final Mark column.

District 4 - Eastern

#249 - Ascension Collegiate, Bay Roberts

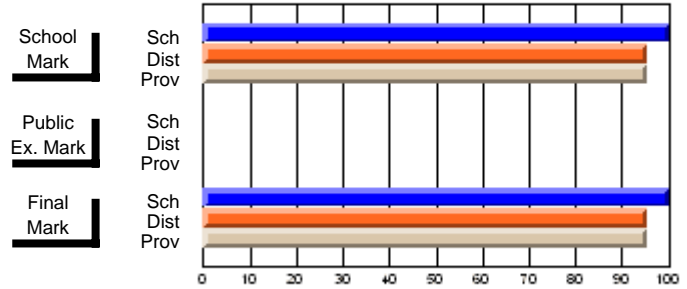
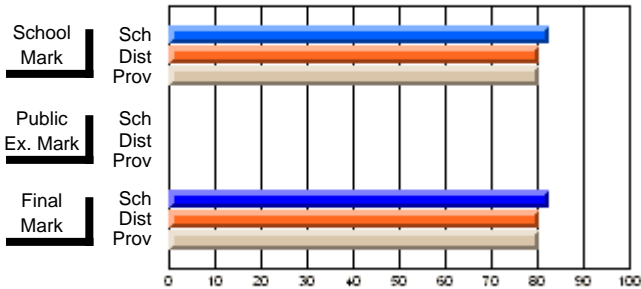
Grades: 10-12

Subject: Guidance

Course: CARRIERE ET VIE 2231									
# students in course: 16									
	School Mark	School vs District	School vs Province	Public Exam Mark	School vs District	School vs Province	Final Mark	School vs District	School vs Province
Average Score									
School	82.6						82.6		
District	80.4	P	P				80.4	P	P
Province	80.3						80.3		
Percent of Passes									
School	100.0						100.0		
District	95.2	P	P				95.2	P	P
Province	95.4						95.4		

Average Scores

Percent Passes



* Data from the High School Certification System. The results from supplementary courses are not reflected in these results. All students obtaining a score of 48 or 49 on the final mark, were adjusted to 50 and are reflected in the Final Mark column.

District 4 - Eastern

#249 - Ascension Collegiate, Bay Roberts

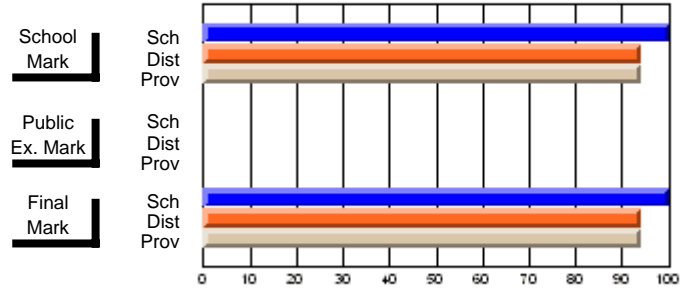
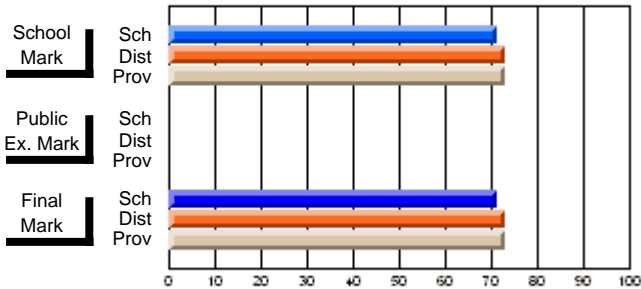
Grades: 10-12

Subject: Foreign Language

Course: SPANISH 2221									
# students in course: 12									
	School Mark	School vs District	School vs Province	Public Exam Mark	School vs District	School vs Province	Final Mark	School vs District	School vs Province
Average Score									
School	71.3						71.3		
District	72.8	q	q				72.8	q	q
Province	72.8						72.8		
Percent of Passes									
School	100.0						100.0		
District	94.0	p	p				94.0	p	p
Province	94.0						94.0		

Average Scores

Percent Passes



* Data from the High School Certification System. The results from supplementary courses are not reflected in these results. All students obtaining a score of 48 or 49 on the final mark, were adjusted to 50 and are reflected in the Final Mark column.

District 4 - Eastern

#249 - Ascension Collegiate, Bay Roberts

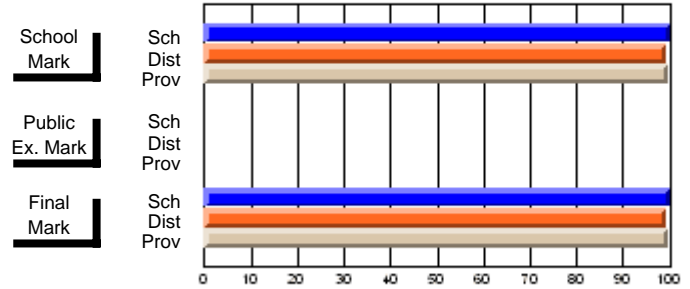
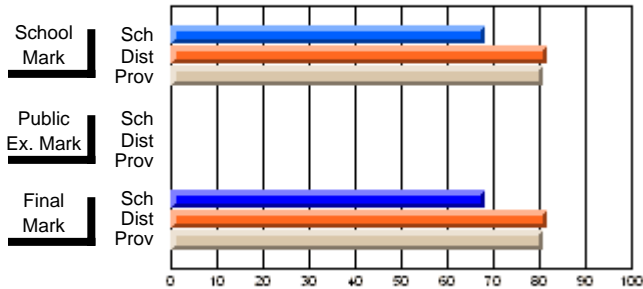
Grades: 10-12

Subject: Cooperative Education

Course: COOPERATIVE EDUCATION 1100									
# students in course: 7	School Mark	School vs District	School vs Province	Public Exam Mark	School vs District	School vs Province	Final Mark	School vs District	School vs Province
Average Score									
School	68.3						68.3		
District	81.7	q	q				81.7	q	q
Province	80.6						80.6		
Percent of Passes									
School	100.0						100.0		
District	99.2	p	p				99.2	p	p
Province	99.6						99.6		

Average Scores

Percent Passes



* Data from the High School Certification System. The results from supplementary courses are not reflected in these results. All students obtaining a score of 48 or 49 on the final mark, were adjusted to 50 and are reflected in the Final Mark column.

District 4 - Eastern

#249 - Ascension Collegiate, Bay Roberts

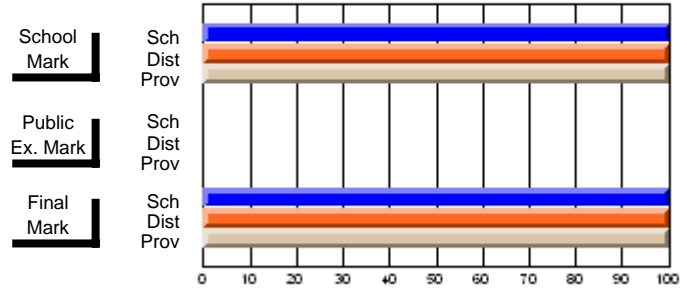
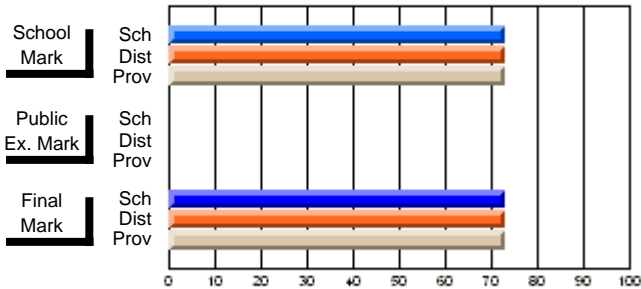
Grades: 10-12

Subject: Cooperative Education

Course: CAREER PATHWAYS 3222											
# students in course: 7											
	School Mark	School vs District	School vs Province		Public Exam Mark	School vs District	School vs Province		Final Mark	School vs District	School vs Province
Average Score	73.0								73.0		
School	73.0								73.0	P	P
District	73.0	P	P						73.0	P	P
Province	73.0								73.0		
Percent of Passes	100.0								100.0		
School	100.0								100.0	P	P
District	100.0	P	P						100.0	P	P
Province	100.0								100.0		

Average Scores

Percent Passes



* Data from the High School Certification System. The results from supplementary courses are not reflected in these results. All students obtaining a score of 48 or 49 on the final mark, were adjusted to 50 and are reflected in the Final Mark column.

District 4 - Eastern

#249 - Ascension Collegiate, Bay Roberts

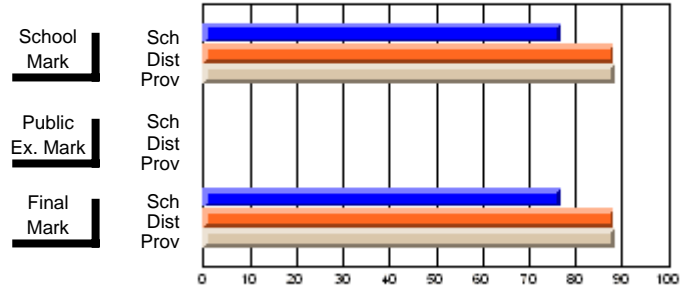
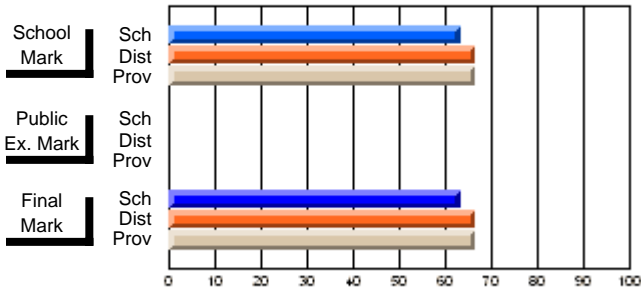
Grades: 10-12

Subject: Science

Course: SCIENCE 1206											
# students in course: 173											
	School Mark	School vs District	School vs Province		Public Exam Mark	School vs District	School vs Province		Final Mark	School vs District	School vs Province
Average Score											
School	63.2								63.2		
District	66.4	q	q						66.4	q	q
Province	66.4								66.4		
Percent of Passes											
School	76.9								76.9		
District	88.2	q	q						88.2	q	q
Province	88.5								88.5		

Average Scores

Percent Passes



* Data from the High School Certification System. The results from supplementary courses are not reflected in these results. All students obtaining a score of 48 or 49 on the final mark, were adjusted to 50 and are reflected in the Final Mark column.

District 4 - Eastern

#249 - Ascension Collegiate, Bay Roberts

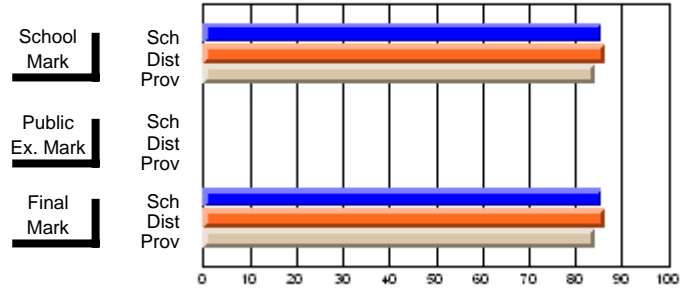
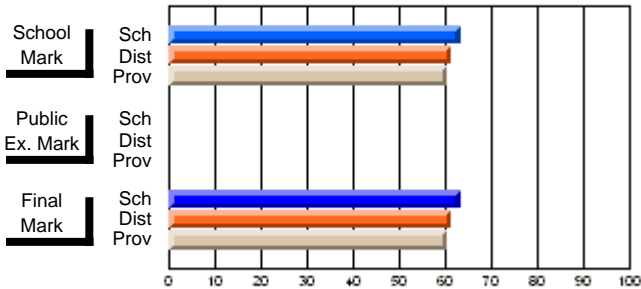
Grades: 10-12

Subject: Science

Course: SCIENCE 2200									
# students in course: 35									
	School Mark	School vs District	School vs Province	Public Exam Mark	School vs District	School vs Province	Final Mark	School vs District	School vs Province
Average Score									
School	63.2						63.2		
District	61.4	P	P				61.4	P	P
Province	60.3						60.3		
Percent of Passes									
School	85.7						85.7		
District	86.2	q	P				86.2	q	P
Province	84.3						84.3		

Average Scores

Percent Passes



* Data from the High School Certification System. The results from supplementary courses are not reflected in these results. All students obtaining a score of 48 or 49 on the final mark, were adjusted to 50 and are reflected in the Final Mark column.

District 4 - Eastern

#249 - Ascension Collegiate, Bay Roberts

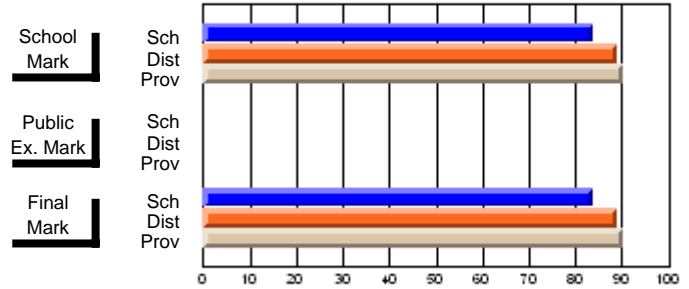
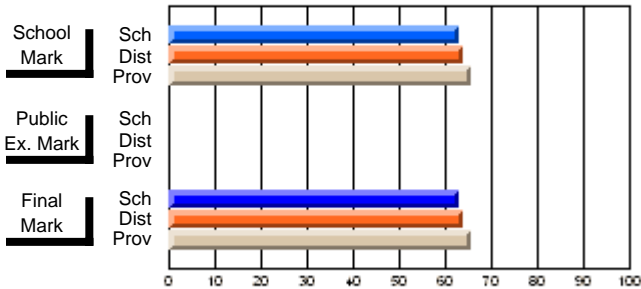
Grades: 10-12

Subject: Science

Course: BIOLOGY 2201											
# students in course: 98											
	School Mark	School vs District	School vs Province		Public Exam Mark	School vs District	School vs Province		Final Mark	School vs District	School vs Province
Average Score											
School	63.0								63.0		
District	63.9	q	q						63.9	q	q
Province	65.5								65.5		
Percent of Passes											
School	83.7								83.7		
District	89.0	q	q						89.0	q	q
Province	90.1								90.1		

Average Scores

Percent Passes



* Data from the High School Certification System. The results from supplementary courses are not reflected in these results. All students obtaining a score of 48 or 49 on the final mark, were adjusted to 50 and are reflected in the Final Mark column.

District 4 - Eastern

#249 - Ascension Collegiate, Bay Roberts

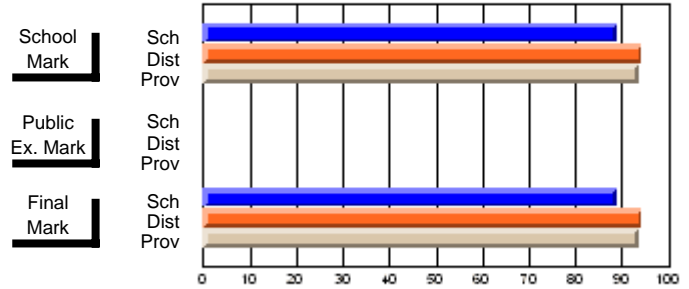
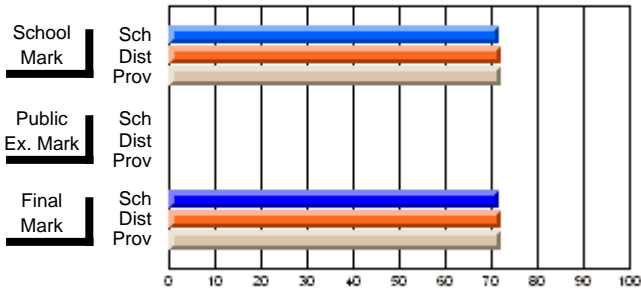
Grades: 10-12

Subject: Science

Course: CHEMISTRY 2202									
# students in course: 91									
	School Mark	School vs District	School vs Province	Public Exam Mark	School vs District	School vs Province	Final Mark	School vs District	School vs Province
Average Score									
School	71.7						71.7		
District	72.3	q	q				72.3	q	q
Province	72.3						72.3		
Percent of Passes									
School	89.0						89.0		
District	94.3	q	q				94.3	q	q
Province	93.6						93.7		

Average Scores

Percent Passes



* Data from the High School Certification System. The results from supplementary courses are not reflected in these results. All students obtaining a score of 48 or 49 on the final mark, were adjusted to 50 and are reflected in the Final Mark column.

District 4 - Eastern

#249 - Ascension Collegiate, Bay Roberts

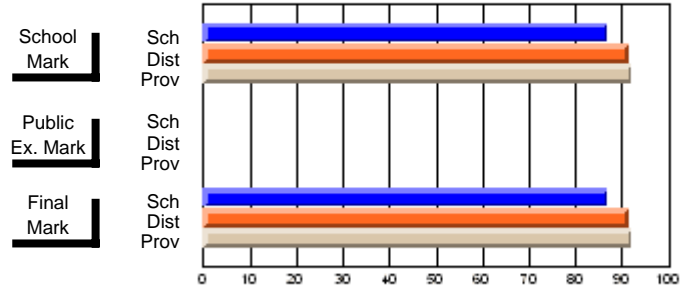
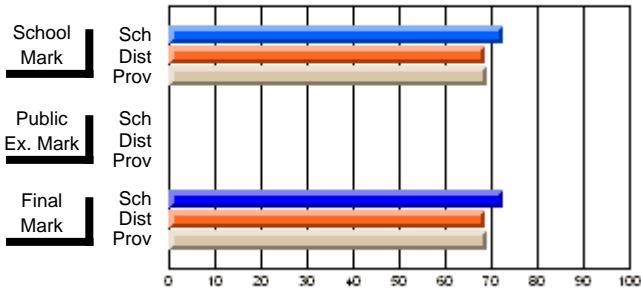
Grades: 10-12

Subject: Science

Course: PHYSICS 2204											
# students in course: 77											
	School Mark	School vs District	School vs Province		Public Exam Mark	School vs District	School vs Province		Final Mark	School vs District	School vs Province
Average Score											
School	72.7								72.7		
District	68.7	P	P						68.7	P	P
Province	69.1								69.1		
Percent of Passes											
School	87.0								87.0		
District	91.4	q	q						91.4	q	q
Province	92.1								92.1		

Average Scores

Percent Passes



* Data from the High School Certification System. The results from supplementary courses are not reflected in these results. All students obtaining a score of 48 or 49 on the final mark, were adjusted to 50 and are reflected in the Final Mark column.

District 4 - Eastern

#249 - Ascension Collegiate, Bay Roberts

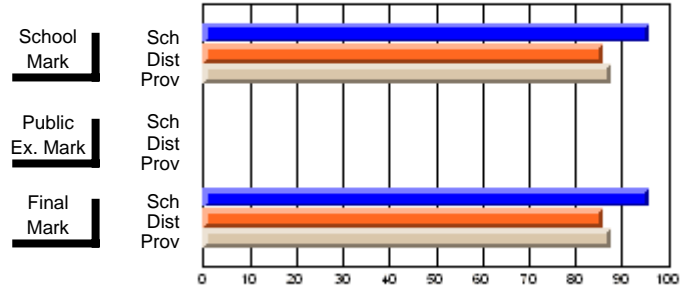
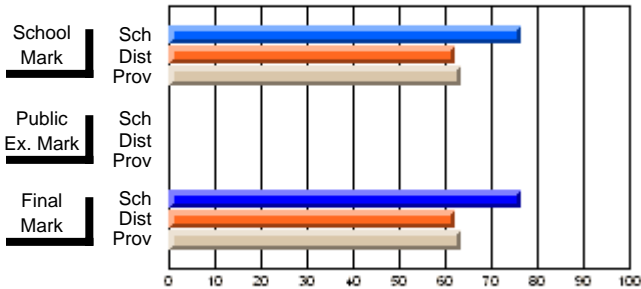
Grades: 10-12

Subject: Science

Course: SCIENCE 3200											
# students in course: 23											
	School Mark	School vs District	School vs Province		Public Exam Mark	School vs District	School vs Province		Final Mark	School vs District	School vs Province
Average Score	76.5								76.5		
School	62.1	P	P						62.1	P	P
District	63.4								63.4		
Province											
Percent of Passes	95.7								95.7		
School	86.0	P	P						86.0	P	P
District	87.7								87.7		
Province											

Average Scores

Percent Passes



* Data from the High School Certification System. The results from supplementary courses are not reflected in these results. All students obtaining a score of 48 or 49 on the final mark, were adjusted to 50 and are reflected in the Final Mark column.

District 4 - Eastern

#249 - Ascension Collegiate, Bay Roberts

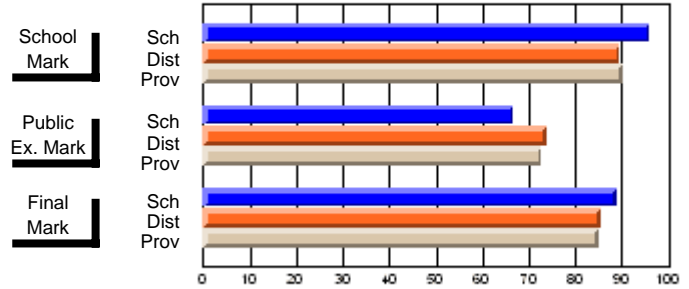
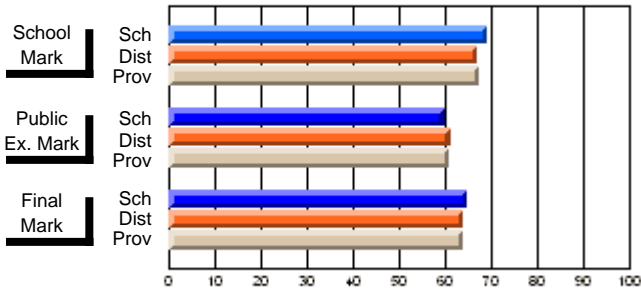
Grades: 10-12

Subject: Science

Course: BIOLOGY 3201									
# students in course: 99									
	School Mark	School vs District	School vs Province	Public Exam Mark	School vs District	School vs Province	Final Mark	School vs District	School vs Province
Average Score									
School	69.0			59.7			64.8		
District	66.9	P	P	61.0	q	q	63.9	P	P
Province	67.4			60.8			63.9		
Percent of Passes									
School	96.0			66.7			88.9		
District	89.5	P	P	73.8	q	q	85.3	P	P
Province	90.3			72.8			85.0		

Average Scores

Percent Passes



* Data from the High School Certification System. The results from supplementary courses are not reflected in these results. All students obtaining a score of 48 or 49 on the final mark, were adjusted to 50 and are reflected in the Final Mark column.

District 4 - Eastern

#249 - Ascension Collegiate, Bay Roberts

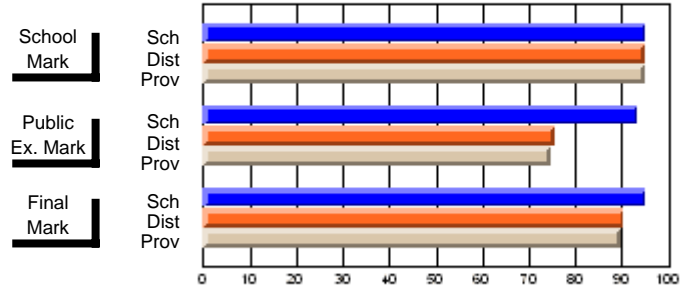
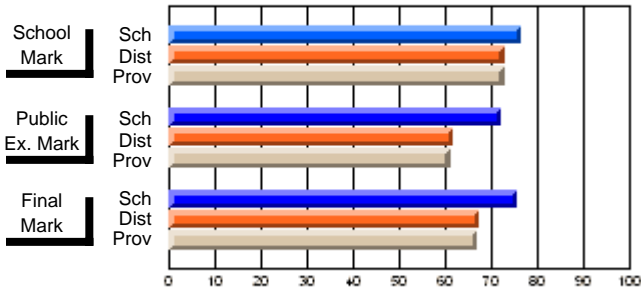
Grades: 10-12

Subject: Science

Course: CHEMISTRY 3202											
# students in course: 61											
	School Mark	School vs District	School vs Province		Public Exam Mark	School vs District	School vs Province		Final Mark	School vs District	School vs Province
Average Score											
School	76.5				72.3				75.6		
District	72.8	P	P		61.6	P	P		67.5	P	P
Province	72.8				61.1				67.1		
Percent of Passes											
School	95.1				93.4				95.1		
District	95.0	P	P		75.7	P	P		90.4	P	P
Province	95.0				74.6				89.8		

Average Scores

Percent Passes



* Data from the High School Certification System. The results from supplementary courses are not reflected in these results. All students obtaining a score of 48 or 49 on the final mark, were adjusted to 50 and are reflected in the Final Mark column.

District 4 - Eastern

#249 - Ascension Collegiate, Bay Roberts

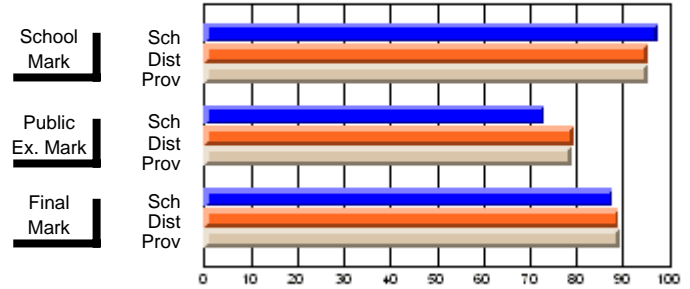
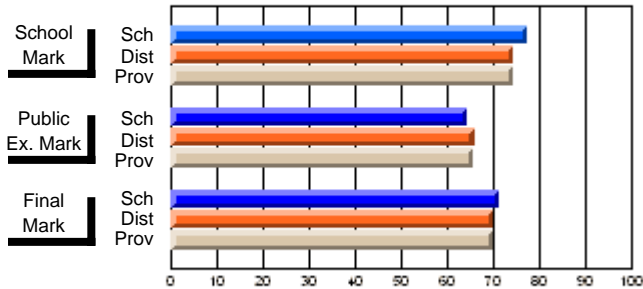
Grades: 10-12

Subject: Science

Course: PHYSICS 3204											
# students in course: 41											
	School Mark	School vs District	School vs Province		Public Exam Mark	School vs District	School vs Province		Final Mark	School vs District	School vs Province
Average Score											
School	77.3				64.3				71.1		
District	74.3	P	P		65.8	q	q		70.1	P	P
Province	74.4				65.6				70.0		
Percent of Passes											
School	97.6				73.2				87.8		
District	95.5	P	P		79.4	q	q		89.1	q	q
Province	95.2				79.0				89.2		

Average Scores

Percent Passes



* Data from the High School Certification System. The results from supplementary courses are not reflected in these results. All students obtaining a score of 48 or 49 on the final mark, were adjusted to 50 and are reflected in the Final Mark column.

District 4 - Eastern

#249 - Ascension Collegiate, Bay Roberts

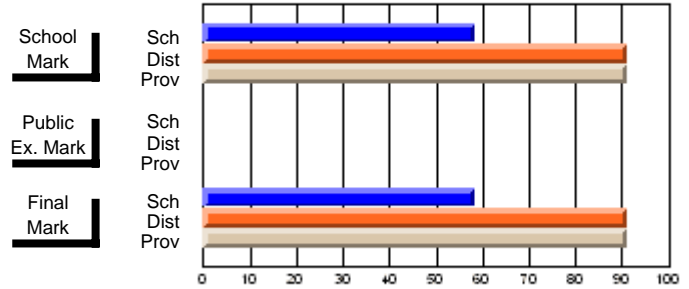
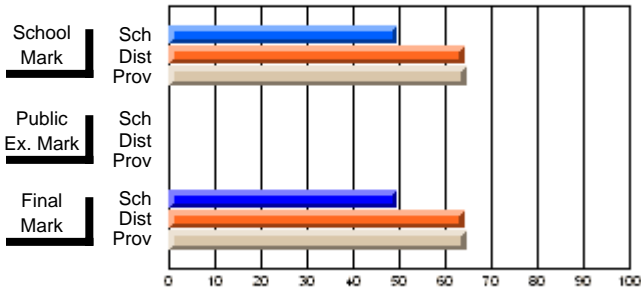
Grades: 10-12

Subject: Science

Course: ENVIRONMENTAL SCIENCE 3205											
# students in course: 60											
	School Mark	School vs District	School vs Province		Public Exam Mark	School vs District	School vs Province		Final Mark	School vs District	School vs Province
Average Score											
School	49.6								49.6		
District	64.1	q	q						64.1	q	q
Province	64.5								64.5		
Percent of Passes											
School	58.3								58.3		
District	91.2	q	q						91.2	q	q
Province	90.9								90.9		

Average Scores

Percent Passes



* Data from the High School Certification System. The results from supplementary courses are not reflected in these results. All students obtaining a score of 48 or 49 on the final mark, were adjusted to 50 and are reflected in the Final Mark column.

District 4 - Eastern

#249 - Ascension Collegiate, Bay Roberts

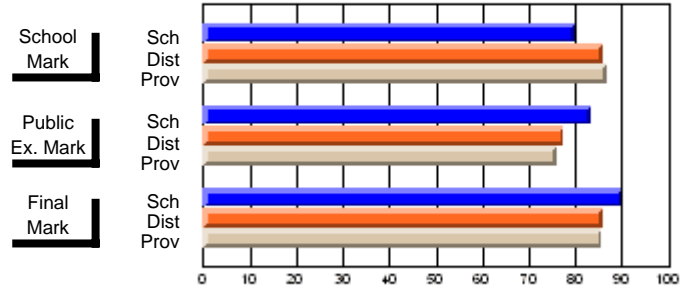
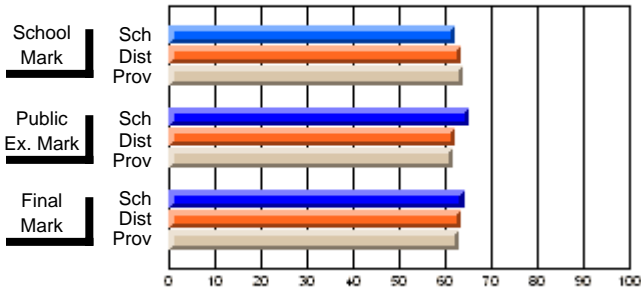
Grades: 10-12

Subject: Science

Course: EARTH SYSTEMS 3209									
# students in course: 30									
	School Mark	School vs District	School vs Province	Public Exam Mark	School vs District	School vs Province	Final Mark	School vs District	School vs Province
Average Score									
School	62.2			65.2			64.1		
District	63.5	q	q	62.1	p	p	63.5	p	p
Province	63.8			61.6			63.2		
Percent of Passes									
School	80.0			83.3			90.0		
District	85.9	q	q	77.5	p	p	86.0	p	p
Province	86.6			76.0			85.7		

Average Scores

Percent Passes



* Data from the High School Certification System. The results from supplementary courses are not reflected in these results. All students obtaining a score of 48 or 49 on the final mark, were adjusted to 50 and are reflected in the Final Mark column.

District 4 - Eastern

#249 - Ascension Collegiate, Bay Roberts

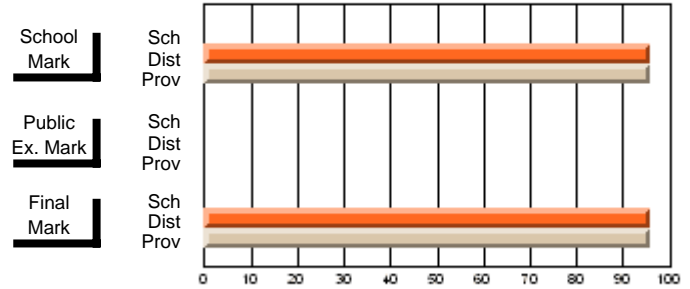
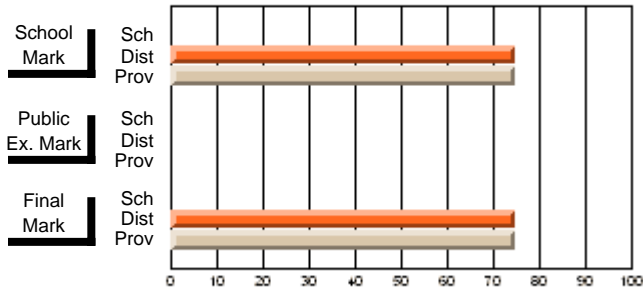
Grades: 10-12

Subject: Science

Course: BIOLOGY (AP) 4221				School data has 5 or fewer students. Data withheld for reasons of confidentiality.								
# students in course: 3				School Mark			Public Exam Mark			Final Mark		
					School vs District	School vs Province		School vs District	School vs Province		School vs District	School vs Province
Average Score												
School												
District				74.7	q	q				74.7	q	q
Province				74.7						74.7		
Percent of Passes												
School												
District				95.7	p	p				95.7	p	p
Province				95.7						95.7		

Average Scores

Percent Passes



* Data from the High School Certification System. The results from supplementary courses are not reflected in these results. All students obtaining a score of 48 or 49 on the final mark, were adjusted to 50 and are reflected in the Final Mark column.

District 4 - Eastern

#249 - Ascension Collegiate, Bay Roberts

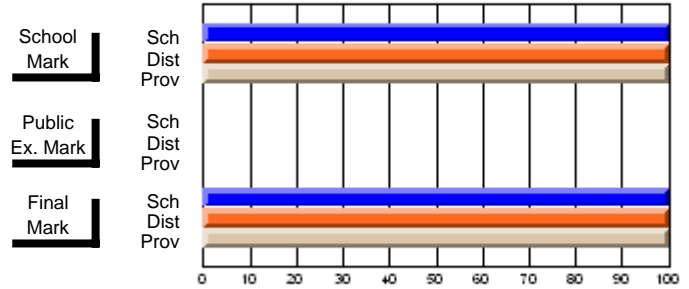
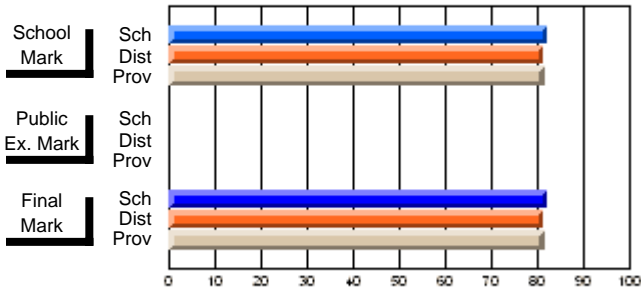
Grades: 10-12

Subject: Science

Course: CHEMISTRY(AP) 4222									
# students in course: 11									
	School Mark	School vs District	School vs Province	Public Exam Mark	School vs District	School vs Province	Final Mark	School vs District	School vs Province
Average Score	82.2						82.2		
School	82.2						82.2		
District	81.4	P	P				81.4	P	P
Province	81.5						81.5		
Percent of Passes	100.0						100.0		
School	100.0						100.0		
District	100.0	P	P				100.0	P	P
Province	100.0						100.0		

Average Scores

Percent Passes



* Data from the High School Certification System. The results from supplementary courses are not reflected in these results. All students obtaining a score of 48 or 49 on the final mark, were adjusted to 50 and are reflected in the Final Mark column.

District 4 - Eastern

#249 - Ascension Collegiate, Bay Roberts

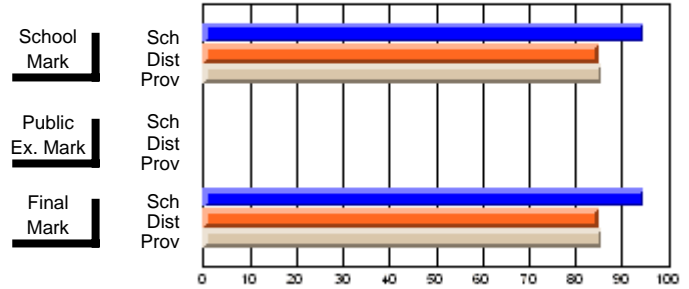
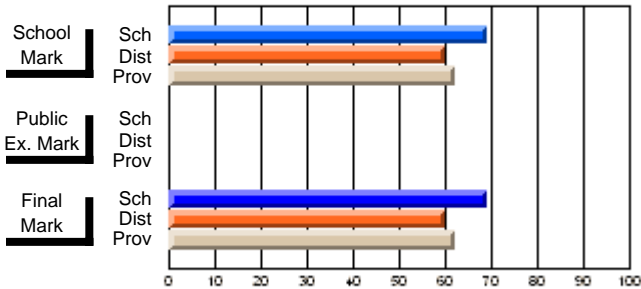
Grades: 10-12

Subject: English Language

Course: ENGLISH 1200											
# students in course: 19											
	School Mark	School vs District	School vs Province		Public Exam Mark	School vs District	School vs Province		Final Mark	School vs District	School vs Province
Average Score	69.0								69.0		
School	69.0								69.0		
District	60.0	P	P						60.0	P	P
Province	62.1								62.1		
Percent of Passes	94.7								94.7		
School	94.7								94.7		
District	85.0	P	P						85.0	P	P
Province	85.7								85.7		

Average Scores

Percent Passes



* Data from the High School Certification System. The results from supplementary courses are not reflected in these results. All students obtaining a score of 48 or 49 on the final mark, were adjusted to 50 and are reflected in the Final Mark column.

District 4 - Eastern

#249 - Ascension Collegiate, Bay Roberts

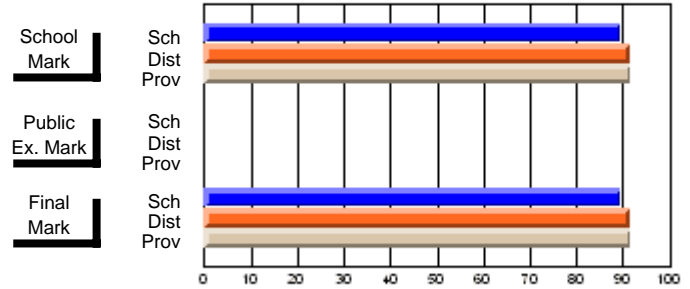
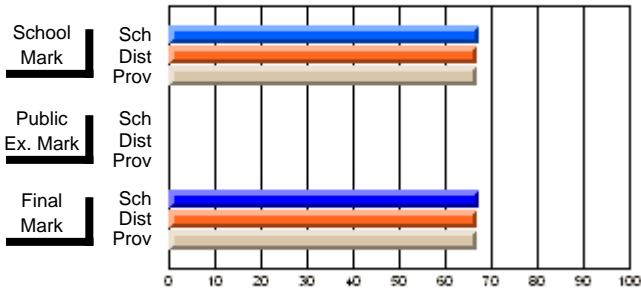
Grades: 10-12

Subject: English Language

Course: ENGLISH 1201									
# students in course: 172									
	School Mark	School vs District	School vs Province	Public Exam Mark	School vs District	School vs Province	Final Mark	School vs District	School vs Province
Average Score									
School	67.5						67.5		
District	67.0	P	P				67.0	P	P
Province	67.1						67.1		
Percent of Passes									
School	89.5						89.5		
District	91.4	q	q				91.4	q	q
Province	91.7						91.7		

Average Scores

Percent Passes



* Data from the High School Certification System. The results from supplementary courses are not reflected in these results. All students obtaining a score of 48 or 49 on the final mark, were adjusted to 50 and are reflected in the Final Mark column.

District 4 - Eastern

#249 - Ascension Collegiate, Bay Roberts

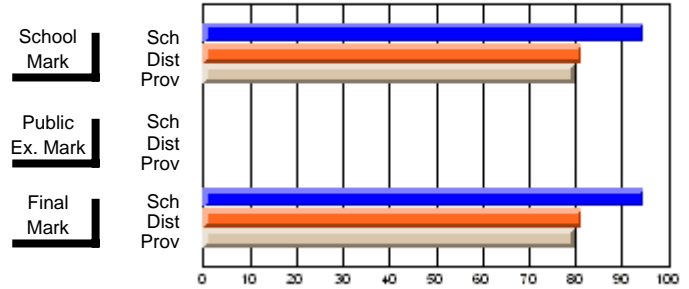
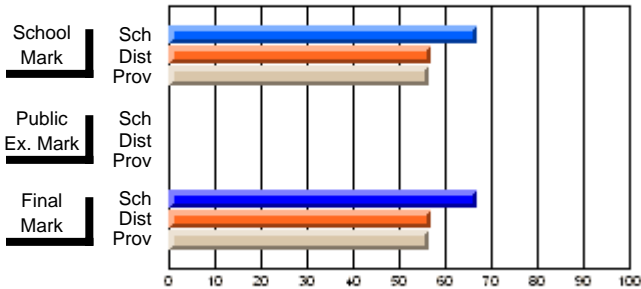
Grades: 10-12

Subject: English Language

Course: ENGLISH 1202									
# students in course: 19									
	School Mark	School vs District	School vs Province	Public Exam Mark	School vs District	School vs Province	Final Mark	School vs District	School vs Province
Average Score									
School	66.7						66.7		
District	57.1	P	P				57.1	P	P
Province	56.5						56.5		
Percent of Passes									
School	94.7						94.7		
District	81.4	P	P				81.4	P	P
Province	80.0						80.0		

Average Scores

Percent Passes



* Data from the High School Certification System. The results from supplementary courses are not reflected in these results. All students obtaining a score of 48 or 49 on the final mark, were adjusted to 50 and are reflected in the Final Mark column.

District 4 - Eastern

#249 - Ascension Collegiate, Bay Roberts

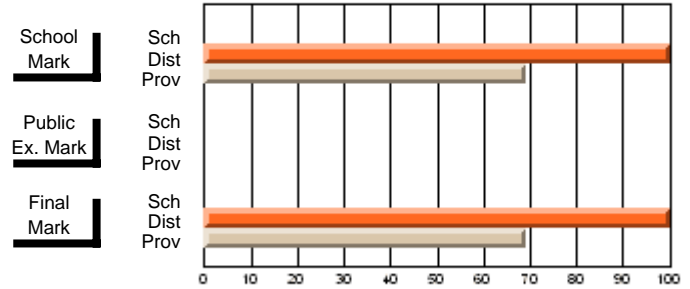
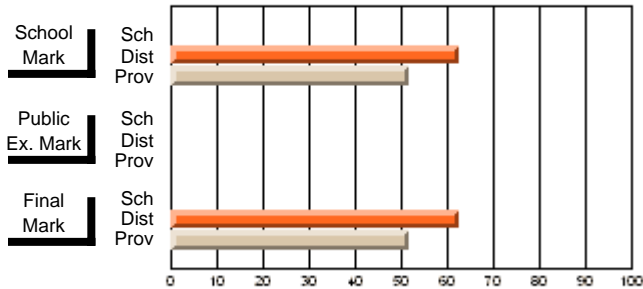
Grades: 10-12

Subject: English Language

Course: ENGLISH 1260			School data has 5 or fewer students. Data withheld for reasons of confidentiality.						
# students in course: 1	School Mark	School vs District	School vs Province	Public Exam Mark	School vs District	School vs Province	Final Mark	School vs District	School vs Province
Average Score									
School									
District	62.5	q	P				62.5	q	P
Province	51.6						51.6		
Percent of Passes									
School									
District	100.0	P	P				100.0	P	P
Province	69.2						69.2		

Average Scores

Percent Passes



* Data from the High School Certification System. The results from supplementary courses are not reflected in these results. All students obtaining a score of 48 or 49 on the final mark, were adjusted to 50 and are reflected in the Final Mark column.

District 4 - Eastern

#249 - Ascension Collegiate, Bay Roberts

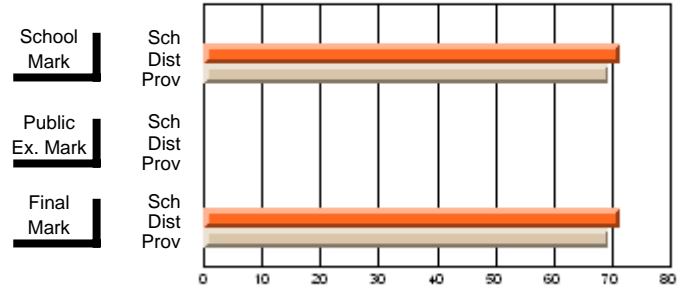
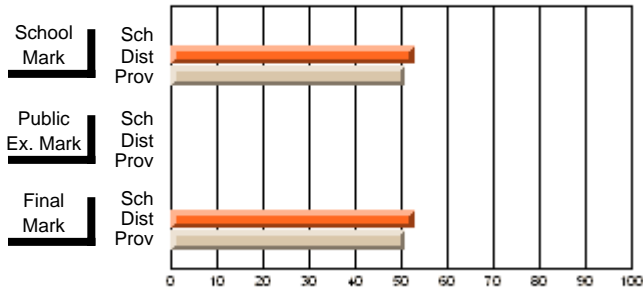
Grades: 10-12

Subject: English Language

Course: ENGLISH LANGUAGE ARTS(M) 1262				School data has 5 or fewer students. Data withheld for reasons of confidentiality.					
# students in course: 2									
	School Mark	School vs District	School vs Province	Public Exam Mark	School vs District	School vs Province	Final Mark	School vs District	School vs Province
Average Score									
School									
District	52.8	P	P				52.8	P	P
Province	50.7						50.7		
Percent of Passes									
School									
District	71.4	P	P				71.4	P	P
Province	69.6						69.6		

Average Scores

Percent Passes



* Data from the High School Certification System. The results from supplementary courses are not reflected in these results. All students obtaining a score of 48 or 49 on the final mark, were adjusted to 50 and are reflected in the Final Mark column.

District 4 - Eastern

#249 - Ascension Collegiate, Bay Roberts

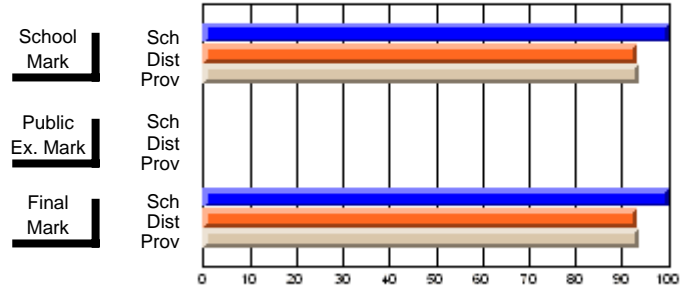
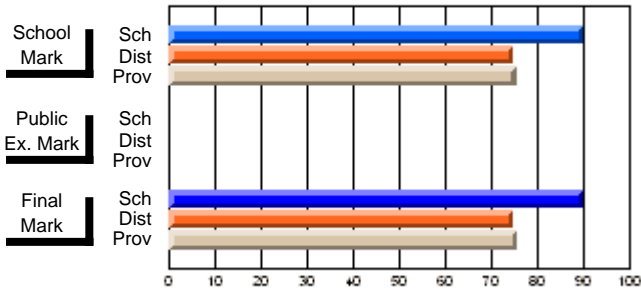
Grades: 10-12

Subject: English Language

Course: THEATRE ARTS 2200														
# students in course: 48														
		School Mark	School vs District	School vs Province			Public Exam Mark	School vs District	School vs Province			Final Mark	School vs District	School vs Province
Average Score		89.8										89.8		
School		74.6	P	P								74.6	P	P
District		75.4										75.4		
Province														
Percent of Passes		100.0										100.0		
School		93.3	P	P								93.3	P	P
District		93.6										93.6		
Province														

Average Scores

Percent Passes



* Data from the High School Certification System. The results from supplementary courses are not reflected in these results. All students obtaining a score of 48 or 49 on the final mark, were adjusted to 50 and are reflected in the Final Mark column.

District 4 - Eastern

#249 - Ascension Collegiate, Bay Roberts

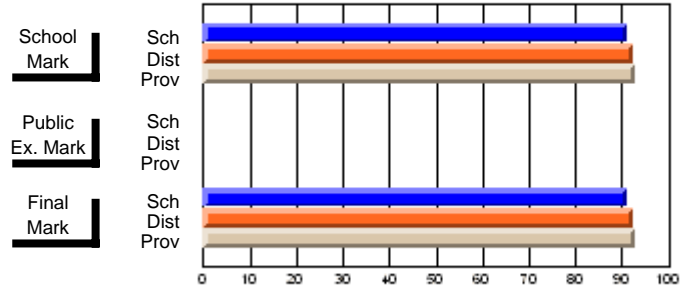
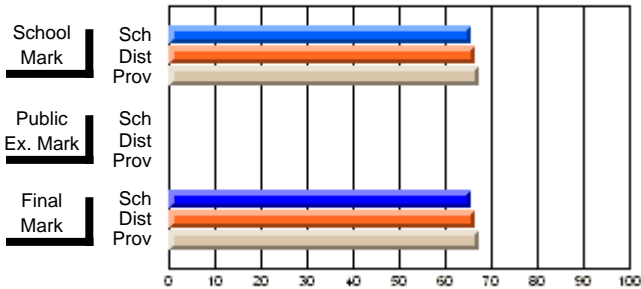
Grades: 10-12

Subject: English Language

Course: ENGLISH 2201											
# students in course: 197											
		School Mark	School vs District	School vs Province	Public Exam Mark		School vs District	School vs Province	Final Mark	School vs District	School vs Province
Average Score		65.8							65.8		
School		65.8							65.8		
District		66.5	q	q					66.5	q	q
Province		67.2							67.2		
Percent of Passes		90.9							90.9		
School		90.9							90.9		
District		92.2	q	q					92.2	q	q
Province		92.9							92.9		

Average Scores

Percent Passes



* Data from the High School Certification System. The results from supplementary courses are not reflected in these results. All students obtaining a score of 48 or 49 on the final mark, were adjusted to 50 and are reflected in the Final Mark column.

District 4 - Eastern

#249 - Ascension Collegiate, Bay Roberts

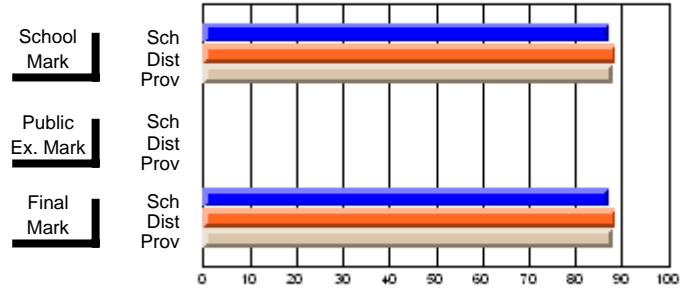
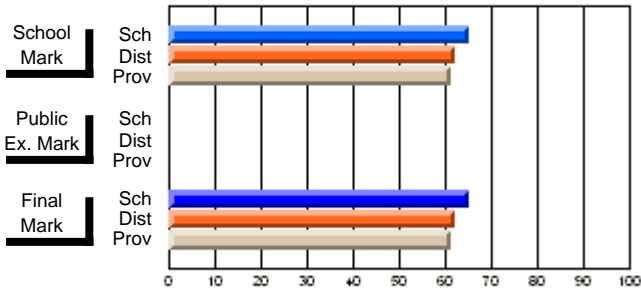
Grades: 10-12

Subject: English Language

Course: ENGLISH 2202									
# students in course: 55									
	School Mark	School vs District	School vs Province	Public Exam Mark	School vs District	School vs Province	Final Mark	School vs District	School vs Province
Average Score									
School	65.2						65.2		
District	62.1	P	P				62.1	P	P
Province	61.2						61.2		
Percent of Passes									
School	87.3						87.3		
District	88.7	q	q				88.7	q	q
Province	87.9						87.9		

Average Scores

Percent Passes



* Data from the High School Certification System. The results from supplementary courses are not reflected in these results. All students obtaining a score of 48 or 49 on the final mark, were adjusted to 50 and are reflected in the Final Mark column.

District 4 - Eastern

#249 - Ascension Collegiate, Bay Roberts

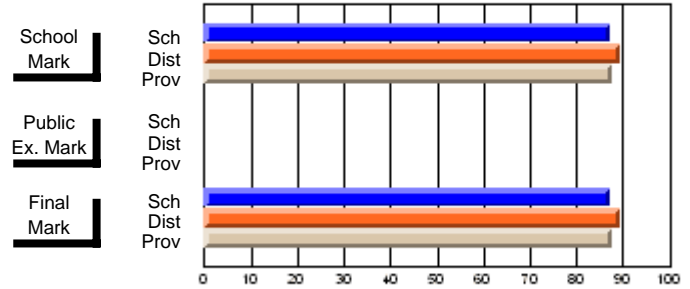
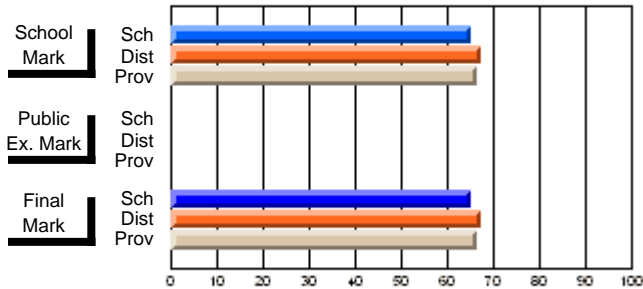
Grades: 10-12

Subject: English Language

Course: WRITING 2203														
# students in course: 85														
		School Mark	School vs District	School vs Province			Public Exam Mark	School vs District	School vs Province			Final Mark	School vs District	School vs Province
Average Score														
School		65.1										65.1		
District		67.2	q	q								67.2	q	q
Province		66.5										66.5		
Percent of Passes														
School		87.1										87.1		
District		89.3	q	q								89.3	q	q
Province		87.7										87.7		

Average Scores

Percent Passes



* Data from the High School Certification System. The results from supplementary courses are not reflected in these results. All students obtaining a score of 48 or 49 on the final mark, were adjusted to 50 and are reflected in the Final Mark column.

District 4 - Eastern

#249 - Ascension Collegiate, Bay Roberts

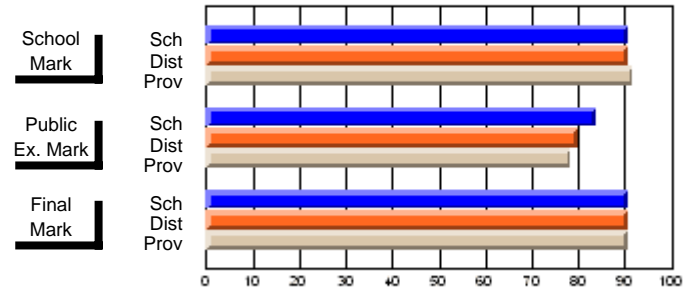
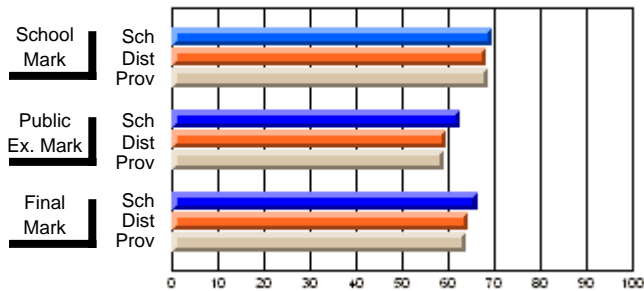
Grades: 10-12

Subject: English Language

Course: ENGLISH LANGUAGE ARTS 3201									
# students in course: 117	School Mark	School vs District	School vs Province	Public Exam Mark	School vs District	School vs Province	Final Mark	School vs District	School vs Province
Average Score									
School	69.5			62.5			66.3		
District	68.3	P	P	59.7	P	P	64.2	P	P
Province	68.6			58.9			63.7		
Percent of Passes									
School	90.6			83.8			90.6		
District	90.7	q	q	79.8	P	P	90.5	P	q
Province	91.7			78.3			90.7		

Average Scores

Percent Passes



* Data from the High School Certification System. The results from supplementary courses are not reflected in these results. All students obtaining a score of 48 or 49 on the final mark, were adjusted to 50 and are reflected in the Final Mark column.

District 4 - Eastern

#249 - Ascension Collegiate, Bay Roberts

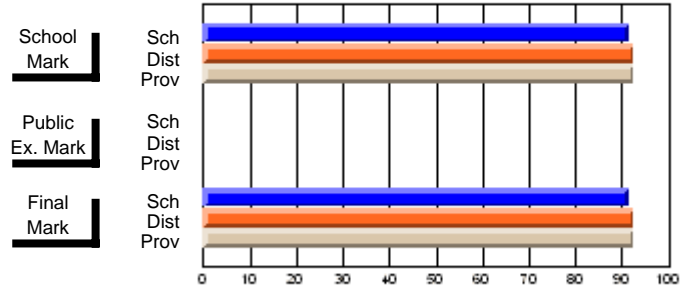
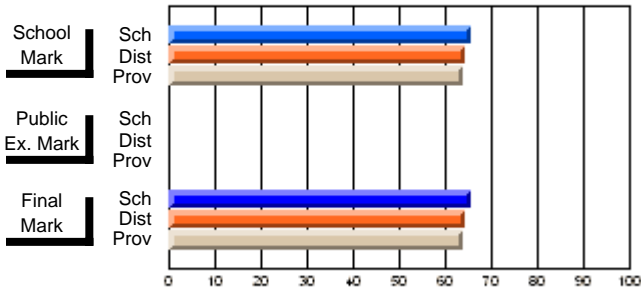
Grades: 10-12

Subject: English Language

Course: ENGLISH LANGUAGE ARTS 3202			
# students in course: 71			
School Mark	School vs District	School vs Province	
Average Score			
School	65.6		
District	64.4	P	P
Province	63.7		
Percent of Passes			
School	91.5		
District	92.6	q	q
Province	92.5		

Average Scores

Percent Passes



* Data from the High School Certification System. The results from supplementary courses are not reflected in these results. All students obtaining a score of 48 or 49 on the final mark, were adjusted to 50 and are reflected in the Final Mark column.

District 4 - Eastern

#249 - Ascension Collegiate, Bay Roberts

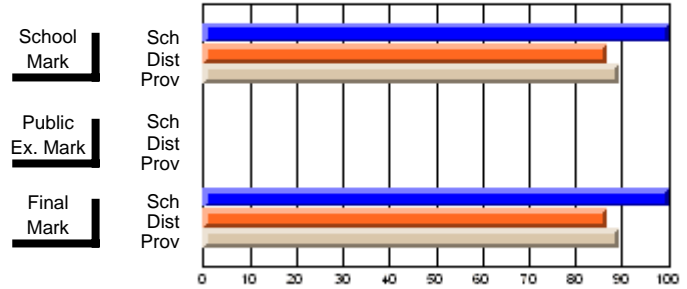
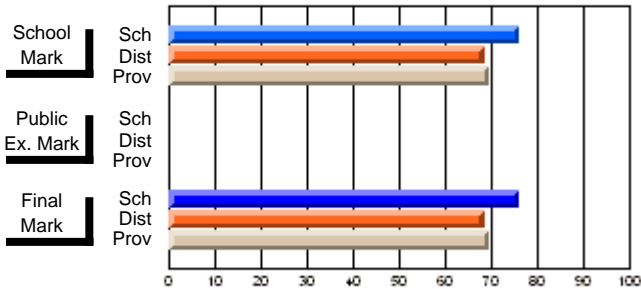
Grades: 10-12

Subject: English Language

Course: FOLK LITERATURE 3203									
# students in course: 9									
	School Mark		School vs District	School vs Province		Public Exam Mark		School vs District	School vs Province
<u>Average Score</u>									
School	76.0								
District	68.4	P		P				P	P
Province	69.4								
<u>Percent of Passes</u>									
School	100.0								
District	86.8	P		P				P	P
Province	89.2								

Average Scores

Percent Passes



* Data from the High School Certification System. The results from supplementary courses are not reflected in these results. All students obtaining a score of 48 or 49 on the final mark, were adjusted to 50 and are reflected in the Final Mark column.

District 4 - Eastern

#249 - Ascension Collegiate, Bay Roberts

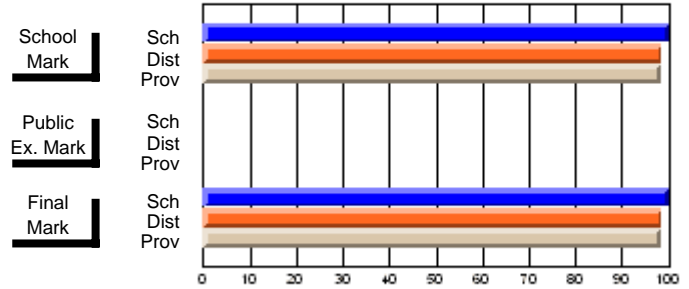
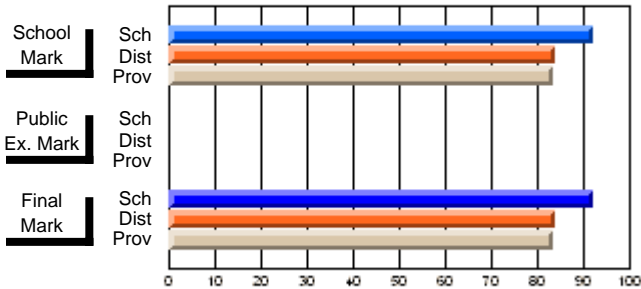
Grades: 10-12

Subject: English Language

Course: THEATRE ARTS 3220											
# students in course: 20											
	School Mark	School vs District	School vs Province		Public Exam Mark	School vs District	School vs Province		Final Mark	School vs District	School vs Province
Average Score											
School	92.2								92.2		
District	84.0	P	P						84.0	P	P
Province	83.5								83.5		
Percent of Passes											
School	100.0								100.0		
District	98.6	P	P						98.6	P	P
Province	98.4								98.4		

Average Scores

Percent Passes



* Data from the High School Certification System. The results from supplementary courses are not reflected in these results. All students obtaining a score of 48 or 49 on the final mark, were adjusted to 50 and are reflected in the Final Mark column.

District 4 - Eastern

#249 - Ascension Collegiate, Bay Roberts

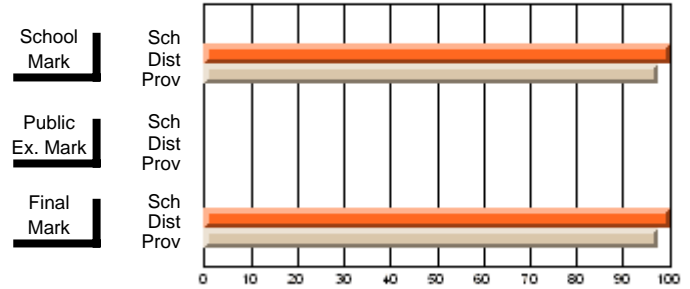
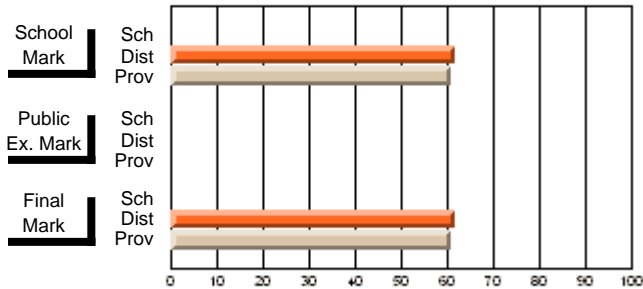
Grades: 10-12

Subject: English Language

Course: ENGLISH LANGUAGE ARTS(M) 3262				School data has 5 or fewer students. Data withheld for reasons of confidentiality.			
# students in course: 1				Public Exam Mark			
	School Mark	School vs District	School vs Province		School vs District	School vs Province	Final Mark
Average Score							
School							
District	61.9	q	q				61.9
Province	60.9						60.9
Percent of Passes							
School							
District	100.0	p	p				100.0
Province	97.4						97.4

Average Scores

Percent Passes



* Data from the High School Certification System. The results from supplementary courses are not reflected in these results. All students obtaining a score of 48 or 49 on the final mark, were adjusted to 50 and are reflected in the Final Mark column.

District 4 - Eastern

#253 - Carbonear Collegiate, Carbonear

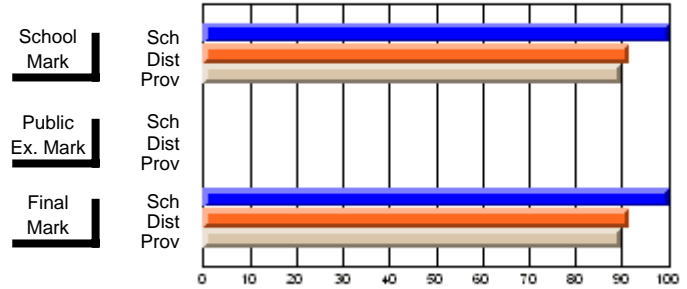
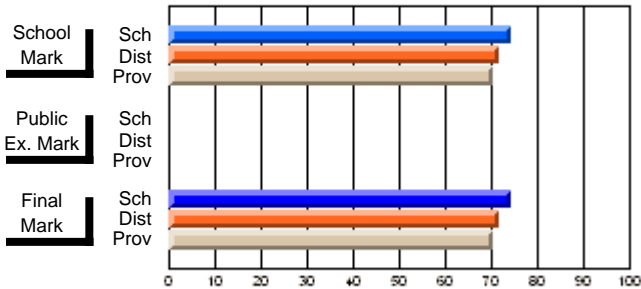
Grades: 10-12

Subject: Art

Course: ART TECHNOLOGIES 1201									
# students in course: 16									
	School Mark	School vs District	School vs Province	Public Exam Mark	School vs District	School vs Province	Final Mark	School vs District	School vs Province
Average Score	74.3						74.3		
School	74.3						74.3		
District	71.7	P	P				71.7	P	P
Province	70.3						70.3		
Percent of Passes	100.0						100.0		
School	100.0						100.0		
District	91.5	P	P				91.5	P	P
Province	89.7						89.7		

Average Scores

Percent Passes



* Data from the High School Certification System. The results from supplementary courses are not reflected in these results. All students obtaining a score of 48 or 49 on the final mark, were adjusted to 50 and are reflected in the Final Mark column.

District 4 - Eastern

#253 - Carbonear Collegiate, Carbonear

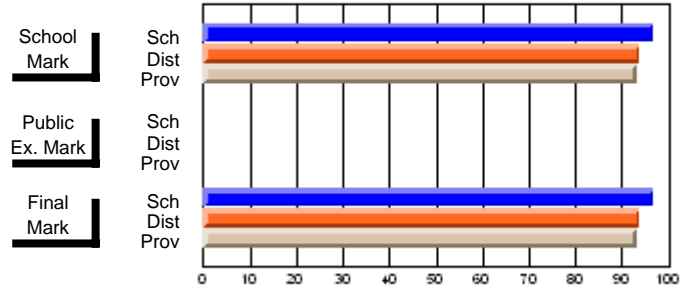
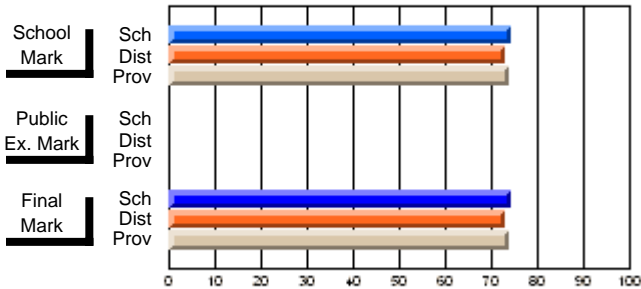
Grades: 10-12

Subject: Art

Course: ART & DESIGN 2200									
# students in course: 32									
	School Mark	School vs District	School vs Province	Public Exam Mark	School vs District	School vs Province	Final Mark	School vs District	School vs Province
Average Score									
School	74.3						74.3		
District	72.8	P	P				72.8	P	P
Province	73.9						73.9		
Percent of Passes									
School	96.9						96.9		
District	93.8	P	P				93.8	P	P
Province	93.2						93.2		

Average Scores

Percent Passes



* Data from the High School Certification System. The results from supplementary courses are not reflected in these results. All students obtaining a score of 48 or 49 on the final mark, were adjusted to 50 and are reflected in the Final Mark column.

District 4 - Eastern

#253 - Carbonear Collegiate, Carbonear

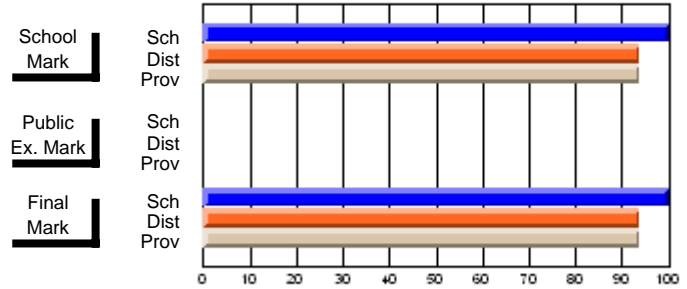
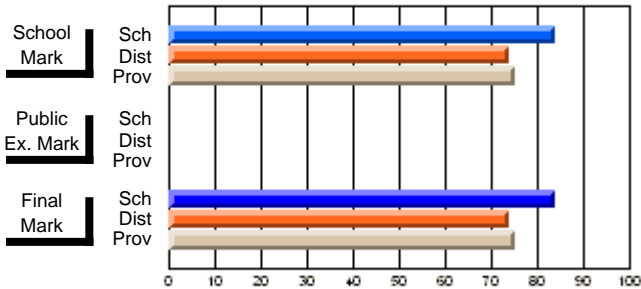
Grades: 10-12

Subject: Art

Course: ART & DESIGN 3200									
# students in course: 10									
	School Mark	School vs District	School vs Province	Public Exam Mark	School vs District	School vs Province	Final Mark	School vs District	School vs Province
Average Score	84.0						84.0		
School	84.0						84.0		
District	73.7	P	P				73.7	P	P
Province	75.1						75.1		
Percent of Passes	100.0						100.0		
School	100.0						100.0		
District	93.8	P	P				93.8	P	P
Province	93.8						93.8		

Average Scores

Percent Passes



* Data from the High School Certification System. The results from supplementary courses are not reflected in these results. All students obtaining a score of 48 or 49 on the final mark, were adjusted to 50 and are reflected in the Final Mark column.

District 4 - Eastern

#253 - Carbonear Collegiate, Carbonear

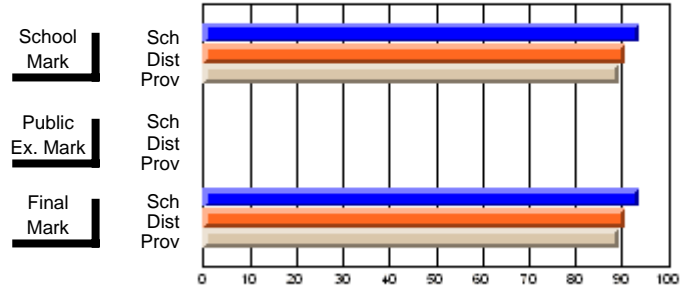
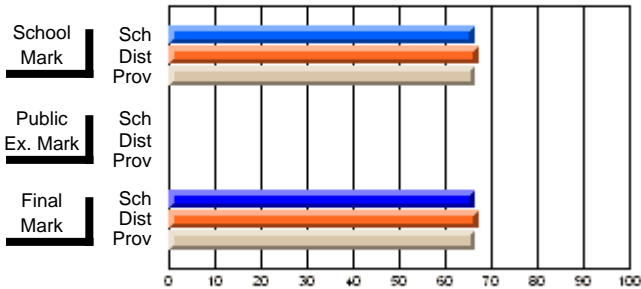
Grades: 10-12

Subject: Enterprise Education

Course: CONSUMER STUDIES 1202											
# students in course: 47											
	School Mark	School vs District	School vs Province		Public Exam Mark	School vs District	School vs Province		Final Mark	School vs District	School vs Province
Average Score											
School	66.3								66.3		
District	67.1	q	q						67.1	q	q
Province	66.6								66.6		
Percent of Passes											
School	93.6								93.6		
District	90.5	p	p						90.5	p	p
Province	89.2								89.2		

Average Scores

Percent Passes



* Data from the High School Certification System. The results from supplementary courses are not reflected in these results. All students obtaining a score of 48 or 49 on the final mark, were adjusted to 50 and are reflected in the Final Mark column.

District 4 - Eastern

#253 - Carbonear Collegiate, Carbonear

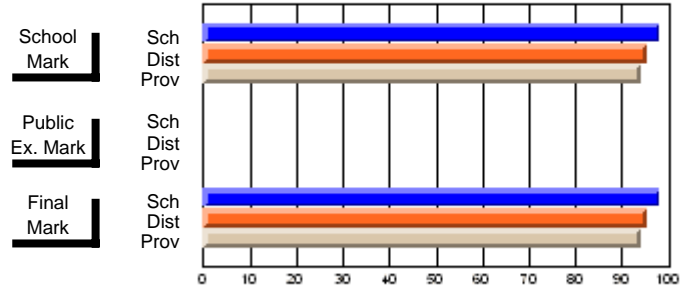
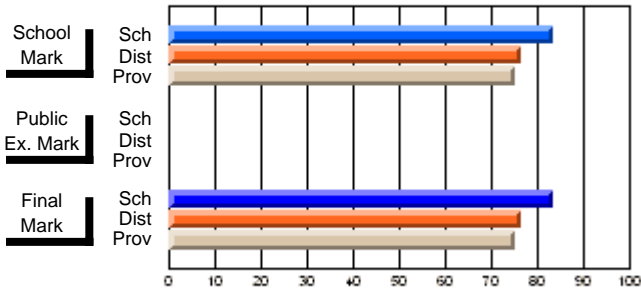
Grades: 10-12

Subject: Enterprise Education

Course: ENTERPRISE 3205									
# students in course: 111									
	School Mark	School vs District	School vs Province	Public Exam Mark	School vs District	School vs Province	Final Mark	School vs District	School vs Province
Average Score									
School	83.4						83.4		
District	76.3	P	P				76.3	P	P
Province	75.3						75.3		
Percent of Passes									
School	98.2						98.2		
District	95.2	P	P				95.2	P	P
Province	94.2						94.2		

Average Scores

Percent Passes



* Data from the High School Certification System. The results from supplementary courses are not reflected in these results. All students obtaining a score of 48 or 49 on the final mark, were adjusted to 50 and are reflected in the Final Mark column.

District 4 - Eastern

#253 - Carbonear Collegiate, Carbonear

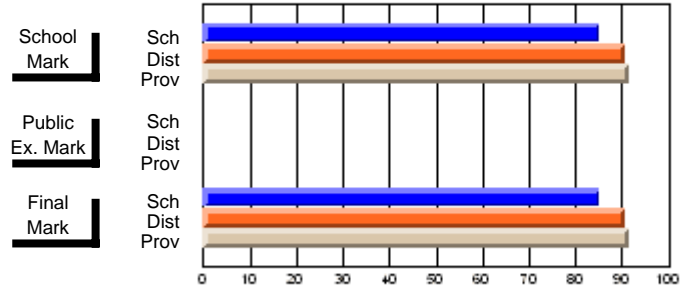
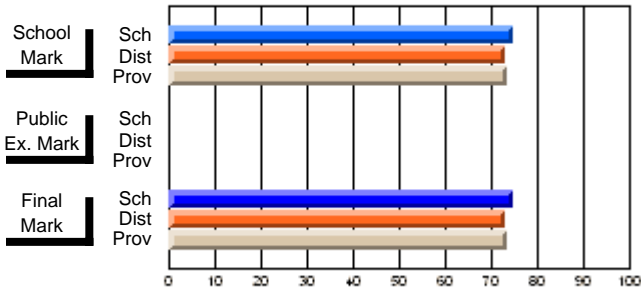
Grades: 10-12

Subject: Family Studies

Course: HUMAN DYNAMICS 2201											
# students in course: 88											
	School Mark	School vs District	School vs Province		Public Exam Mark	School vs District	School vs Province		Final Mark	School vs District	School vs Province
Average Score											
School	74.7								74.7		
District	73.1	P	P						73.1	P	P
Province	73.3								73.3		
Percent of Passes											
School	85.2								85.2		
District	90.5	q	q						90.5	q	q
Province	91.6								91.6		

Average Scores

Percent Passes



* Data from the High School Certification System. The results from supplementary courses are not reflected in these results. All students obtaining a score of 48 or 49 on the final mark, were adjusted to 50 and are reflected in the Final Mark column.

District 4 - Eastern

#253 - Carbonear Collegiate, Carbonear

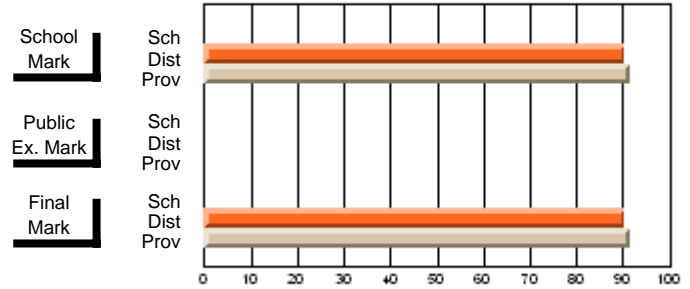
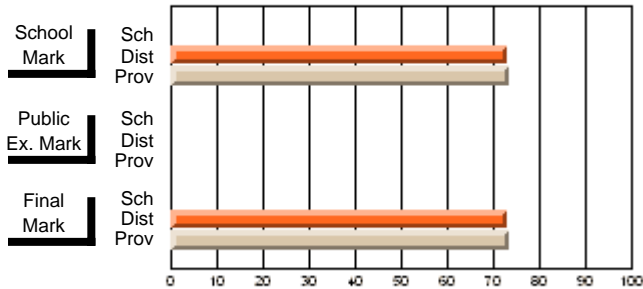
Grades: 10-12

Subject: Family Studies

Course: NUTRITION 3100				School data has 5 or fewer students. Data withheld for reasons of confidentiality.								
# students in course: 1												
				School Mark	School vs District	School vs Province	Public Exam Mark	School vs District	School vs Province	Final Mark	School vs District	School vs Province
<u>Average Score</u>												
School												
District				72.9	P	P				72.9	P	P
Province				73.3						73.3		
<u>Percent of Passes</u>												
School												
District				90.4	P	P				90.4	P	P
Province				91.4						91.4		

Average Scores

Percent Passes



* Data from the High School Certification System. The results from supplementary courses are not reflected in these results. All students obtaining a score of 48 or 49 on the final mark, were adjusted to 50 and are reflected in the Final Mark column.

District 4 - Eastern

#253 - Carbonear Collegiate, Carbonear

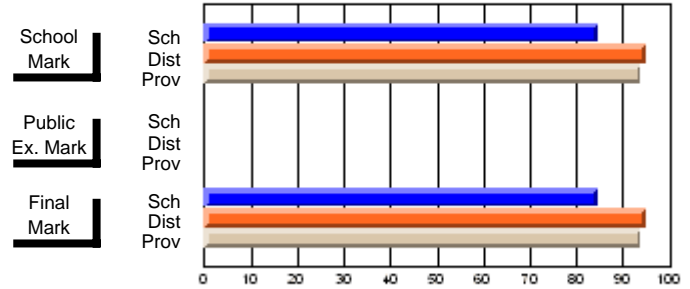
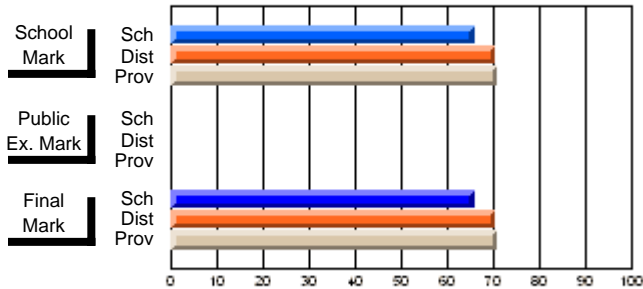
Grades: 10-12

Subject: French

Course: FRENCH 2200											
# students in course: 72											
	School Mark	School vs District	School vs Province		Public Exam Mark	School vs District	School vs Province		Final Mark	School vs District	School vs Province
Average Score	65.9								65.9		
School	70.5	q	q						70.5	q	q
District	70.7								70.7		
Province											
Percent of Passes	84.7								84.7		
School	95.0	q	q						95.0	q	q
District	93.9								93.9		
Province											

Average Scores

Percent Passes



* Data from the High School Certification System. The results from supplementary courses are not reflected in these results. All students obtaining a score of 48 or 49 on the final mark, were adjusted to 50 and are reflected in the Final Mark column.

District 4 - Eastern

#253 - Carbonear Collegiate, Carbonear

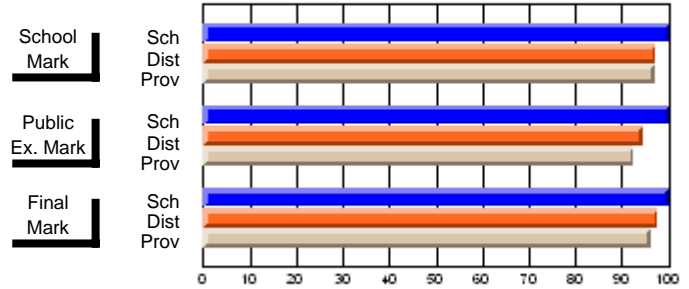
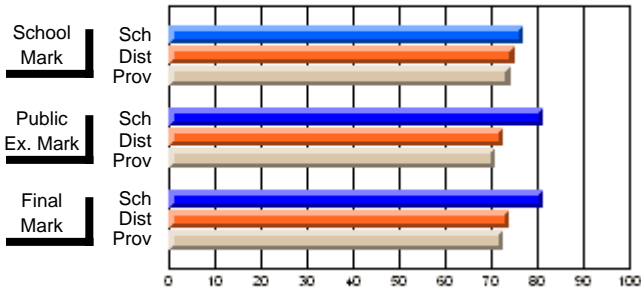
Grades: 10-12

Subject: French

Course: FRENCH 3200									
# students in course: 23									
	School Mark	School vs District	School vs Province	Public Exam Mark	School vs District	School vs Province	Final Mark	School vs District	School vs Province
Average Score									
School	76.8			81.2			81.2		
District	74.9	P	P	72.4	P	P	73.8	P	P
Province	74.1			70.8			72.4		
Percent of Passes									
School	100.0			100.0			100.0		
District	97.3	P	P	94.5	P	P	97.7	P	P
Province	97.2			92.6			96.2		

Average Scores

Percent Passes



* Data from the High School Certification System. The results from supplementary courses are not reflected in these results. All students obtaining a score of 48 or 49 on the final mark, were adjusted to 50 and are reflected in the Final Mark column.

District 4 - Eastern

#253 - Carbonear Collegiate, Carbonear

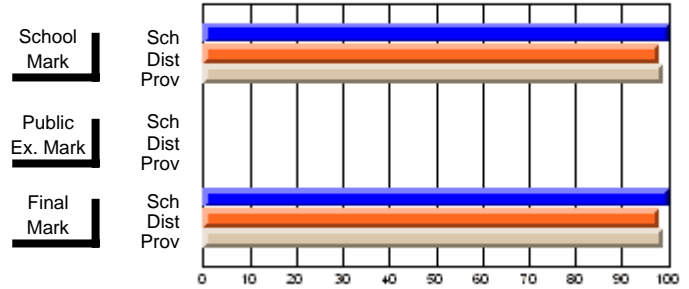
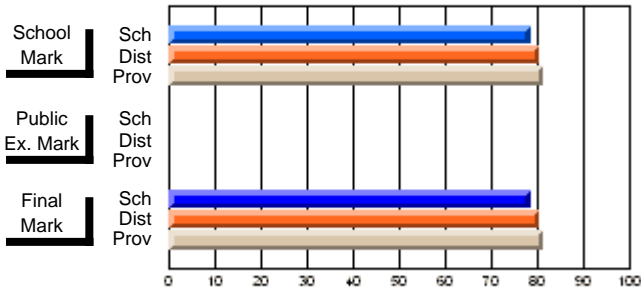
Grades: 10-12

Subject: French

Course: FRENCH 3201									
# students in course: 11									
	School Mark	School vs District	School vs Province	Public Exam Mark	School vs District	School vs Province	Final Mark	School vs District	School vs Province
Average Score	78.5						78.5		
School	80.3	q	q				80.3	q	q
District	81.3						81.3		
Province									
Percent of Passes	100.0						100.0		
School	97.9	P	P				97.9	P	P
District	98.8						98.8		
Province									

Average Scores

Percent Passes



* Data from the High School Certification System. The results from supplementary courses are not reflected in these results. All students obtaining a score of 48 or 49 on the final mark, were adjusted to 50 and are reflected in the Final Mark column.

District 4 - Eastern

#253 - Carbonear Collegiate, Carbonear

Grades: 10-12

Subject: Health

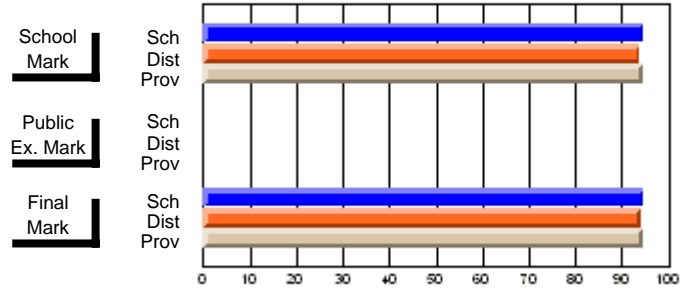
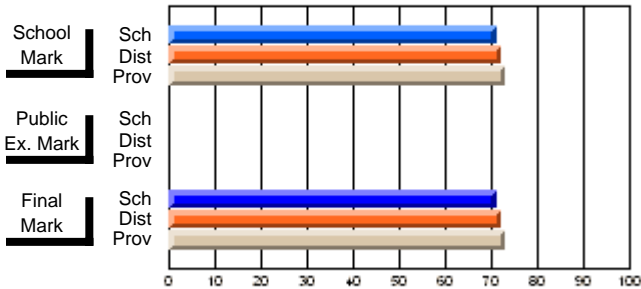
Course: WORK PLACE SAFETY 3220

students in course: 57

	School Mark	School vs District	School vs Province	Public Exam Mark	School vs District	School vs Province	Final Mark	School vs District	School vs Province
Average Score									
School	71.1						71.1		
District	72.2	q	q				72.2	q	q
Province	73.0						73.0		
Percent of Passes									
School	94.7						94.7		
District	93.8	p	p				94.0	p	p
Province	94.6						94.6		

Average Scores

Percent Passes



* Data from the High School Certification System. The results from supplementary courses are not reflected in these results. All students obtaining a score of 48 or 49 on the final mark, were adjusted to 50 and are reflected in the Final Mark column.

District 4 - Eastern

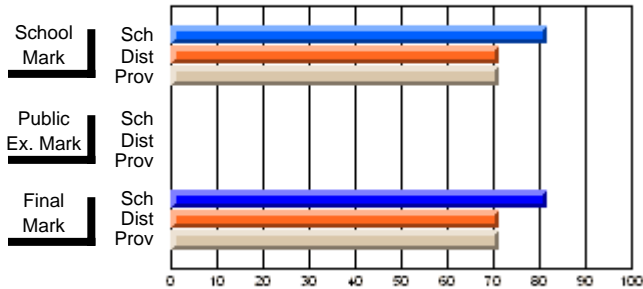
#253 - Carbonear Collegiate, Carbonear

Grades: 10-12

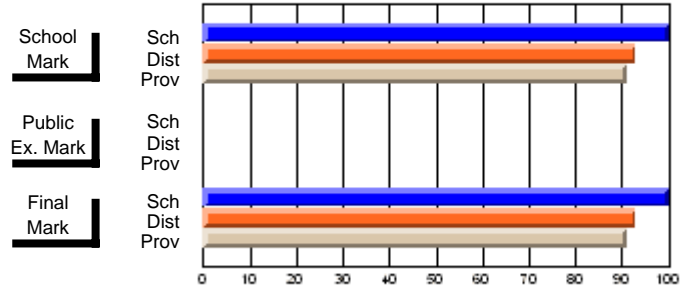
Subject: Technology Education

Course: INTEGRATED SYSTEMS 1205											
# students in course: 22											
	School Mark	School vs District	School vs Province		Public Exam Mark	School vs District	School vs Province		Final Mark	School vs District	School vs Province
Average Score											
School	81.7								81.7		
District	71.2	P	P						71.2	P	P
Province	71.3								71.3		
Percent of Passes											
School	100.0								100.0		
District	93.0	P	P						93.0	P	P
Province	91.2								91.2		

Average Scores



Percent Passes



* Data from the High School Certification System. The results from supplementary courses are not reflected in these results. All students obtaining a score of 48 or 49 on the final mark, were adjusted to 50 and are reflected in the Final Mark column.

District 4 - Eastern

#253 - Carbonear Collegiate, Carbonear

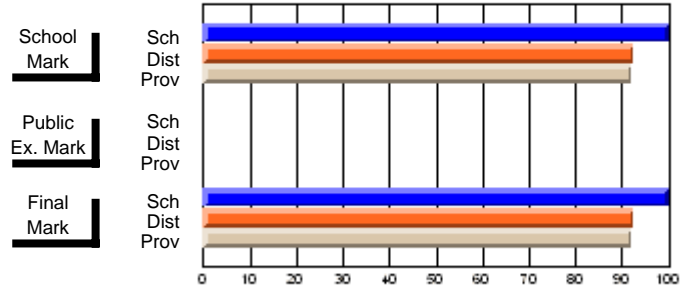
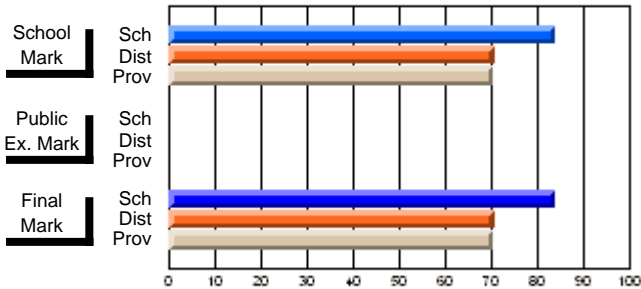
Grades: 10-12

Subject: Technology Education

Course: SKILLED TRADES 1211									
# students in course: 35									
	School Mark	School vs District	School vs Province	Public Exam Mark	School vs District	School vs Province	Final Mark	School vs District	School vs Province
Average Score	83.7						83.7		
School	70.6	P	P				70.6	P	P
District	70.3						70.3		
Province									
Percent of Passes	100.0						100.0		
School	92.6	P	P				92.6	P	P
District	92.1						92.1		
Province									

Average Scores

Percent Passes



* Data from the High School Certification System. The results from supplementary courses are not reflected in these results. All students obtaining a score of 48 or 49 on the final mark, were adjusted to 50 and are reflected in the Final Mark column.

District 4 - Eastern

#253 - Carbonear Collegiate, Carbonear

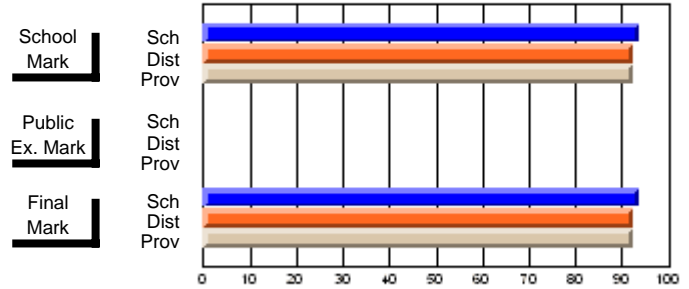
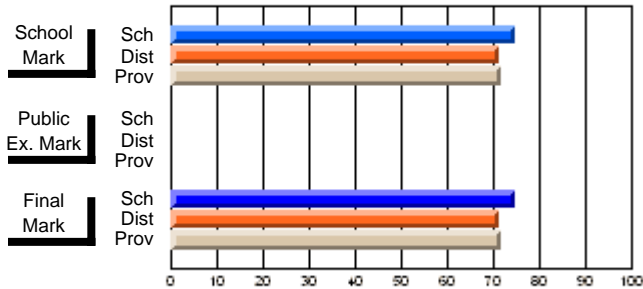
Grades: 10-12

Subject: Technology Education

Course: DESIGN AND FABRICATION 1212											
# students in course: 63											
	School Mark	School vs District	School vs Province		Public Exam Mark	School vs District	School vs Province		Final Mark	School vs District	School vs Province
Average Score											
School	74.6								74.6		
District	71.4	P	P						71.4	P	P
Province	71.6								71.6		
Percent of Passes											
School	93.7								93.7		
District	92.2	P	P						92.2	P	P
Province	92.3								92.3		

Average Scores

Percent Passes



* Data from the High School Certification System. The results from supplementary courses are not reflected in these results. All students obtaining a score of 48 or 49 on the final mark, were adjusted to 50 and are reflected in the Final Mark column.

District 4 - Eastern

#253 - Carbonear Collegiate, Carbonear

Grades: 10-12

Subject: Technology Education

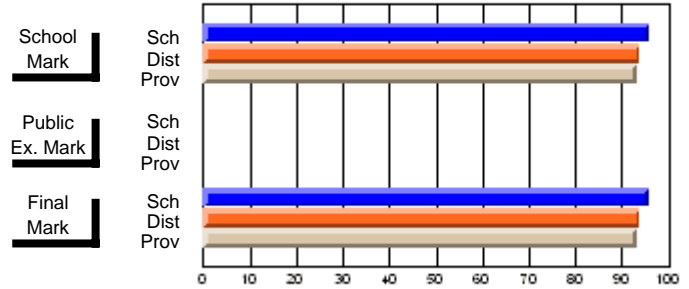
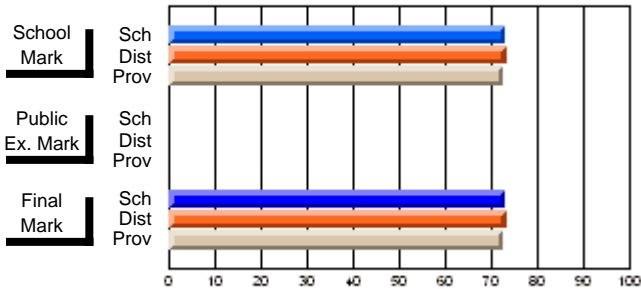
Course: COMMUNICATIONS TECHNOLOGY 2104

students in course: 24

	School Mark	School vs District	School vs Province	Public Exam Mark	School vs District	School vs Province	Final Mark	School vs District	School vs Province
Average Score									
School	72.9						72.9		
District	73.2	q	P				73.2	q	P
Province	72.6						72.6		
Percent of Passes									
School	95.8						95.8		
District	93.9	P	P				93.9	P	P
Province	93.3						93.3		

Average Scores

Percent Passes



* Data from the High School Certification System. The results from supplementary courses are not reflected in these results. All students obtaining a score of 48 or 49 on the final mark, were adjusted to 50 and are reflected in the Final Mark column.

District 4 - Eastern

#253 - Carbonear Collegiate, Carbonear

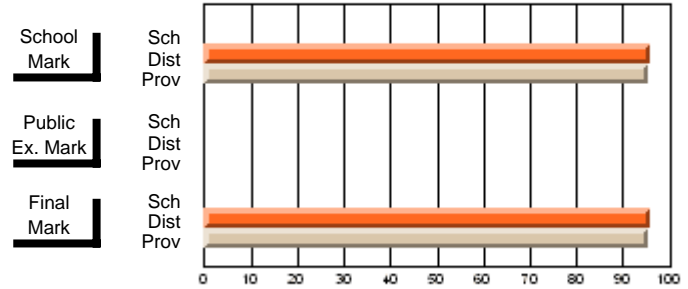
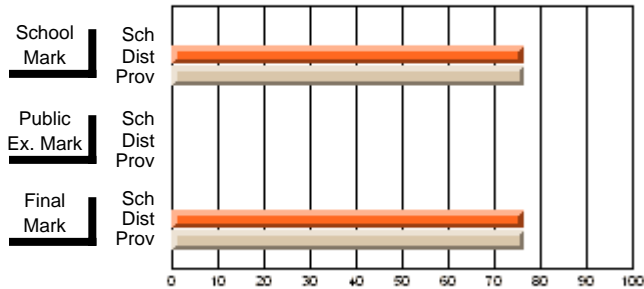
Grades: 10-12

Subject: Technology Education

Course: WOODWORKING 2107			School data has 5 or fewer students. Data withheld for reasons of confidentiality.			
# students in course: 1	School Mark	School vs District School vs Province	Public Exam Mark	School vs District School vs Province	Final Mark	School vs District School vs Province
Average Score						
School						
District	76.3	P			76.3	P
Province	76.5	P			76.5	P
Percent of Passes						
School						
District	95.9	P			95.9	P
Province	95.2	P			95.2	P

Average Scores

Percent Passes



* Data from the High School Certification System. The results from supplementary courses are not reflected in these results. All students obtaining a score of 48 or 49 on the final mark, were adjusted to 50 and are reflected in the Final Mark column.

District 4 - Eastern

#253 - Carbonear Collegiate, Carbonear

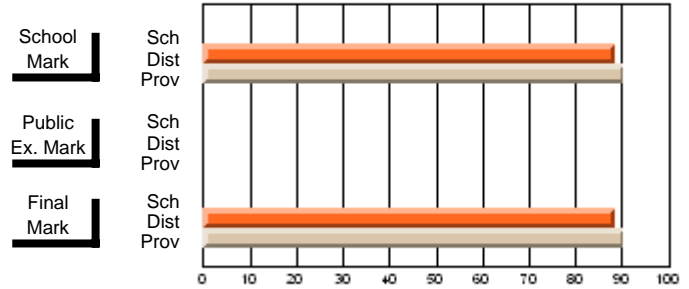
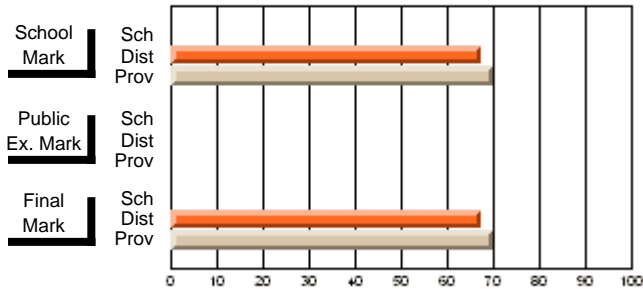
Grades: 10-12

Subject: Technology Education

Course: DESIGN TECHNOLOGY 2109				School data has 5 or fewer students. Data withheld for reasons of confidentiality.						
# students in course: 1		School Mark	School vs District	School vs Province	Public Exam Mark	School vs District	School vs Province	Final Mark	School vs District	School vs Province
Average Score										
School										
District		67.4	q	q				67.4	q	q
Province		70.1						70.1		
Percent of Passes										
School										
District		88.6	p	p				88.6	p	p
Province		90.4						90.4		

Average Scores

Percent Passes



* Data from the High School Certification System. The results from supplementary courses are not reflected in these results. All students obtaining a score of 48 or 49 on the final mark, were adjusted to 50 and are reflected in the Final Mark column.

District 4 - Eastern

#253 - Carbonear Collegiate, Carbonear

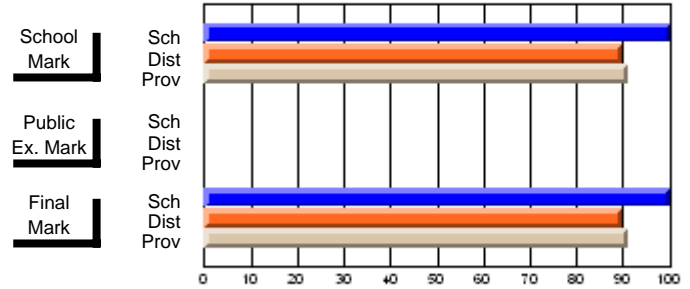
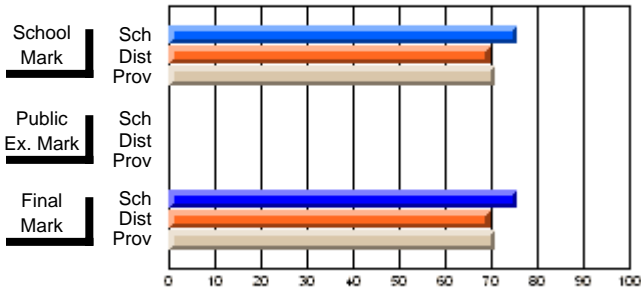
Grades: 10-12

Subject: Technology Education

Course: COMMUNICATIONS TECHNOLOGY 3104									
# students in course: 24									
	School Mark	School vs District	School vs Province	Public Exam Mark	School vs District	School vs Province	Final Mark	School vs District	School vs Province
Average Score									
School	75.7						75.7		
District	69.7	P	P				69.7	P	P
Province	70.8						70.8		
Percent of Passes									
School	100.0						100.0		
District	89.6	P	P				89.8	P	P
Province	91.2						91.2		

Average Scores

Percent Passes



* Data from the High School Certification System. The results from supplementary courses are not reflected in these results. All students obtaining a score of 48 or 49 on the final mark, were adjusted to 50 and are reflected in the Final Mark column.

District 4 - Eastern

#253 - Carbonear Collegiate, Carbonear

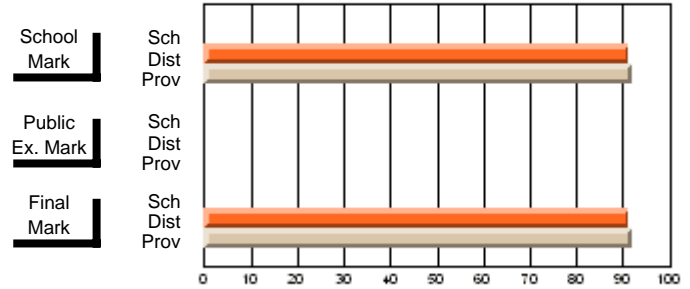
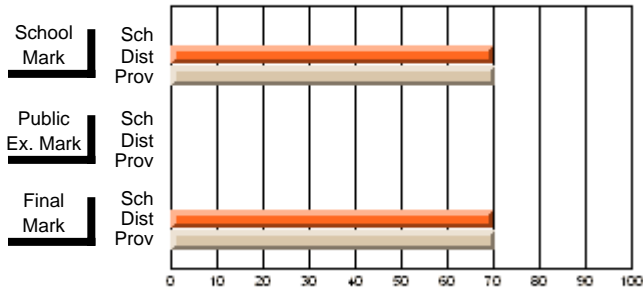
Grades: 10-12

Subject: Technology Education

Course: COMPUTER TECHNOLOGY 3200				School data has 5 or fewer students. Data withheld for reasons of confidentiality.								
# students in course: 1				School Mark			Public Exam Mark			Final Mark		
					School vs District	School vs Province		School vs District	School vs Province		School vs District	School vs Province
Average Score												
School												
District				69.9	P	P				69.9	P	P
Province				70.4						70.4		
Percent of Passes												
School												
District				91.3	P	P				91.3	P	P
Province				91.8						91.8		

Average Scores

Percent Passes



* Data from the High School Certification System. The results from supplementary courses are not reflected in these results. All students obtaining a score of 48 or 49 on the final mark, were adjusted to 50 and are reflected in the Final Mark column.

District 4 - Eastern

#253 - Carbonear Collegiate, Carbonear

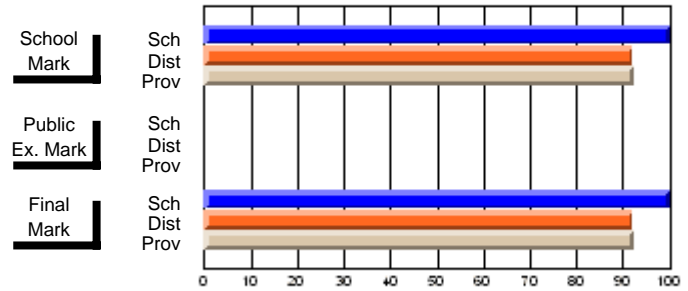
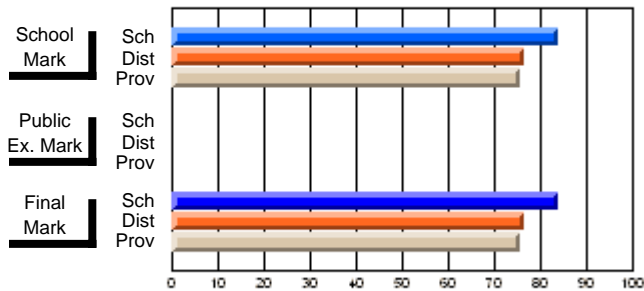
Grades: 10-12

Subject: Technology Education

Course: ROBOTICS 3221											
# students in course: 40											
	School Mark	School vs District	School vs Province		Public Exam Mark	School vs District	School vs Province		Final Mark	School vs District	School vs Province
Average Score	83.9								83.9		
School	76.5	P	P						76.5	P	P
District	75.5								75.5		
Province											
Percent of Passes	100.0								100.0		
School	92.1	P	P						92.1	P	P
District	92.3								92.3		
Province											

Average Scores

Percent Passes



* Data from the High School Certification System. The results from supplementary courses are not reflected in these results. All students obtaining a score of 48 or 49 on the final mark, were adjusted to 50 and are reflected in the Final Mark column.

District 4 - Eastern

#253 - Carbonear Collegiate, Carbonear

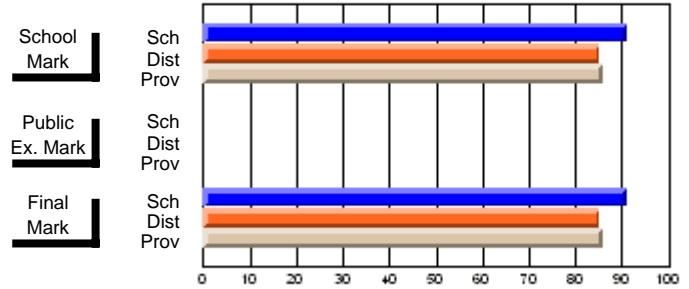
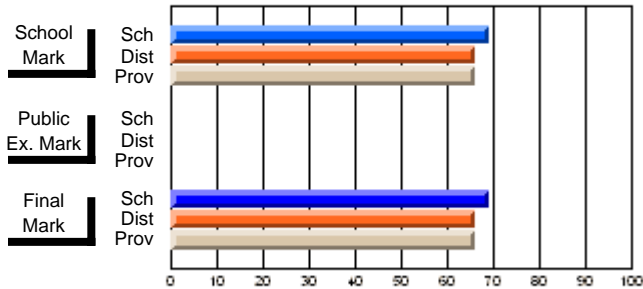
Grades: 10-12

Subject: Mathematics

Course: MATHEMATICS 1204											
# students in course: 146											
	School Mark	School vs District	School vs Province		Public Exam Mark	School vs District	School vs Province		Final Mark	School vs District	School vs Province
Average Score											
School	69.1								69.1		
District	66.1	P	P						66.1	P	P
Province	66.1								66.1		
Percent of Passes											
School	91.1								91.1		
District	85.2	P	P						85.2	P	P
Province	85.8								85.8		

Average Scores

Percent Passes



* Data from the High School Certification System. The results from supplementary courses are not reflected in these results. All students obtaining a score of 48 or 49 on the final mark, were adjusted to 50 and are reflected in the Final Mark column.

District 4 - Eastern

#253 - Carbonear Collegiate, Carbonear

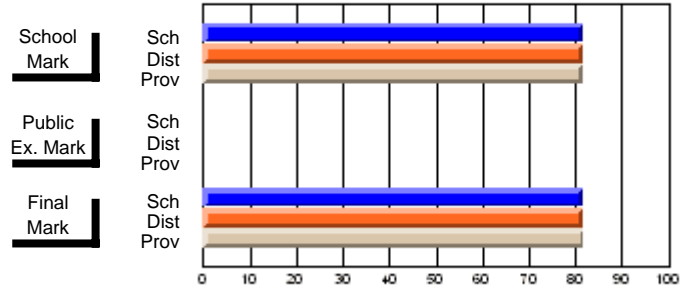
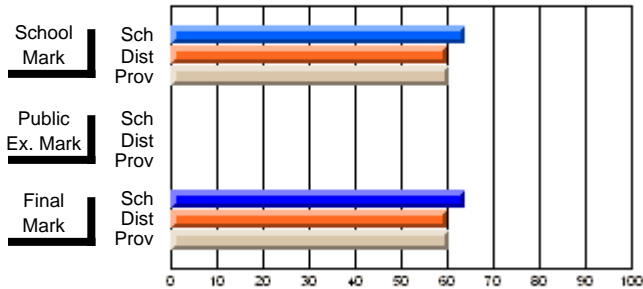
Grades: 10-12

Subject: Mathematics

Course: MATHEMATICS 1206									
# students in course: 27									
	School Mark	School vs District	School vs Province	Public Exam Mark	School vs District	School vs Province	Final Mark	School vs District	School vs Province
Average Score									
School	63.7						63.7		
District	60.1	P	P				60.1	P	P
Province	60.3						60.3		
Percent of Passes									
School	81.5						81.5		
District	81.5	P	q				81.6	q	q
Province	81.7						81.8		

Average Scores

Percent Passes



* Data from the High School Certification System. The results from supplementary courses are not reflected in these results. All students obtaining a score of 48 or 49 on the final mark, were adjusted to 50 and are reflected in the Final Mark column.

District 4 - Eastern

#253 - Carbonear Collegiate, Carbonear

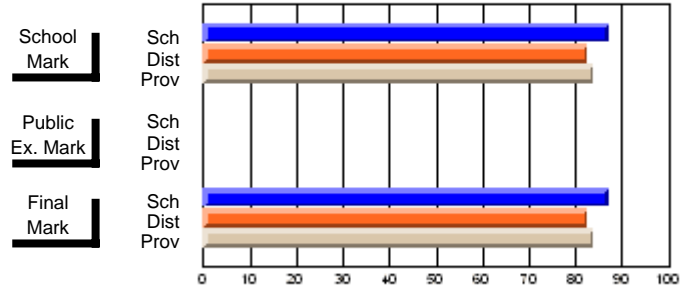
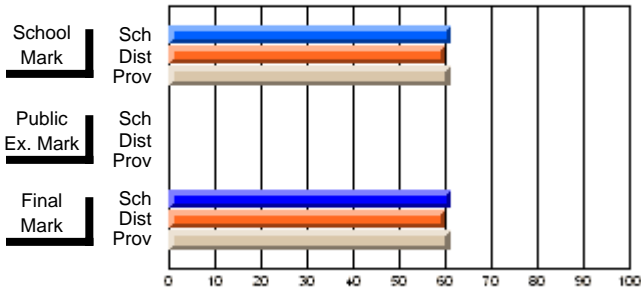
Grades: 10-12

Subject: Mathematics

Course: MATHEMATICS 2204									
# students in course: 62									
	School Mark	School vs District	School vs Province	Public Exam Mark	School vs District	School vs Province	Final Mark	School vs District	School vs Province
Average Score									
School	61.4						61.4		
District	60.1	P	P				60.1	P	P
Province	61.0						61.0		
Percent of Passes									
School	87.1						87.1		
District	82.6	P	P				82.6	P	P
Province	83.9						84.0		

Average Scores

Percent Passes



* Data from the High School Certification System. The results from supplementary courses are not reflected in these results. All students obtaining a score of 48 or 49 on the final mark, were adjusted to 50 and are reflected in the Final Mark column.

District 4 - Eastern

#253 - Carbonear Collegiate, Carbonear

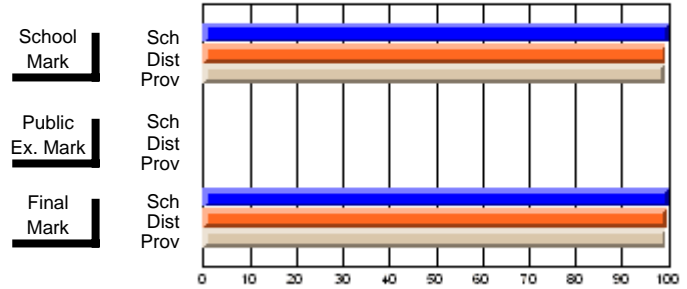
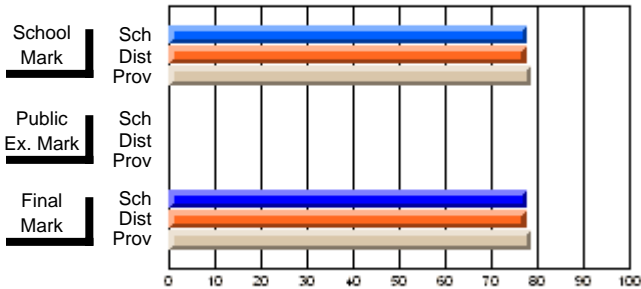
Grades: 10-12

Subject: Mathematics

Course: MATHEMATICS 2205											
# students in course: 43											
	School Mark	School vs District	School vs Province		Public Exam Mark	School vs District	School vs Province		Final Mark	School vs District	School vs Province
Average Score											
School	77.7								77.7		
District	77.5	P	Q						77.5	P	Q
Province	78.6								78.6		
Percent of Passes											
School	100.0								100.0		
District	99.4	P	P						99.5	P	P
Province	99.3								99.4		

Average Scores

Percent Passes



* Data from the High School Certification System. The results from supplementary courses are not reflected in these results. All students obtaining a score of 48 or 49 on the final mark, were adjusted to 50 and are reflected in the Final Mark column.

District 4 - Eastern

#253 - Carbonear Collegiate, Carbonear

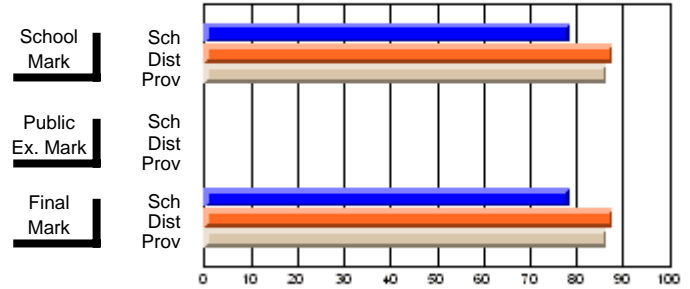
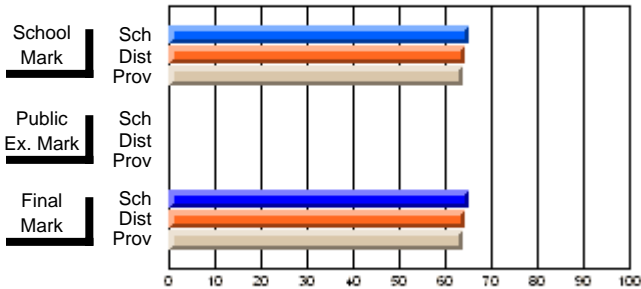
Grades: 10-12

Subject: Mathematics

Course: MATHEMATICS 2206											
# students in course: 47											
	School Mark	School vs District	School vs Province		Public Exam Mark	School vs District	School vs Province		Final Mark	School vs District	School vs Province
Average Score											
School	65.0								65.0		
District	64.5	P	P						64.5	P	P
Province	63.8								63.8		
Percent of Passes											
School	78.7								78.7		
District	87.8	q	q						87.8	q	q
Province	86.5								86.5		

Average Scores

Percent Passes



* Data from the High School Certification System. The results from supplementary courses are not reflected in these results. All students obtaining a score of 48 or 49 on the final mark, were adjusted to 50 and are reflected in the Final Mark column.

District 4 - Eastern

#253 - Carbonear Collegiate, Carbonear

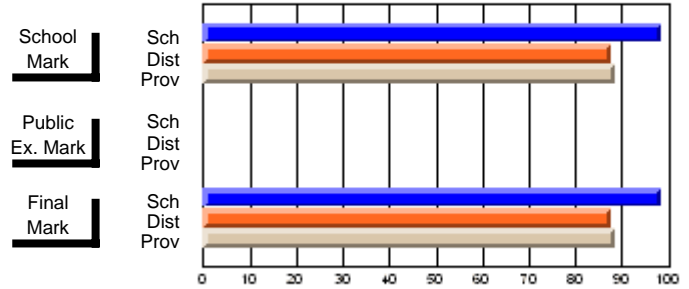
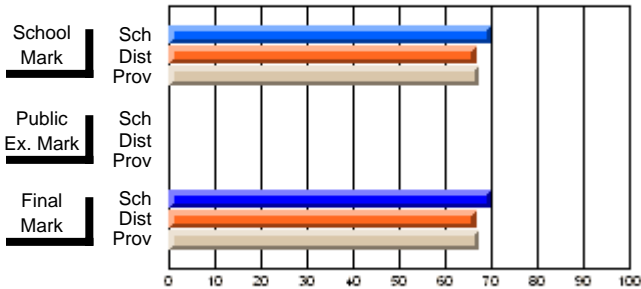
Grades: 10-12

Subject: Mathematics

Course: MATHEMATICS 3103											
# students in course: 66											
	School Mark	School vs District	School vs Province		Public Exam Mark	School vs District	School vs Province		Final Mark	School vs District	School vs Province
Average Score											
School	70.1								70.1		
District	66.7	P	P						66.7	P	P
Province	67.4								67.4		
Percent of Passes											
School	98.5								98.5		
District	87.6	P	P						87.6	P	P
Province	88.4								88.4		

Average Scores

Percent Passes



* Data from the High School Certification System. The results from supplementary courses are not reflected in these results. All students obtaining a score of 48 or 49 on the final mark, were adjusted to 50 and are reflected in the Final Mark column.

District 4 - Eastern

#253 - Carbonear Collegiate, Carbonear

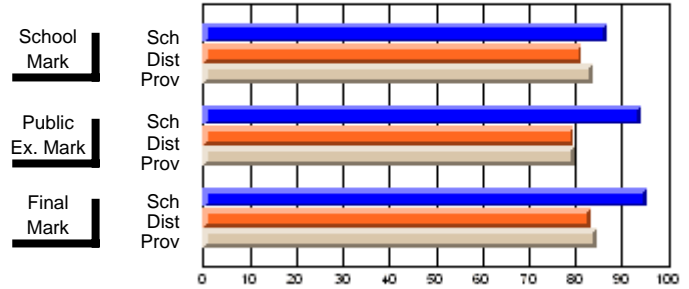
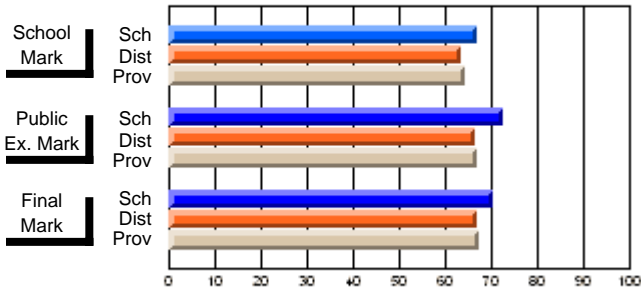
Grades: 10-12

Subject: Mathematics

Course: MATHEMATICS 3204									
# students in course: 67									
	School Mark	School vs District	School vs Province	Public Exam Mark	School vs District	School vs Province	Final Mark	School vs District	School vs Province
Average Score									
School	66.9			72.6			70.5		
District	63.5	P	P	66.7	P	P	66.9	P	P
Province	64.3			66.8			67.3		
Percent of Passes									
School	86.6			94.0			95.5		
District	81.4	P	P	79.6	P	P	83.3	P	P
Province	83.7			80.0			84.6		

Average Scores

Percent Passes



* Data from the High School Certification System. The results from supplementary courses are not reflected in these results. All students obtaining a score of 48 or 49 on the final mark, were adjusted to 50 and are reflected in the Final Mark column.

District 4 - Eastern

#253 - Carbonear Collegiate, Carbonear

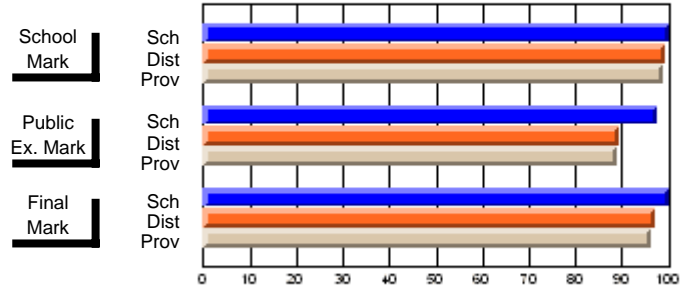
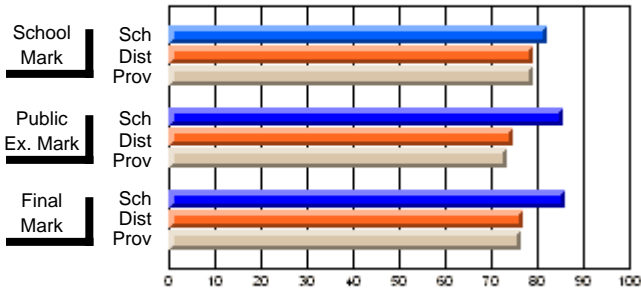
Grades: 10-12

Subject: Mathematics

Course: MATHEMATICS 3205									
# students in course: 38	School Mark	School vs District	School vs Province	Public Exam Mark	School vs District	School vs Province	Final Mark	School vs District	School vs Province
Average Score									
School	82.1			85.5			86.0		
District	79.1	P	P	74.6	P	P	77.0	P	P
Province	79.1			73.6			76.4		
Percent of Passes									
School	100.0			97.4			100.0		
District	99.3	P	P	89.4	P	P	97.0	P	P
Province	98.7			88.9			96.3		

Average Scores

Percent Passes



* Data from the High School Certification System. The results from supplementary courses are not reflected in these results. All students obtaining a score of 48 or 49 on the final mark, were adjusted to 50 and are reflected in the Final Mark column.

District 4 - Eastern

#253 - Carbonear Collegiate, Carbonear

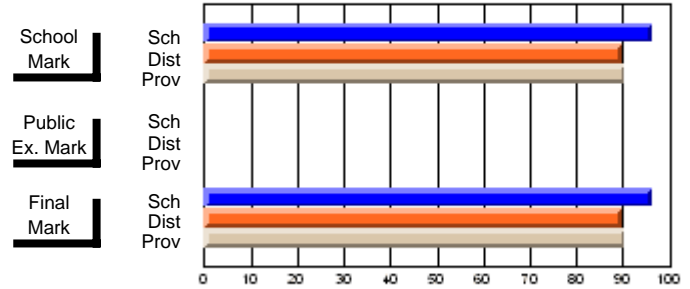
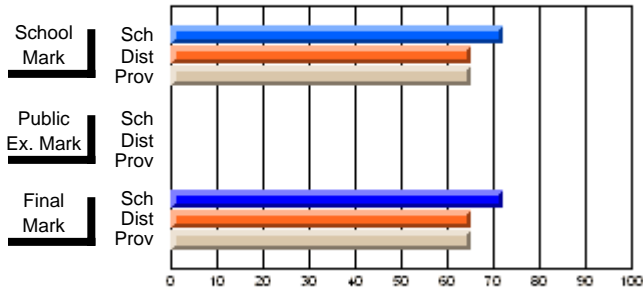
Grades: 10-12

Subject: Mathematics

Course: MATHEMATICS 3206									
# students in course: 52									
	School Mark	School vs District	School vs Province	Public Exam Mark	School vs District	School vs Province	Final Mark	School vs District	School vs Province
Average Score	72.2						72.2		
School	65.3	P	P				65.3	P	P
District	65.2						65.2		
Province									
Percent of Passes	96.2						96.2		
School	89.7	P	P				89.7	P	P
District	90.4						90.4		
Province									

Average Scores

Percent Passes



* Data from the High School Certification System. The results from supplementary courses are not reflected in these results. All students obtaining a score of 48 or 49 on the final mark, were adjusted to 50 and are reflected in the Final Mark column.

District 4 - Eastern

#253 - Carbonear Collegiate, Carbonear

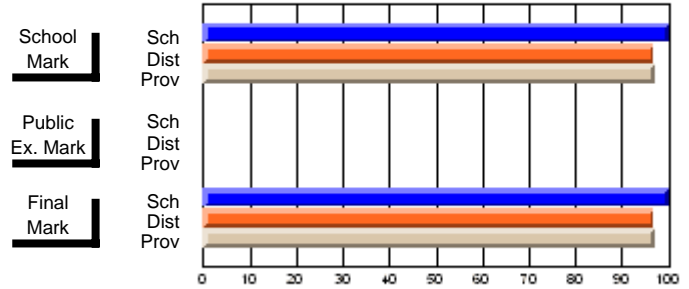
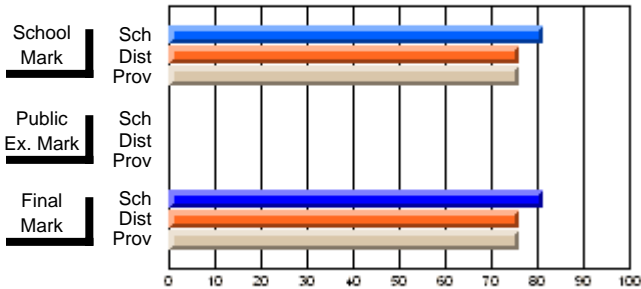
Grades: 10-12

Subject: Mathematics

Course: MATHEMATICS 3207											
# students in course: 37											
	School Mark	School vs District	School vs Province		Public Exam Mark	School vs District	School vs Province		Final Mark	School vs District	School vs Province
Average Score	81.3								81.3		
School	76.0	P	P						76.0	P	P
District	76.2								76.2		
Province											
Percent of Passes	100.0								100.0		
School	96.8	P	P						96.8	P	P
District	97.2								97.2		
Province											

Average Scores

Percent Passes



* Data from the High School Certification System. The results from supplementary courses are not reflected in these results. All students obtaining a score of 48 or 49 on the final mark, were adjusted to 50 and are reflected in the Final Mark column.

District 4 - Eastern

#253 - Carbonear Collegiate, Carbonear

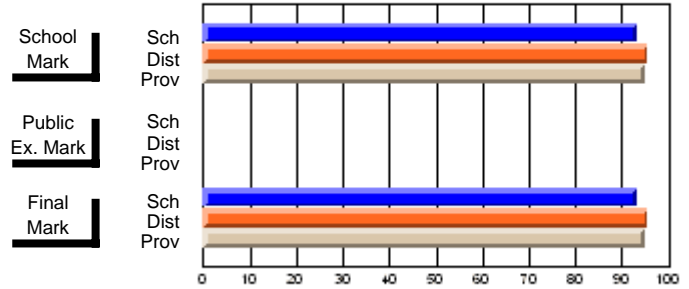
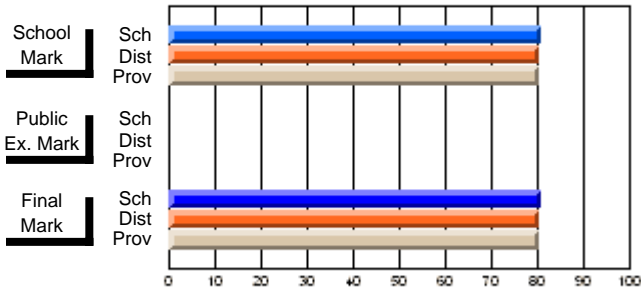
Grades: 10-12

Subject: Music

Course: APPLIED MUSIC 2206											
# students in course: 44											
		School Mark	School vs District	School vs Province	Public Exam Mark		School vs District	School vs Province	Final Mark	School vs District	School vs Province
Average Score		80.7							80.7		
School		80.4	P	P					80.4	P	P
District		80.2							80.2		
Province											
Percent of Passes		93.2							93.2		
School		95.6	q	q					95.6	q	q
District		94.8							94.8		
Province											

Average Scores

Percent Passes



* Data from the High School Certification System. The results from supplementary courses are not reflected in these results. All students obtaining a score of 48 or 49 on the final mark, were adjusted to 50 and are reflected in the Final Mark column.

District 4 - Eastern

#253 - Carbonear Collegiate, Carbonear

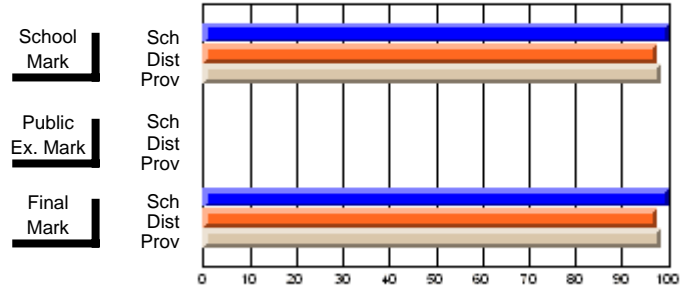
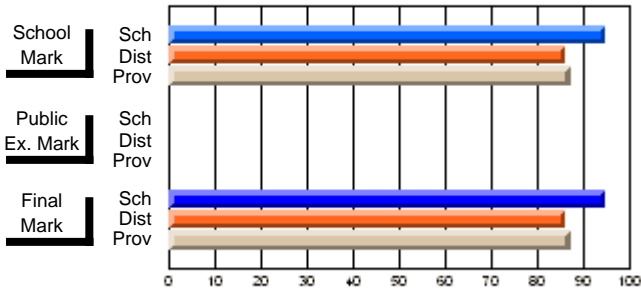
Grades: 10-12

Subject: Music

Course: APPLIED MUSIC 3206									
# students in course: 12									
	School Mark	School vs District	School vs Province	Public Exam Mark	School vs District	School vs Province	Final Mark	School vs District	School vs Province
Average Score	94.8						94.8		
School	85.9	P	P				85.9	P	P
District	87.1						87.1		
Province									
Percent of Passes	100.0						100.0		
School	97.5	P	P				97.5	P	P
District	98.3						98.3		
Province									

Average Scores

Percent Passes



* Data from the High School Certification System. The results from supplementary courses are not reflected in these results. All students obtaining a score of 48 or 49 on the final mark, were adjusted to 50 and are reflected in the Final Mark column.

District 4 - Eastern

#253 - Carbonear Collegiate, Carbonear

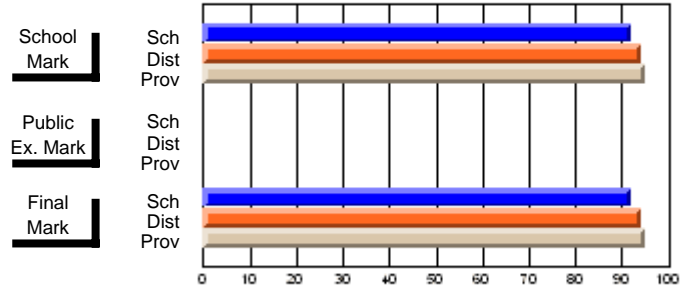
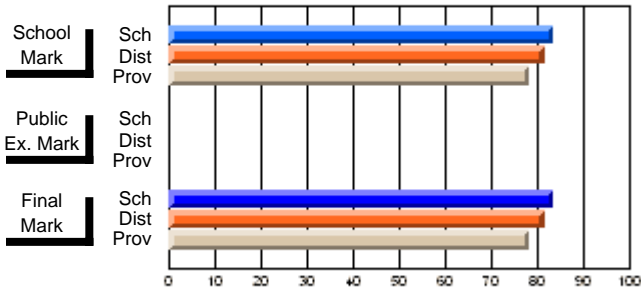
Grades: 10-12

Subject: Physical Education

Course: PHYSICAL EDUCATION 1100														
# students in course: 49														
		School Mark	School vs District	School vs Province			Public Exam Mark	School vs District	School vs Province			Final Mark	School vs District	School vs Province
Average Score		School	83.5										School	83.5
		District	81.4	P	P								District	81.4
		Province	78.4										Province	78.4
Percent of Passes		School	91.8										School	91.8
		District	94.1	q	q								District	94.1
		Province	94.8										Province	94.8

Average Scores

Percent Passes



* Data from the High School Certification System. The results from supplementary courses are not reflected in these results. All students obtaining a score of 48 or 49 on the final mark, were adjusted to 50 and are reflected in the Final Mark column.

District 4 - Eastern

#253 - Carbonear Collegiate, Carbonear

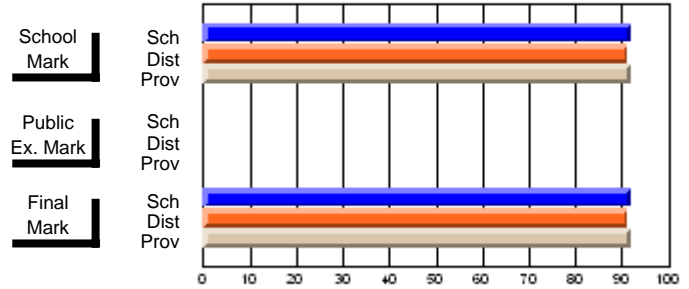
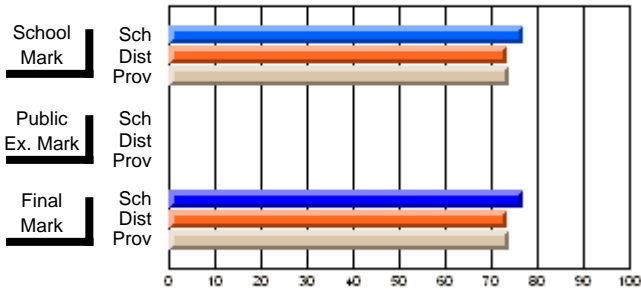
Grades: 10-12

Subject: Physical Education

Course: HEALTHY LIVING 1200											
# students in course: 62											
	School Mark	School vs District	School vs Province		Public Exam Mark	School vs District	School vs Province		Final Mark	School vs District	School vs Province
Average Score											
School	76.7								76.7		
District	73.3	P	P						73.3	P	P
Province	74.0								74.0		
Percent of Passes											
School	91.9								91.9		
District	91.3	P	P						91.3	P	P
Province	91.8								91.8		

Average Scores

Percent Passes



* Data from the High School Certification System. The results from supplementary courses are not reflected in these results. All students obtaining a score of 48 or 49 on the final mark, were adjusted to 50 and are reflected in the Final Mark column.

District 4 - Eastern

#253 - Carbonear Collegiate, Carbonear

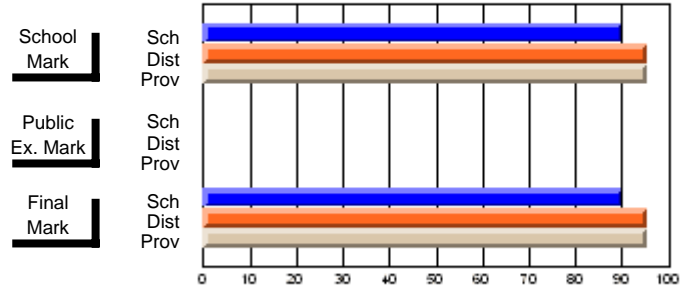
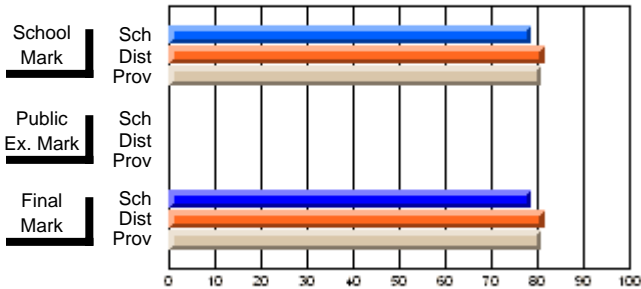
Grades: 10-12

Subject: Physical Education

Course: PHYSICAL EDUCATION 2100														
# students in course: 120														
		School Mark	School vs District	School vs Province			Public Exam Mark	School vs District	School vs Province			Final Mark	School vs District	School vs Province
Average Score		78.7										78.7		
School		81.5	q	q								81.5	q	q
District		80.7										80.7		
Province														
Percent of Passes		90.0										90.0		
School		95.5	q	q								95.5	q	q
District		95.2										95.2		
Province														

Average Scores

Percent Passes



* Data from the High School Certification System. The results from supplementary courses are not reflected in these results. All students obtaining a score of 48 or 49 on the final mark, were adjusted to 50 and are reflected in the Final Mark column.

District 4 - Eastern

#253 - Carbonear Collegiate, Carbonear

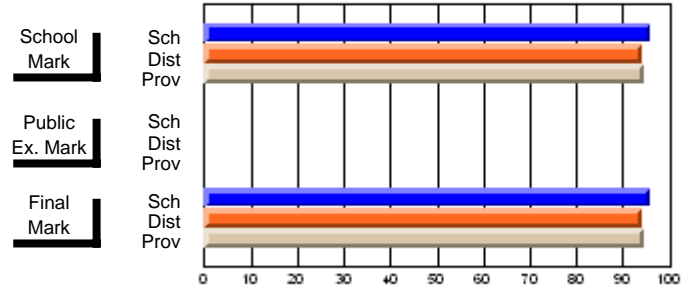
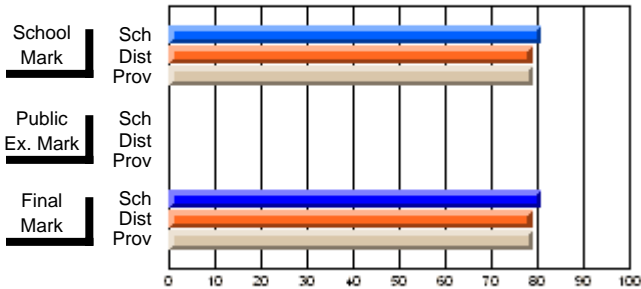
Grades: 10-12

Subject: Physical Education

Course: PHYSICAL EDUCATION 2101											
# students in course: 116											
	School Mark	School vs District	School vs Province		Public Exam Mark	School vs District	School vs Province		Final Mark	School vs District	School vs Province
Average Score											
School	80.9								80.9		
District	78.8	P	P						78.8	P	P
Province	79.0								79.0		
Percent of Passes											
School	95.7								95.7		
District	94.1	P	P						94.1	P	P
Province	94.4								94.4		

Average Scores

Percent Passes



* Data from the High School Certification System. The results from supplementary courses are not reflected in these results. All students obtaining a score of 48 or 49 on the final mark, were adjusted to 50 and are reflected in the Final Mark column.

District 4 - Eastern

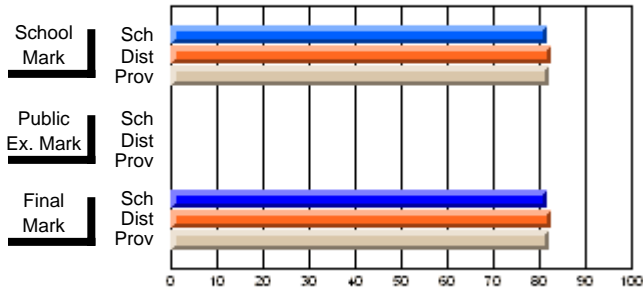
#253 - Carbonear Collegiate, Carbonear

Grades: 10-12

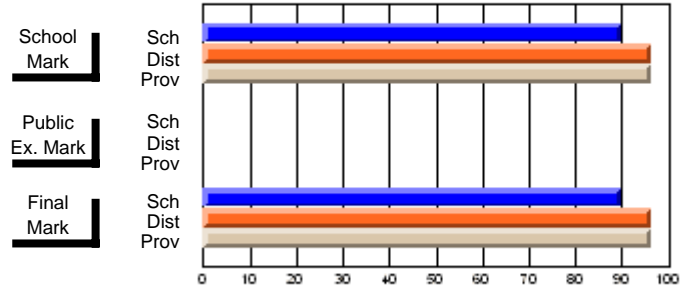
Subject: Physical Education

Course: PHYSICAL EDUCATION 3100														
# students in course: 48														
		School Mark	School vs District	School vs Province			Public Exam Mark	School vs District	School vs Province			Final Mark	School vs District	School vs Province
Average Score														
School		81.7										81.7		
District		82.6	q	q								82.6	q	q
Province		82.0										82.0		
Percent of Passes														
School		89.6										89.6		
District		96.1	q	q								96.1	q	q
Province		96.1										96.1		

Average Scores



Percent Passes



* Data from the High School Certification System. The results from supplementary courses are not reflected in these results. All students obtaining a score of 48 or 49 on the final mark, were adjusted to 50 and are reflected in the Final Mark column.

District 4 - Eastern

#253 - Carbonear Collegiate, Carbonear

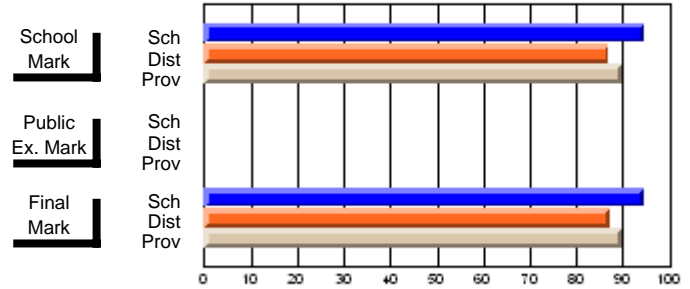
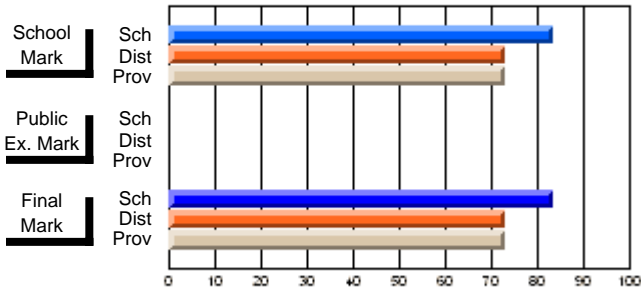
Grades: 10-12

Subject: Religious Education

Course: WORLD RELIGIONS 3101									
# students in course: 72									
	School Mark	School vs District	School vs Province	Public Exam Mark	School vs District	School vs Province	Final Mark	School vs District	School vs Province
Average Score									
School	83.6						83.6		
District	73.1	P	P				73.1	P	P
Province	73.1						73.1		
Percent of Passes									
School	94.4						94.4		
District	87.0	P	P				87.3	P	P
Province	89.7						89.9		

Average Scores

Percent Passes



* Data from the High School Certification System. The results from supplementary courses are not reflected in these results. All students obtaining a score of 48 or 49 on the final mark, were adjusted to 50 and are reflected in the Final Mark column.

District 4 - Eastern

#253 - Carbonear Collegiate, Carbonear

Grades: 10-12

Subject: Religious Education

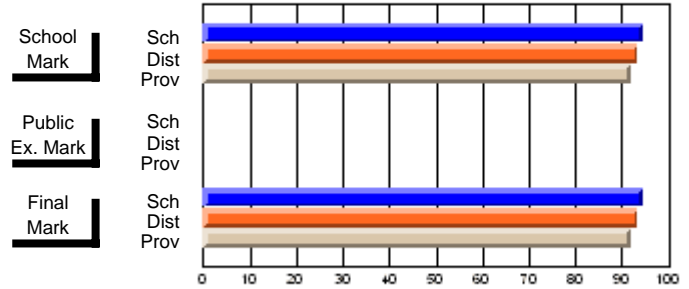
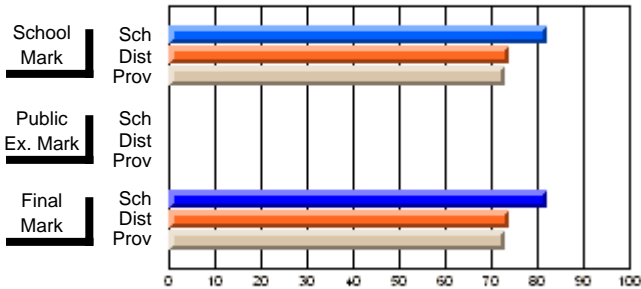
Course: WORLD RELIGION 3106

students in course: 72

	School Mark	School vs District	School vs Province	Public Exam Mark	School vs District	School vs Province	Final Mark	School vs District	School vs Province
Average Score									
School	82.3						82.3		
District	73.7	P	P				73.7	P	P
Province	73.0						73.0		
Percent of Passes									
School	94.4						94.4		
District	93.4	P	P				93.4	P	P
Province	91.8						91.8		

Average Scores

Percent Passes



* Data from the High School Certification System. The results from supplementary courses are not reflected in these results. All students obtaining a score of 48 or 49 on the final mark, were adjusted to 50 and are reflected in the Final Mark column.

District 4 - Eastern

#253 - Carbonear Collegiate, Carbonear

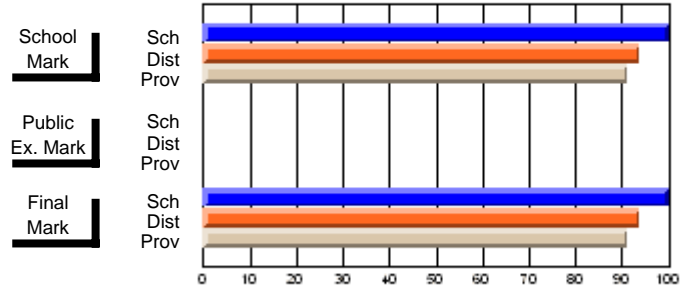
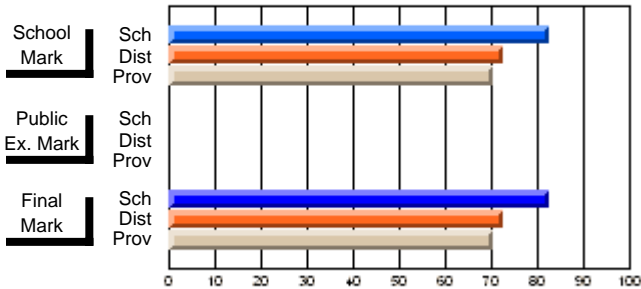
Grades: 10-12

Subject: Social Studies

Course: CANADIAN HISTORY 1201									
# students in course: 18									
	School Mark	School vs District	School vs Province	Public Exam Mark	School vs District	School vs Province	Final Mark	School vs District	School vs Province
Average Score									
School	82.4						82.4		
District	72.6	P	P				72.6	P	P
Province	70.5						70.5		
Percent of Passes									
School	100.0						100.0		
District	93.8	P	P				93.8	P	P
Province	91.3						91.3		

Average Scores

Percent Passes



* Data from the High School Certification System. The results from supplementary courses are not reflected in these results. All students obtaining a score of 48 or 49 on the final mark, were adjusted to 50 and are reflected in the Final Mark column.

District 4 - Eastern

#253 - Carbonear Collegiate, Carbonear

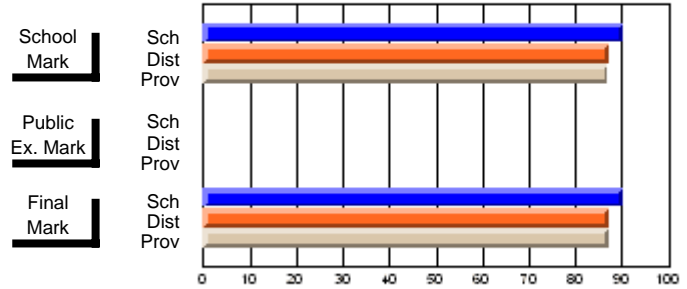
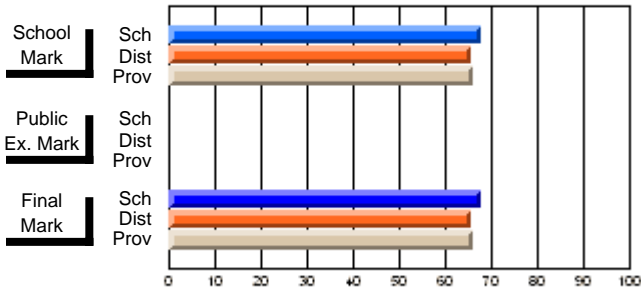
Grades: 10-12

Subject: Social Studies

Course: CANADIAN GEOGRAPHY 1202											
# students in course: 154											
	School Mark	School vs District	School vs Province		Public Exam Mark	School vs District	School vs Province		Final Mark	School vs District	School vs Province
Average Score											
School	67.6								67.6		
District	65.6	P	P						65.6	P	P
Province	66.0								66.0		
Percent of Passes											
School	90.3								90.3		
District	87.3	P	P						87.3	P	P
Province	87.0								87.1		

Average Scores

Percent Passes



* Data from the High School Certification System. The results from supplementary courses are not reflected in these results. All students obtaining a score of 48 or 49 on the final mark, were adjusted to 50 and are reflected in the Final Mark column.

District 4 - Eastern

#253 - Carbonear Collegiate, Carbonear

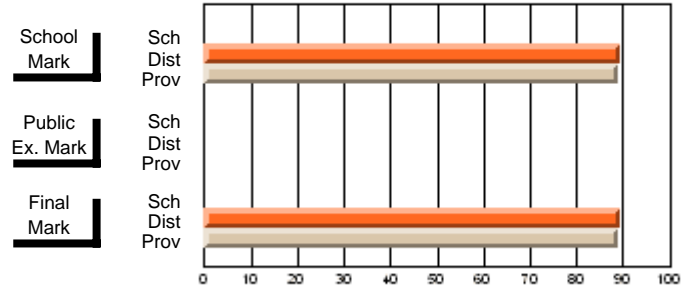
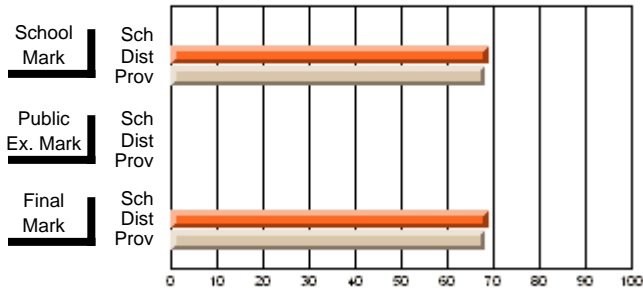
Grades: 10-12

Subject: Social Studies

Course: CANADIAN LAW 2204				School data has 5 or fewer students. Data withheld for reasons of confidentiality.					
# students in course: 1									
	School Mark	School vs District	School vs Province	Public Exam Mark	School vs District	School vs Province	Final Mark	School vs District	School vs Province
Average Score									
School									
District	68.8	q	q				68.8	q	q
Province	68.2						68.2		
Percent of Passes									
School									
District	89.3	q	q				89.3	q	q
Province	88.9						88.9		

Average Scores

Percent Passes



* Data from the High School Certification System. The results from supplementary courses are not reflected in these results. All students obtaining a score of 48 or 49 on the final mark, were adjusted to 50 and are reflected in the Final Mark column.

District 4 - Eastern

#253 - Carbonear Collegiate, Carbonear

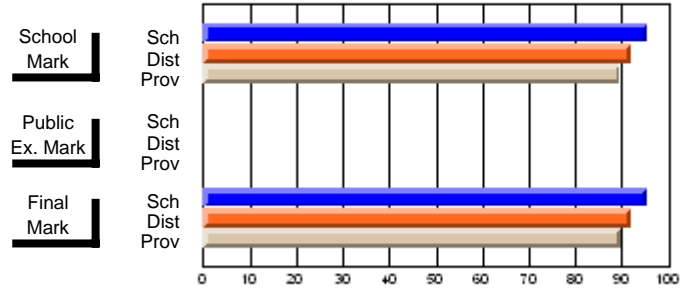
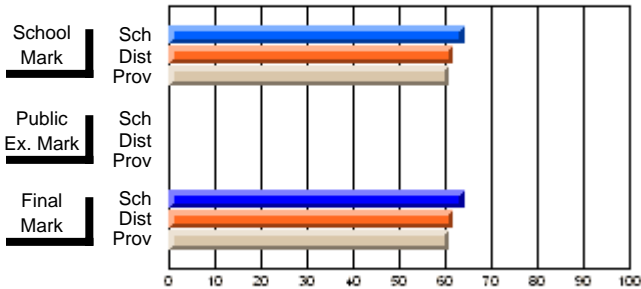
Grades: 10-12

Subject: Social Studies

Course: WORLD GEOGRAPHY 3200			
# students in course: 43			
	School Mark	School vs District	School vs Province
Average Score			
School	64.1		
District	61.7	P	P
Province	60.9		
Percent of Passes			
School	95.3		
District	91.8	P	P
Province	89.5		

Average Scores

Percent Passes



* Data from the High School Certification System. The results from supplementary courses are not reflected in these results. All students obtaining a score of 48 or 49 on the final mark, were adjusted to 50 and are reflected in the Final Mark column.

District 4 - Eastern

#253 - Carbonear Collegiate, Carbonear

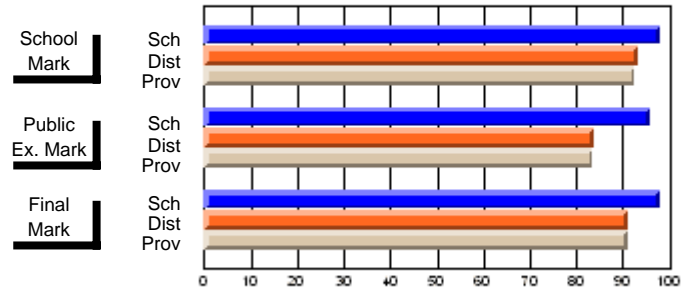
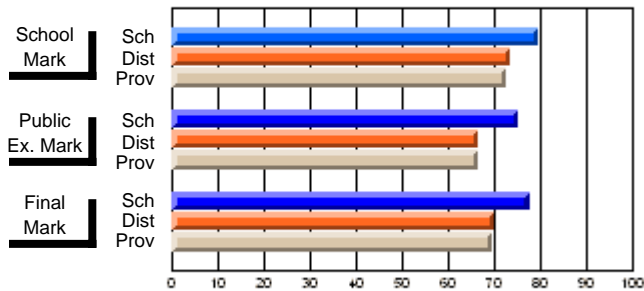
Grades: 10-12

Subject: Social Studies

Course: WORLD HISTORY 3201														
# students in course: 49														
		School Mark	School vs District	School vs Province			Public Exam Mark	School vs District	School vs Province			Final Mark	School vs District	School vs Province
Average Score		79.5					75.1					77.6		
School		73.4	P	P			66.5	P	P			70.0	P	P
District		72.7					66.6					69.7		
Province														
Percent of Passes		98.0					95.9					98.0		
School		93.1	P	P			83.7	P	P			90.9	P	P
District		92.6					83.5					90.9		
Province														

Average Scores

Percent Passes



* Data from the High School Certification System. The results from supplementary courses are not reflected in these results. All students obtaining a score of 48 or 49 on the final mark, were adjusted to 50 and are reflected in the Final Mark column.

District 4 - Eastern

#253 - Carbonear Collegiate, Carbonear

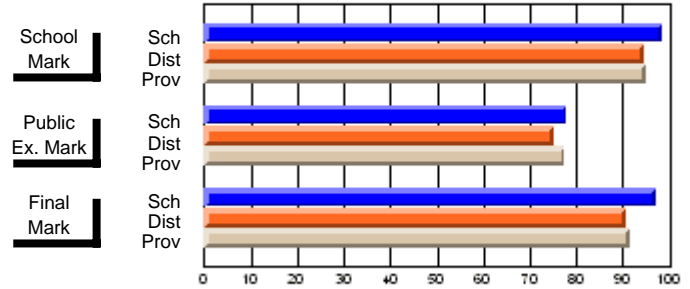
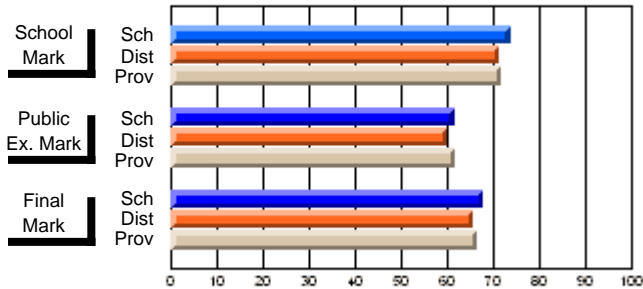
Grades: 10-12

Subject: Social Studies

Course: WORLD GEOGRAPHY 3202									
# students in course: 68	School Mark	School vs District	School vs Province	Public Exam Mark	School vs District	School vs Province	Final Mark	School vs District	School vs Province
Average Score									
School	73.7			61.5			67.8		
District	71.2	P	P	60.1	P	Q	65.5	P	P
Province	71.7			61.6			66.5		
Percent of Passes									
School	98.5			77.9			97.1		
District	94.4	P	P	75.0	P	P	90.5	P	P
Province	95.0			77.5			91.6		

Average Scores

Percent Passes



* Data from the High School Certification System. The results from supplementary courses are not reflected in these results. All students obtaining a score of 48 or 49 on the final mark, were adjusted to 50 and are reflected in the Final Mark column.

District 4 - Eastern

#253 - Carbonear Collegiate, Carbonear

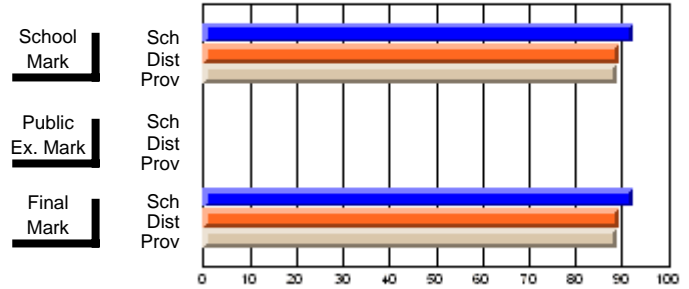
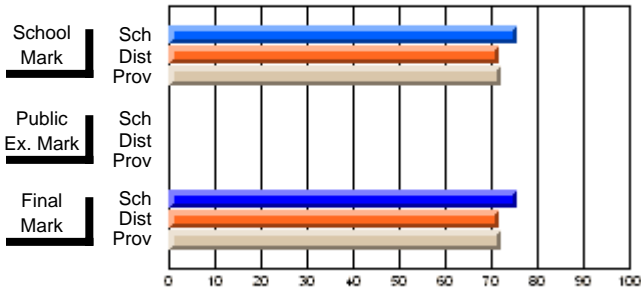
Grades: 10-12

Subject: Guidance

Course: CAREER DEVELOPMENT 2201									
# students in course: 117									
	School Mark	School vs District	School vs Province	Public Exam Mark	School vs District	School vs Province	Final Mark	School vs District	School vs Province
Average Score									
School	75.8						75.8		
District	71.8	P	P				71.8	P	P
Province	72.2						72.2		
Percent of Passes									
School	92.3						92.3		
District	89.2	P	P				89.2	P	P
Province	88.9						88.9		

Average Scores

Percent Passes



* Data from the High School Certification System. The results from supplementary courses are not reflected in these results. All students obtaining a score of 48 or 49 on the final mark, were adjusted to 50 and are reflected in the Final Mark column.

District 4 - Eastern

#253 - Carbonear Collegiate, Carbonear

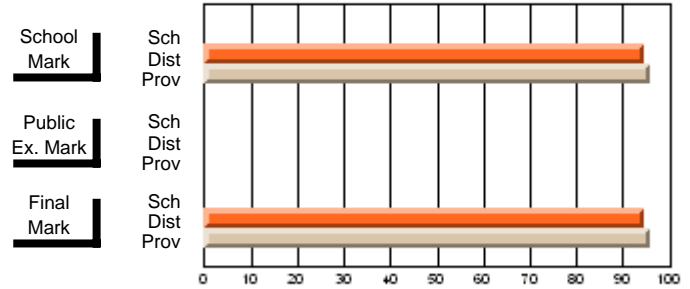
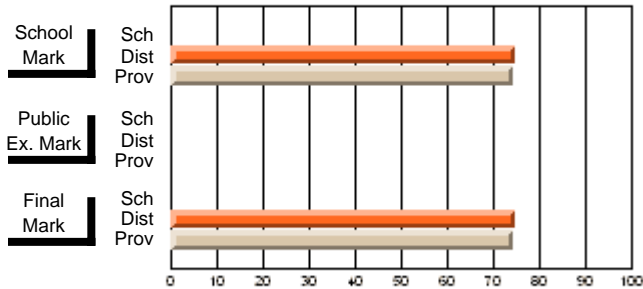
Grades: 10-12

Subject: Cooperative Education

Course: COOPERATIVE EDUCATION 2220				School data has 5 or fewer students. Data withheld for reasons of confidentiality.						
# students in course: 1		School Mark			Public Exam Mark			Final Mark		
		School vs District	School vs Province		School vs District	School vs Province		School vs District	School vs Province	
Average Score										
School										
District	74.7	q	q				74.7	q	q	
Province	74.2						74.2			
Percent of Passes										
School										
District	94.4	p	p				94.4	p	p	
Province	95.7						95.7			

Average Scores

Percent Passes



* Data from the High School Certification System. The results from supplementary courses are not reflected in these results. All students obtaining a score of 48 or 49 on the final mark, were adjusted to 50 and are reflected in the Final Mark column.

District 4 - Eastern

#253 - Carbonear Collegiate, Carbonear

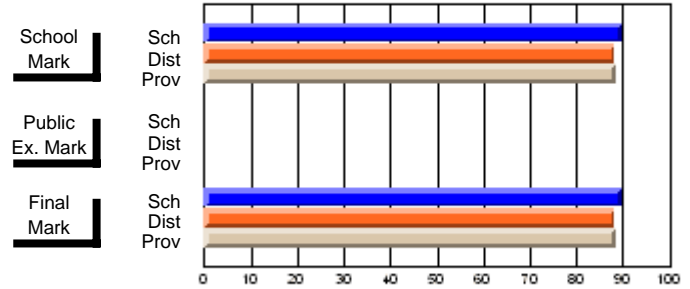
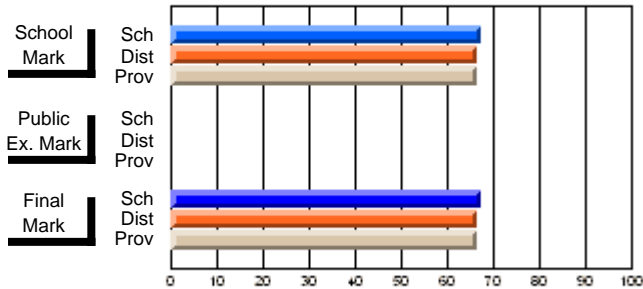
Grades: 10-12

Subject: Science

Course: SCIENCE 1206									
# students in course: 146									
	School Mark	School vs District	School vs Province	Public Exam Mark	School vs District	School vs Province	Final Mark	School vs District	School vs Province
Average Score									
School	67.5						67.5		
District	66.4	P	P				66.4	P	P
Province	66.4						66.4		
Percent of Passes									
School	89.7						89.7		
District	88.2	P	P				88.2	P	P
Province	88.5						88.5		

Average Scores

Percent Passes



* Data from the High School Certification System. The results from supplementary courses are not reflected in these results. All students obtaining a score of 48 or 49 on the final mark, were adjusted to 50 and are reflected in the Final Mark column.

District 4 - Eastern

#253 - Carbonear Collegiate, Carbonear

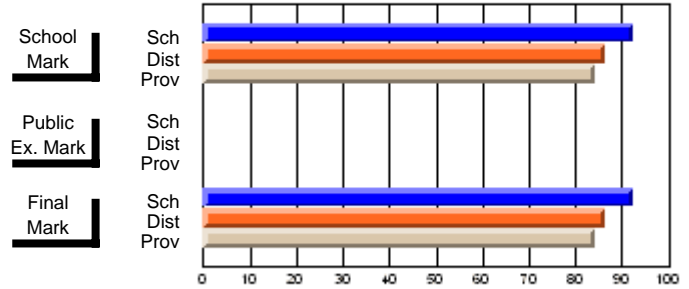
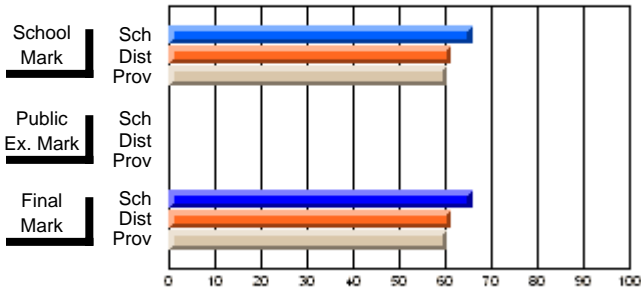
Grades: 10-12

Subject: Science

Course: SCIENCE 2200											
# students in course: 26											
	School Mark	School vs District	School vs Province		Public Exam Mark	School vs District	School vs Province		Final Mark	School vs District	School vs Province
Average Score											
School	65.8								65.8		
District	61.4	P	P						61.4	P	P
Province	60.3								60.3		
Percent of Passes											
School	92.3								92.3		
District	86.2	P	P						86.2	P	P
Province	84.3								84.3		

Average Scores

Percent Passes



* Data from the High School Certification System. The results from supplementary courses are not reflected in these results. All students obtaining a score of 48 or 49 on the final mark, were adjusted to 50 and are reflected in the Final Mark column.

District 4 - Eastern

#253 - Carbonear Collegiate, Carbonear

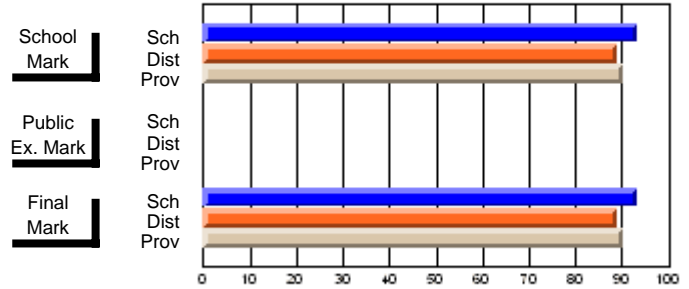
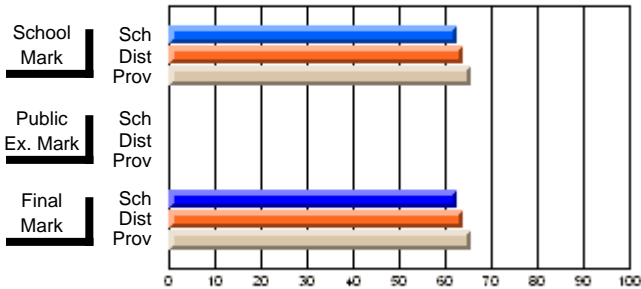
Grades: 10-12

Subject: Science

Course: BIOLOGY 2201											
# students in course: 89											
	School Mark	School vs District	School vs Province		Public Exam Mark	School vs District	School vs Province		Final Mark	School vs District	School vs Province
Average Score											
School	62.5								62.5		
District	63.9	q	q						63.9	q	q
Province	65.5								65.5		
Percent of Passes											
School	93.3								93.3		
District	89.0	p	p						89.0	p	p
Province	90.1								90.1		

Average Scores

Percent Passes



* Data from the High School Certification System. The results from supplementary courses are not reflected in these results. All students obtaining a score of 48 or 49 on the final mark, were adjusted to 50 and are reflected in the Final Mark column.

District 4 - Eastern

#253 - Carbonear Collegiate, Carbonear

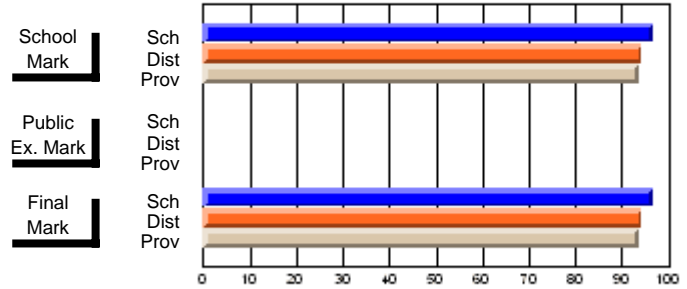
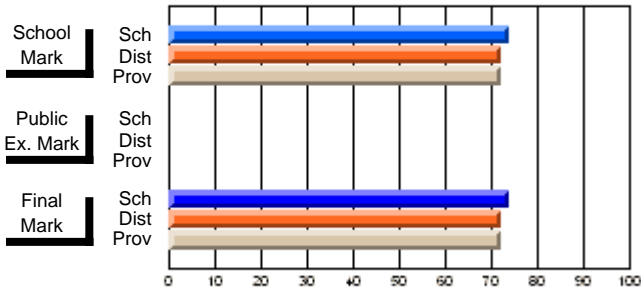
Grades: 10-12

Subject: Science

Course: CHEMISTRY 2202											
# students in course: 60											
	School Mark	School vs District	School vs Province		Public Exam Mark	School vs District	School vs Province		Final Mark	School vs District	School vs Province
Average Score											
School	73.8								73.8		
District	72.3	P	P						72.3	P	P
Province	72.3								72.3		
Percent of Passes											
School	96.7								96.7		
District	94.3	P	P						94.3	P	P
Province	93.6								93.7		

Average Scores

Percent Passes



* Data from the High School Certification System. The results from supplementary courses are not reflected in these results. All students obtaining a score of 48 or 49 on the final mark, were adjusted to 50 and are reflected in the Final Mark column.

District 4 - Eastern

#253 - Carbonear Collegiate, Carbonear

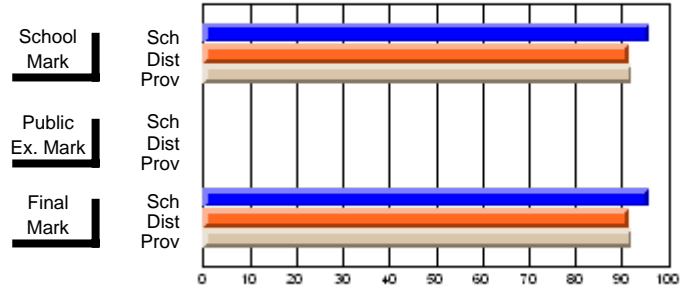
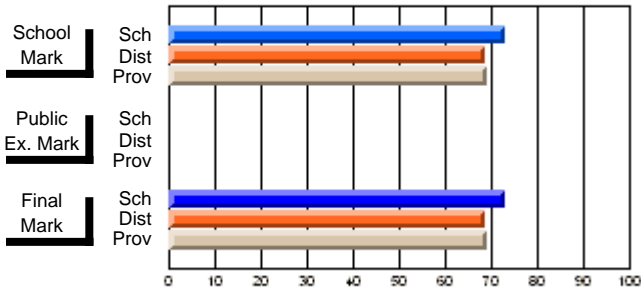
Grades: 10-12

Subject: Science

Course: PHYSICS 2204											
# students in course: 46											
	School Mark	School vs District	School vs Province		Public Exam Mark	School vs District	School vs Province		Final Mark	School vs District	School vs Province
Average Score											
School	73.2								73.2		
District	68.7	P	P						68.7	P	P
Province	69.1								69.1		
Percent of Passes											
School	95.7								95.7		
District	91.4	P	P						91.4	P	P
Province	92.1								92.1		

Average Scores

Percent Passes



* Data from the High School Certification System. The results from supplementary courses are not reflected in these results. All students obtaining a score of 48 or 49 on the final mark, were adjusted to 50 and are reflected in the Final Mark column.

District 4 - Eastern

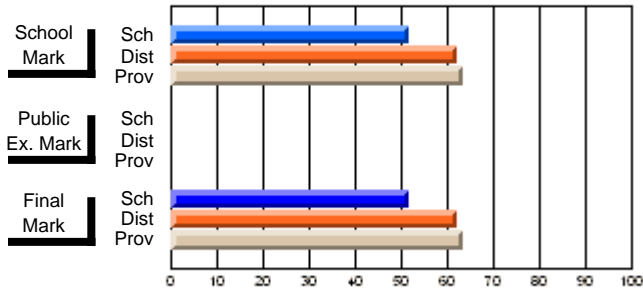
#253 - Carbonear Collegiate, Carbonear

Grades: 10-12

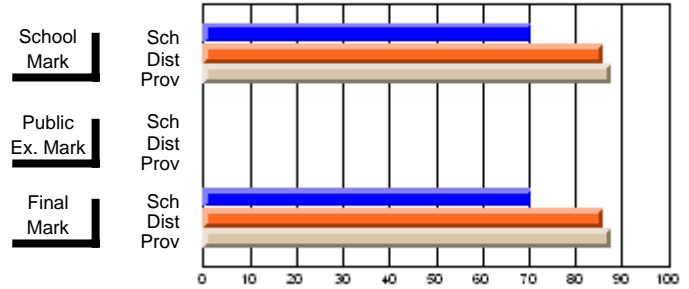
Subject: Science

Course: SCIENCE 3200									
# students in course: 51									
	School Mark	School vs District	School vs Province	Public Exam Mark	School vs District	School vs Province	Final Mark	School vs District	School vs Province
Average Score									
School	51.6						51.6		
District	62.1	q	q				62.1	q	q
Province	63.4						63.4		
Percent of Passes									
School	70.6						70.6		
District	86.0	q	q				86.0	q	q
Province	87.7						87.7		

Average Scores



Percent Passes



* Data from the High School Certification System. The results from supplementary courses are not reflected in these results. All students obtaining a score of 48 or 49 on the final mark, were adjusted to 50 and are reflected in the Final Mark column.

District 4 - Eastern

#253 - Carbonear Collegiate, Carbonear

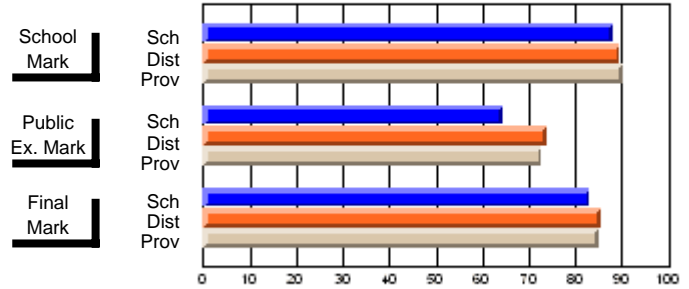
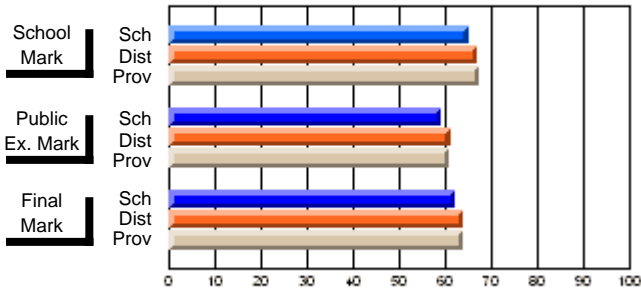
Grades: 10-12

Subject: Science

Course: BIOLOGY 3201											
# students in course: 59											
	School Mark	School vs District	School vs Province		Public Exam Mark	School vs District	School vs Province		Final Mark	School vs District	School vs Province
Average Score											
School	65.0				59.1				62.3		
District	66.9	q	q		61.0	q	q		63.9	q	q
Province	67.4				60.8				63.9		
Percent of Passes											
School	88.1				64.4				83.1		
District	89.5	q	q		73.8	q	q		85.3	q	q
Province	90.3				72.8				85.0		

Average Scores

Percent Passes



* Data from the High School Certification System. The results from supplementary courses are not reflected in these results. All students obtaining a score of 48 or 49 on the final mark, were adjusted to 50 and are reflected in the Final Mark column.

District 4 - Eastern

#253 - Carbonear Collegiate, Carbonear

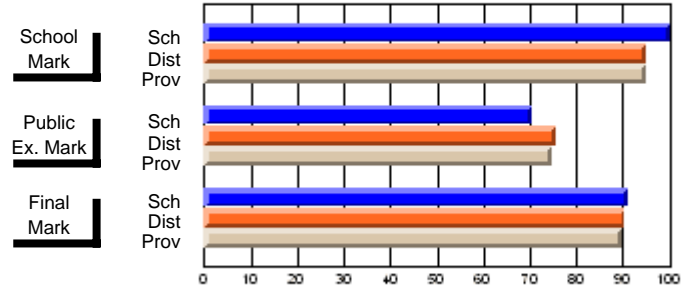
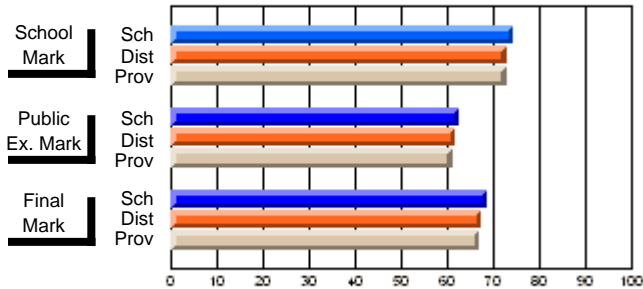
Grades: 10-12

Subject: Science

Course: CHEMISTRY 3202									
# students in course: 44									
	School Mark	School vs District	School vs Province	Public Exam Mark	School vs District	School vs Province	Final Mark	School vs District	School vs Province
Average Score									
School	74.2			62.7			68.7		
District	72.8	P	P	61.6	P	P	67.5	P	P
Province	72.8			61.1			67.1		
Percent of Passes									
School	100.0			70.5			90.9		
District	95.0	P	P	75.7	q	q	90.4	P	P
Province	95.0			74.6			89.8		

Average Scores

Percent Passes



* Data from the High School Certification System. The results from supplementary courses are not reflected in these results. All students obtaining a score of 48 or 49 on the final mark, were adjusted to 50 and are reflected in the Final Mark column.

District 4 - Eastern

#253 - Carbonear Collegiate, Carbonear

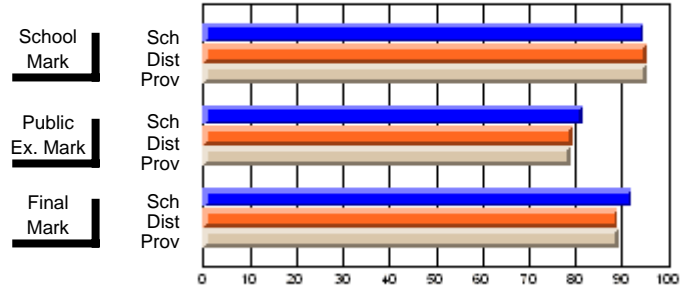
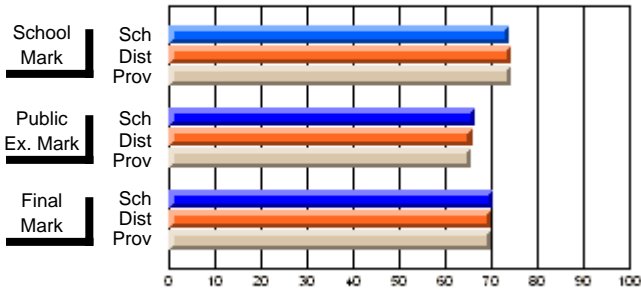
Grades: 10-12

Subject: Science

Course: PHYSICS 3204									
# students in course: 38									
	School Mark	School vs District	School vs Province	Public Exam Mark	School vs District	School vs Province	Final Mark	School vs District	School vs Province
Average Score									
School	73.8			66.4			70.3		
District	74.3	q	q	65.8	p	p	70.1	p	p
Province	74.4			65.6			70.0		
Percent of Passes									
School	94.7			81.6			92.1		
District	95.5	q	q	79.4	p	p	89.1	p	p
Province	95.2			79.0			89.2		

Average Scores

Percent Passes



* Data from the High School Certification System. The results from supplementary courses are not reflected in these results. All students obtaining a score of 48 or 49 on the final mark, were adjusted to 50 and are reflected in the Final Mark column.

District 4 - Eastern

#253 - Carbonear Collegiate, Carbonear

Grades: 10-12

Subject: Science

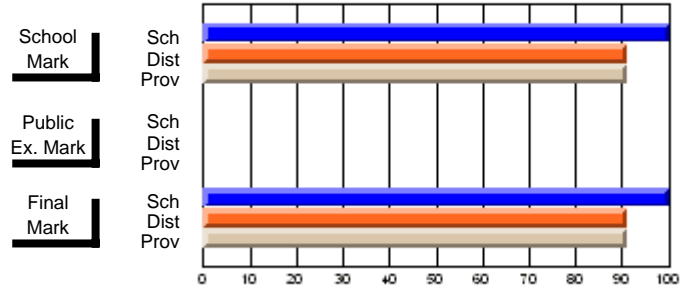
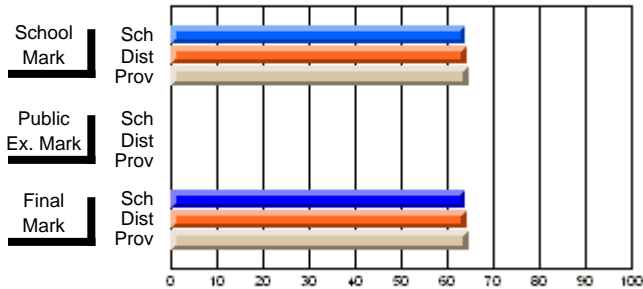
Course: ENVIRONMENTAL SCIENCE 3205

students in course: 29

	School Mark	School vs District	School vs Province	Public Exam Mark	School vs District	School vs Province	Final Mark	School vs District	School vs Province
Average Score									
School	64.0						64.0		
District	64.1	q	q				64.1	q	q
Province	64.5						64.5		
Percent of Passes									
School	100.0						100.0		
District	91.2	p	p				91.2	p	p
Province	90.9						90.9		

Average Scores

Percent Passes



* Data from the High School Certification System. The results from supplementary courses are not reflected in these results. All students obtaining a score of 48 or 49 on the final mark, were adjusted to 50 and are reflected in the Final Mark column.

District 4 - Eastern

#253 - Carbonear Collegiate, Carbonear

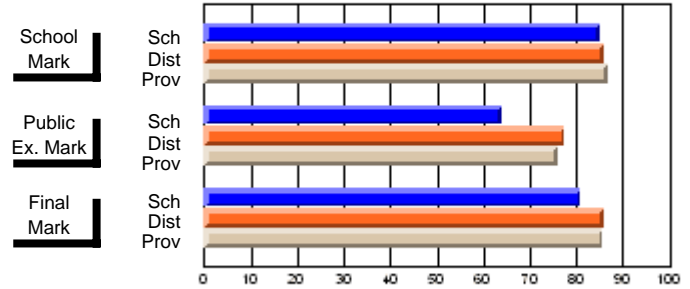
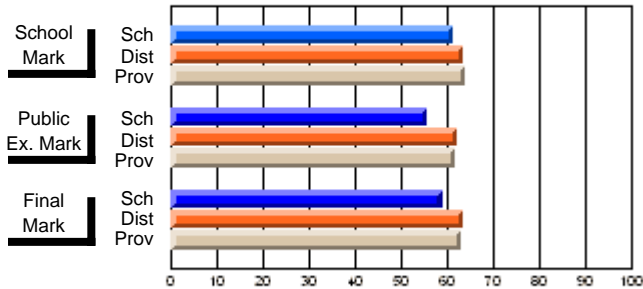
Grades: 10-12

Subject: Science

Course: EARTH SYSTEMS 3209											
# students in course: 47											
	School Mark	School vs District	School vs Province		Public Exam Mark	School vs District	School vs Province		Final Mark	School vs District	School vs Province
Average Score											
School	61.2				55.7				58.9		
District	63.5	q	q		62.1	q	q		63.5	q	q
Province	63.8				61.6				63.2		
Percent of Passes											
School	85.1				63.8				80.9		
District	85.9	q	q		77.5	q	q		86.0	q	q
Province	86.6				76.0				85.7		

Average Scores

Percent Passes



* Data from the High School Certification System. The results from supplementary courses are not reflected in these results. All students obtaining a score of 48 or 49 on the final mark, were adjusted to 50 and are reflected in the Final Mark column.

District 4 - Eastern

#253 - Carbonear Collegiate, Carbonear

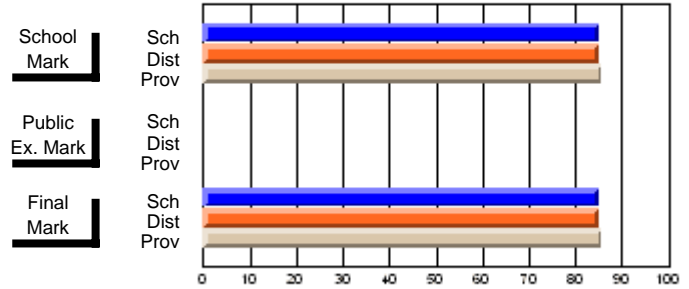
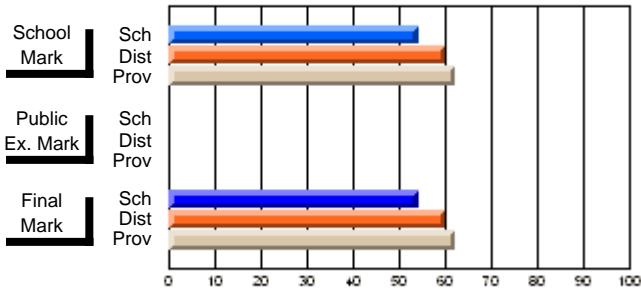
Grades: 10-12

Subject: English Language

Course: ENGLISH 1200											
# students in course: 20											
		School Mark	School vs District	School vs Province	Public Exam Mark		School vs District	School vs Province	Final Mark	School vs District	School vs Province
Average Score		54.1							54.1		
School		60.0	q	q					60.0	q	q
District		62.1							62.1		
Province											
Percent of Passes		85.0							85.0		
School		85.0	p	q					85.0	p	q
District		85.7							85.7		
Province											

Average Scores

Percent Passes



* Data from the High School Certification System. The results from supplementary courses are not reflected in these results. All students obtaining a score of 48 or 49 on the final mark, were adjusted to 50 and are reflected in the Final Mark column.

District 4 - Eastern

#253 - Carbonear Collegiate, Carbonear

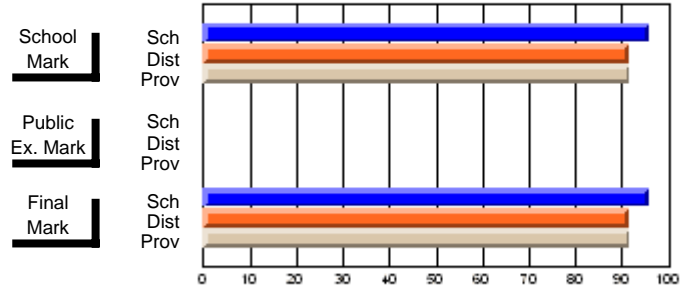
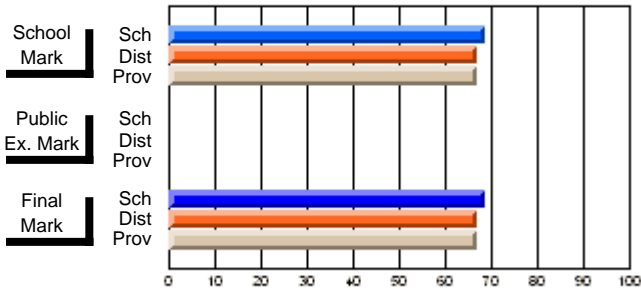
Grades: 10-12

Subject: English Language

Course: ENGLISH 1201									
# students in course: 138									
	School Mark	School vs District	School vs Province	Public Exam Mark	School vs District	School vs Province	Final Mark	School vs District	School vs Province
Average Score	68.6						68.6		
School	68.6						68.6		
District	67.0	P	P				67.0	P	P
Province	67.1						67.1		
Percent of Passes	95.7						95.7		
School	95.7						95.7		
District	91.4	P	P				91.4	P	P
Province	91.7						91.7		

Average Scores

Percent Passes



* Data from the High School Certification System. The results from supplementary courses are not reflected in these results. All students obtaining a score of 48 or 49 on the final mark, were adjusted to 50 and are reflected in the Final Mark column.

District 4 - Eastern

#253 - Carbonear Collegiate, Carbonear

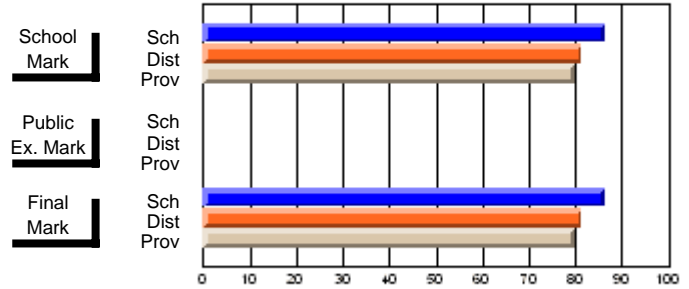
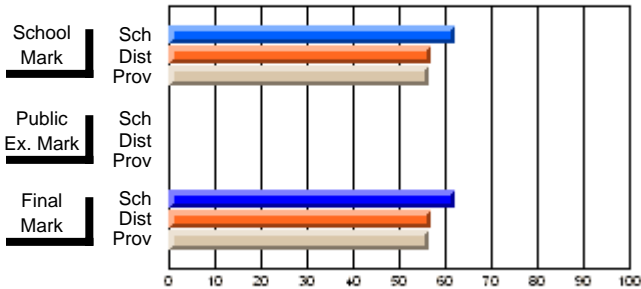
Grades: 10-12

Subject: English Language

Course: ENGLISH 1202									
# students in course: 22									
	School Mark	School vs District	School vs Province	Public Exam Mark	School vs District	School vs Province	Final Mark	School vs District	School vs Province
Average Score									
School	62.0						62.0		
District	57.1	P	P				57.1	P	P
Province	56.5						56.5		
Percent of Passes									
School	86.4						86.4		
District	81.4	P	P				81.4	P	P
Province	80.0						80.0		

Average Scores

Percent Passes



* Data from the High School Certification System. The results from supplementary courses are not reflected in these results. All students obtaining a score of 48 or 49 on the final mark, were adjusted to 50 and are reflected in the Final Mark column.

District 4 - Eastern

#253 - Carbonear Collegiate, Carbonear

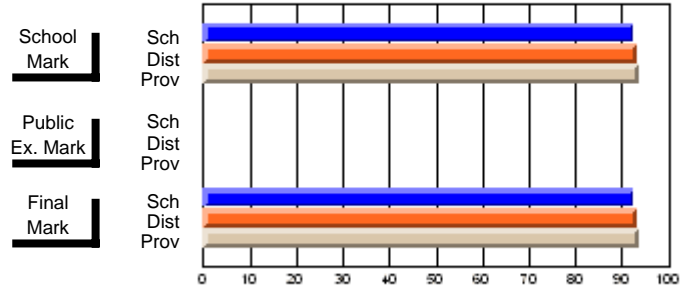
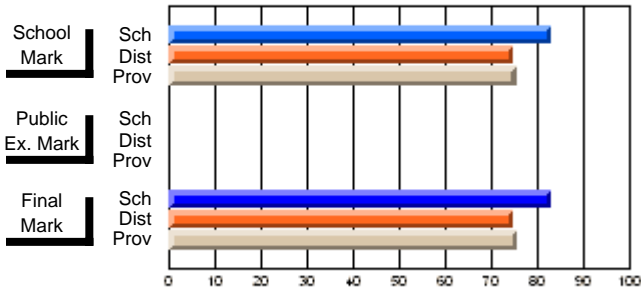
Grades: 10-12

Subject: English Language

Course: THEATRE ARTS 2200														
# students in course: 27														
		School Mark	School vs District	School vs Province			Public Exam Mark	School vs District	School vs Province			Final Mark	School vs District	School vs Province
Average Score		83.2										83.2		
School		74.6	P	P								74.6	P	P
District		75.4										75.4		
Province														
Percent of Passes		92.6										92.6		
School		93.3	q	q								93.3	q	q
District		93.6										93.6		
Province														

Average Scores

Percent Passes



* Data from the High School Certification System. The results from supplementary courses are not reflected in these results. All students obtaining a score of 48 or 49 on the final mark, were adjusted to 50 and are reflected in the Final Mark column.

District 4 - Eastern

#253 - Carbonear Collegiate, Carbonear

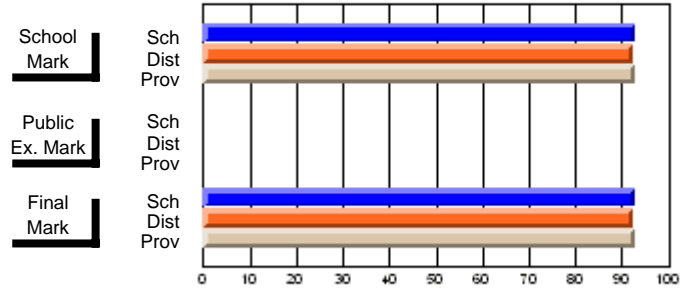
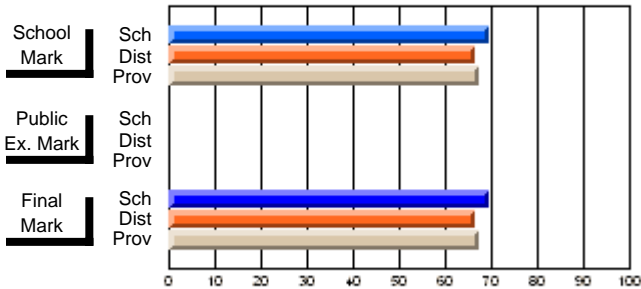
Grades: 10-12

Subject: English Language

Course: ENGLISH 2201											
# students in course: 110											
	School Mark	School vs District	School vs Province		Public Exam Mark	School vs District	School vs Province		Final Mark	School vs District	School vs Province
Average Score											
School	69.4								69.4		
District	66.5	P	P						66.5	P	P
Province	67.2								67.2		
Percent of Passes											
School	92.7								92.7		
District	92.2	P	Q						92.2	P	Q
Province	92.9								92.9		

Average Scores

Percent Passes



* Data from the High School Certification System. The results from supplementary courses are not reflected in these results. All students obtaining a score of 48 or 49 on the final mark, were adjusted to 50 and are reflected in the Final Mark column.

District 4 - Eastern

#253 - Carbonear Collegiate, Carbonear

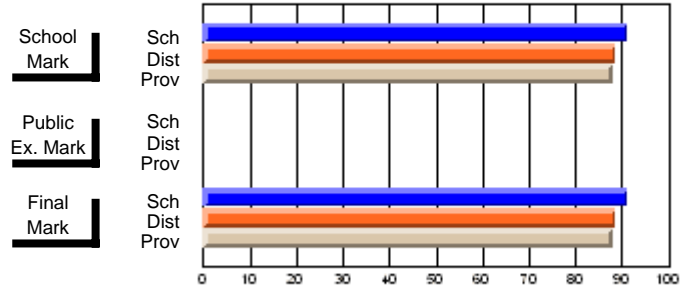
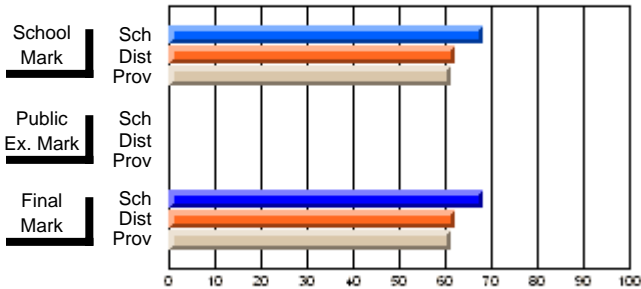
Grades: 10-12

Subject: English Language

Course: ENGLISH 2202														
# students in course: 46														
		School Mark	School vs District	School vs Province			Public Exam Mark	School vs District	School vs Province			Final Mark	School vs District	School vs Province
Average Score														
School		68.4										68.4		
District		62.1	P	P								62.1	P	P
Province		61.2										61.2		
Percent of Passes														
School		91.3										91.3		
District		88.7	P	P								88.7	P	P
Province		87.9										87.9		

Average Scores

Percent Passes



* Data from the High School Certification System. The results from supplementary courses are not reflected in these results. All students obtaining a score of 48 or 49 on the final mark, were adjusted to 50 and are reflected in the Final Mark column.

District 4 - Eastern

#253 - Carbonear Collegiate, Carbonear

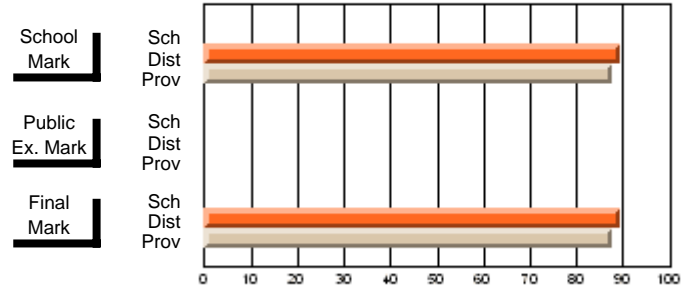
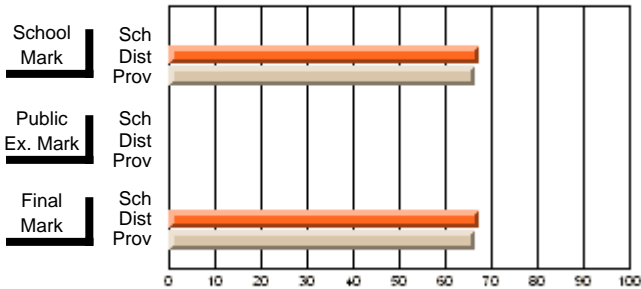
Grades: 10-12

Subject: English Language

Course: WRITING 2203				School data has 5 or fewer students. Data withheld for reasons of confidentiality.								
# students in course: 2												
				School Mark	School vs District	School vs Province	Public Exam Mark	School vs District	School vs Province	Final Mark	School vs District	School vs Province
<u>Average Score</u>												
School												
District				67.2	q	q				67.2	q	q
Province				66.5						66.5		
<u>Percent of Passes</u>												
School												
District				89.3	q	q				89.3	q	q
Province				87.7						87.7		

Average Scores

Percent Passes



* Data from the High School Certification System. The results from supplementary courses are not reflected in these results. All students obtaining a score of 48 or 49 on the final mark, were adjusted to 50 and are reflected in the Final Mark column.

District 4 - Eastern

#253 - Carbonear Collegiate, Carbonear

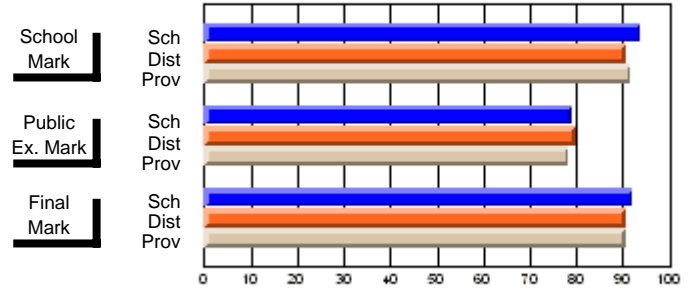
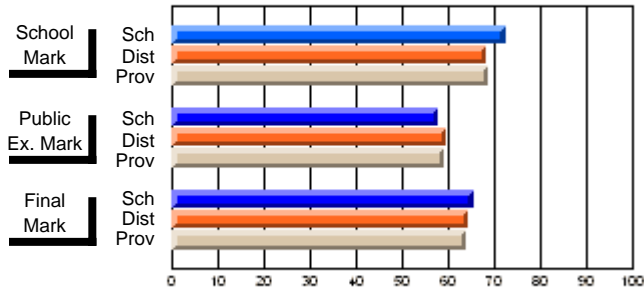
Grades: 10-12

Subject: English Language

Course: ENGLISH LANGUAGE ARTS 3201									
# students in course: 114	School Mark	School vs District	School vs Province	Public Exam Mark	School vs District	School vs Province	Final Mark	School vs District	School vs Province
Average Score									
School	72.3			57.8			65.4		
District	68.3	P	P	59.7	q	q	64.2	P	P
Province	68.6			58.9			63.7		
Percent of Passes									
School	93.9			78.9			92.1		
District	90.7	P	P	79.8	q	P	90.5	P	P
Province	91.7			78.3			90.7		

Average Scores

Percent Passes



* Data from the High School Certification System. The results from supplementary courses are not reflected in these results. All students obtaining a score of 48 or 49 on the final mark, were adjusted to 50 and are reflected in the Final Mark column.

District 4 - Eastern

#253 - Carbonear Collegiate, Carbonear

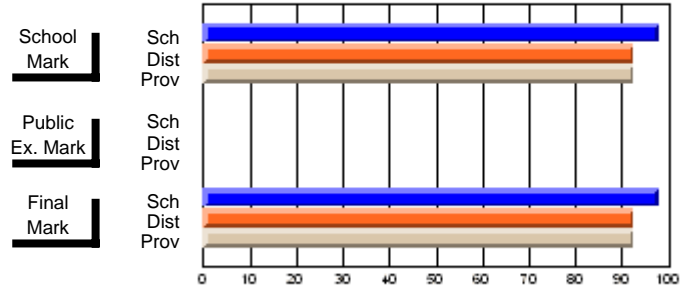
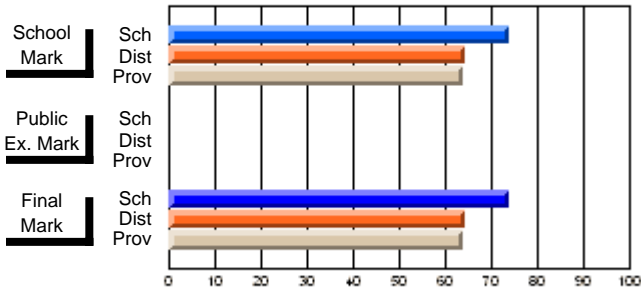
Grades: 10-12

Subject: English Language

Course: ENGLISH LANGUAGE ARTS 3202														
# students in course: 48														
		School Mark	School vs District	School vs Province			Public Exam Mark	School vs District	School vs Province			Final Mark	School vs District	School vs Province
Average Score														
School		73.9										73.9		
District		64.4	P	P								64.4	P	P
Province		63.7										63.7		
Percent of Passes														
School		97.9										97.9		
District		92.6	P	P								92.6	P	P
Province		92.5										92.6		

Average Scores

Percent Passes



* Data from the High School Certification System. The results from supplementary courses are not reflected in these results. All students obtaining a score of 48 or 49 on the final mark, were adjusted to 50 and are reflected in the Final Mark column.

District 4 - Eastern

#253 - Carbonear Collegiate, Carbonear

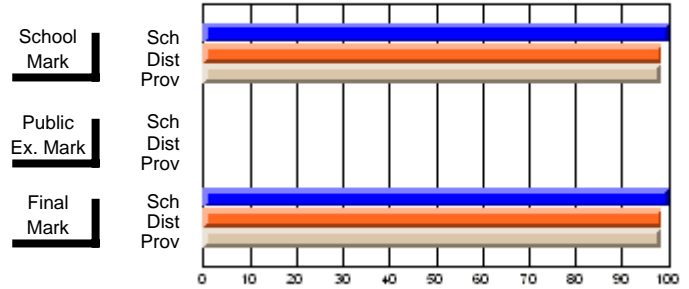
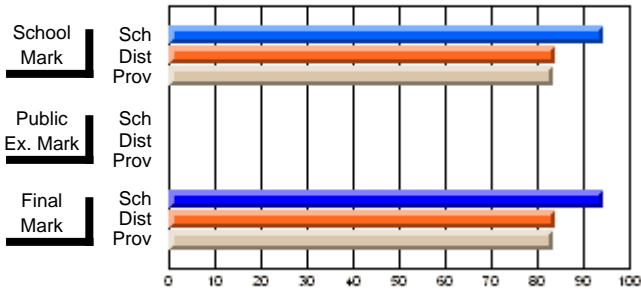
Grades: 10-12

Subject: English Language

Course: THEATRE ARTS 3220														
# students in course: 29														
		School Mark	School vs District	School vs Province			Public Exam Mark	School vs District	School vs Province			Final Mark	School vs District	School vs Province
Average Score														
School		94.4										94.4		
District		84.0	P	P								84.0	P	P
Province		83.5										83.5		
Percent of Passes														
School		100.0										100.0		
District		98.6	P	P								98.6	P	P
Province		98.4										98.4		

Average Scores

Percent Passes



* Data from the High School Certification System. The results from supplementary courses are not reflected in these results. All students obtaining a score of 48 or 49 on the final mark, were adjusted to 50 and are reflected in the Final Mark column.

District 4 - Eastern

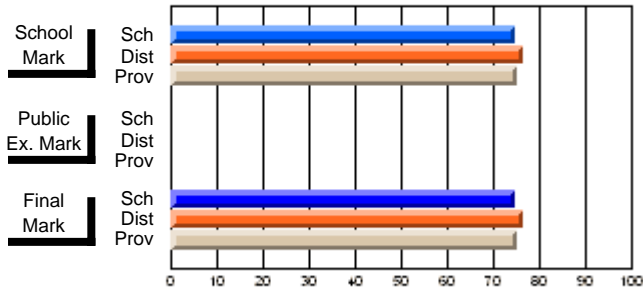
#274 - St. Catherine's Academy, Mount Carmel

Grades: K-12

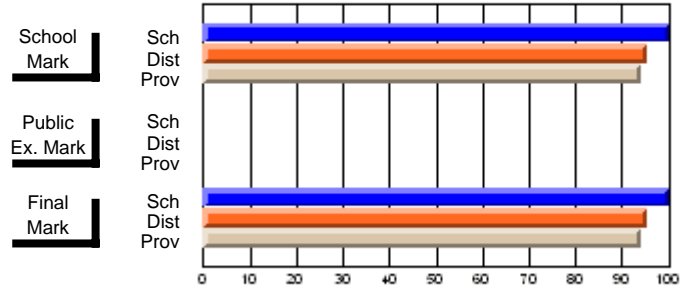
Subject: Enterprise Education

Course: ENTERPRISE 3205														
# students in course: 22														
		School Mark	School vs District	School vs Province			Public Exam Mark	School vs District	School vs Province			Final Mark	School vs District	School vs Province
Average Score														
School		74.6										74.6		
District		76.3	q	q								76.3	q	q
Province		75.3										75.3		
Percent of Passes														
School		100.0										100.0		
District		95.2	p	p								95.2	p	p
Province		94.2										94.2		

Average Scores



Percent Passes



* Data from the High School Certification System. The results from supplementary courses are not reflected in these results. All students obtaining a score of 48 or 49 on the final mark, were adjusted to 50 and are reflected in the Final Mark column.

District 4 - Eastern

#274 - St. Catherine's Academy, Mount Carmel

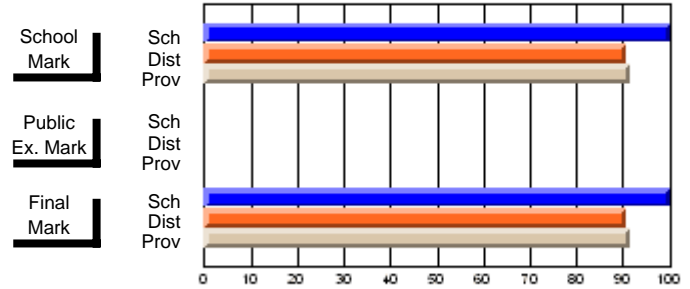
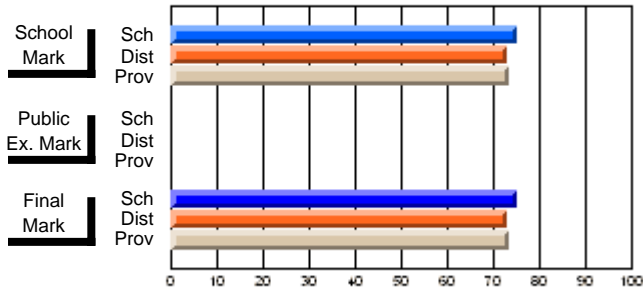
Grades: K-12

Subject: Family Studies

Course: HUMAN DYNAMICS 2201											
# students in course: 14											
	School Mark	School vs District	School vs Province		Public Exam Mark	School vs District	School vs Province		Final Mark	School vs District	School vs Province
Average Score											
School	75.1								75.1		
District	73.1	P	P						73.1	P	P
Province	73.3								73.3		
Percent of Passes											
School	100.0								100.0		
District	90.5	P	P						90.5	P	P
Province	91.6								91.6		

Average Scores

Percent Passes



* Data from the High School Certification System. The results from supplementary courses are not reflected in these results. All students obtaining a score of 48 or 49 on the final mark, were adjusted to 50 and are reflected in the Final Mark column.

District 4 - Eastern

#274 - St. Catherine's Academy, Mount Carmel

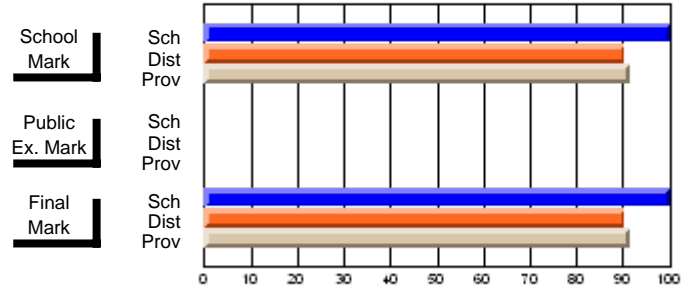
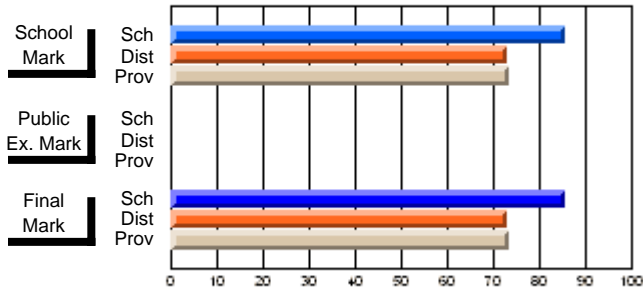
Grades: K-12

Subject: Family Studies

Course: NUTRITION 3100									
# students in course: 17									
	School Mark	School vs District	School vs Province	Public Exam Mark	School vs District	School vs Province	Final Mark	School vs District	School vs Province
Average Score									
School	85.7						85.7		
District	72.9	P	P				72.9	P	P
Province	73.3						73.3		
Percent of Passes									
School	100.0						100.0		
District	90.4	P	P				90.4	P	P
Province	91.4						91.4		

Average Scores

Percent Passes



* Data from the High School Certification System. The results from supplementary courses are not reflected in these results. All students obtaining a score of 48 or 49 on the final mark, were adjusted to 50 and are reflected in the Final Mark column.

District 4 - Eastern

#274 - St. Catherine's Academy, Mount Carmel

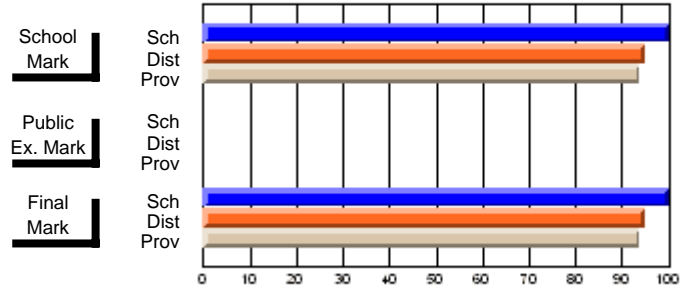
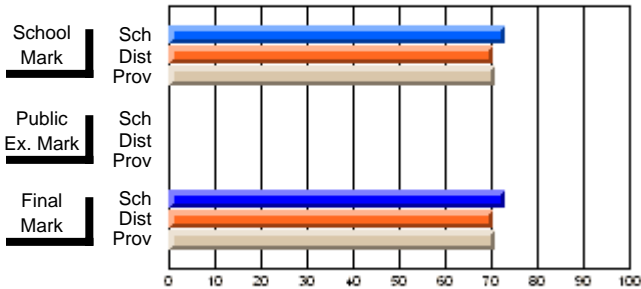
Grades: K-12

Subject: French

Course: FRENCH 2200											
# students in course: 12											
		School Mark	School vs District	School vs Province	Public Exam Mark		School vs District	School vs Province	Final Mark	School vs District	School vs Province
Average Score		72.8							72.8		
School		72.8							72.8		
District		70.5	P	P					70.5	P	P
Province		70.7							70.7		
Percent of Passes		100.0							100.0		
School		100.0							100.0		
District		95.0	P	P					95.0	P	P
Province		93.9							93.9		

Average Scores

Percent Passes



* Data from the High School Certification System. The results from supplementary courses are not reflected in these results. All students obtaining a score of 48 or 49 on the final mark, were adjusted to 50 and are reflected in the Final Mark column.

District 4 - Eastern

#274 - St. Catherine's Academy, Mount Carmel

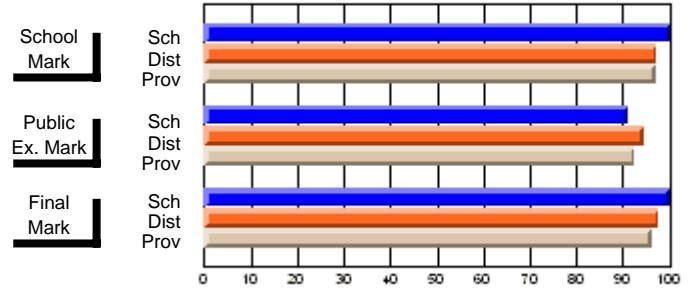
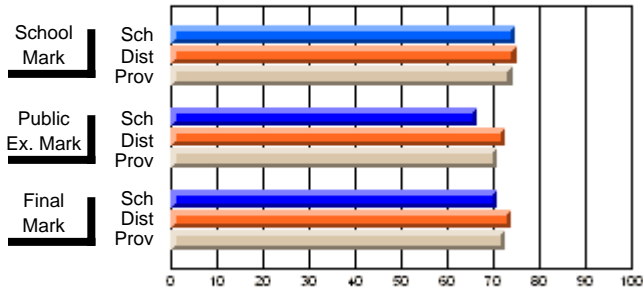
Grades: K-12

Subject: French

Course: FRENCH 3200											
# students in course: 11											
	School Mark	School vs District	School vs Province		Public Exam Mark	School vs District	School vs Province		Final Mark	School vs District	School vs Province
Average Score											
School	74.8				66.5				70.9		
District	74.9	q	P		72.4	q	q		73.8	q	q
Province	74.1				70.8				72.4		
Percent of Passes											
School	100.0				90.9				100.0		
District	97.3	P	P		94.5	q	q		97.7	P	P
Province	97.2				92.6				96.2		

Average Scores

Percent Passes



* Data from the High School Certification System. The results from supplementary courses are not reflected in these results. All students obtaining a score of 48 or 49 on the final mark, were adjusted to 50 and are reflected in the Final Mark column.

District 4 - Eastern

#274 - St. Catherine's Academy, Mount Carmel

Grades: K-12

Subject: Health

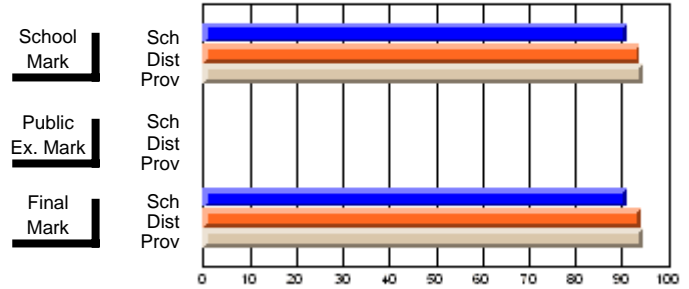
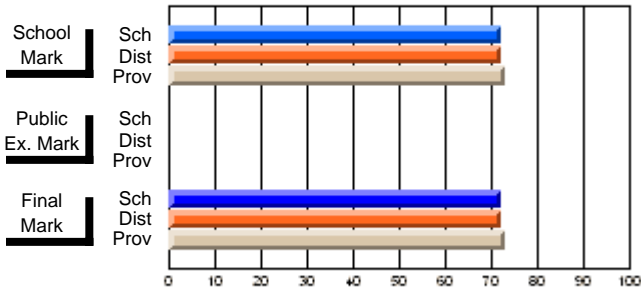
Course: WORK PLACE SAFETY 3220

students in course: 11

	School Mark	School vs District	School vs Province	Public Exam Mark	School vs District	School vs Province	Final Mark	School vs District	School vs Province
Average Score									
School	72.0						72.0		
District	72.2	q	q				72.2	q	q
Province	73.0						73.0		
Percent of Passes									
School	90.9						90.9		
District	93.8	q	q				94.0	q	q
Province	94.6						94.6		

Average Scores

Percent Passes



* Data from the High School Certification System. The results from supplementary courses are not reflected in these results. All students obtaining a score of 48 or 49 on the final mark, were adjusted to 50 and are reflected in the Final Mark column.

District 4 - Eastern

#274 - St. Catherine's Academy, Mount Carmel

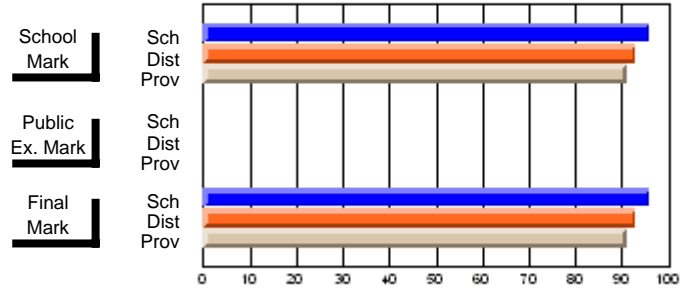
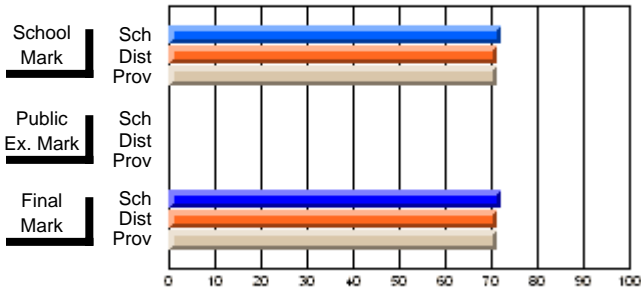
Grades: K-12

Subject: Technology Education

Course: INTEGRATED SYSTEMS 1205									
# students in course: 25									
	School Mark	School vs District	School vs Province	Public Exam Mark	School vs District	School vs Province	Final Mark	School vs District	School vs Province
Average Score	72.3						72.3		
School	71.2	P	P				71.2	P	P
District	71.3						71.3		
Province									
Percent of Passes	96.0						96.0		
School	93.0	P	P				93.0	P	P
District	91.2						91.2		
Province									

Average Scores

Percent Passes



* Data from the High School Certification System. The results from supplementary courses are not reflected in these results. All students obtaining a score of 48 or 49 on the final mark, were adjusted to 50 and are reflected in the Final Mark column.

District 4 - Eastern

#274 - St. Catherine's Academy, Mount Carmel

Grades: K-12

Subject: Technology Education

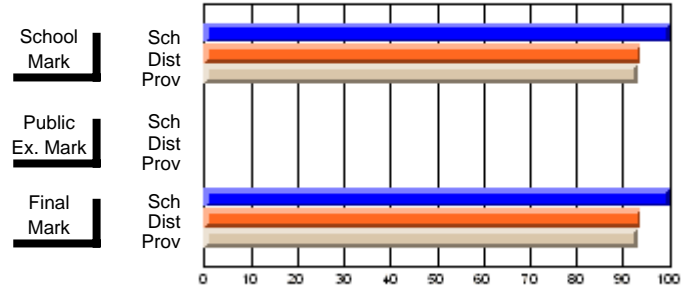
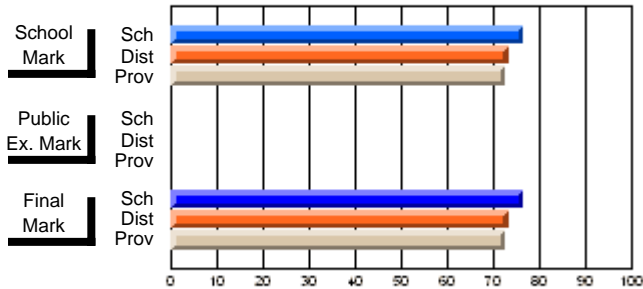
Course: COMMUNICATIONS TECHNOLOGY 2104

students in course: 14

	School Mark	School vs District	School vs Province	Public Exam Mark	School vs District	School vs Province	Final Mark	School vs District	School vs Province
Average Score									
School	76.6						76.6		
District	73.2	P	P				73.2	P	P
Province	72.6						72.6		
Percent of Passes									
School	100.0						100.0		
District	93.9	P	P				93.9	P	P
Province	93.3						93.3		

Average Scores

Percent Passes



* Data from the High School Certification System. The results from supplementary courses are not reflected in these results. All students obtaining a score of 48 or 49 on the final mark, were adjusted to 50 and are reflected in the Final Mark column.

District 4 - Eastern

#274 - St. Catherine's Academy, Mount Carmel

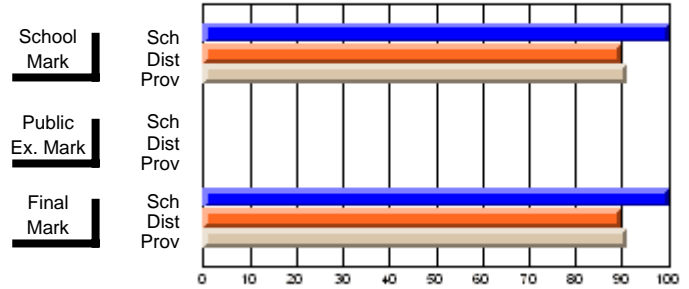
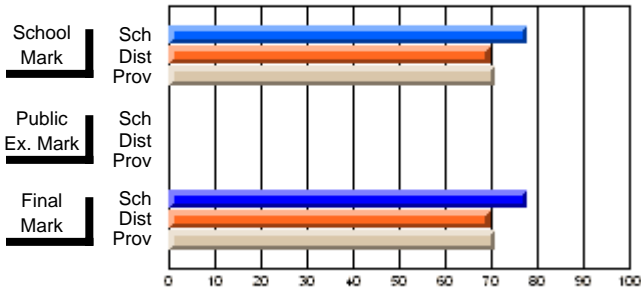
Grades: K-12

Subject: Technology Education

Course: COMMUNICATIONS TECHNOLOGY 3104											
# students in course: 14											
	School Mark	School vs District	School vs Province		Public Exam Mark	School vs District	School vs Province		Final Mark	School vs District	School vs Province
Average Score											
School	77.8								77.8		
District	69.7	P	P						69.7	P	P
Province	70.8								70.8		
Percent of Passes											
School	100.0								100.0		
District	89.6	P	P						89.8	P	P
Province	91.2								91.2		

Average Scores

Percent Passes



* Data from the High School Certification System. The results from supplementary courses are not reflected in these results. All students obtaining a score of 48 or 49 on the final mark, were adjusted to 50 and are reflected in the Final Mark column.

District 4 - Eastern

#274 - St. Catherine's Academy, Mount Carmel

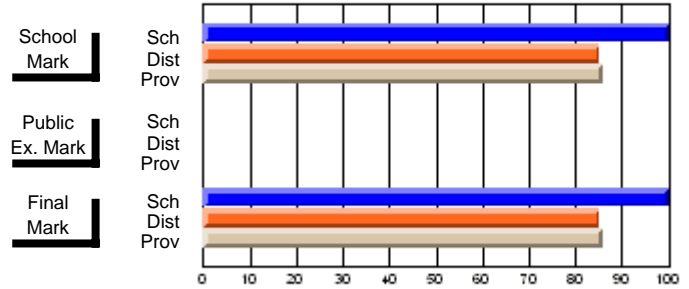
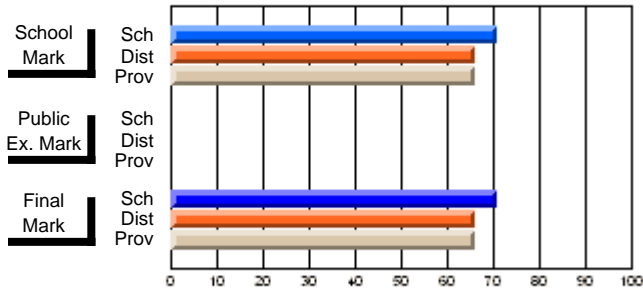
Grades: K-12

Subject: Mathematics

Course: MATHEMATICS 1204									
# students in course: 14									
	School Mark	School vs District	School vs Province	Public Exam Mark	School vs District	School vs Province	Final Mark	School vs District	School vs Province
Average Score									
School	70.8						70.8		
District	66.1	P	P				66.1	P	P
Province	66.1						66.1		
Percent of Passes									
School	100.0						100.0		
District	85.2	P	P				85.2	P	P
Province	85.8						85.8		

Average Scores

Percent Passes



* Data from the High School Certification System. The results from supplementary courses are not reflected in these results. All students obtaining a score of 48 or 49 on the final mark, were adjusted to 50 and are reflected in the Final Mark column.

District 4 - Eastern

#274 - St. Catherine's Academy, Mount Carmel

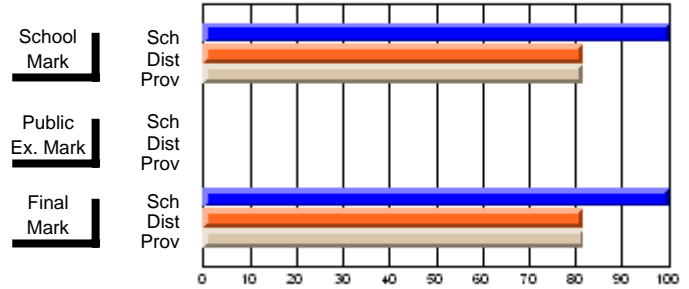
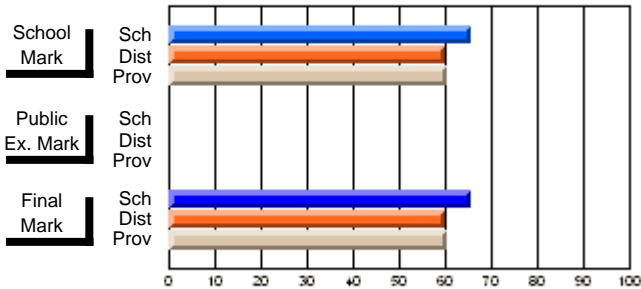
Grades: K-12

Subject: Mathematics

Course: MATHEMATICS 1206											
# students in course: 10											
	School Mark	School vs District	School vs Province		Public Exam Mark	School vs District	School vs Province		Final Mark	School vs District	School vs Province
Average Score											
School	65.6								65.6		
District	60.1	P	P						60.1	P	P
Province	60.3								60.3		
Percent of Passes											
School	100.0								100.0		
District	81.5	P	P						81.6	P	P
Province	81.7								81.8		

Average Scores

Percent Passes



* Data from the High School Certification System. The results from supplementary courses are not reflected in these results. All students obtaining a score of 48 or 49 on the final mark, were adjusted to 50 and are reflected in the Final Mark column.

District 4 - Eastern

#274 - St. Catherine's Academy, Mount Carmel

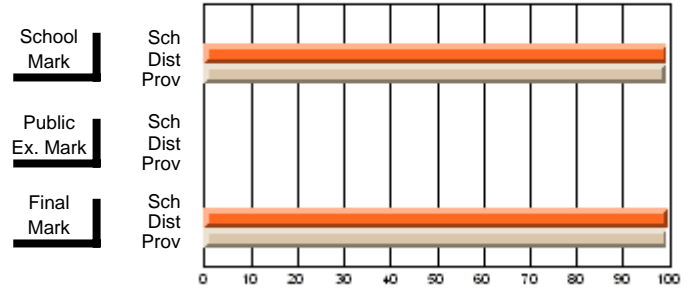
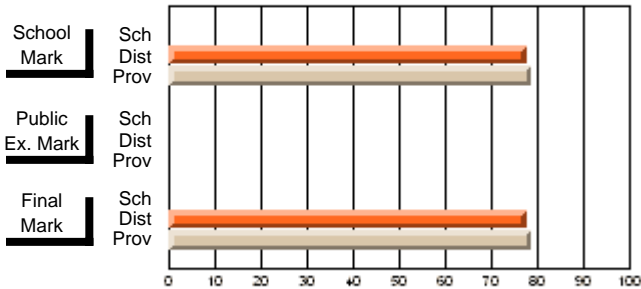
Grades: K-12

Subject: Mathematics

Course: MATHEMATICS 2205				School data has 5 or fewer students. Data withheld for reasons of confidentiality.					
# students in course: 5									
	School Mark	School vs District	School vs Province	Public Exam Mark	School vs District	School vs Province	Final Mark	School vs District	School vs Province
Average Score									
School									
District	77.5	q	q				77.5	q	q
Province	78.6						78.6		
Percent of Passes									
School									
District	99.4	p	p				99.5	p	p
Province	99.3						99.4		

Average Scores

Percent Passes



* Data from the High School Certification System. The results from supplementary courses are not reflected in these results. All students obtaining a score of 48 or 49 on the final mark, were adjusted to 50 and are reflected in the Final Mark column.

District 4 - Eastern

#274 - St. Catherine's Academy, Mount Carmel

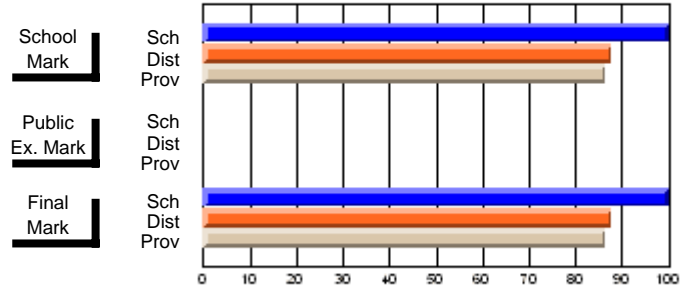
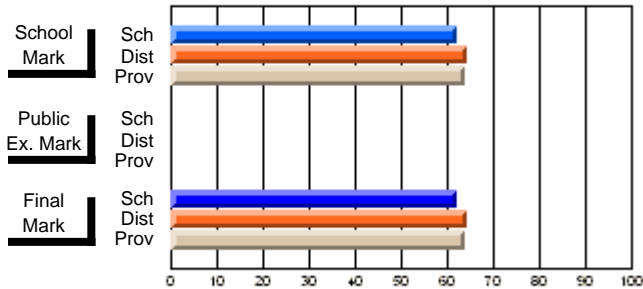
Grades: K-12

Subject: Mathematics

Course: MATHEMATICS 2206									
# students in course: 13									
	School Mark	School vs District	School vs Province	Public Exam Mark	School vs District	School vs Province	Final Mark	School vs District	School vs Province
Average Score									
School	62.1						62.1		
District	64.5	q	q				64.5	q	q
Province	63.8						63.8		
Percent of Passes									
School	100.0						100.0		
District	87.8	p	p				87.8	p	p
Province	86.5						86.5		

Average Scores

Percent Passes



* Data from the High School Certification System. The results from supplementary courses are not reflected in these results. All students obtaining a score of 48 or 49 on the final mark, were adjusted to 50 and are reflected in the Final Mark column.

District 4 - Eastern

#274 - St. Catherine's Academy, Mount Carmel

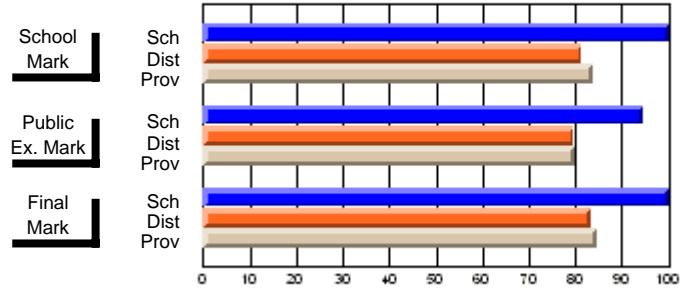
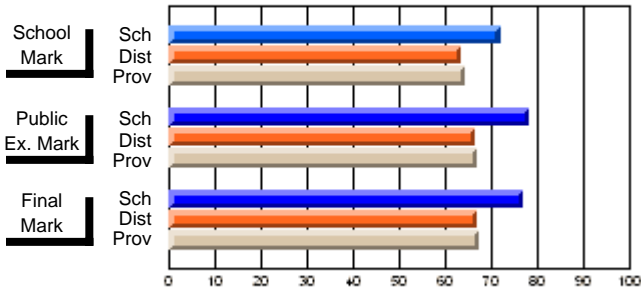
Grades: K-12

Subject: Mathematics

Course: MATHEMATICS 3204			
# students in course: 18			
School Mark	School vs District	School vs Province	
Average Score			
School	71.9		
District	63.5	P	P
Province	64.3		
Percent of Passes			
School	100.0		
District	81.4	P	P
Province	83.7		
Public Exam Mark	School vs District	School vs Province	
78.2			
66.7	P	P	
66.8			
Final Mark	School vs District	School vs Province	
76.8			
66.9	P	P	
67.3			
100.0			
83.3	P	P	
84.6			

Average Scores

Percent Passes



* Data from the High School Certification System. The results from supplementary courses are not reflected in these results. All students obtaining a score of 48 or 49 on the final mark, were adjusted to 50 and are reflected in the Final Mark column.

District 4 - Eastern

#274 - St. Catherine's Academy, Mount Carmel

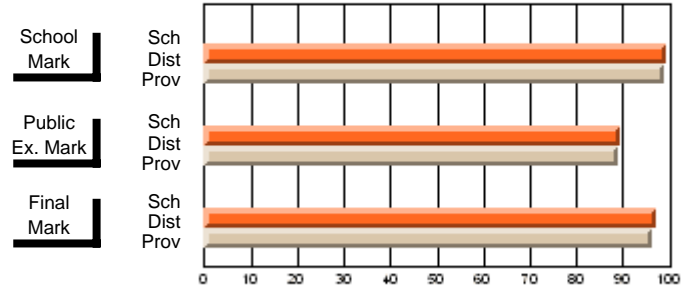
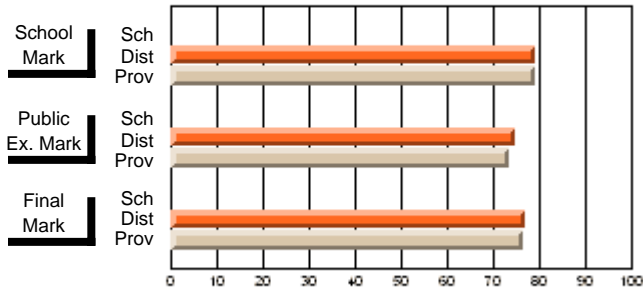
Grades: K-12

Subject: Mathematics

Course: MATHEMATICS 3205				School data has 5 or fewer students. Data withheld for reasons of confidentiality.								
# students in course: 2				School Mark			Public Exam Mark			Final Mark		
				School vs District	School vs Province	School vs District	School vs Province	School vs District	School vs Province	School vs District	School vs Province	
Average Score												
School												
District				79.1	q	q	74.6	q	p	77.0	q	q
Province				79.1			73.6			76.4		
Percent of Passes												
School												
District				99.3	p	p	89.4	p	p	97.0	p	p
Province				98.7			88.9			96.3		

Average Scores

Percent Passes



* Data from the High School Certification System. The results from supplementary courses are not reflected in these results. All students obtaining a score of 48 or 49 on the final mark, were adjusted to 50 and are reflected in the Final Mark column.

District 4 - Eastern

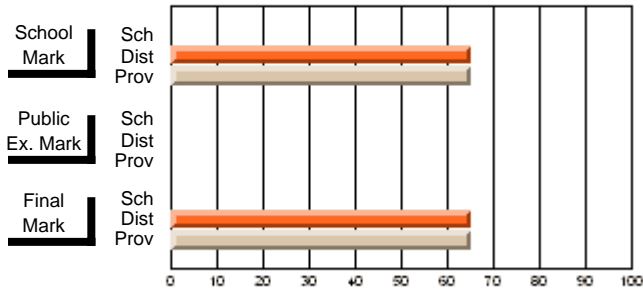
#274 - St. Catherine's Academy, Mount Carmel

Grades: K-12

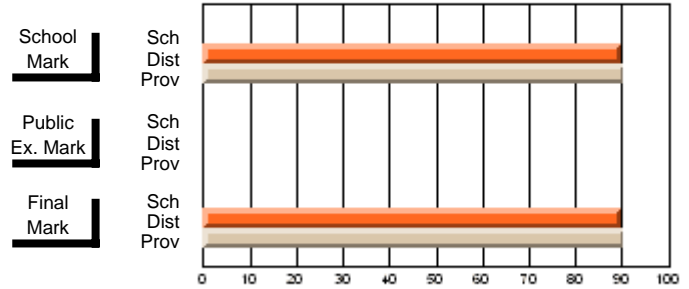
Subject: Mathematics

Course: MATHEMATICS 3206				School data has 5 or fewer students. Data withheld for reasons of confidentiality.										
# students in course: 4														
		School Mark	School vs District	School vs Province			Public Exam Mark	School vs District	School vs Province			Final Mark	School vs District	School vs Province
Average Score														
School														
District		65.3	P	P								65.3	P	P
Province		65.2										65.2		
Percent of Passes														
School														
District		89.7	P	P								89.7	P	P
Province		90.4										90.4		

Average Scores



Percent Passes



* Data from the High School Certification System. The results from supplementary courses are not reflected in these results. All students obtaining a score of 48 or 49 on the final mark, were adjusted to 50 and are reflected in the Final Mark column.

District 4 - Eastern

#274 - St. Catherine's Academy, Mount Carmel

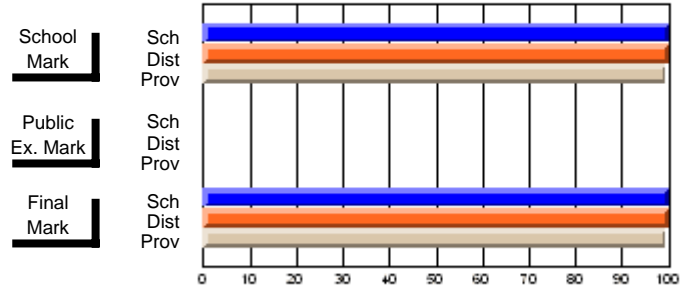
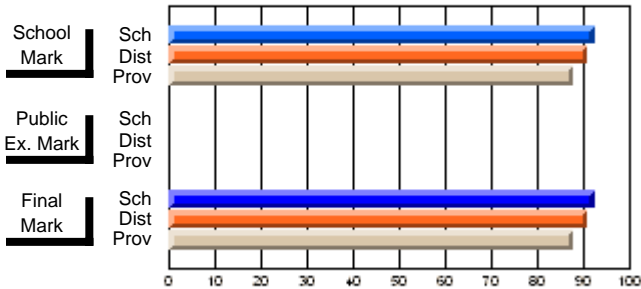
Grades: K-12

Subject: Music

Course: ENSEMBLE PERFORMANCE 1105									
# students in course: 6									
	School Mark	School vs District	School vs Province	Public Exam Mark	School vs District	School vs Province	Final Mark	School vs District	School vs Province
Average Score									
School	92.3						92.3		
District	90.7	P	P				90.7	P	P
Province	87.6						87.6		
Percent of Passes									
School	100.0						100.0		
District	100.0	P	P				100.0	P	P
Province	99.4						99.4		

Average Scores

Percent Passes



* Data from the High School Certification System. The results from supplementary courses are not reflected in these results. All students obtaining a score of 48 or 49 on the final mark, were adjusted to 50 and are reflected in the Final Mark column.

District 4 - Eastern

#274 - St. Catherine's Academy, Mount Carmel

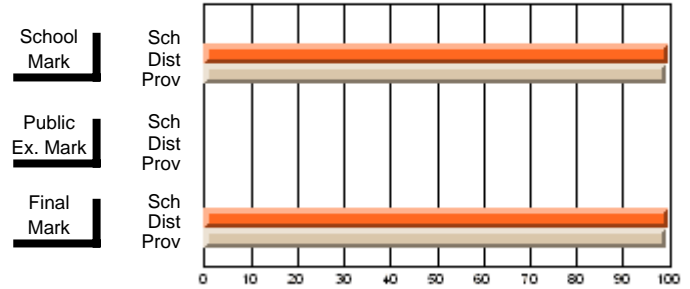
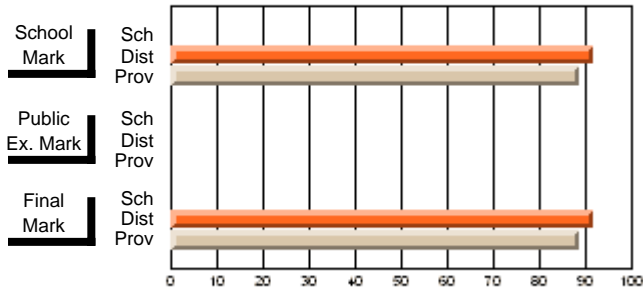
Grades: K-12

Subject: Music

Course: ENSEMBLE PERFORMANCE 2105				School data has 5 or fewer students. Data withheld for reasons of confidentiality.								
# students in course: 4				School Mark			Public Exam Mark			Final Mark		
				School vs District	School vs Province	School vs District	School vs Province	School vs District	School vs Province	School vs District	School vs Province	
Average Score												
School												
District				91.5	P	P			91.5	P	P	
Province				88.7					88.7			
Percent of Passes												
School												
District				99.7	P	P			99.7	P	P	
Province				99.2					99.2			

Average Scores

Percent Passes



* Data from the High School Certification System. The results from supplementary courses are not reflected in these results. All students obtaining a score of 48 or 49 on the final mark, were adjusted to 50 and are reflected in the Final Mark column.

District 4 - Eastern

#274 - St. Catherine's Academy, Mount Carmel

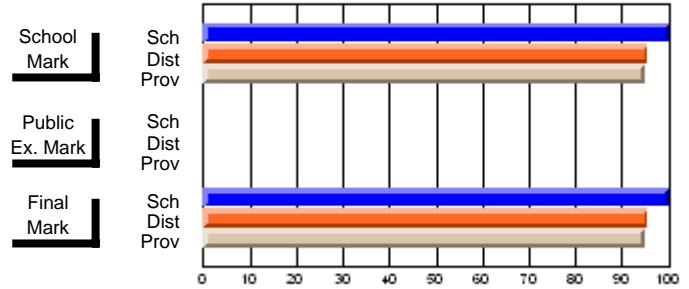
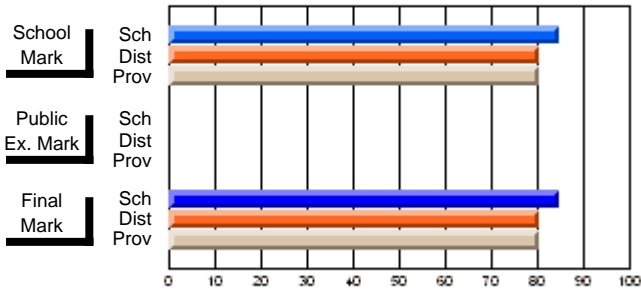
Grades: K-12

Subject: Music

Course: APPLIED MUSIC 2206									
# students in course: 9									
	School Mark	School vs District	School vs Province	Public Exam Mark	School vs District	School vs Province	Final Mark	School vs District	School vs Province
Average Score	84.9						84.9		
School	84.9						84.9		
District	80.4	P	P				80.4	P	P
Province	80.2						80.2		
Percent of Passes	100.0						100.0		
School	100.0						100.0		
District	95.6	P	P				95.6	P	P
Province	94.8						94.8		

Average Scores

Percent Passes



* Data from the High School Certification System. The results from supplementary courses are not reflected in these results. All students obtaining a score of 48 or 49 on the final mark, were adjusted to 50 and are reflected in the Final Mark column.

District 4 - Eastern

#274 - St. Catherine's Academy, Mount Carmel

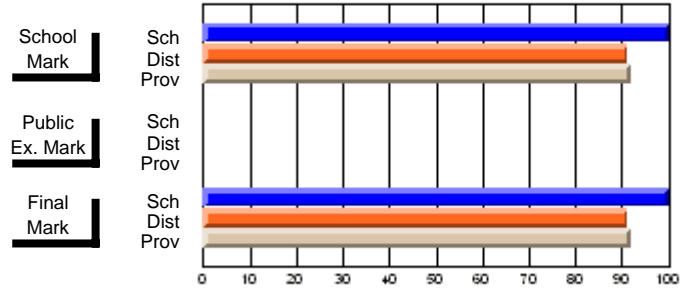
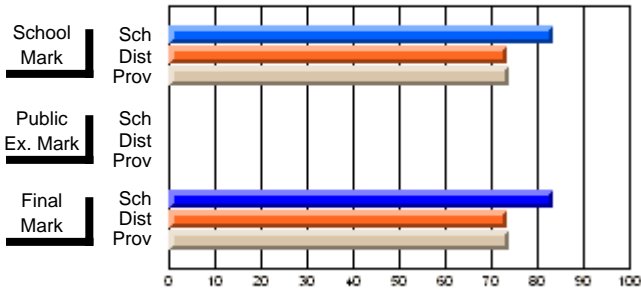
Grades: K-12

Subject: Physical Education

Course: HEALTHY LIVING 1200														
# students in course: 13														
		School Mark	School vs District	School vs Province			Public Exam Mark	School vs District	School vs Province			Final Mark	School vs District	School vs Province
Average Score														
School		83.5										83.5		
District		73.3	P	P								73.3	P	P
Province		74.0										74.0		
Percent of Passes														
School		100.0										100.0		
District		91.3	P	P								91.3	P	P
Province		91.8										91.8		

Average Scores

Percent Passes



* Data from the High School Certification System. The results from supplementary courses are not reflected in these results. All students obtaining a score of 48 or 49 on the final mark, were adjusted to 50 and are reflected in the Final Mark column.

District 4 - Eastern

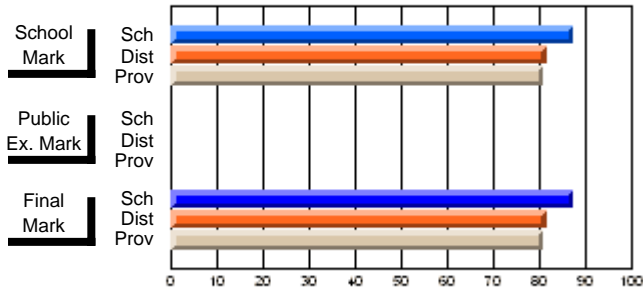
#274 - St. Catherine's Academy, Mount Carmel

Grades: K-12

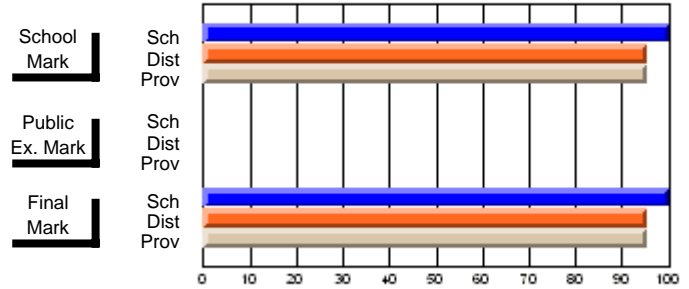
Subject: Physical Education

Course: PHYSICAL EDUCATION 2100														
# students in course: 18														
		School Mark	School vs District	School vs Province			Public Exam Mark	School vs District	School vs Province			Final Mark	School vs District	School vs Province
Average Score														
School		87.2										87.2		
District		81.5	P	P								81.5	P	P
Province		80.7										80.7		
Percent of Passes														
School		100.0										100.0		
District		95.5	P	P								95.5	P	P
Province		95.2										95.2		

Average Scores



Percent Passes



* Data from the High School Certification System. The results from supplementary courses are not reflected in these results. All students obtaining a score of 48 or 49 on the final mark, were adjusted to 50 and are reflected in the Final Mark column.

District 4 - Eastern

#274 - St. Catherine's Academy, Mount Carmel

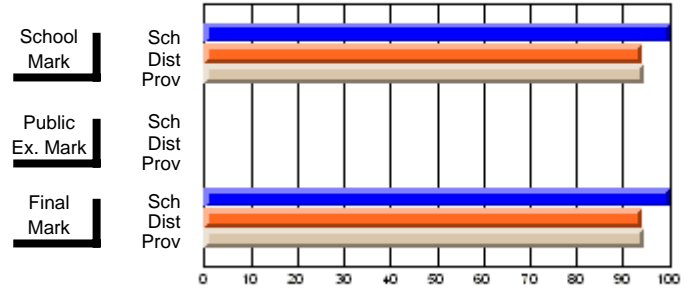
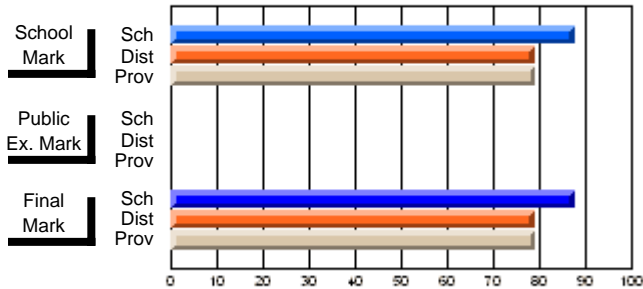
Grades: K-12

Subject: Physical Education

Course: PHYSICAL EDUCATION 2101														
# students in course: 19														
		School Mark	School vs District	School vs Province			Public Exam Mark	School vs District	School vs Province			Final Mark	School vs District	School vs Province
Average Score		87.5										87.5		
School		78.8	P	P								78.8	P	P
District		79.0										79.0		
Province														
Percent of Passes		100.0										100.0		
School		94.1	P	P								94.1	P	P
District		94.4										94.4		
Province														

Average Scores

Percent Passes



* Data from the High School Certification System. The results from supplementary courses are not reflected in these results. All students obtaining a score of 48 or 49 on the final mark, were adjusted to 50 and are reflected in the Final Mark column.

District 4 - Eastern

#274 - St. Catherine's Academy, Mount Carmel

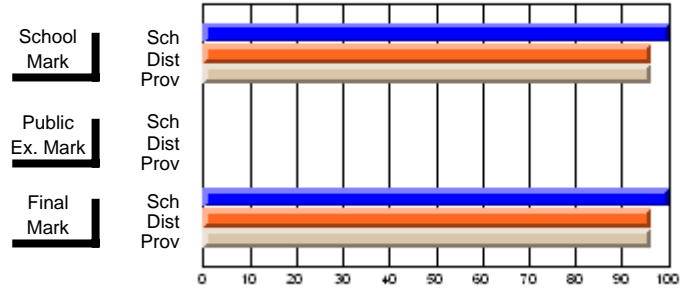
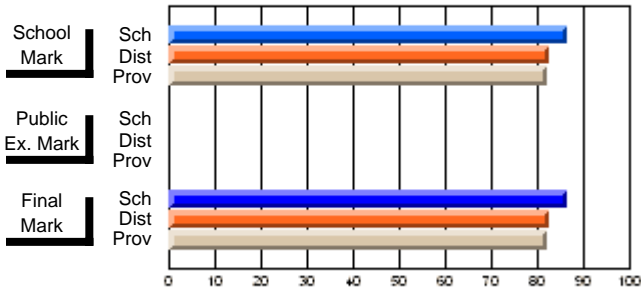
Grades: K-12

Subject: Physical Education

Course: PHYSICAL EDUCATION 3100														
# students in course: 17														
		School Mark	School vs District	School vs Province			Public Exam Mark	School vs District	School vs Province			Final Mark	School vs District	School vs Province
Average Score		86.4										86.4		
School		86.4										86.4		
District		82.6	P	P								82.6	P	P
Province		82.0										82.0		
Percent of Passes		100.0										100.0		
School		100.0										100.0		
District		96.1	P	P								96.1	P	P
Province		96.1										96.1		

Average Scores

Percent Passes



* Data from the High School Certification System. The results from supplementary courses are not reflected in these results. All students obtaining a score of 48 or 49 on the final mark, were adjusted to 50 and are reflected in the Final Mark column.

District 4 - Eastern

#274 - St. Catherine's Academy, Mount Carmel

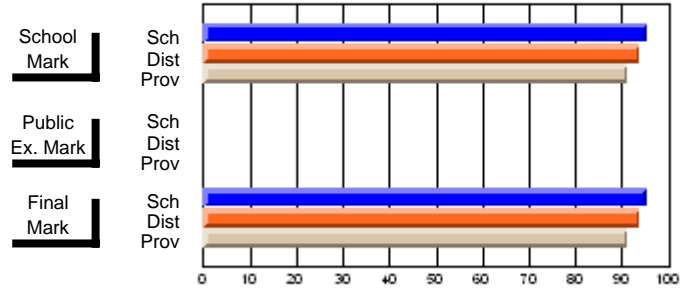
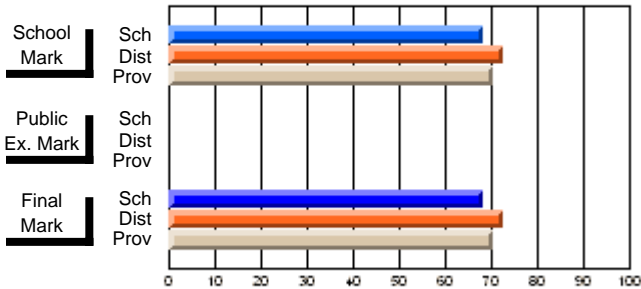
Grades: K-12

Subject: Social Studies

Course: CANADIAN HISTORY 1201														
# students in course: 22														
		School Mark	School vs District	School vs Province			Public Exam Mark	School vs District	School vs Province			Final Mark	School vs District	School vs Province
Average Score		68.1										68.1		
School		72.6	q	q								72.6	q	q
District		70.5										70.5		
Province														
Percent of Passes		95.5										95.5		
School		93.8	p	p								93.8	p	p
District		91.3										91.3		
Province														

Average Scores

Percent Passes



* Data from the High School Certification System. The results from supplementary courses are not reflected in these results. All students obtaining a score of 48 or 49 on the final mark, were adjusted to 50 and are reflected in the Final Mark column.

District 4 - Eastern

#274 - St. Catherine's Academy, Mount Carmel

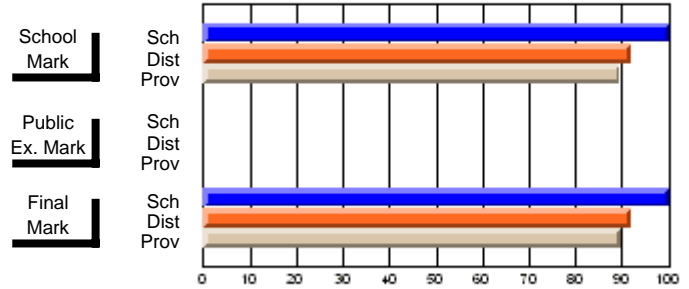
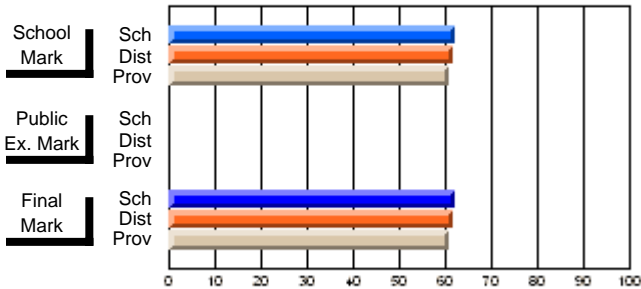
Grades: K-12

Subject: Social Studies

Course: WORLD GEOGRAPHY 3200									
# students in course: 7	School Mark	School vs District	School vs Province	Public Exam Mark	School vs District	School vs Province	Final Mark	School vs District	School vs Province
Average Score									
School	62.1						62.1		
District	61.7	P	P				61.7	P	P
Province	60.9						60.9		
Percent of Passes									
School	100.0						100.0		
District	91.8	P	P				91.9	P	P
Province	89.5						89.7		

Average Scores

Percent Passes



* Data from the High School Certification System. The results from supplementary courses are not reflected in these results. All students obtaining a score of 48 or 49 on the final mark, were adjusted to 50 and are reflected in the Final Mark column.

District 4 - Eastern

#274 - St. Catherine's Academy, Mount Carmel

Grades: K-12

Subject: Social Studies

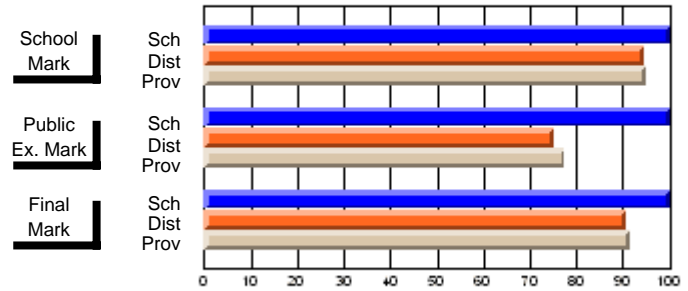
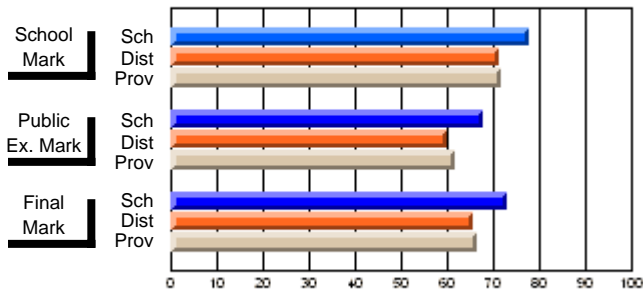
Course: WORLD GEOGRAPHY 3202

students in course: 13

	School Mark	School vs District	School vs Province	Public Exam Mark	School vs District	School vs Province	Final Mark	School vs District	School vs Province
Average Score									
School	77.7			67.7			72.9		
District	71.2	P	P	60.1	P	P	65.5	P	P
Province	71.7			61.6			66.5		
Percent of Passes									
School	100.0			100.0			100.0		
District	94.4	P	P	75.0	P	P	90.5	P	P
Province	95.0			77.5			91.6		

Average Scores

Percent Passes



* Data from the High School Certification System. The results from supplementary courses are not reflected in these results. All students obtaining a score of 48 or 49 on the final mark, were adjusted to 50 and are reflected in the Final Mark column.

District 4 - Eastern

#274 - St. Catherine's Academy, Mount Carmel

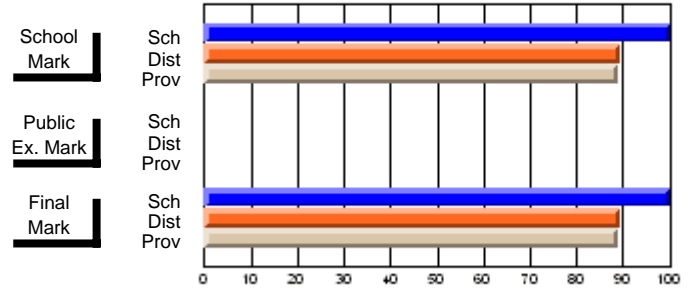
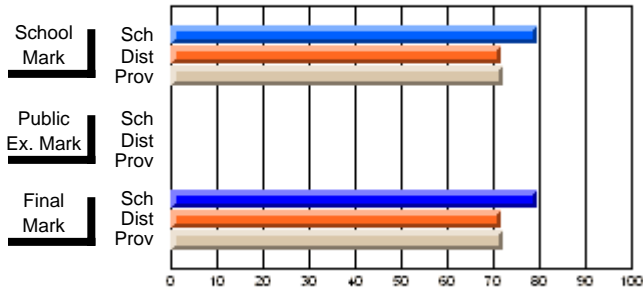
Grades: K-12

Subject: Guidance

Course: CAREER DEVELOPMENT 2201									
# students in course: 13	School Mark	School vs District	School vs Province	Public Exam Mark	School vs District	School vs Province	Final Mark	School vs District	School vs Province
Average Score	79.5						79.5		
School	71.8	P	P				71.8	P	P
District	72.2						72.2		
Province									
Percent of Passes	100.0						100.0		
School	89.2	P	P				89.2	P	P
District	88.9						88.9		
Province									

Average Scores

Percent Passes



* Data from the High School Certification System. The results from supplementary courses are not reflected in these results. All students obtaining a score of 48 or 49 on the final mark, were adjusted to 50 and are reflected in the Final Mark column.

District 4 - Eastern

#274 - St. Catherine's Academy, Mount Carmel

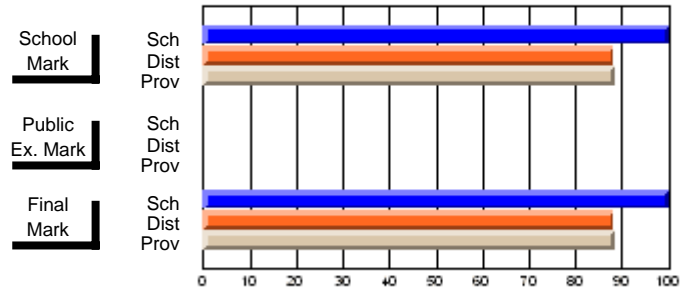
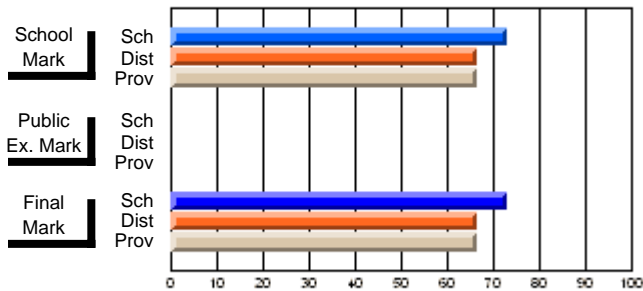
Grades: K-12

Subject: Science

Course: SCIENCE 1206									
# students in course: 17									
	School Mark	School vs District	School vs Province	Public Exam Mark	School vs District	School vs Province	Final Mark	School vs District	School vs Province
Average Score									
School	72.9						72.9		
District	66.4	P	P				66.4	P	P
Province	66.4						66.4		
Percent of Passes									
School	100.0						100.0		
District	88.2	P	P				88.2	P	P
Province	88.5						88.5		

Average Scores

Percent Passes



* Data from the High School Certification System. The results from supplementary courses are not reflected in these results. All students obtaining a score of 48 or 49 on the final mark, were adjusted to 50 and are reflected in the Final Mark column.

District 4 - Eastern

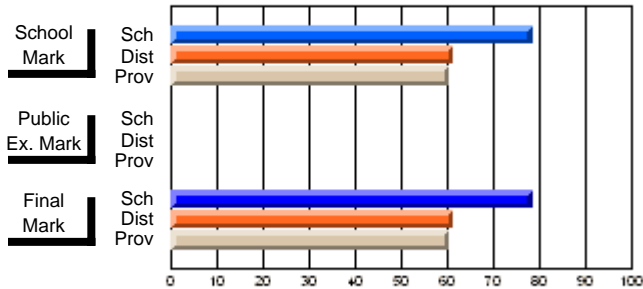
#274 - St. Catherine's Academy, Mount Carmel

Grades: K-12

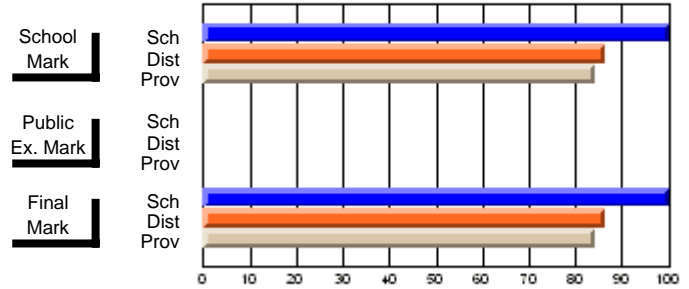
Subject: Science

Course: SCIENCE 2200									
# students in course: 8	School Mark	School vs District	School vs Province	Public Exam Mark	School vs District	School vs Province	Final Mark	School vs District	School vs Province
Average Score									
School	78.4						78.4		
District	61.4	P	P				61.4	P	P
Province	60.3						60.3		
Percent of Passes									
School	100.0						100.0		
District	86.2	P	P				86.2	P	P
Province	84.3						84.3		

Average Scores



Percent Passes



* Data from the High School Certification System. The results from supplementary courses are not reflected in these results. All students obtaining a score of 48 or 49 on the final mark, were adjusted to 50 and are reflected in the Final Mark column.

District 4 - Eastern

#274 - St. Catherine's Academy, Mount Carmel

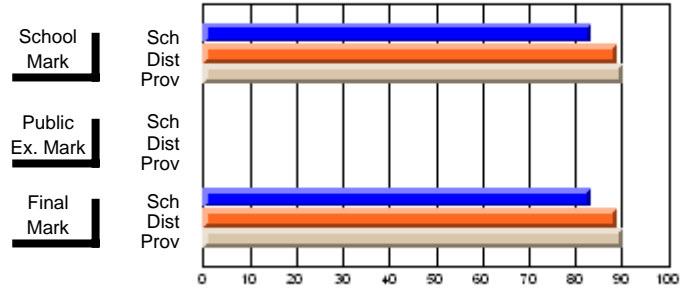
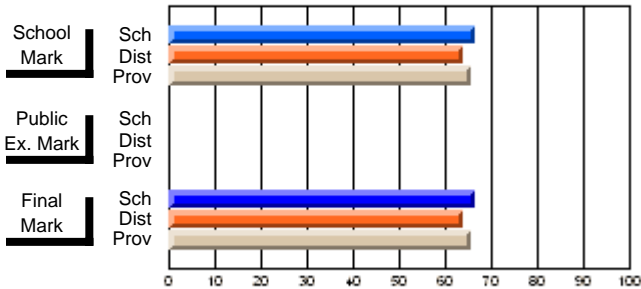
Grades: K-12

Subject: Science

Course: BIOLOGY 2201									
# students in course: 12									
	School Mark	School vs District	School vs Province	Public Exam Mark	School vs District	School vs Province	Final Mark	School vs District	School vs Province
Average Score									
School	66.6						66.6		
District	63.9	P	P				63.9	P	P
Province	65.5						65.5		
Percent of Passes									
School	83.3						83.3		
District	89.0	q	q				89.0	q	q
Province	90.1						90.1		

Average Scores

Percent Passes



* Data from the High School Certification System. The results from supplementary courses are not reflected in these results. All students obtaining a score of 48 or 49 on the final mark, were adjusted to 50 and are reflected in the Final Mark column.

District 4 - Eastern

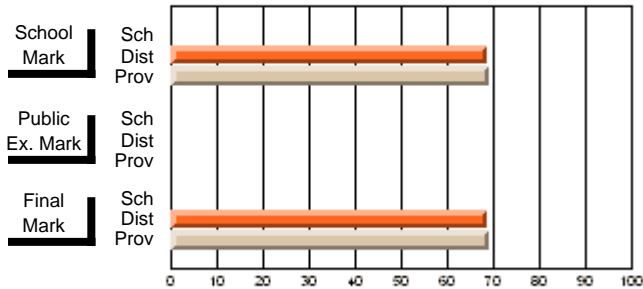
#274 - St. Catherine's Academy, Mount Carmel

Grades: K-12

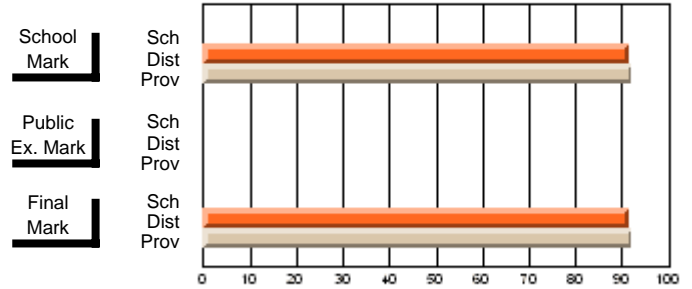
Subject: Science

Course: PHYSICS 2204			School data has 5 or fewer students. Data withheld for reasons of confidentiality.			
# students in course: 2	School Mark	School vs District School vs Province	Public Exam Mark	School vs District School vs Province	Final Mark	School vs District School vs Province
Average Score						
School						
District	68.7	P			68.7	P
Province	69.1				69.1	
Percent of Passes						
School						
District	91.4	P			91.4	P
Province	92.1				92.1	

Average Scores



Percent Passes



* Data from the High School Certification System. The results from supplementary courses are not reflected in these results. All students obtaining a score of 48 or 49 on the final mark, were adjusted to 50 and are reflected in the Final Mark column.

District 4 - Eastern

#274 - St. Catherine's Academy, Mount Carmel

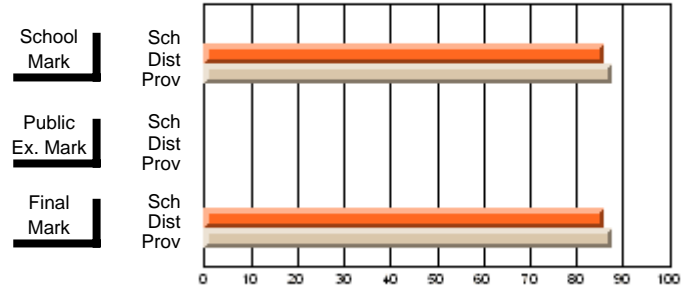
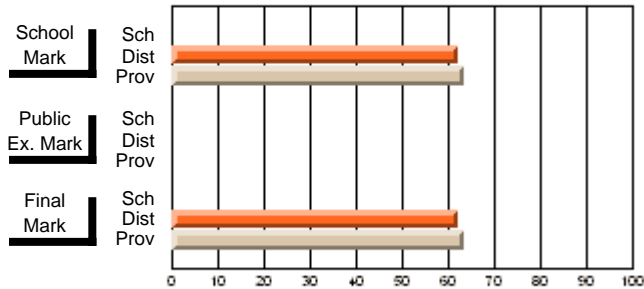
Grades: K-12

Subject: Science

Course: SCIENCE 3200			School data has 5 or fewer students. Data withheld for reasons of confidentiality.						
# students in course: 5	School Mark	School vs District	School vs Province	Public Exam Mark	School vs District	School vs Province	Final Mark	School vs District	School vs Province
Average Score									
School									
District	62.1	P	P				62.1	P	P
Province	63.4						63.4		
Percent of Passes									
School									
District	86.0	P	P				86.0	P	P
Province	87.7						87.7		

Average Scores

Percent Passes



* Data from the High School Certification System. The results from supplementary courses are not reflected in these results. All students obtaining a score of 48 or 49 on the final mark, were adjusted to 50 and are reflected in the Final Mark column.

District 4 - Eastern

#274 - St. Catherine's Academy, Mount Carmel

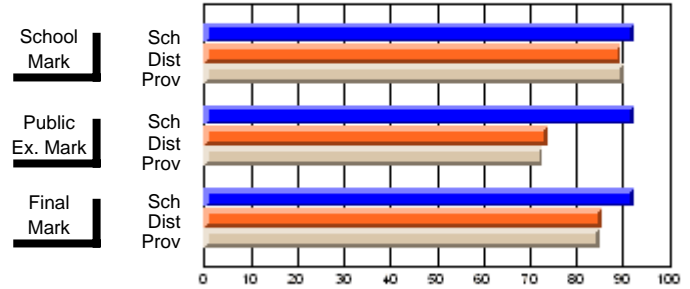
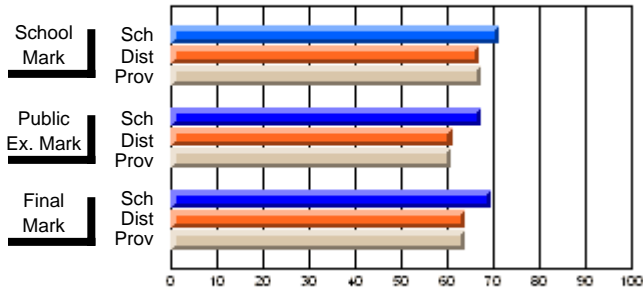
Grades: K-12

Subject: Science

Course: BIOLOGY 3201									
# students in course: 13									
	School Mark	School vs District	School vs Province	Public Exam Mark	School vs District	School vs Province	Final Mark	School vs District	School vs Province
Average Score									
School	71.2			67.5			69.7		
District	66.9	P	P	61.0	P	P	63.9	P	P
Province	67.4			60.8			63.9		
Percent of Passes									
School	92.3			92.3			92.3		
District	89.5	P	P	73.8	P	P	85.3	P	P
Province	90.3			72.8			85.0		

Average Scores

Percent Passes



* Data from the High School Certification System. The results from supplementary courses are not reflected in these results. All students obtaining a score of 48 or 49 on the final mark, were adjusted to 50 and are reflected in the Final Mark column.

District 4 - Eastern

#274 - St. Catherine's Academy, Mount Carmel

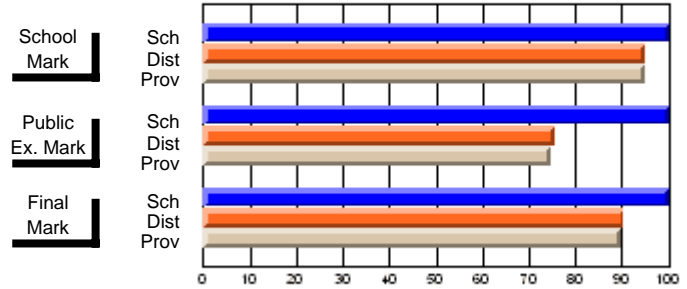
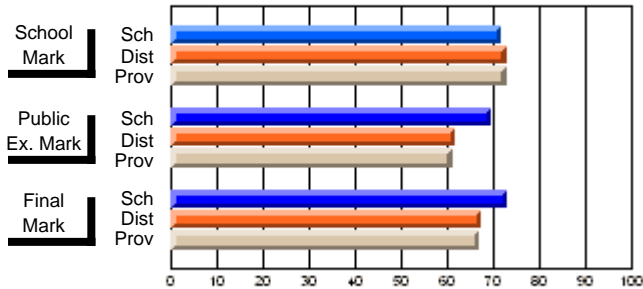
Grades: K-12

Subject: Science

Course: CHEMISTRY 3202									
# students in course: 15									
	School Mark	School vs District	School vs Province	Public Exam Mark	School vs District	School vs Province	Final Mark	School vs District	School vs Province
Average Score									
School	71.5			69.4			72.9		
District	72.8	q	q	61.6	p	p	67.5	p	p
Province	72.8			61.1			67.1		
Percent of Passes									
School	100.0			100.0			100.0		
District	95.0	p	p	75.7	p	p	90.4	p	p
Province	95.0			74.6			89.8		

Average Scores

Percent Passes



* Data from the High School Certification System. The results from supplementary courses are not reflected in these results. All students obtaining a score of 48 or 49 on the final mark, were adjusted to 50 and are reflected in the Final Mark column.

District 4 - Eastern

#274 - St. Catherine's Academy, Mount Carmel

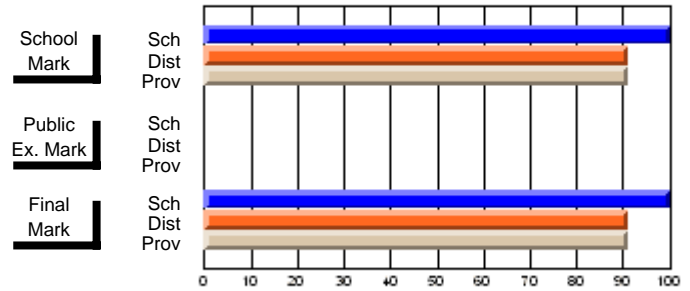
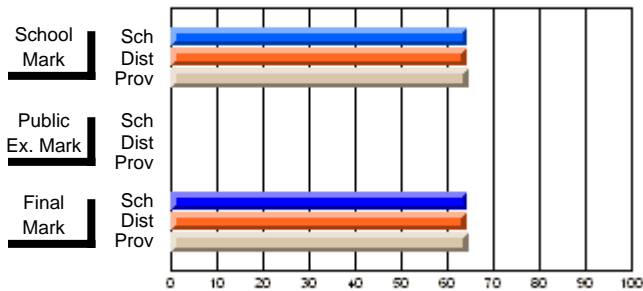
Grades: K-12

Subject: Science

Course: ENVIRONMENTAL SCIENCE 3205														
# students in course: 17														
		School Mark	School vs District	School vs Province			Public Exam Mark	School vs District	School vs Province			Final Mark	School vs District	School vs Province
Average Score														
School		64.1										64.1		
District		64.1	P	Q								64.1	P	Q
Province		64.5										64.5		
Percent of Passes														
School		100.0										100.0		
District		91.2	P	P								91.2	P	P
Province		90.9										90.9		

Average Scores

Percent Passes



* Data from the High School Certification System. The results from supplementary courses are not reflected in these results. All students obtaining a score of 48 or 49 on the final mark, were adjusted to 50 and are reflected in the Final Mark column.

District 4 - Eastern

#274 - St. Catherine's Academy, Mount Carmel

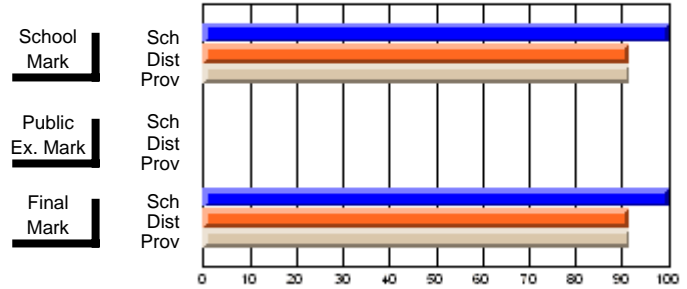
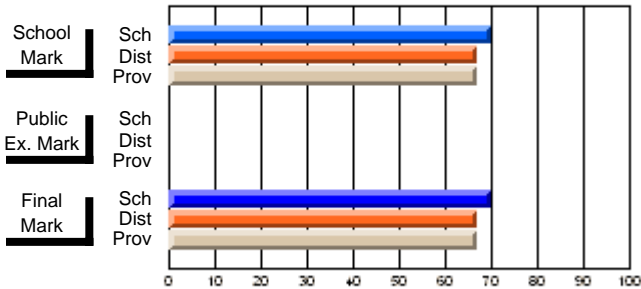
Grades: K-12

Subject: English Language

Course: ENGLISH 1201									
# students in course: 16									
	School Mark	School vs District	School vs Province	Public Exam Mark	School vs District	School vs Province	Final Mark	School vs District	School vs Province
Average Score									
School	70.1						70.1		
District	67.0	P	P				67.0	P	P
Province	67.1						67.1		
Percent of Passes									
School	100.0						100.0		
District	91.4	P	P				91.4	P	P
Province	91.7						91.7		

Average Scores

Percent Passes



* Data from the High School Certification System. The results from supplementary courses are not reflected in these results. All students obtaining a score of 48 or 49 on the final mark, were adjusted to 50 and are reflected in the Final Mark column.

District 4 - Eastern

#274 - St. Catherine's Academy, Mount Carmel

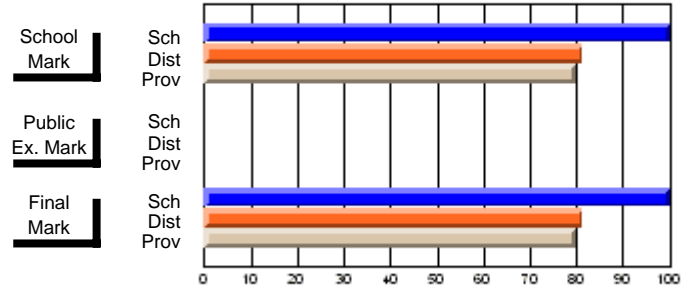
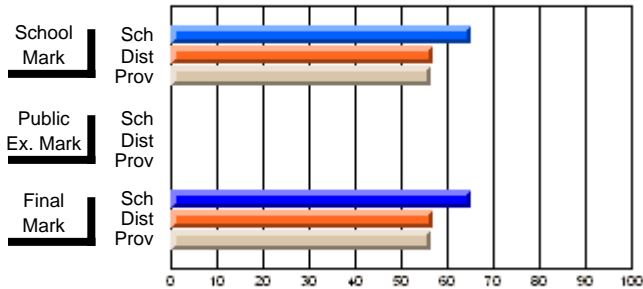
Grades: K-12

Subject: English Language

Course: ENGLISH 1202									
# students in course: 8									
	School Mark	School vs District	School vs Province	Public Exam Mark	School vs District	School vs Province	Final Mark	School vs District	School vs Province
Average Score									
School	65.1						65.1		
District	57.1	P	P				57.1	P	P
Province	56.5						56.5		
Percent of Passes									
School	100.0						100.0		
District	81.4	P	P				81.4	P	P
Province	80.0						80.0		

Average Scores

Percent Passes



* Data from the High School Certification System. The results from supplementary courses are not reflected in these results. All students obtaining a score of 48 or 49 on the final mark, were adjusted to 50 and are reflected in the Final Mark column.

District 4 - Eastern

#274 - St. Catherine's Academy, Mount Carmel

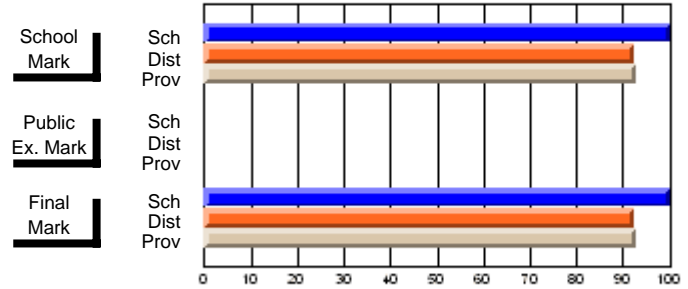
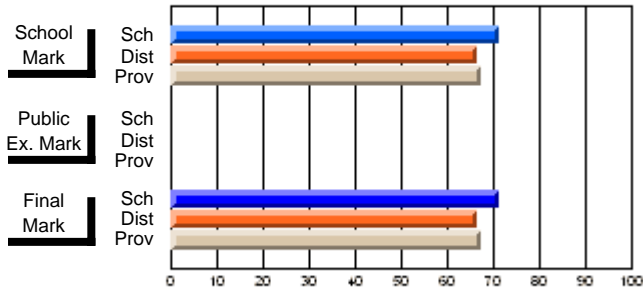
Grades: K-12

Subject: English Language

Course: ENGLISH 2201									
# students in course: 17									
	School Mark	School vs District	School vs Province	Public Exam Mark	School vs District	School vs Province	Final Mark	School vs District	School vs Province
Average Score									
School	71.3						71.3		
District	66.5	P	P				66.5	P	P
Province	67.2						67.2		
Percent of Passes									
School	100.0						100.0		
District	92.2	P	P				92.2	P	P
Province	92.9						92.9		

Average Scores

Percent Passes



* Data from the High School Certification System. The results from supplementary courses are not reflected in these results. All students obtaining a score of 48 or 49 on the final mark, were adjusted to 50 and are reflected in the Final Mark column.

District 4 - Eastern

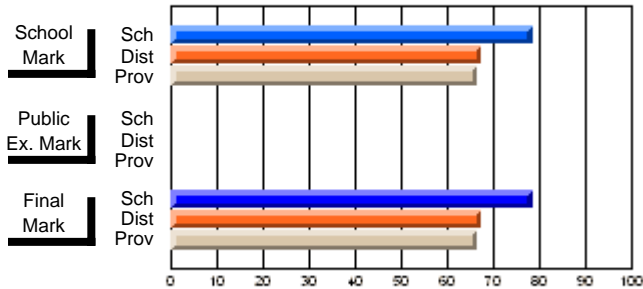
#274 - St. Catherine's Academy, Mount Carmel

Grades: K-12

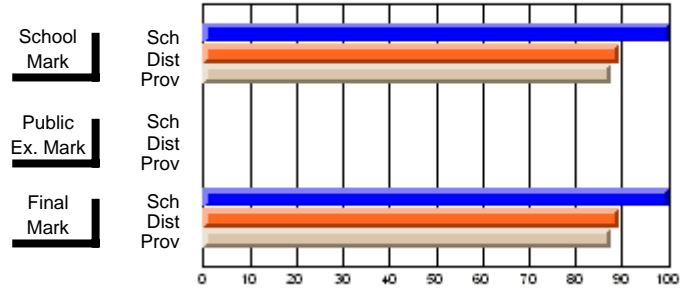
Subject: English Language

Course: WRITING 2203														
# students in course: 13														
		School Mark	School vs District	School vs Province			Public Exam Mark	School vs District	School vs Province			Final Mark	School vs District	School vs Province
Average Score		78.4										78.4		
School		67.2	P	P								67.2	P	P
District		66.5										66.5		
Province														
Percent of Passes		100.0										100.0		
School		89.3	P	P								89.3	P	P
District		87.7										87.7		
Province														

Average Scores



Percent Passes



* Data from the High School Certification System. The results from supplementary courses are not reflected in these results. All students obtaining a score of 48 or 49 on the final mark, were adjusted to 50 and are reflected in the Final Mark column.

District 4 - Eastern

#274 - St. Catherine's Academy, Mount Carmel

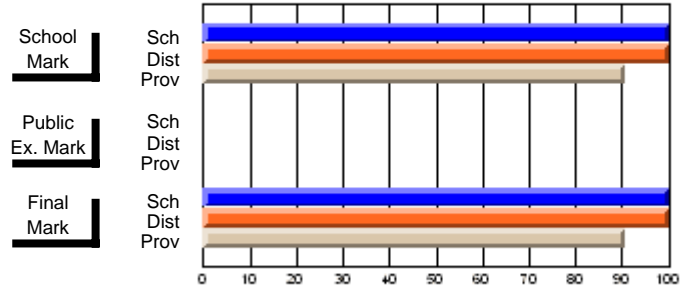
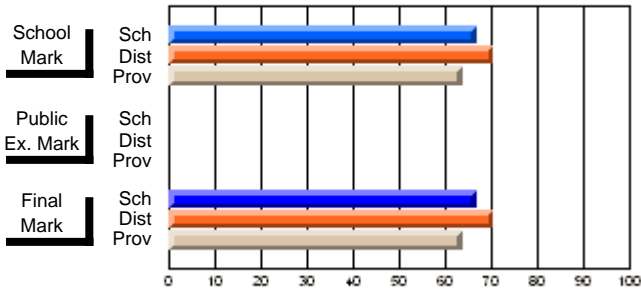
Grades: K-12

Subject: English Language

Course: CANADIAN LITERATURE 2204														
# students in course: 10														
		School Mark	School vs District	School vs Province			Public Exam Mark	School vs District	School vs Province			Final Mark	School vs District	School vs Province
Average Score														
School		66.7										66.7		
District		70.4	q	P								70.4	q	P
Province		63.6										63.6		
Percent of Passes														
School		100.0										100.0		
District		100.0	P	P								100.0	P	P
Province		90.7										90.7		

Average Scores

Percent Passes



* Data from the High School Certification System. The results from supplementary courses are not reflected in these results. All students obtaining a score of 48 or 49 on the final mark, were adjusted to 50 and are reflected in the Final Mark column.

District 4 - Eastern

#274 - St. Catherine's Academy, Mount Carmel

Grades: K-12

Subject: English Language

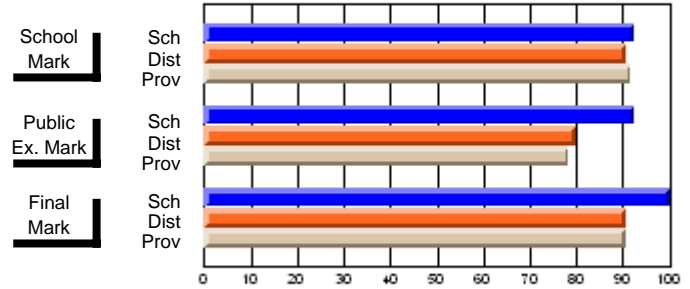
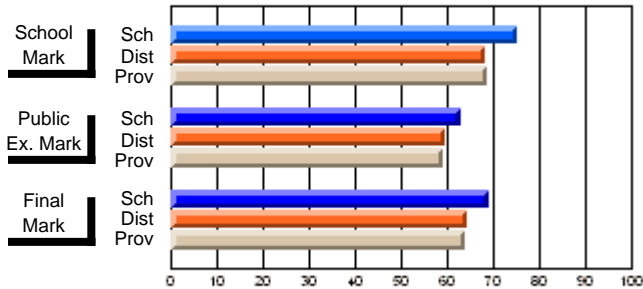
Course: ENGLISH LANGUAGE ARTS 3201			
# students in course: 13			
	School Mark	School vs District	School vs Province
Average Score			
School	75.2		
District	68.3	P	P
Province	68.6		
Percent of Passes			
School	92.3		
District	90.7	P	P
Province	91.7		

	Public Exam Mark	School vs District	School vs Province
Public Exam Mark			
School	62.8		
District	59.7	P	P
Province	58.9		

	Final Mark	School vs District	School vs Province
Final Mark			
School	68.9		
District	64.2	P	P
Province	63.7		

Average Scores

Percent Passes



* Data from the High School Certification System. The results from supplementary courses are not reflected in these results. All students obtaining a score of 48 or 49 on the final mark, were adjusted to 50 and are reflected in the Final Mark column.

District 4 - Eastern

#274 - St. Catherine's Academy, Mount Carmel

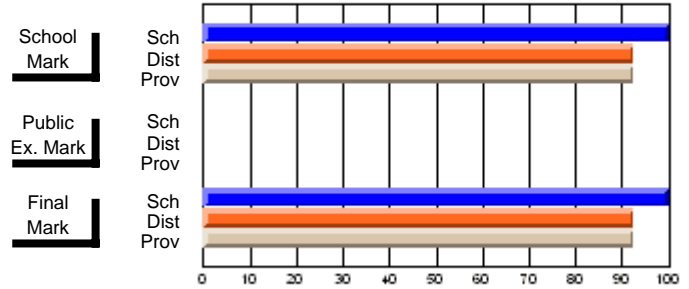
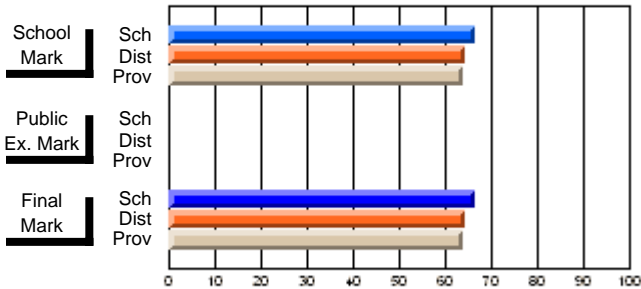
Grades: K-12

Subject: English Language

Course: ENGLISH LANGUAGE ARTS 3202									
# students in course: 13									
	School Mark	School vs District	School vs Province	Public Exam Mark	School vs District	School vs Province	Final Mark	School vs District	School vs Province
Average Score									
School	66.4						66.4		
District	64.4	P	P				64.4	P	P
Province	63.7						63.7		
Percent of Passes									
School	100.0						100.0		
District	92.6	P	P				92.6	P	P
Province	92.5						92.6		

Average Scores

Percent Passes



* Data from the High School Certification System. The results from supplementary courses are not reflected in these results. All students obtaining a score of 48 or 49 on the final mark, were adjusted to 50 and are reflected in the Final Mark column.

District 4 - Eastern

#280 - Laval High, Placentia

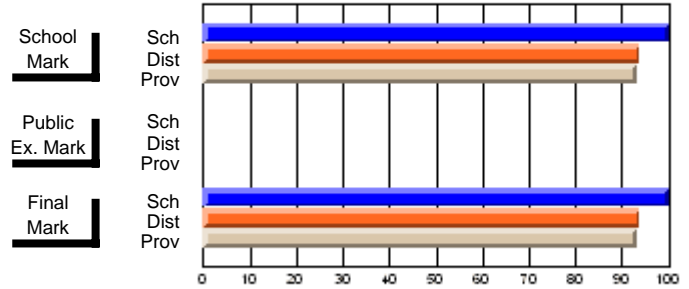
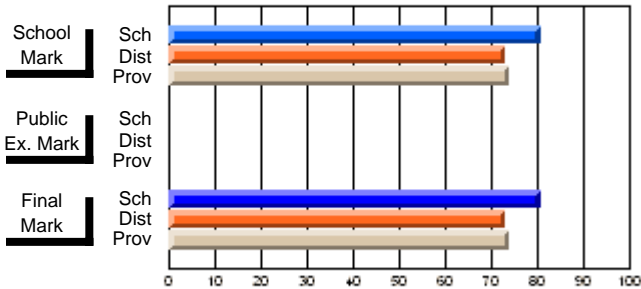
Grades: 9-12

Subject: Art

Course: ART & DESIGN 2200											
# students in course: 67											
	School Mark	School vs District	School vs Province		Public Exam Mark	School vs District	School vs Province		Final Mark	School vs District	School vs Province
Average Score	80.6								80.6		
School	72.8	P	P						72.8	P	P
District	73.9								73.9		
Province											
Percent of Passes	100.0								100.0		
School	93.8	P	P						93.8	P	P
District	93.2								93.2		
Province											

Average Scores

Percent Passes



* Data from the High School Certification System. The results from supplementary courses are not reflected in these results. All students obtaining a score of 48 or 49 on the final mark, were adjusted to 50 and are reflected in the Final Mark column.

District 4 - Eastern

#280 - Laval High, Placentia

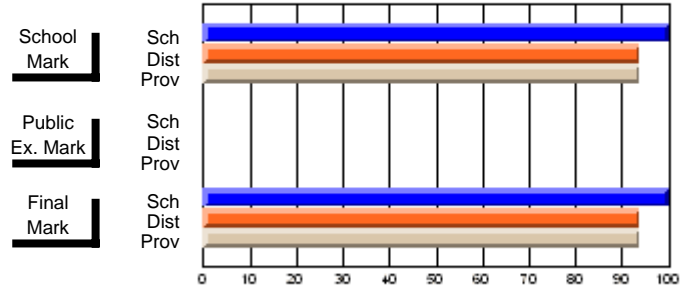
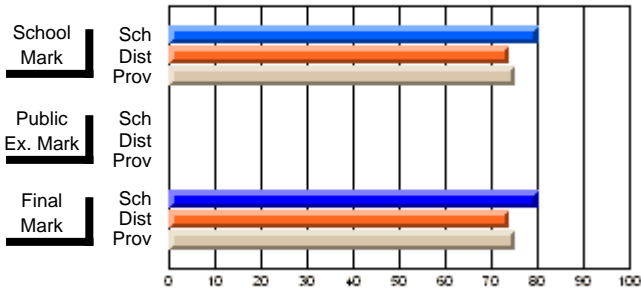
Grades: 9-12

Subject: Art

Course: ART & DESIGN 3200											
# students in course: 19											
	School Mark	School vs District	School vs Province		Public Exam Mark	School vs District	School vs Province		Final Mark	School vs District	School vs Province
Average Score	80.2								80.2		
School	73.7	P	P						73.7	P	P
District	75.1								75.1		
Province											
Percent of Passes	100.0								100.0		
School	93.8	P	P						93.8	P	P
District	93.8								93.8		
Province											

Average Scores

Percent Passes



* Data from the High School Certification System. The results from supplementary courses are not reflected in these results. All students obtaining a score of 48 or 49 on the final mark, were adjusted to 50 and are reflected in the Final Mark column.

District 4 - Eastern

#280 - Laval High, Placentia

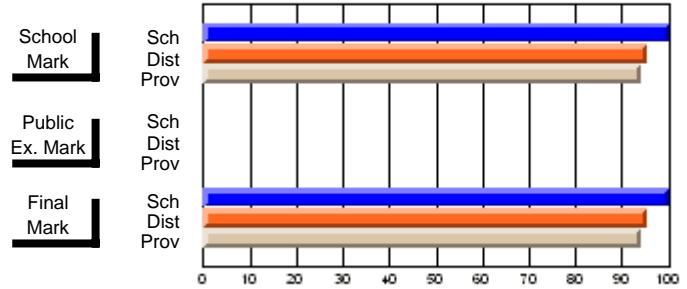
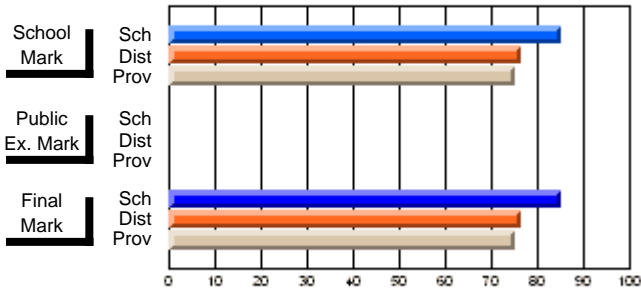
Grades: 9-12

Subject: Enterprise Education

Course: ENTERPRISE 3205											
# students in course: 26											
	School Mark	School vs District	School vs Province		Public Exam Mark	School vs District	School vs Province		Final Mark	School vs District	School vs Province
Average Score											
School	85.2								85.2		
District	76.3	P	P						76.3	P	P
Province	75.3								75.3		
Percent of Passes											
School	100.0								100.0		
District	95.2	P	P						95.2	P	P
Province	94.2								94.2		

Average Scores

Percent Passes



* Data from the High School Certification System. The results from supplementary courses are not reflected in these results. All students obtaining a score of 48 or 49 on the final mark, were adjusted to 50 and are reflected in the Final Mark column.

District 4 - Eastern

#280 - Laval High, Placentia

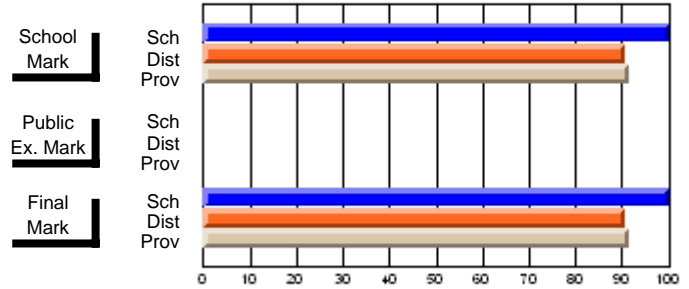
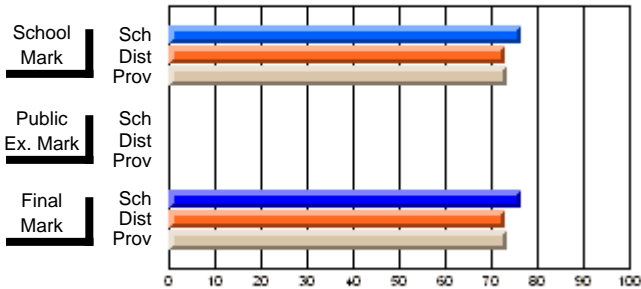
Grades: 9-12

Subject: Family Studies

Course: HUMAN DYNAMICS 2201														
# students in course: 44														
		School Mark	School vs District	School vs Province			Public Exam Mark	School vs District	School vs Province			Final Mark	School vs District	School vs Province
Average Score		76.3										76.3		
School		73.1	P	P								73.1	P	P
District		73.3										73.3		
Province														
Percent of Passes		100.0										100.0		
School		90.5	P	P								90.5	P	P
District		91.6										91.6		
Province														

Average Scores

Percent Passes



* Data from the High School Certification System. The results from supplementary courses are not reflected in these results. All students obtaining a score of 48 or 49 on the final mark, were adjusted to 50 and are reflected in the Final Mark column.

District 4 - Eastern

#280 - Laval High, Placentia

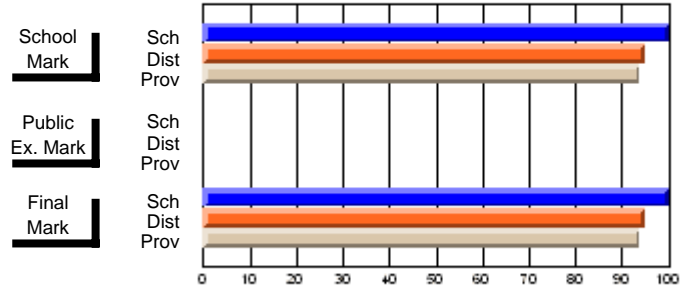
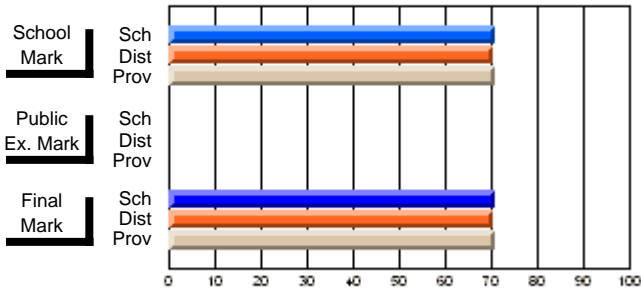
Grades: 9-12

Subject: French

Course: FRENCH 2200											
# students in course: 46											
	School Mark	School vs District	School vs Province		Public Exam Mark	School vs District	School vs Province		Final Mark	School vs District	School vs Province
Average Score											
School	70.6								70.6		
District	70.5	P	Q						70.5	P	Q
Province	70.7								70.7		
Percent of Passes											
School	100.0								100.0		
District	95.0	P	P						95.0	P	P
Province	93.9								93.9		

Average Scores

Percent Passes



* Data from the High School Certification System. The results from supplementary courses are not reflected in these results. All students obtaining a score of 48 or 49 on the final mark, were adjusted to 50 and are reflected in the Final Mark column.

District 4 - Eastern

#280 - Laval High, Placentia

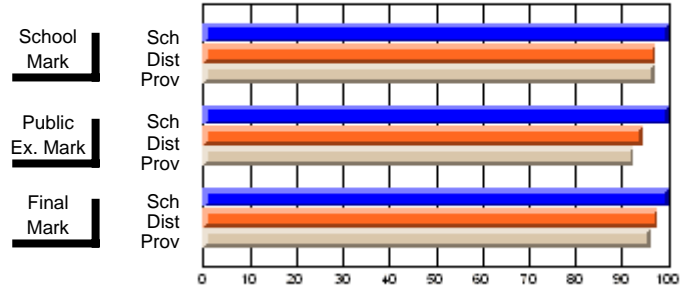
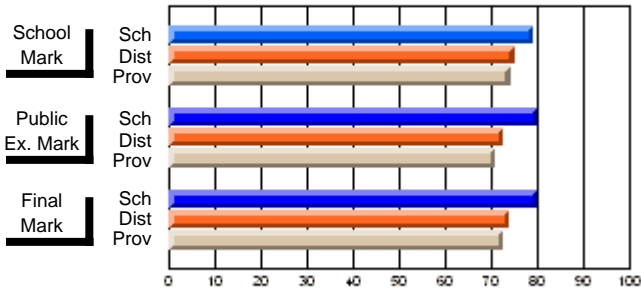
Grades: 9-12

Subject: French

Course: FRENCH 3200											
# students in course: 15											
	School Mark	School vs District	School vs Province		Public Exam Mark	School vs District	School vs Province		Final Mark	School vs District	School vs Province
Average Score	79.1				80.0				79.8		
School	74.9	P	P		72.4	P	P		73.8	P	P
District	74.1				70.8				72.4		
Province											
Percent of Passes	100.0				100.0				100.0		
School	97.3	P	P		94.5	P	P		97.7	P	P
District	97.2				92.6				96.2		
Province											

Average Scores

Percent Passes



* Data from the High School Certification System. The results from supplementary courses are not reflected in these results. All students obtaining a score of 48 or 49 on the final mark, were adjusted to 50 and are reflected in the Final Mark column.

District 4 - Eastern

#280 - Laval High, Placentia

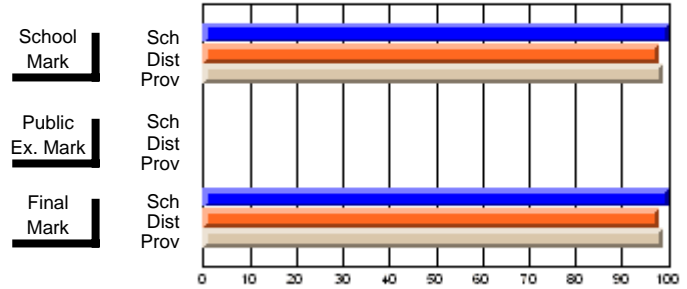
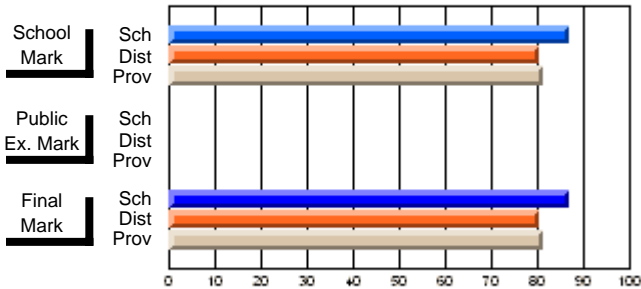
Grades: 9-12

Subject: French

Course: FRENCH 3201														
# students in course: 8														
		School Mark	School vs District	School vs Province			Public Exam Mark	School vs District	School vs Province			Final Mark	School vs District	School vs Province
Average Score		86.9										86.9		
School		80.3	P	P								80.3	P	P
District		81.3										81.3		
Province														
Percent of Passes		100.0										100.0		
School		97.9	P	P								97.9	P	P
District		98.8										98.8		
Province														

Average Scores

Percent Passes



* Data from the High School Certification System. The results from supplementary courses are not reflected in these results. All students obtaining a score of 48 or 49 on the final mark, were adjusted to 50 and are reflected in the Final Mark column.

District 4 - Eastern

#280 - Laval High, Placentia

Grades: 9-12

Subject: Health

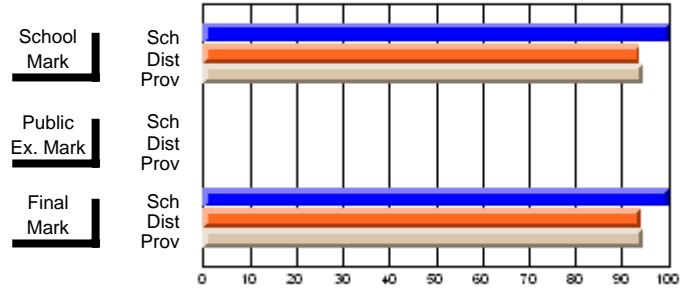
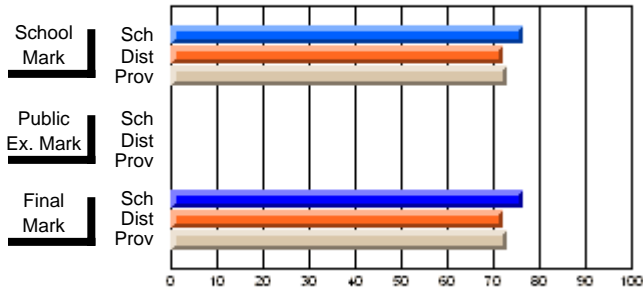
Course: WORK PLACE SAFETY 3220

students in course: 48

	School Mark	School vs District	School vs Province	Public Exam Mark	School vs District	School vs Province	Final Mark	School vs District	School vs Province
Average Score									
School	76.4						76.4		
District	72.2	P	P				72.2	P	P
Province	73.0						73.0		
Percent of Passes									
School	100.0						100.0		
District	93.8	P	P				94.0	P	P
Province	94.6						94.6		

Average Scores

Percent Passes



* Data from the High School Certification System. The results from supplementary courses are not reflected in these results. All students obtaining a score of 48 or 49 on the final mark, were adjusted to 50 and are reflected in the Final Mark column.

District 4 - Eastern

#280 - Laval High, Placentia

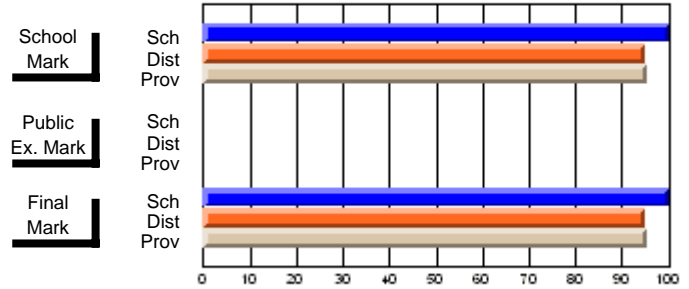
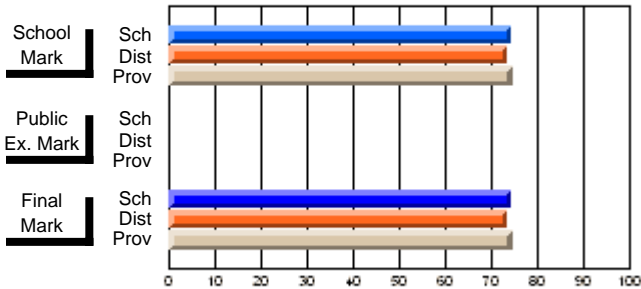
Grades: 9-12

Subject: Technology Education

Course: DESIGN TECHNOLOGY 1109									
# students in course: 23									
	School Mark	School vs District	School vs Province	Public Exam Mark	School vs District	School vs Province	Final Mark	School vs District	School vs Province
Average Score									
School	74.4						74.4		
District	73.4	P	Q				73.4	P	Q
Province	74.5						74.5		
Percent of Passes									
School	100.0						100.0		
District	95.0	P	P				95.0	P	P
Province	95.3						95.3		

Average Scores

Percent Passes



* Data from the High School Certification System. The results from supplementary courses are not reflected in these results. All students obtaining a score of 48 or 49 on the final mark, were adjusted to 50 and are reflected in the Final Mark column.

District 4 - Eastern

#280 - Laval High, Placentia

Grades: 9-12

Subject: Technology Education

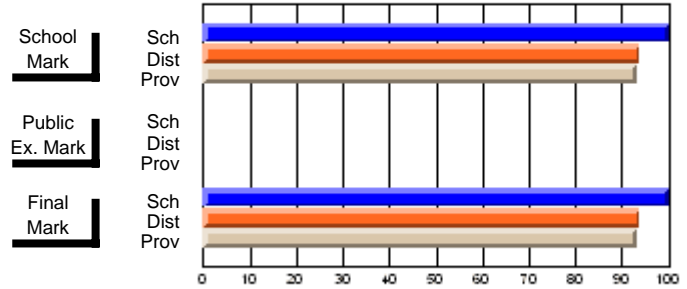
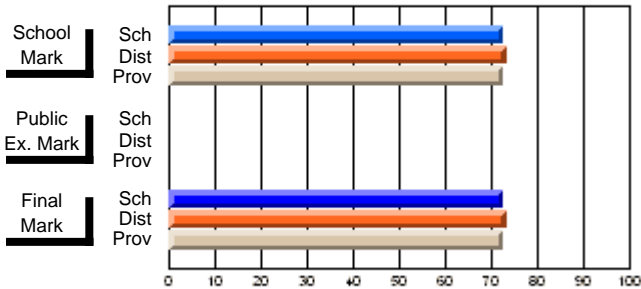
Course: COMMUNICATIONS TECHNOLOGY 2104

students in course: 23

	School Mark	School vs District	School vs Province	Public Exam Mark	School vs District	School vs Province	Final Mark	School vs District	School vs Province
Average Score									
School	72.7						72.7		
District	73.2	q	P				73.2	q	P
Province	72.6						72.6		
Percent of Passes									
School	100.0						100.0		
District	93.9	P	P				93.9	P	P
Province	93.3						93.3		

Average Scores

Percent Passes



* Data from the High School Certification System. The results from supplementary courses are not reflected in these results. All students obtaining a score of 48 or 49 on the final mark, were adjusted to 50 and are reflected in the Final Mark column.

District 4 - Eastern

#280 - Laval High, Placentia

Grades: 9-12

Subject: Technology Education

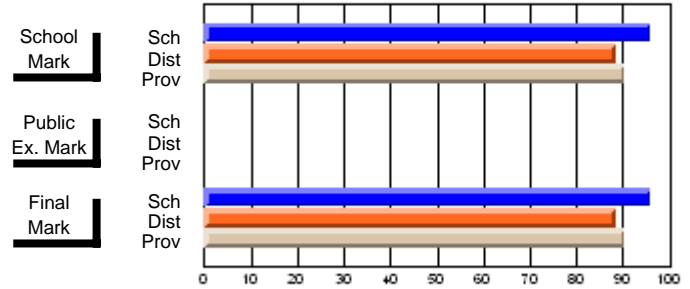
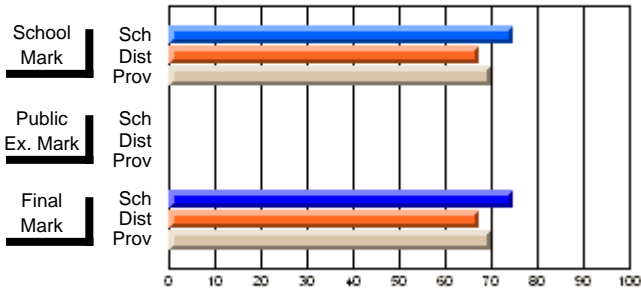
Course: DESIGN TECHNOLOGY 2109

students in course: 25

	School Mark	School vs District	School vs Province	Public Exam Mark	School vs District	School vs Province	Final Mark	School vs District	School vs Province
Average Score									
School	74.6						74.6		
District	67.4	P	P				67.4	P	P
Province	70.1						70.1		
Percent of Passes									
School	96.0						96.0		
District	88.6	P	P				88.6	P	P
Province	90.4						90.4		

Average Scores

Percent Passes



* Data from the High School Certification System. The results from supplementary courses are not reflected in these results. All students obtaining a score of 48 or 49 on the final mark, were adjusted to 50 and are reflected in the Final Mark column.

District 4 - Eastern

#280 - Laval High, Placentia

Grades: 9-12

Subject: Technology Education

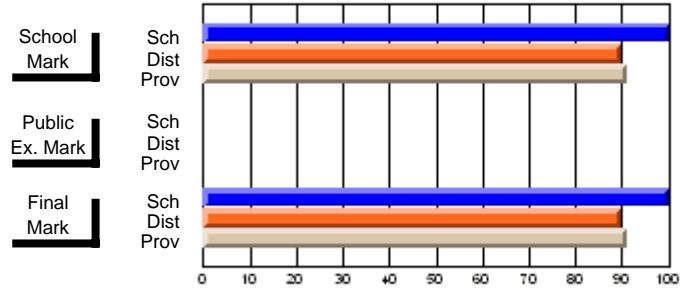
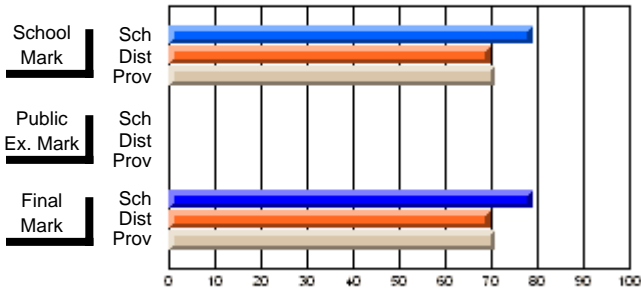
Course: COMMUNICATIONS TECHNOLOGY 3104

students in course: 24

	School Mark	School vs District	School vs Province	Public Exam Mark	School vs District	School vs Province	Final Mark	School vs District	School vs Province
Average Score	78.8						78.8		
School	78.8						78.8		
District	69.7	P	P				69.7	P	P
Province	70.8						70.8		
Percent of Passes	100.0						100.0		
School	100.0						100.0		
District	89.6	P	P				89.8	P	P
Province	91.2						91.2		

Average Scores

Percent Passes



* Data from the High School Certification System. The results from supplementary courses are not reflected in these results. All students obtaining a score of 48 or 49 on the final mark, were adjusted to 50 and are reflected in the Final Mark column.

District 4 - Eastern

#280 - Laval High, Placentia

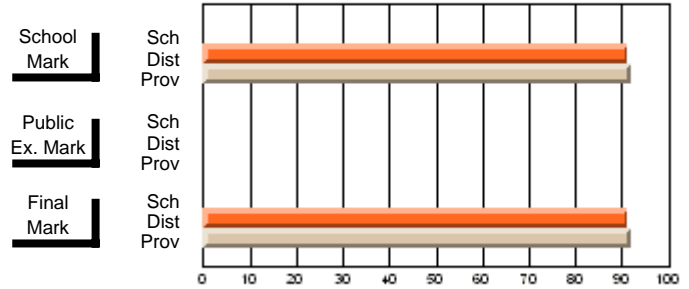
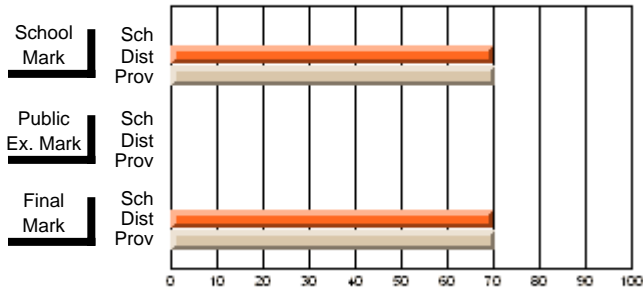
Grades: 9-12

Subject: Technology Education

Course: COMPUTER TECHNOLOGY 3200				School data has 5 or fewer students. Data withheld for reasons of confidentiality.										
# students in course: 2														
		School Mark	School vs District	School vs Province			Public Exam Mark	School vs District	School vs Province			Final Mark	School vs District	School vs Province
<u>Average Score</u>														
School														
District		69.9	P	P								69.9	P	P
Province		70.4										70.4		
<u>Percent of Passes</u>														
School														
District		91.3	P	P								91.3	P	P
Province		91.8										91.8		

Average Scores

Percent Passes



* Data from the High School Certification System. The results from supplementary courses are not reflected in these results. All students obtaining a score of 48 or 49 on the final mark, were adjusted to 50 and are reflected in the Final Mark column.

District 4 - Eastern

#280 - Laval High, Placentia

Grades: 9-12

Subject: Mathematics

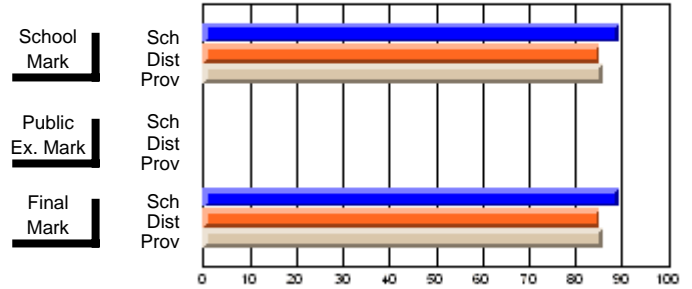
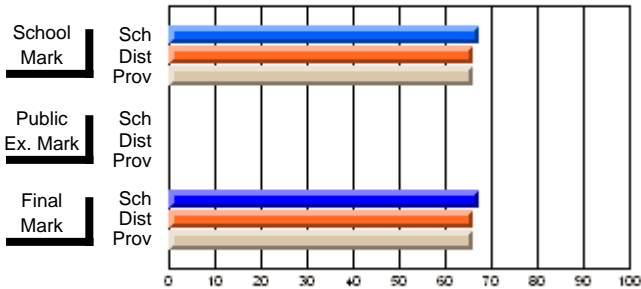
Course: MATHEMATICS 1204

students in course: 65

	School Mark	School vs District	School vs Province	Public Exam Mark	School vs District	School vs Province	Final Mark	School vs District	School vs Province
Average Score									
School	67.4						67.4		
District	66.1	P	P				66.1	P	P
Province	66.1						66.1		
Percent of Passes									
School	89.2						89.2		
District	85.2	P	P				85.2	P	P
Province	85.8						85.8		

Average Scores

Percent Passes



* Data from the High School Certification System. The results from supplementary courses are not reflected in these results. All students obtaining a score of 48 or 49 on the final mark, were adjusted to 50 and are reflected in the Final Mark column.

District 4 - Eastern

#280 - Laval High, Placentia

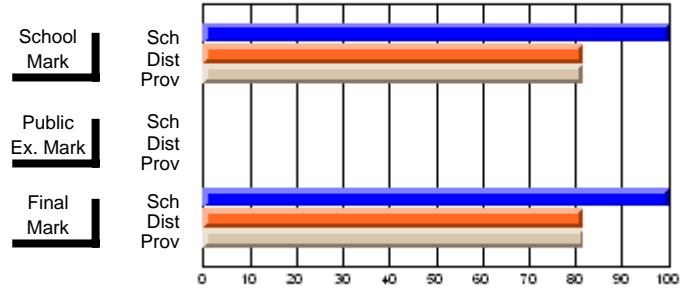
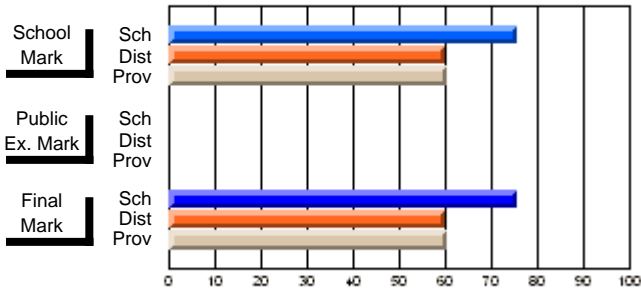
Grades: 9-12

Subject: Mathematics

Course: MATHEMATICS 1206											
# students in course: 15											
	School Mark	School vs District	School vs Province		Public Exam Mark	School vs District	School vs Province		Final Mark	School vs District	School vs Province
Average Score											
School	75.5								75.5		
District	60.1	P	P						60.1	P	P
Province	60.3								60.3		
Percent of Passes											
School	100.0								100.0		
District	81.5	P	P						81.6	P	P
Province	81.7								81.8		

Average Scores

Percent Passes



* Data from the High School Certification System. The results from supplementary courses are not reflected in these results. All students obtaining a score of 48 or 49 on the final mark, were adjusted to 50 and are reflected in the Final Mark column.

District 4 - Eastern

#280 - Laval High, Placentia

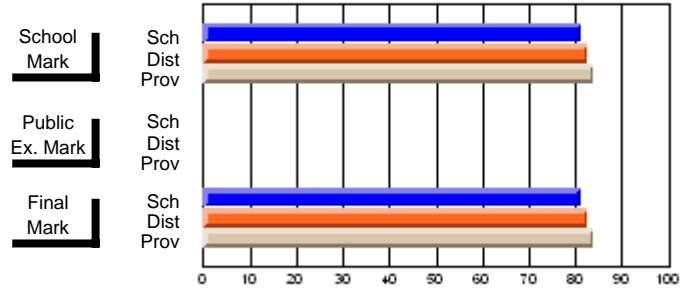
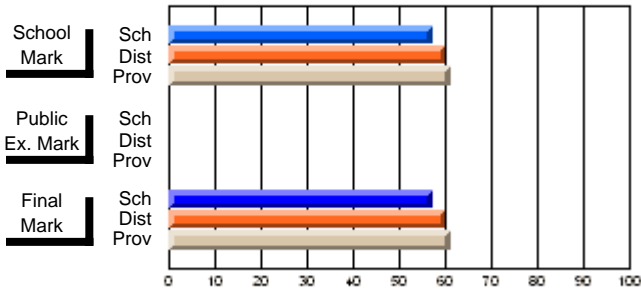
Grades: 9-12

Subject: Mathematics

Course: MATHEMATICS 2204									
# students in course: 16									
	School Mark	School vs District	School vs Province	Public Exam Mark	School vs District	School vs Province	Final Mark	School vs District	School vs Province
Average Score									
School	57.1						57.1		
District	60.1	q	q				60.1	q	q
Province	61.0						61.0		
Percent of Passes									
School	81.3						81.3		
District	82.6	q	q				82.6	q	q
Province	83.9						84.0		

Average Scores

Percent Passes



* Data from the High School Certification System. The results from supplementary courses are not reflected in these results. All students obtaining a score of 48 or 49 on the final mark, were adjusted to 50 and are reflected in the Final Mark column.

District 4 - Eastern

#280 - Laval High, Placentia

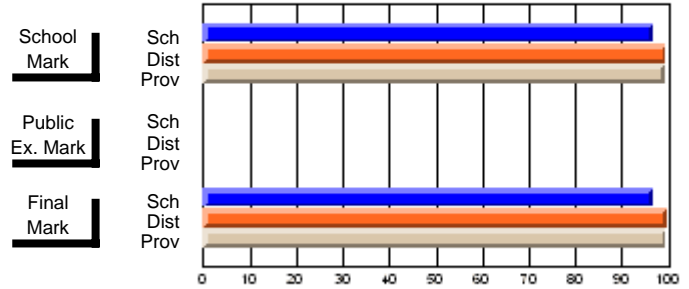
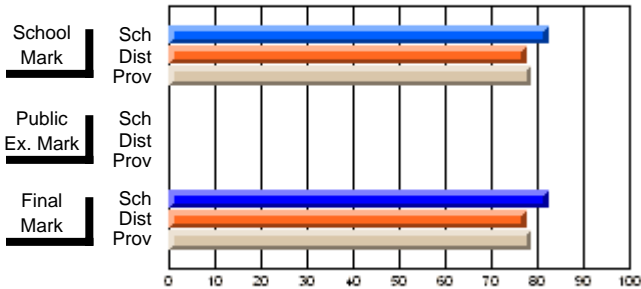
Grades: 9-12

Subject: Mathematics

Course: MATHEMATICS 2205									
# students in course: 29									
	School Mark	School vs District	School vs Province	Public Exam Mark	School vs District	School vs Province	Final Mark	School vs District	School vs Province
Average Score									
School	82.3						82.3		
District	77.5	P	P				77.5	P	P
Province	78.6						78.6		
Percent of Passes									
School	96.6						96.6		
District	99.4	q	q				99.5	q	q
Province	99.3						99.4		

Average Scores

Percent Passes



* Data from the High School Certification System. The results from supplementary courses are not reflected in these results. All students obtaining a score of 48 or 49 on the final mark, were adjusted to 50 and are reflected in the Final Mark column.

District 4 - Eastern

#280 - Laval High, Placentia

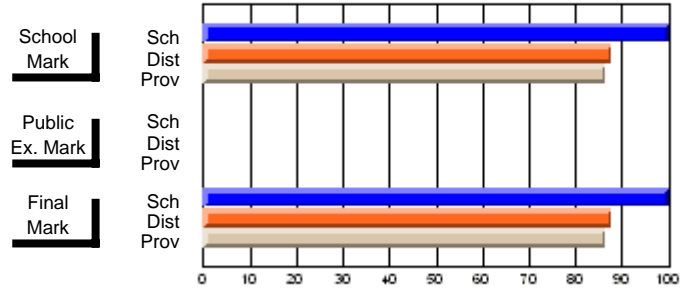
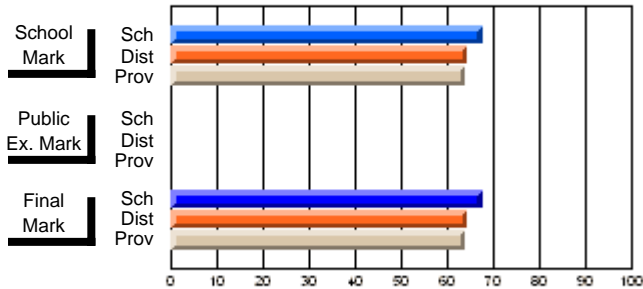
Grades: 9-12

Subject: Mathematics

Course: MATHEMATICS 2206									
# students in course: 18									
	School Mark	School vs District	School vs Province	Public Exam Mark	School vs District	School vs Province	Final Mark	School vs District	School vs Province
Average Score									
School	67.6						67.6		
District	64.5	P	P				64.5	P	P
Province	63.8						63.8		
Percent of Passes									
School	100.0						100.0		
District	87.8	P	P				87.8	P	P
Province	86.5						86.5		

Average Scores

Percent Passes



* Data from the High School Certification System. The results from supplementary courses are not reflected in these results. All students obtaining a score of 48 or 49 on the final mark, were adjusted to 50 and are reflected in the Final Mark column.

District 4 - Eastern

#280 - Laval High, Placentia

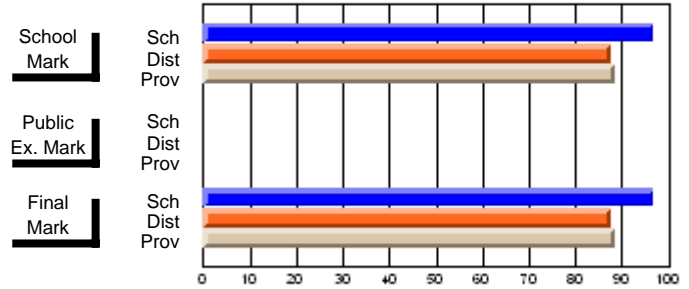
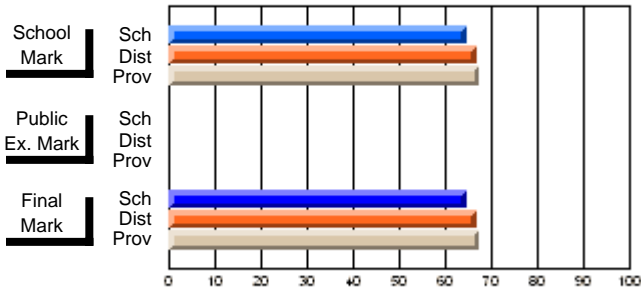
Grades: 9-12

Subject: Mathematics

Course: MATHEMATICS 3103														
# students in course: 31														
		School Mark	School vs District	School vs Province			Public Exam Mark	School vs District	School vs Province			Final Mark	School vs District	School vs Province
Average Score		School	64.6									64.6		
		District	66.7	q	q							66.7	q	q
		Province	67.4									67.4		
Percent of Passes		School	96.8									96.8		
		District	87.6	p	p							87.6	p	p
		Province	88.4									88.4		

Average Scores

Percent Passes



* Data from the High School Certification System. The results from supplementary courses are not reflected in these results. All students obtaining a score of 48 or 49 on the final mark, were adjusted to 50 and are reflected in the Final Mark column.

District 4 - Eastern

#280 - Laval High, Placentia

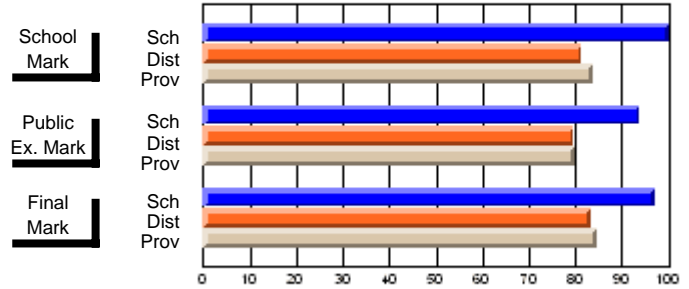
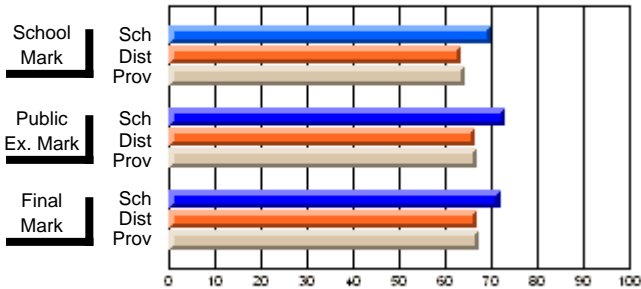
Grades: 9-12

Subject: Mathematics

Course: MATHEMATICS 3204									
# students in course: 33									
	School Mark	School vs District	School vs Province	Public Exam Mark	School vs District	School vs Province	Final Mark	School vs District	School vs Province
Average Score									
School	70.1			72.9			71.9		
District	63.5	P	P	66.7	P	P	66.9	P	P
Province	64.3			66.8			67.3		
Percent of Passes									
School	100.0			93.9			97.0		
District	81.4	P	P	79.6	P	P	83.3	P	P
Province	83.7			80.0			84.6		

Average Scores

Percent Passes



* Data from the High School Certification System. The results from supplementary courses are not reflected in these results. All students obtaining a score of 48 or 49 on the final mark, were adjusted to 50 and are reflected in the Final Mark column.

District 4 - Eastern

#280 - Laval High, Placentia

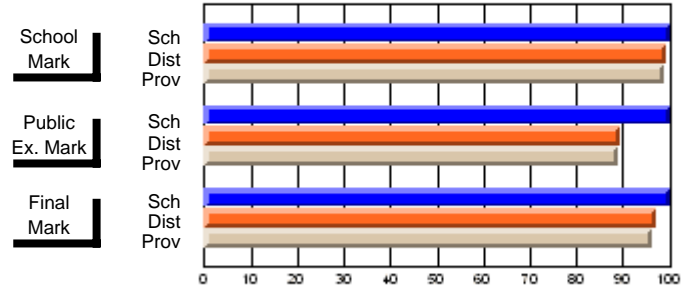
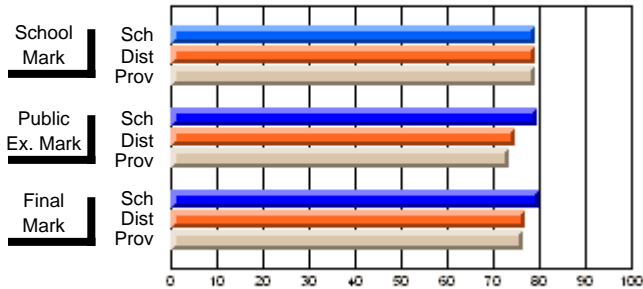
Grades: 9-12

Subject: Mathematics

Course: MATHEMATICS 3205										
# students in course: 21										
		School Mark	School vs District	School vs Province	Public Exam Mark	School vs District	School vs Province	Final Mark	School vs District	School vs Province
Average Score		79.0			79.5			80.0		
School		79.0			79.5			80.0		
District		79.1	q	q	74.6	p	p	77.0	p	p
Province		79.1			73.6			76.4		
Percent of Passes		100.0			100.0			100.0		
School		100.0			100.0			100.0		
District		99.3	p	p	89.4	p	p	97.0	p	p
Province		98.7			88.9			96.3		

Average Scores

Percent Passes



* Data from the High School Certification System. The results from supplementary courses are not reflected in these results. All students obtaining a score of 48 or 49 on the final mark, were adjusted to 50 and are reflected in the Final Mark column.

District 4 - Eastern

#280 - Laval High, Placentia

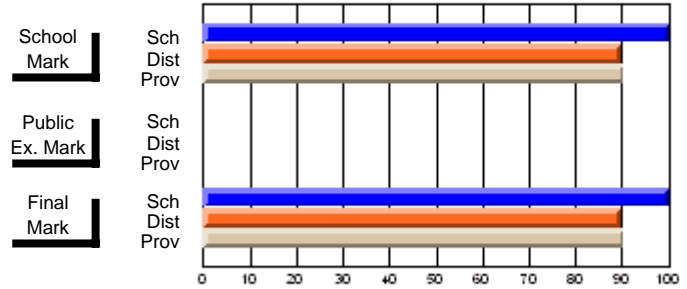
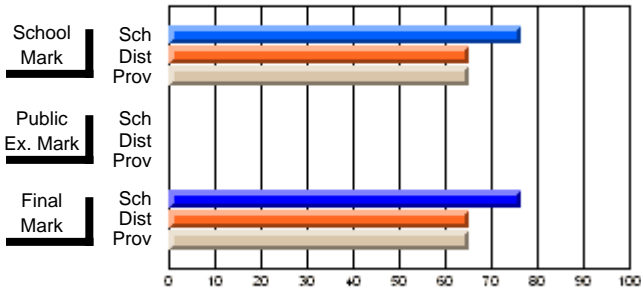
Grades: 9-12

Subject: Mathematics

Course: MATHEMATICS 3206											
# students in course: 30											
	School Mark	School vs District	School vs Province		Public Exam Mark	School vs District	School vs Province		Final Mark	School vs District	School vs Province
Average Score											
School	76.4								76.4		
District	65.3	P	P						65.3	P	P
Province	65.2								65.2		
Percent of Passes											
School	100.0								100.0		
District	89.7	P	P						89.7	P	P
Province	90.4								90.4		

Average Scores

Percent Passes



* Data from the High School Certification System. The results from supplementary courses are not reflected in these results. All students obtaining a score of 48 or 49 on the final mark, were adjusted to 50 and are reflected in the Final Mark column.

District 4 - Eastern

#280 - Laval High, Placentia

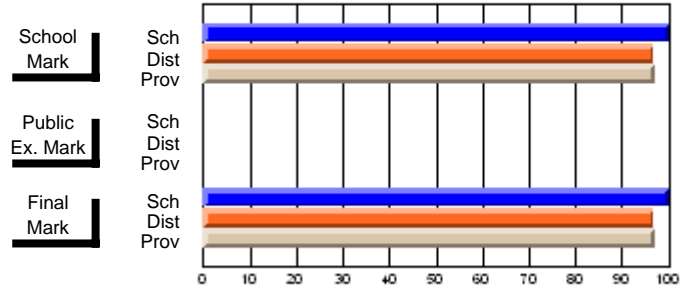
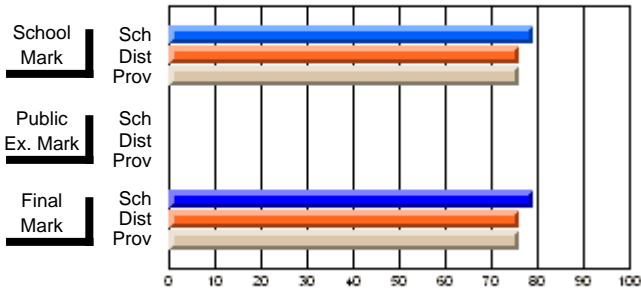
Grades: 9-12

Subject: Mathematics

Course: MATHEMATICS 3207											
# students in course: 21											
	School Mark	School vs District	School vs Province		Public Exam Mark	School vs District	School vs Province		Final Mark	School vs District	School vs Province
Average Score	79.2								79.2		
School	79.2								79.2		
District	76.0	P	P						76.0	P	P
Province	76.2								76.2		
Percent of Passes	100.0								100.0		
School	100.0								100.0		
District	96.8	P	P						96.8	P	P
Province	97.2								97.2		

Average Scores

Percent Passes



* Data from the High School Certification System. The results from supplementary courses are not reflected in these results. All students obtaining a score of 48 or 49 on the final mark, were adjusted to 50 and are reflected in the Final Mark column.

District 4 - Eastern

#280 - Laval High, Placentia

Grades: 9-12

Subject: Music

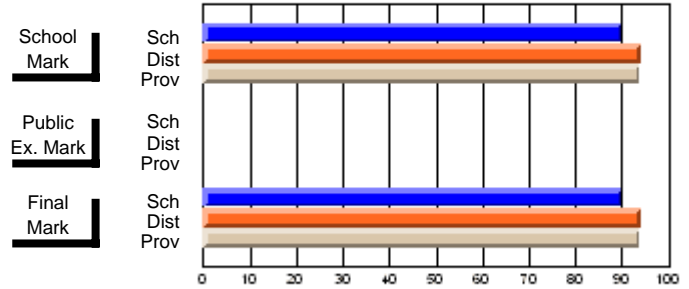
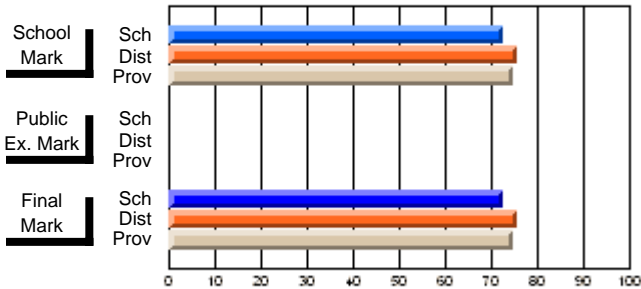
Course: EXPERIENCING MUSIC 2200

students in course: 10

	School Mark	School vs District	School vs Province	Public Exam Mark	School vs District	School vs Province	Final Mark	School vs District	School vs Province
Average Score									
School	72.7						72.7		
District	75.6	q	q				75.6	q	q
Province	74.8						74.8		
Percent of Passes									
School	90.0						90.0		
District	94.0	q	q				94.0	q	q
Province	93.9						93.9		

Average Scores

Percent Passes



* Data from the High School Certification System. The results from supplementary courses are not reflected in these results. All students obtaining a score of 48 or 49 on the final mark, were adjusted to 50 and are reflected in the Final Mark column.

District 4 - Eastern

#280 - Laval High, Placentia

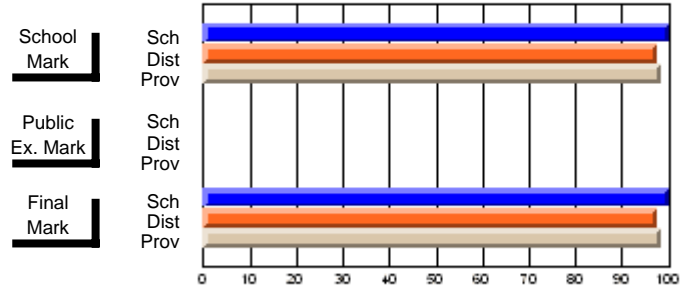
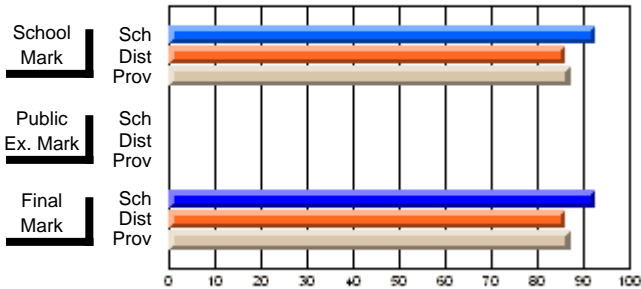
Grades: 9-12

Subject: Music

Course: APPLIED MUSIC 3206									
# students in course: 15									
	School Mark	School vs District	School vs Province	Public Exam Mark	School vs District	School vs Province	Final Mark	School vs District	School vs Province
Average Score									
School	92.5						92.5		
District	85.9	P	P				85.9	P	P
Province	87.1						87.1		
Percent of Passes									
School	100.0						100.0		
District	97.5	P	P				97.5	P	P
Province	98.3						98.3		

Average Scores

Percent Passes



* Data from the High School Certification System. The results from supplementary courses are not reflected in these results. All students obtaining a score of 48 or 49 on the final mark, were adjusted to 50 and are reflected in the Final Mark column.

District 4 - Eastern

#280 - Laval High, Placentia

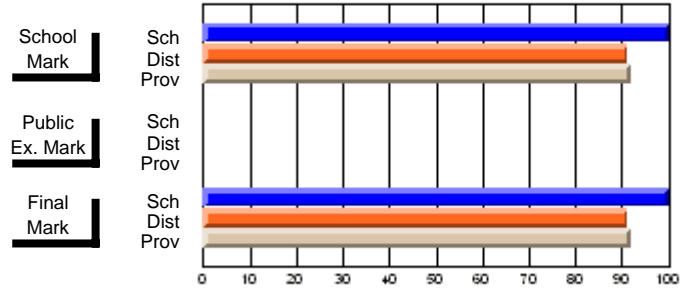
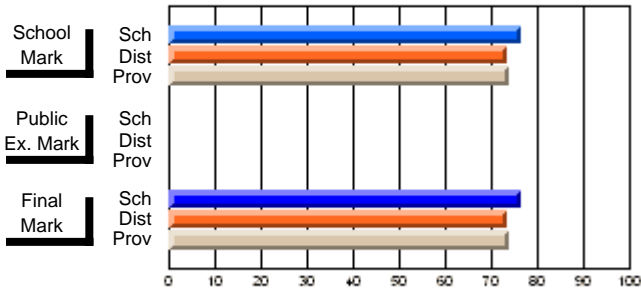
Grades: 9-12

Subject: Physical Education

Course: HEALTHY LIVING 1200											
# students in course: 78											
	School Mark	School vs District	School vs Province		Public Exam Mark	School vs District	School vs Province		Final Mark	School vs District	School vs Province
Average Score											
School	76.3								76.3		
District	73.3	P	P						73.3	P	P
Province	74.0								74.0		
Percent of Passes											
School	100.0								100.0		
District	91.3	P	P						91.3	P	P
Province	91.8								91.8		

Average Scores

Percent Passes



* Data from the High School Certification System. The results from supplementary courses are not reflected in these results. All students obtaining a score of 48 or 49 on the final mark, were adjusted to 50 and are reflected in the Final Mark column.

District 4 - Eastern

#280 - Laval High, Placentia

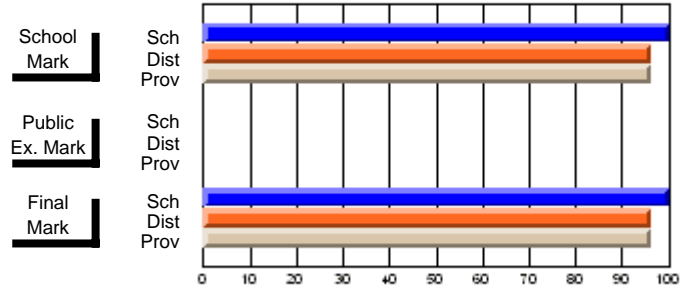
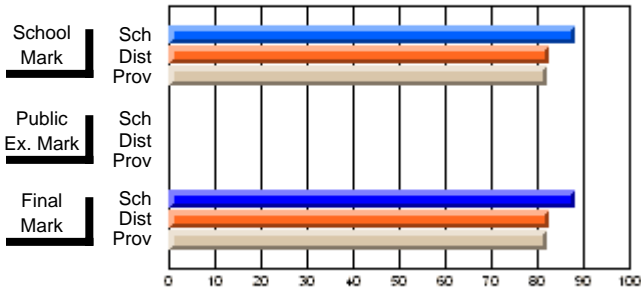
Grades: 9-12

Subject: Physical Education

Course: PHYSICAL EDUCATION 3100											
# students in course: 24											
	School Mark	School vs District	School vs Province		Public Exam Mark	School vs District	School vs Province		Final Mark	School vs District	School vs Province
Average Score	88.3								88.3		
School	82.6	P	P						82.6	P	P
District	82.0								82.0		
Province											
Percent of Passes	100.0								100.0		
School	96.1	P	P						96.1	P	P
District	96.1								96.1		
Province											

Average Scores

Percent Passes



* Data from the High School Certification System. The results from supplementary courses are not reflected in these results. All students obtaining a score of 48 or 49 on the final mark, were adjusted to 50 and are reflected in the Final Mark column.

District 4 - Eastern

#280 - Laval High, Placentia

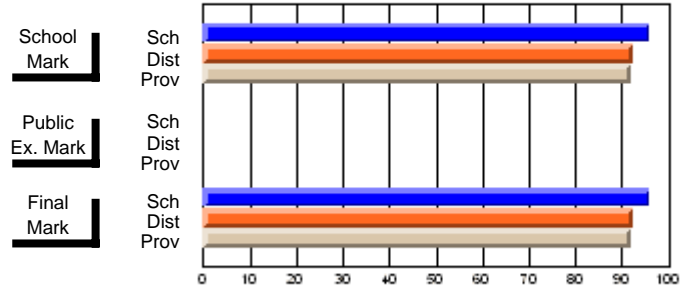
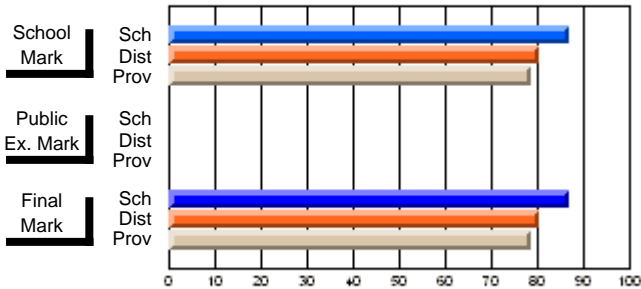
Grades: 9-12

Subject: Physical Education

Course: PHYSICAL EDUCATION 3101											
# students in course: 25											
	School Mark	School vs District	School vs Province		Public Exam Mark	School vs District	School vs Province		Final Mark	School vs District	School vs Province
Average Score											
School	87.0								87.0		
District	80.4	P	P						80.4	P	P
Province	78.5								78.5		
Percent of Passes											
School	96.0								96.0		
District	92.2	P	P						92.2	P	P
Province	92.0								92.0		

Average Scores

Percent Passes



* Data from the High School Certification System. The results from supplementary courses are not reflected in these results. All students obtaining a score of 48 or 49 on the final mark, were adjusted to 50 and are reflected in the Final Mark column.

District 4 - Eastern

#280 - Laval High, Placentia

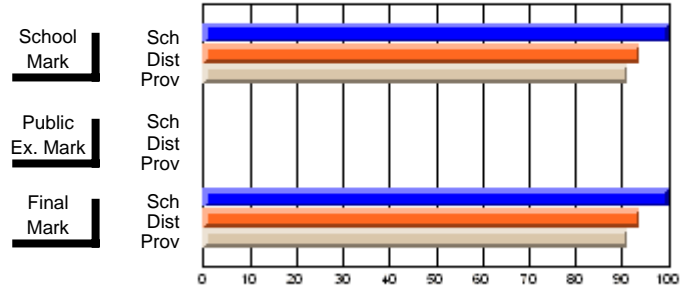
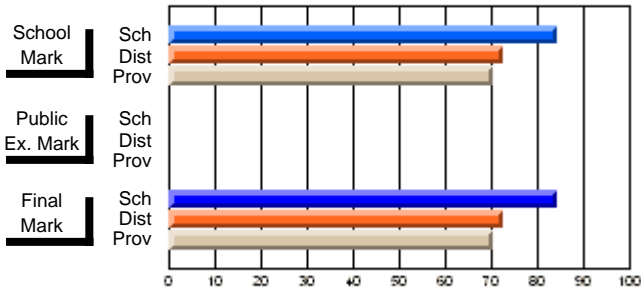
Grades: 9-12

Subject: Social Studies

Course: CANADIAN HISTORY 1201											
# students in course: 29											
	School Mark	School vs District	School vs Province		Public Exam Mark	School vs District	School vs Province		Final Mark	School vs District	School vs Province
Average Score											
School	84.2								84.2		
District	72.6	P	P						72.6	P	P
Province	70.5								70.5		
Percent of Passes											
School	100.0								100.0		
District	93.8	P	P						93.8	P	P
Province	91.3								91.3		

Average Scores

Percent Passes



* Data from the High School Certification System. The results from supplementary courses are not reflected in these results. All students obtaining a score of 48 or 49 on the final mark, were adjusted to 50 and are reflected in the Final Mark column.

District 4 - Eastern

#280 - Laval High, Placentia

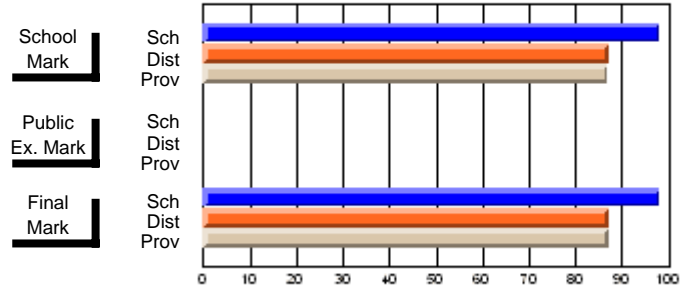
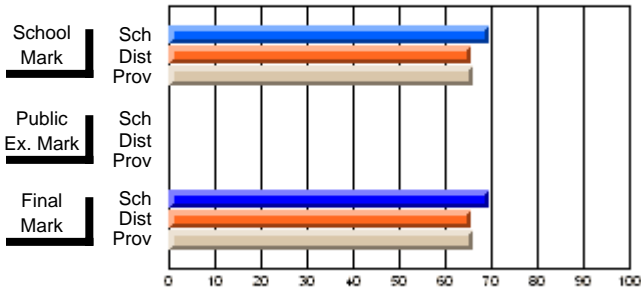
Grades: 9-12

Subject: Social Studies

Course: CANADIAN GEOGRAPHY 1202									
# students in course: 54									
	School Mark		School vs District	School vs Province		Public Exam Mark		School vs District	School vs Province
<u>Average Score</u>									
School	69.4								
District	65.6	P		P				P	P
Province	66.0								
<u>Percent of Passes</u>									
School	98.1								
District	87.3	P		P				P	P
Province	87.0								

Average Scores

Percent Passes



* Data from the High School Certification System. The results from supplementary courses are not reflected in these results. All students obtaining a score of 48 or 49 on the final mark, were adjusted to 50 and are reflected in the Final Mark column.

District 4 - Eastern

#280 - Laval High, Placentia

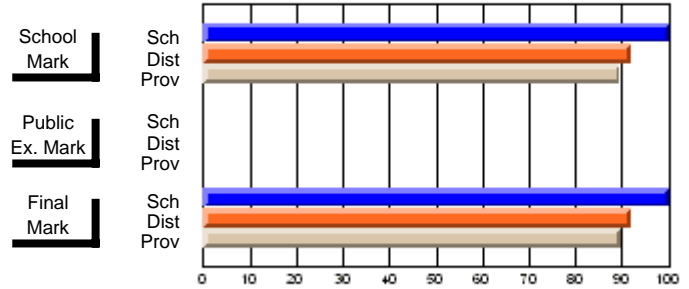
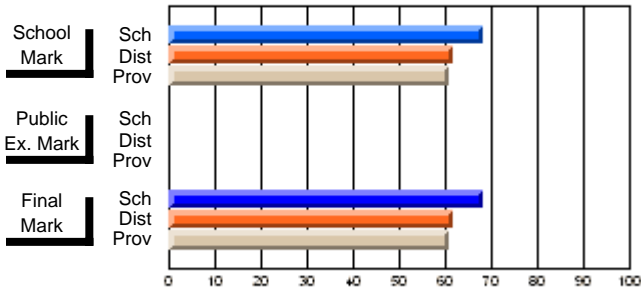
Grades: 9-12

Subject: Social Studies

Course: WORLD GEOGRAPHY 3200									
# students in course: 17									
	School Mark	School vs District	School vs Province	Public Exam Mark	School vs District	School vs Province	Final Mark	School vs District	School vs Province
Average Score									
School	68.2						68.2		
District	61.7	P	P				61.7	P	P
Province	60.9						60.9		
Percent of Passes									
School	100.0						100.0		
District	91.8	P	P				91.9	P	P
Province	89.5						89.7		

Average Scores

Percent Passes



* Data from the High School Certification System. The results from supplementary courses are not reflected in these results. All students obtaining a score of 48 or 49 on the final mark, were adjusted to 50 and are reflected in the Final Mark column.

District 4 - Eastern

#280 - Laval High, Placentia

Grades: 9-12

Subject: Social Studies

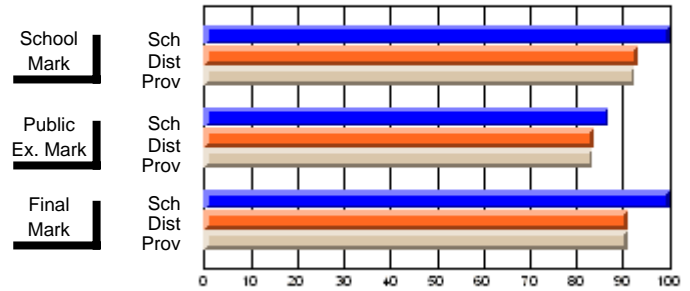
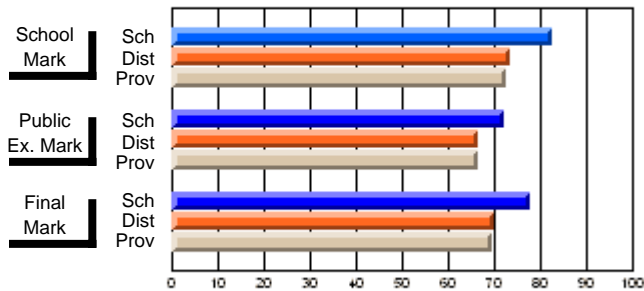
Course: WORLD HISTORY 3201

students in course: 23

	School Mark	School vs District	School vs Province	Public Exam Mark	School vs District	School vs Province	Final Mark	School vs District	School vs Province
Average Score									
School	82.5			72.3			77.7		
District	73.4	P	P	66.5	P	P	70.0	P	P
Province	72.7			66.6			69.7		
Percent of Passes									
School	100.0			87.0			100.0		
District	93.1	P	P	83.7	P	P	90.9	P	P
Province	92.6			83.5			90.9		

Average Scores

Percent Passes



* Data from the High School Certification System. The results from supplementary courses are not reflected in these results. All students obtaining a score of 48 or 49 on the final mark, were adjusted to 50 and are reflected in the Final Mark column.

District 4 - Eastern

#280 - Laval High, Placentia

Grades: 9-12

Subject: Social Studies

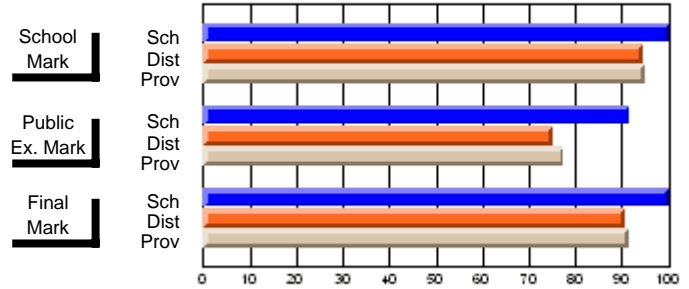
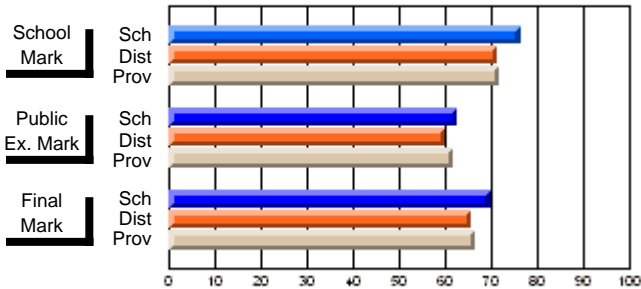
Course: WORLD GEOGRAPHY 3202

students in course: 24

	School Mark	School vs District	School vs Province	Public Exam Mark	School vs District	School vs Province	Final Mark	School vs District	School vs Province
Average Score									
School	76.3			62.7			69.8		
District	71.2	P	P	60.1	P	P	65.5	P	P
Province	71.7			61.6			66.5		
Percent of Passes									
School	100.0			91.7			100.0		
District	94.4	P	P	75.0	P	P	90.5	P	P
Province	95.0			77.5			91.6		

Average Scores

Percent Passes



* Data from the High School Certification System. The results from supplementary courses are not reflected in these results. All students obtaining a score of 48 or 49 on the final mark, were adjusted to 50 and are reflected in the Final Mark column.

District 4 - Eastern

#280 - Laval High, Placentia

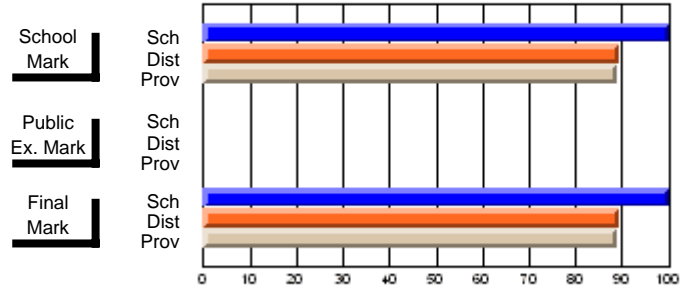
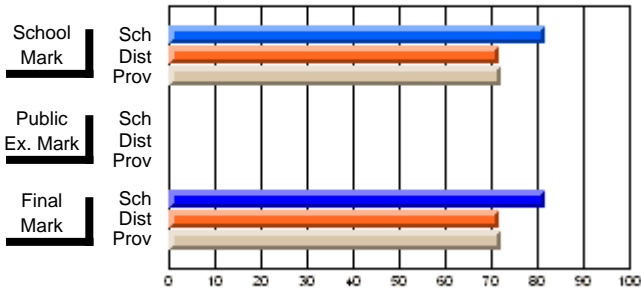
Grades: 9-12

Subject: Guidance

Course: CAREER DEVELOPMENT 2201														
# students in course: 63														
		School Mark	School vs District	School vs Province			Public Exam Mark	School vs District	School vs Province			Final Mark	School vs District	School vs Province
Average Score														
School		81.6										81.6		
District		71.8	P	P								71.8	P	P
Province		72.2										72.2		
Percent of Passes														
School		100.0										100.0		
District		89.2	P	P								89.2	P	P
Province		88.9										88.9		

Average Scores

Percent Passes



* Data from the High School Certification System. The results from supplementary courses are not reflected in these results. All students obtaining a score of 48 or 49 on the final mark, were adjusted to 50 and are reflected in the Final Mark column.

District 4 - Eastern

#280 - Laval High, Placentia

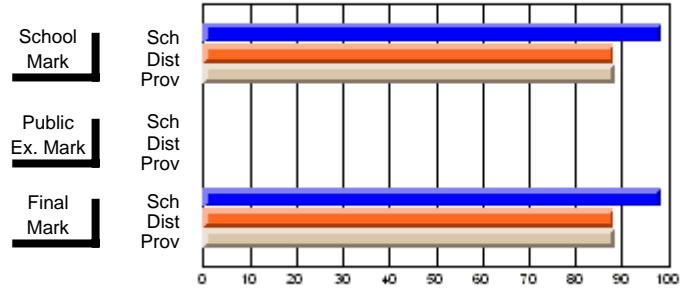
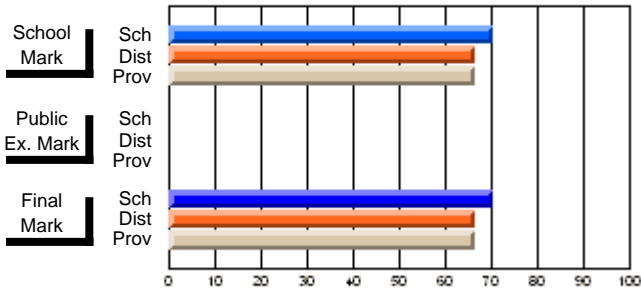
Grades: 9-12

Subject: Science

Course: SCIENCE 1206											
# students in course: 68											
	School Mark	School vs District	School vs Province		Public Exam Mark	School vs District	School vs Province		Final Mark	School vs District	School vs Province
Average Score											
School	70.5								70.5		
District	66.4	P	P						66.4	P	P
Province	66.4								66.4		
Percent of Passes											
School	98.5								98.5		
District	88.2	P	P						88.2	P	P
Province	88.5								88.5		

Average Scores

Percent Passes



* Data from the High School Certification System. The results from supplementary courses are not reflected in these results. All students obtaining a score of 48 or 49 on the final mark, were adjusted to 50 and are reflected in the Final Mark column.

District 4 - Eastern

#280 - Laval High, Placentia

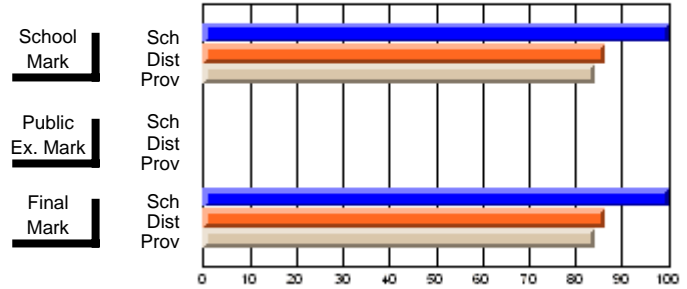
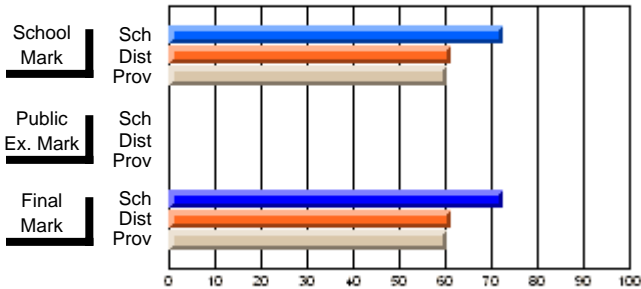
Grades: 9-12

Subject: Science

Course: SCIENCE 2200									
# students in course: 13									
	School Mark	School vs District	School vs Province	Public Exam Mark	School vs District	School vs Province	Final Mark	School vs District	School vs Province
Average Score									
School	72.5						72.5		
District	61.4	P	P				61.4	P	P
Province	60.3						60.3		
Percent of Passes									
School	100.0						100.0		
District	86.2	P	P				86.2	P	P
Province	84.3						84.3		

Average Scores

Percent Passes



* Data from the High School Certification System. The results from supplementary courses are not reflected in these results. All students obtaining a score of 48 or 49 on the final mark, were adjusted to 50 and are reflected in the Final Mark column.

District 4 - Eastern

#280 - Laval High, Placentia

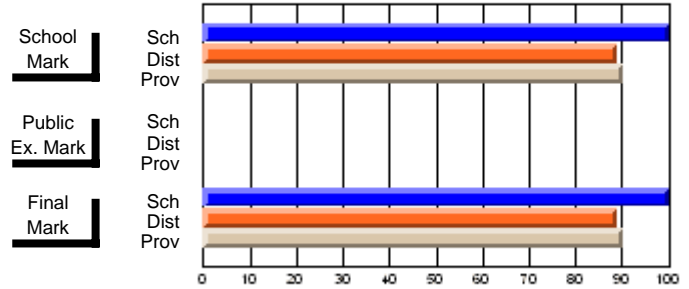
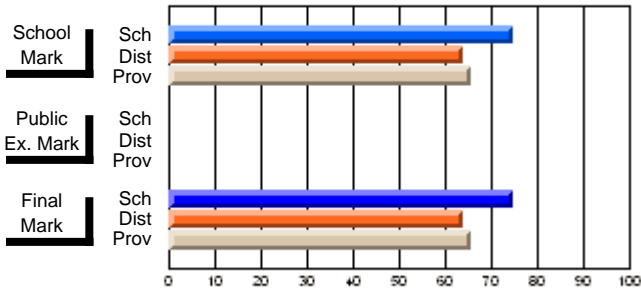
Grades: 9-12

Subject: Science

Course: BIOLOGY 2201											
# students in course: 62											
	School Mark	School vs District	School vs Province		Public Exam Mark	School vs District	School vs Province		Final Mark	School vs District	School vs Province
Average Score											
School	74.7								74.7		
District	63.9	P	P						63.9	P	P
Province	65.5								65.5		
Percent of Passes											
School	100.0								100.0		
District	89.0	P	P						89.0	P	P
Province	90.1								90.1		

Average Scores

Percent Passes



* Data from the High School Certification System. The results from supplementary courses are not reflected in these results. All students obtaining a score of 48 or 49 on the final mark, were adjusted to 50 and are reflected in the Final Mark column.

District 4 - Eastern

#280 - Laval High, Placentia

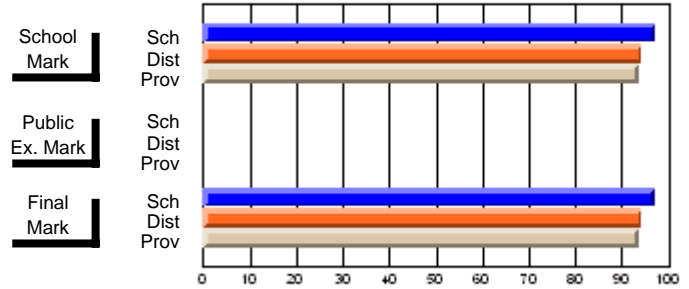
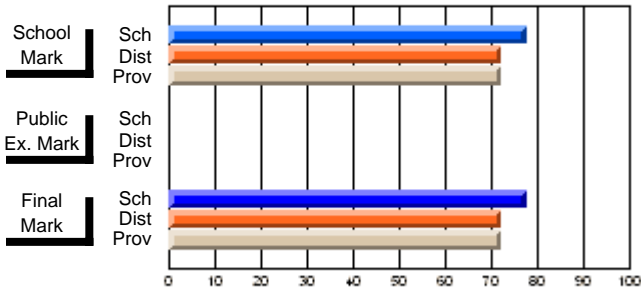
Grades: 9-12

Subject: Science

Course: CHEMISTRY 2202											
# students in course: 33											
	School Mark	School vs District	School vs Province		Public Exam Mark	School vs District	School vs Province		Final Mark	School vs District	School vs Province
Average Score											
School	77.5								77.5		
District	72.3	P	P						72.3	P	P
Province	72.3								72.3		
Percent of Passes											
School	97.0								97.0		
District	94.3	P	P						94.3	P	P
Province	93.6								93.7		

Average Scores

Percent Passes



* Data from the High School Certification System. The results from supplementary courses are not reflected in these results. All students obtaining a score of 48 or 49 on the final mark, were adjusted to 50 and are reflected in the Final Mark column.

District 4 - Eastern

#280 - Laval High, Placentia

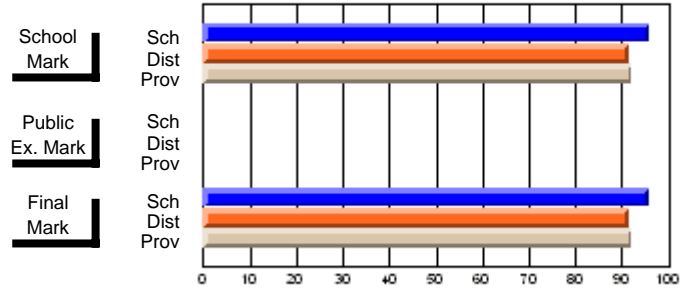
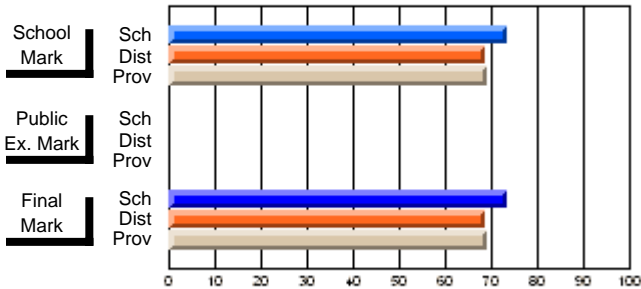
Grades: 9-12

Subject: Science

Course: PHYSICS 2204											
# students in course: 47											
	School Mark	School vs District	School vs Province		Public Exam Mark	School vs District	School vs Province		Final Mark	School vs District	School vs Province
Average Score											
School	73.6								73.6		
District	68.7	P	P						68.7	P	P
Province	69.1								69.1		
Percent of Passes											
School	95.7								95.7		
District	91.4	P	P						91.4	P	P
Province	92.1								92.1		

Average Scores

Percent Passes



* Data from the High School Certification System. The results from supplementary courses are not reflected in these results. All students obtaining a score of 48 or 49 on the final mark, were adjusted to 50 and are reflected in the Final Mark column.

District 4 - Eastern

#280 - Laval High, Placentia

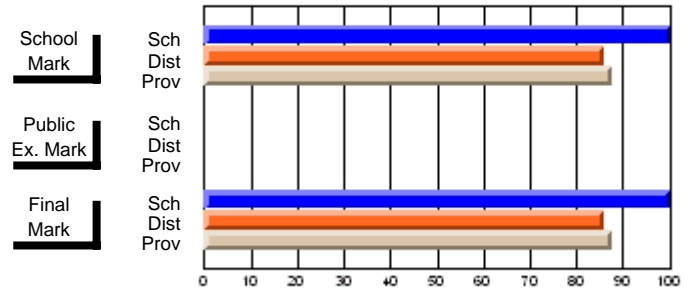
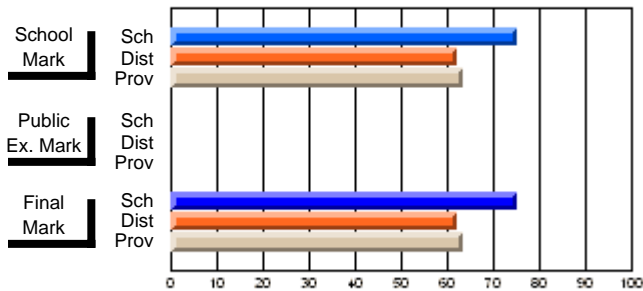
Grades: 9-12

Subject: Science

Course: SCIENCE 3200									
# students in course: 13									
	School Mark	School vs District	School vs Province	Public Exam Mark	School vs District	School vs Province	Final Mark	School vs District	School vs Province
Average Score	75.0						75.0		
School	62.1	P	P				62.1	P	P
District	63.4						63.4		
Province									
Percent of Passes	100.0						100.0		
School	86.0	P	P				86.0	P	P
District	87.7						87.7		
Province									

Average Scores

Percent Passes



* Data from the High School Certification System. The results from supplementary courses are not reflected in these results. All students obtaining a score of 48 or 49 on the final mark, were adjusted to 50 and are reflected in the Final Mark column.

District 4 - Eastern

#280 - Laval High, Placentia

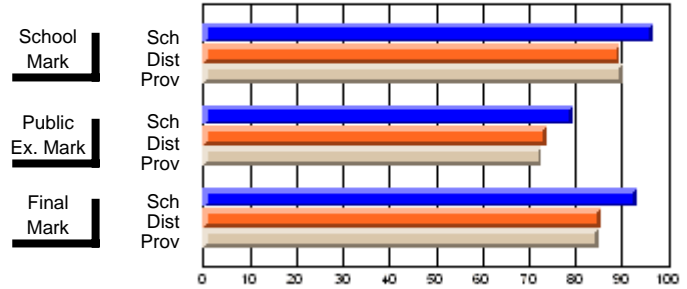
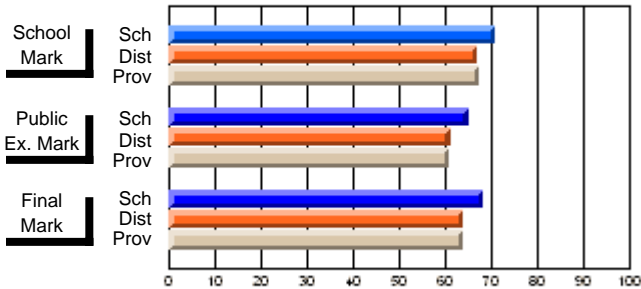
Grades: 9-12

Subject: Science

Course: BIOLOGY 3201											
# students in course: 29											
	School Mark	School vs District	School vs Province		Public Exam Mark	School vs District	School vs Province		Final Mark	School vs District	School vs Province
Average Score											
School	70.7				65.0				68.1		
District	66.9	P	P		61.0	P	P		63.9	P	P
Province	67.4				60.8				63.9		
Percent of Passes											
School	96.6				79.3				93.1		
District	89.5	P	P		73.8	P	P		85.3	P	P
Province	90.3				72.8				85.0		

Average Scores

Percent Passes



* Data from the High School Certification System. The results from supplementary courses are not reflected in these results. All students obtaining a score of 48 or 49 on the final mark, were adjusted to 50 and are reflected in the Final Mark column.

District 4 - Eastern

#280 - Laval High, Placentia

Grades: 9-12

Subject: Science

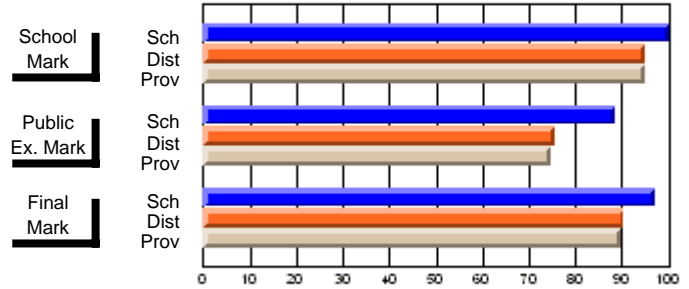
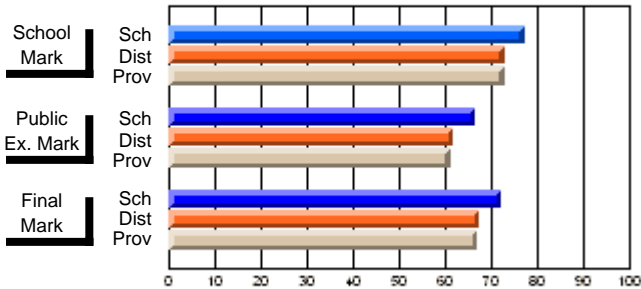
Course: CHEMISTRY 3202

students in course: 35

	School Mark	School vs District	School vs Province	Public Exam Mark	School vs District	School vs Province	Final Mark	School vs District	School vs Province
Average Score									
School	77.1			66.4			72.0		
District	72.8	P	P	61.6	P	P	67.5	P	P
Province	72.8			61.1			67.1		
Percent of Passes									
School	100.0			88.6			97.1		
District	95.0	P	P	75.7	P	P	90.4	P	P
Province	95.0			74.6			89.8		

Average Scores

Percent Passes



* Data from the High School Certification System. The results from supplementary courses are not reflected in these results. All students obtaining a score of 48 or 49 on the final mark, were adjusted to 50 and are reflected in the Final Mark column.

District 4 - Eastern

#280 - Laval High, Placentia

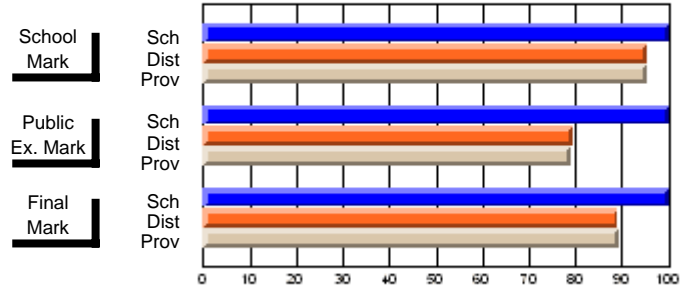
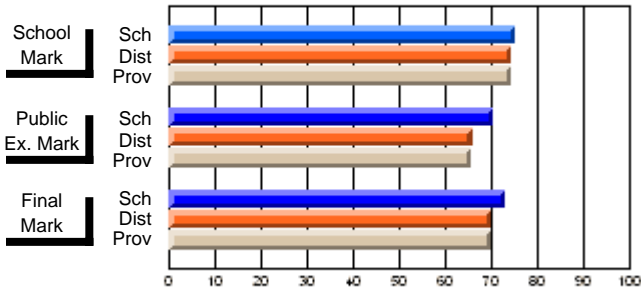
Grades: 9-12

Subject: Science

Course: PHYSICS 3204											
# students in course: 7											
	School Mark	School vs District	School vs Province		Public Exam Mark	School vs District	School vs Province		Final Mark	School vs District	School vs Province
Average Score	75.3				70.3				73.1		
School	75.3				70.3				73.1		
District	74.3	P	P		65.8	P	P		70.1	P	P
Province	74.4				65.6				70.0		
Percent of Passes	100.0				100.0				100.0		
School	100.0				100.0				100.0		
District	95.5	P	P		79.4	P	P		89.1	P	P
Province	95.2				79.0				89.2		

Average Scores

Percent Passes



* Data from the High School Certification System. The results from supplementary courses are not reflected in these results. All students obtaining a score of 48 or 49 on the final mark, were adjusted to 50 and are reflected in the Final Mark column.

District 4 - Eastern

#280 - Laval High, Placentia

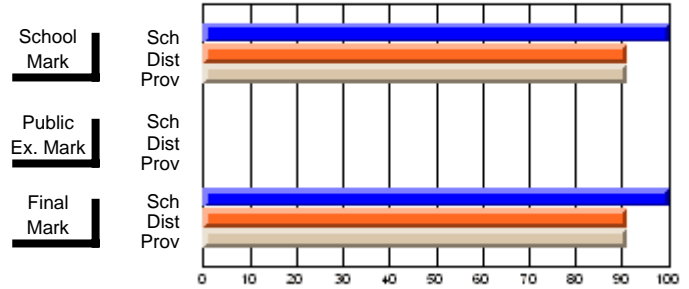
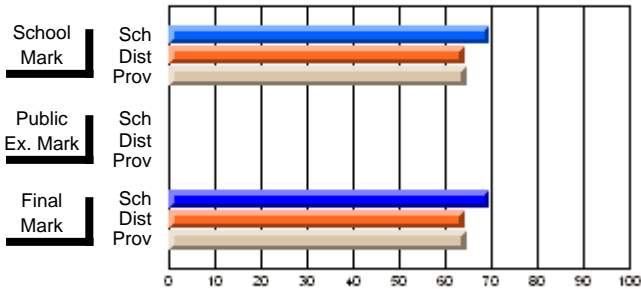
Grades: 9-12

Subject: Science

Course: ENVIRONMENTAL SCIENCE 3205									
# students in course: 27									
	School Mark	School vs District	School vs Province	Public Exam Mark	School vs District	School vs Province	Final Mark	School vs District	School vs Province
Average Score									
School	69.4						69.4		
District	64.1	P	P				64.1	P	P
Province	64.5						64.5		
Percent of Passes									
School	100.0						100.0		
District	91.2	P	P				91.2	P	P
Province	90.9						90.9		

Average Scores

Percent Passes



* Data from the High School Certification System. The results from supplementary courses are not reflected in these results. All students obtaining a score of 48 or 49 on the final mark, were adjusted to 50 and are reflected in the Final Mark column.

District 4 - Eastern

#280 - Laval High, Placentia

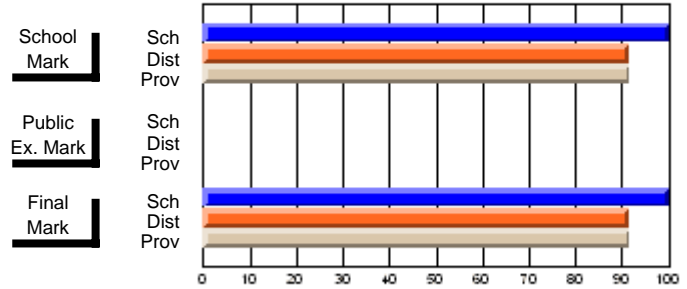
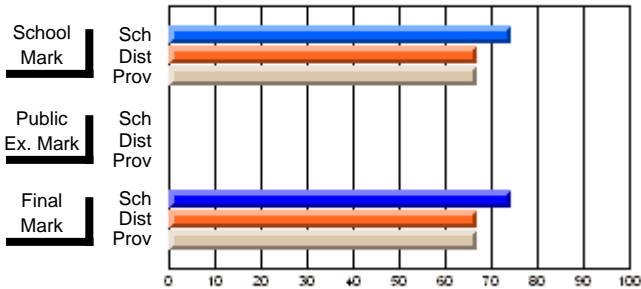
Grades: 9-12

Subject: English Language

Course: ENGLISH 1201											
# students in course: 69											
	School Mark	School vs District	School vs Province		Public Exam Mark	School vs District	School vs Province		Final Mark	School vs District	School vs Province
Average Score	74.4								74.4		
School	67.0	P	P						67.0	P	P
District	67.1								67.1		
Province											
Percent of Passes	100.0								100.0		
School	91.4	P	P						91.4	P	P
District	91.7								91.7		
Province											

Average Scores

Percent Passes



* Data from the High School Certification System. The results from supplementary courses are not reflected in these results. All students obtaining a score of 48 or 49 on the final mark, were adjusted to 50 and are reflected in the Final Mark column.

District 4 - Eastern

#280 - Laval High, Placentia

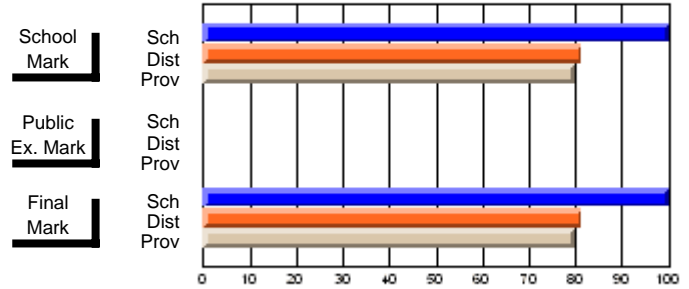
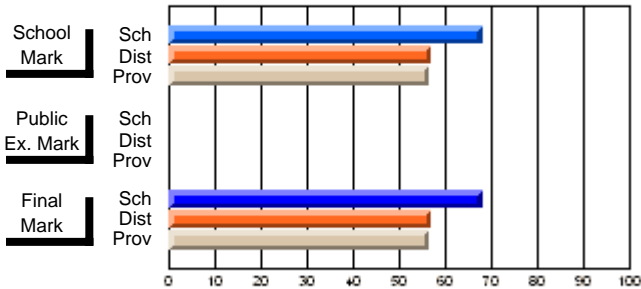
Grades: 9-12

Subject: English Language

Course: ENGLISH 1202											
# students in course: 11											
	School Mark	School vs District	School vs Province		Public Exam Mark	School vs District	School vs Province		Final Mark	School vs District	School vs Province
Average Score											
School	68.0								68.0		
District	57.1	P	P						57.1	P	P
Province	56.5								56.5		
Percent of Passes											
School	100.0								100.0		
District	81.4	P	P						81.4	P	P
Province	80.0								80.0		

Average Scores

Percent Passes



* Data from the High School Certification System. The results from supplementary courses are not reflected in these results. All students obtaining a score of 48 or 49 on the final mark, were adjusted to 50 and are reflected in the Final Mark column.

District 4 - Eastern

#280 - Laval High, Placentia

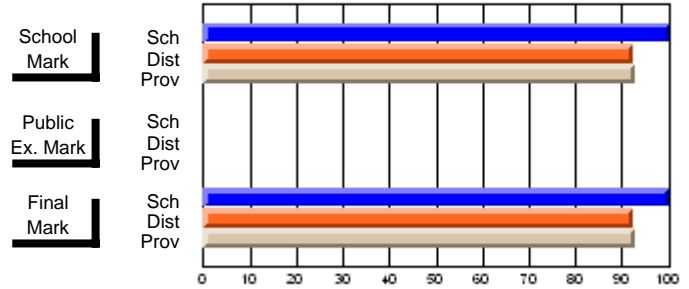
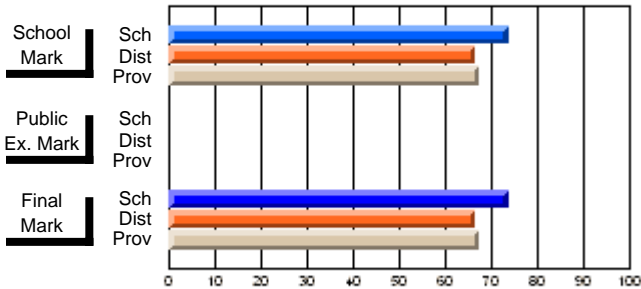
Grades: 9-12

Subject: English Language

Course: ENGLISH 2201														
# students in course: 46														
		School Mark	School vs District	School vs Province			Public Exam Mark	School vs District	School vs Province			Final Mark	School vs District	School vs Province
Average Score														
School		73.7										73.7		
District		66.5	P	P								66.5	P	P
Province		67.2										67.2		
Percent of Passes														
School		100.0										100.0		
District		92.2	P	P								92.2	P	P
Province		92.9										92.9		

Average Scores

Percent Passes



* Data from the High School Certification System. The results from supplementary courses are not reflected in these results. All students obtaining a score of 48 or 49 on the final mark, were adjusted to 50 and are reflected in the Final Mark column.

District 4 - Eastern

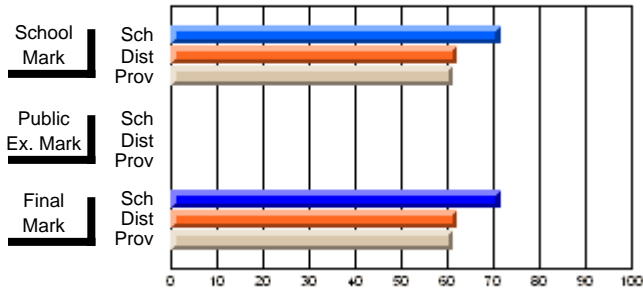
#280 - Laval High, Placentia

Grades: 9-12

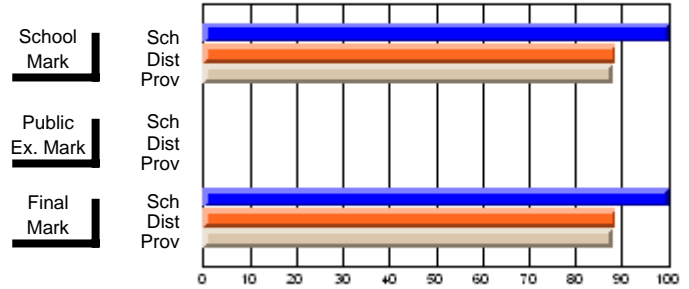
Subject: English Language

Course: ENGLISH 2202											
# students in course: 18											
	School Mark	School vs District	School vs Province		Public Exam Mark	School vs District	School vs Province		Final Mark	School vs District	School vs Province
Average Score											
School	71.4								71.4		
District	62.1	P	P						62.1	P	P
Province	61.2								61.2		
Percent of Passes											
School	100.0								100.0		
District	88.7	P	P						88.7	P	P
Province	87.9								87.9		

Average Scores



Percent Passes



* Data from the High School Certification System. The results from supplementary courses are not reflected in these results. All students obtaining a score of 48 or 49 on the final mark, were adjusted to 50 and are reflected in the Final Mark column.

District 4 - Eastern

#280 - Laval High, Placentia

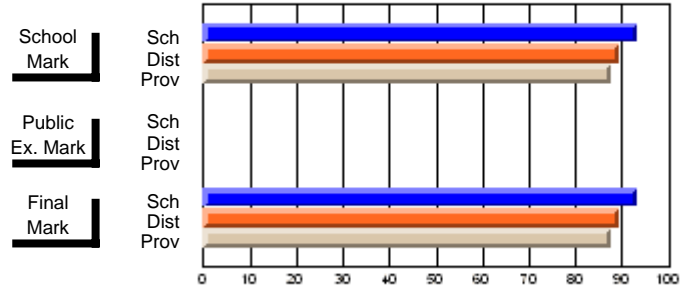
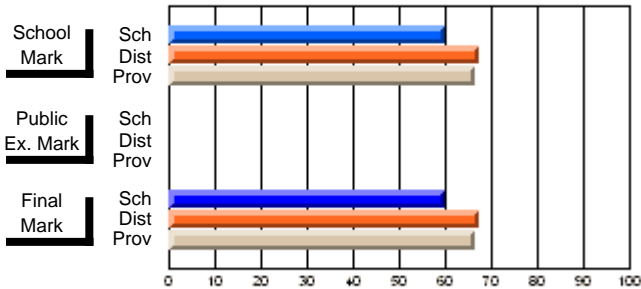
Grades: 9-12

Subject: English Language

Course: WRITING 2203														
# students in course: 44														
		School Mark	School vs District	School vs Province			Public Exam Mark	School vs District	School vs Province			Final Mark	School vs District	School vs Province
Average Score		59.9										59.9		
School		67.2	q	q								67.2	q	q
District		66.5										66.5		
Province														
Percent of Passes		93.2										93.2		
School		89.3	p	p								89.3	p	p
District		87.7										87.7		
Province														

Average Scores

Percent Passes



* Data from the High School Certification System. The results from supplementary courses are not reflected in these results. All students obtaining a score of 48 or 49 on the final mark, were adjusted to 50 and are reflected in the Final Mark column.

District 4 - Eastern

#280 - Laval High, Placentia

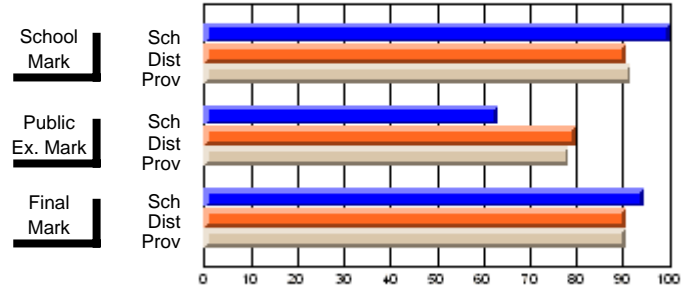
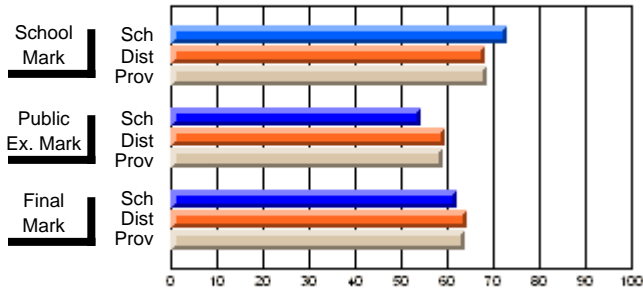
Grades: 9-12

Subject: English Language

Course: ENGLISH LANGUAGE ARTS 3201									
# students in course: 54	School Mark	School vs District	School vs Province	Public Exam Mark	School vs District	School vs Province	Final Mark	School vs District	School vs Province
Average Score									
School	73.0			54.3			62.1		
District	68.3	P	P	59.7	q	q	64.2	q	q
Province	68.6			58.9			63.7		
Percent of Passes									
School	100.0			63.0			94.4		
District	90.7	P	P	79.8	q	q	90.5	P	P
Province	91.7			78.3			90.7		

Average Scores

Percent Passes



* Data from the High School Certification System. The results from supplementary courses are not reflected in these results. All students obtaining a score of 48 or 49 on the final mark, were adjusted to 50 and are reflected in the Final Mark column.

District 4 - Eastern

#280 - Laval High, Placentia

Grades: 9-12

Subject: English Language

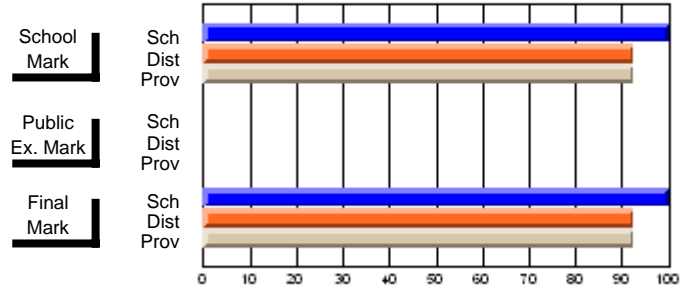
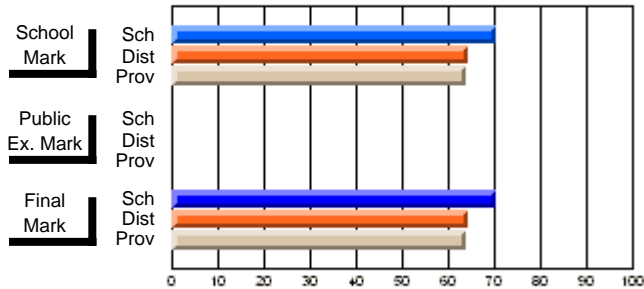
Course: ENGLISH LANGUAGE ARTS 3202

students in course: 30

	School Mark	School vs District	School vs Province	Public Exam Mark	School vs District	School vs Province	Final Mark	School vs District	School vs Province
Average Score									
School	70.3						70.3		
District	64.4	P	P				64.4	P	P
Province	63.7						63.7		
Percent of Passes									
School	100.0						100.0		
District	92.6	P	P				92.6	P	P
Province	92.5						92.6		

Average Scores

Percent Passes



* Data from the High School Certification System. The results from supplementary courses are not reflected in these results. All students obtaining a score of 48 or 49 on the final mark, were adjusted to 50 and are reflected in the Final Mark column.

District 4 - Eastern

#286 - Fatima Academy, St. Bride's

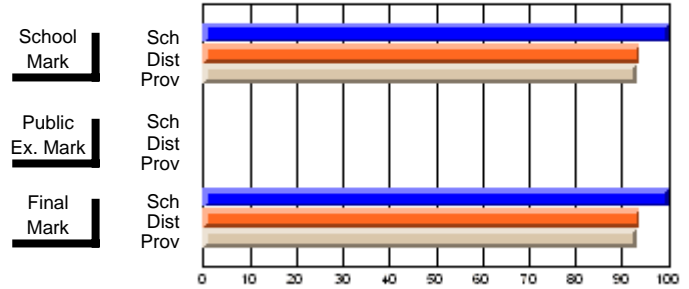
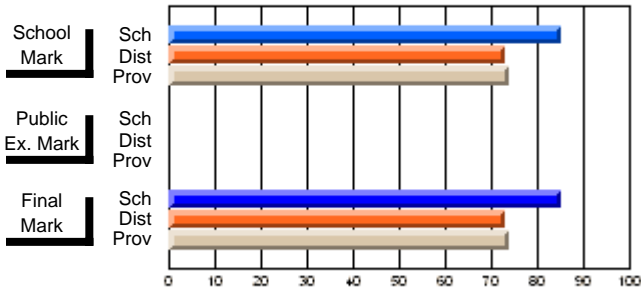
Grades: K-12

Subject: Art

Course: ART & DESIGN 2200									
# students in course: 29									
	School Mark	School vs District	School vs Province	Public Exam Mark	School vs District	School vs Province	Final Mark	School vs District	School vs Province
Average Score	85.3						85.3		
School	72.8	P	P				72.8	P	P
District	73.9						73.9		
Province									
Percent of Passes	100.0						100.0		
School	93.8	P	P				93.8	P	P
District	93.2						93.2		
Province									

Average Scores

Percent Passes



* Data from the High School Certification System. The results from supplementary courses are not reflected in these results. All students obtaining a score of 48 or 49 on the final mark, were adjusted to 50 and are reflected in the Final Mark column.

District 4 - Eastern

#286 - Fatima Academy, St. Bride's

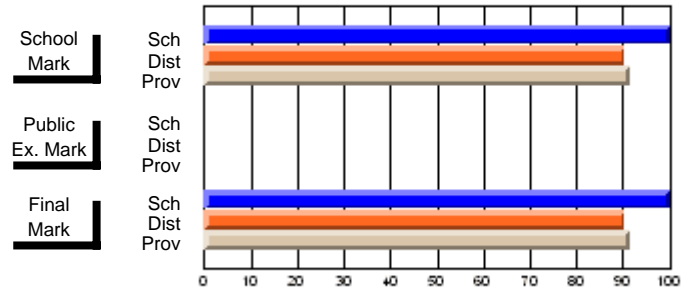
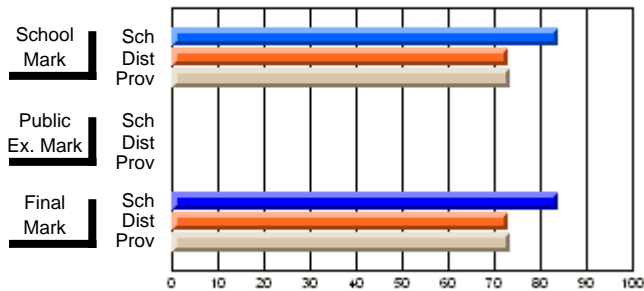
Grades: K-12

Subject: Family Studies

Course: NUTRITION 3100														
# students in course: 20														
		School Mark	School vs District	School vs Province			Public Exam Mark	School vs District	School vs Province			Final Mark	School vs District	School vs Province
Average Score		83.9										83.9		
School		72.9	P	P								72.9	P	P
District		73.3										73.3		
Province														
Percent of Passes		100.0										100.0		
School		90.4	P	P								90.4	P	P
District		91.4										91.4		
Province														

Average Scores

Percent Passes



* Data from the High School Certification System. The results from supplementary courses are not reflected in these results. All students obtaining a score of 48 or 49 on the final mark, were adjusted to 50 and are reflected in the Final Mark column.

District 4 - Eastern

#286 - Fatima Academy, St. Bride's

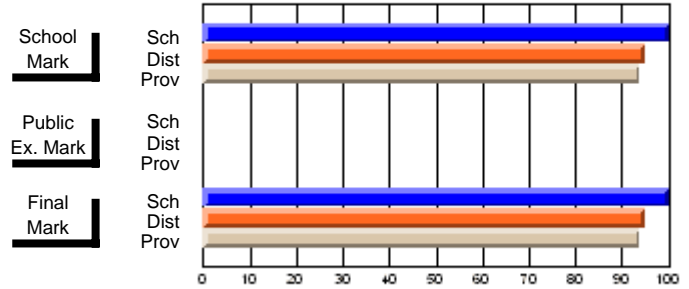
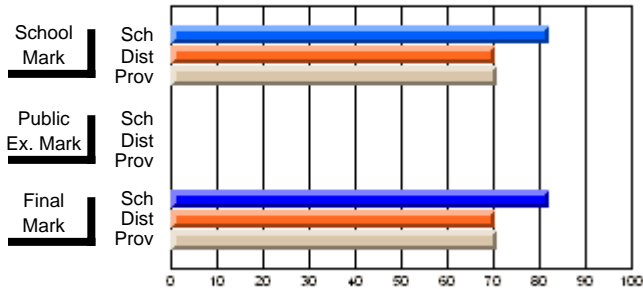
Grades: K-12

Subject: French

Course: FRENCH 2200									
# students in course: 12									
	School Mark	School vs District	School vs Province	Public Exam Mark	School vs District	School vs Province	Final Mark	School vs District	School vs Province
Average Score	82.3						82.3		
School	70.5	P	P				70.5	P	P
District	70.7						70.7		
Province									
Percent of Passes	100.0						100.0		
School	95.0	P	P				95.0	P	P
District	93.9						93.9		
Province									

Average Scores

Percent Passes



* Data from the High School Certification System. The results from supplementary courses are not reflected in these results. All students obtaining a score of 48 or 49 on the final mark, were adjusted to 50 and are reflected in the Final Mark column.

District 4 - Eastern

#286 - Fatima Academy, St. Bride's

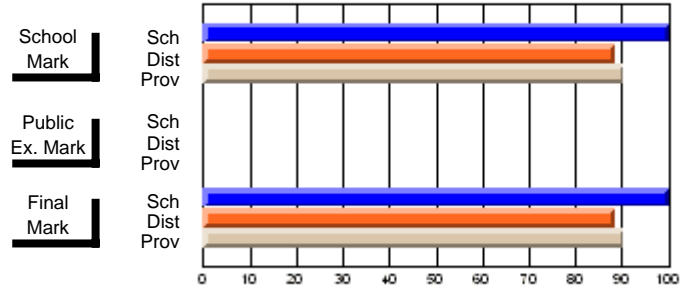
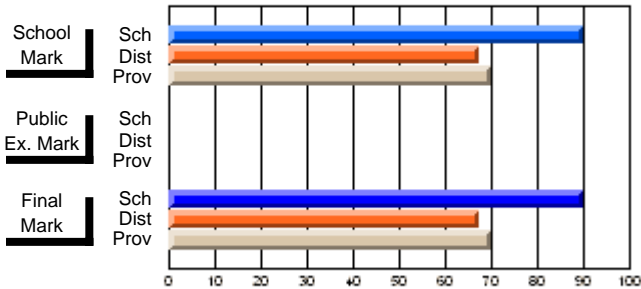
Grades: K-12

Subject: Technology Education

Course: DESIGN TECHNOLOGY 2109											
# students in course: 7											
		School Mark	School vs District	School vs Province	Public Exam Mark		School vs District	School vs Province	Final Mark	School vs District	School vs Province
Average Score		90.0							90.0		
School		67.4	P	P					67.4	P	P
District		70.1							70.1		
Province											
Percent of Passes		100.0							100.0		
School		88.6	P	P					88.6	P	P
District		90.4							90.4		
Province											

Average Scores

Percent Passes



* Data from the High School Certification System. The results from supplementary courses are not reflected in these results. All students obtaining a score of 48 or 49 on the final mark, were adjusted to 50 and are reflected in the Final Mark column.

District 4 - Eastern

#286 - Fatima Academy, St. Bride's

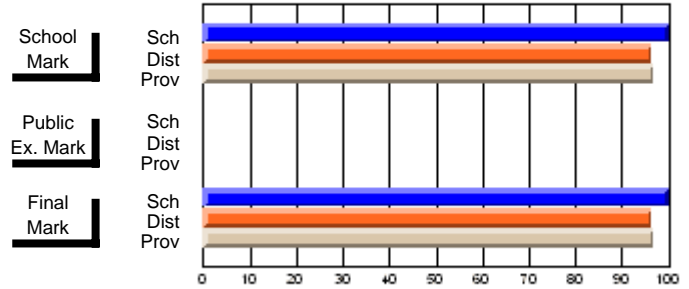
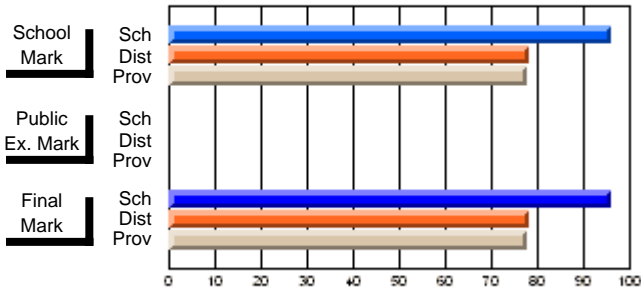
Grades: K-12

Subject: Technology Education

Course: HOME MAINTENANCE 3108											
# students in course: 7											
	School Mark	School vs District	School vs Province		Public Exam Mark	School vs District	School vs Province		Final Mark	School vs District	School vs Province
Average Score	96.0								96.0		
School	96.0								96.0		
District	78.2	P	P						78.2	P	P
Province	78.0								78.0		
Percent of Passes	100.0								100.0		
School	100.0								100.0		
District	96.4	P	P						96.4	P	P
Province	96.9								96.9		

Average Scores

Percent Passes



* Data from the High School Certification System. The results from supplementary courses are not reflected in these results. All students obtaining a score of 48 or 49 on the final mark, were adjusted to 50 and are reflected in the Final Mark column.

District 4 - Eastern

#286 - Fatima Academy, St. Bride's

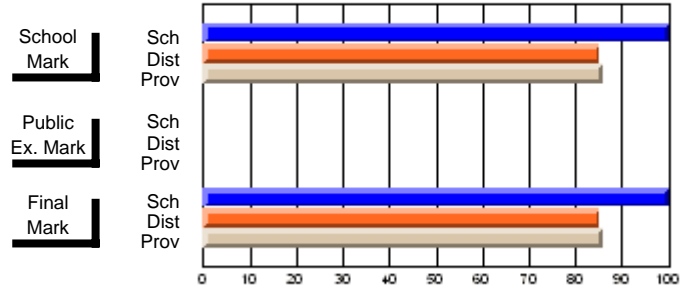
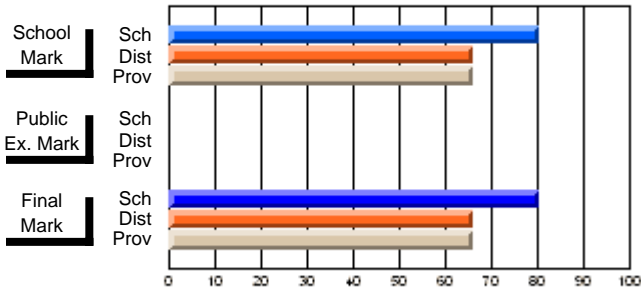
Grades: K-12

Subject: Mathematics

Course: MATHEMATICS 1204									
# students in course: 10									
	School Mark	School vs District	School vs Province	Public Exam Mark	School vs District	School vs Province	Final Mark	School vs District	School vs Province
Average Score									
School	80.4						80.4		
District	66.1	P	P				66.1	P	P
Province	66.1						66.1		
Percent of Passes									
School	100.0						100.0		
District	85.2	P	P				85.2	P	P
Province	85.8						85.8		

Average Scores

Percent Passes



* Data from the High School Certification System. The results from supplementary courses are not reflected in these results. All students obtaining a score of 48 or 49 on the final mark, were adjusted to 50 and are reflected in the Final Mark column.

District 4 - Eastern

#286 - Fatima Academy, St. Bride's

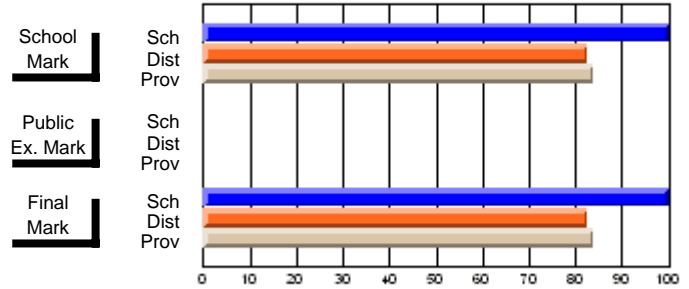
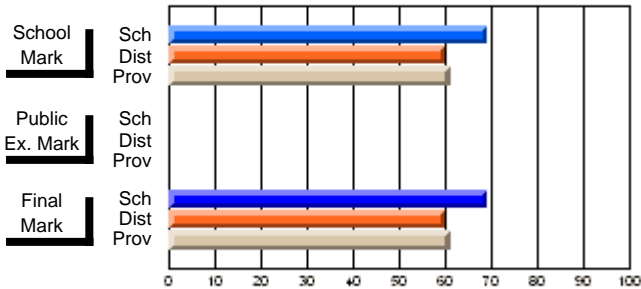
Grades: K-12

Subject: Mathematics

Course: MATHEMATICS 2204											
# students in course: 10											
	School Mark	School vs District	School vs Province		Public Exam Mark	School vs District	School vs Province		Final Mark	School vs District	School vs Province
Average Score											
School	68.9								68.9		
District	60.1	P	P						60.1	P	P
Province	61.0								61.0		
Percent of Passes											
School	100.0								100.0		
District	82.6	P	P						82.6	P	P
Province	83.9								84.0		

Average Scores

Percent Passes



* Data from the High School Certification System. The results from supplementary courses are not reflected in these results. All students obtaining a score of 48 or 49 on the final mark, were adjusted to 50 and are reflected in the Final Mark column.

District 4 - Eastern

#286 - Fatima Academy, St. Bride's

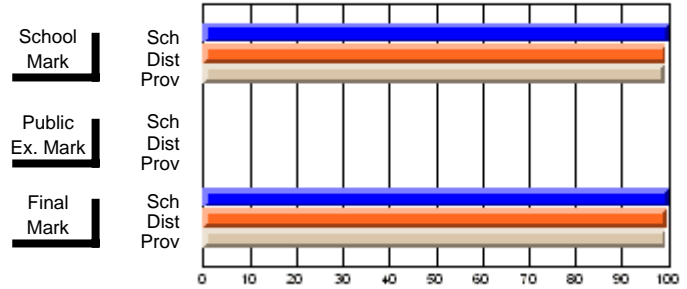
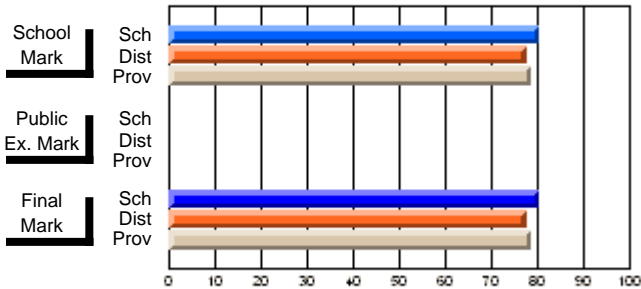
Grades: K-12

Subject: Mathematics

Course: MATHEMATICS 2205									
# students in course: 16	School Mark	School vs District	School vs Province	Public Exam Mark	School vs District	School vs Province	Final Mark	School vs District	School vs Province
Average Score									
School	80.5						80.5		
District	77.5	P	P				77.5	P	P
Province	78.6						78.6		
Percent of Passes									
School	100.0						100.0		
District	99.4	P	P				99.5	P	P
Province	99.3						99.4		

Average Scores

Percent Passes



* Data from the High School Certification System. The results from supplementary courses are not reflected in these results. All students obtaining a score of 48 or 49 on the final mark, were adjusted to 50 and are reflected in the Final Mark column.

District 4 - Eastern

#286 - Fatima Academy, St. Bride's

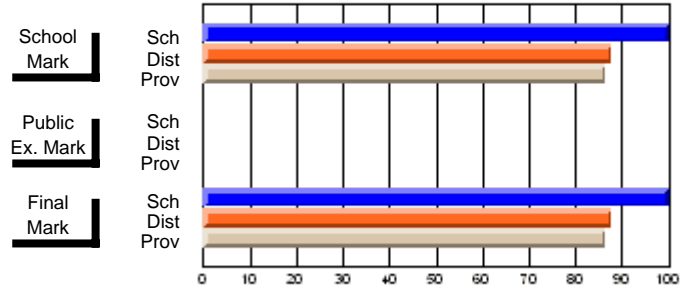
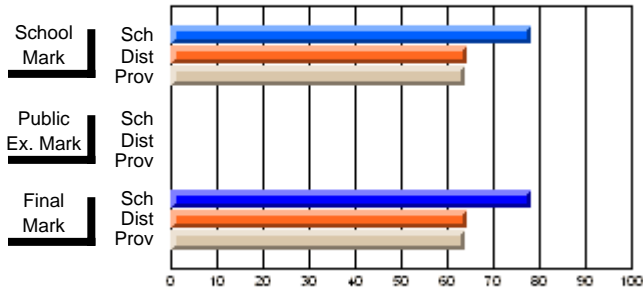
Grades: K-12

Subject: Mathematics

Course: MATHEMATICS 2206									
# students in course: 6									
	School Mark	School vs District	School vs Province	Public Exam Mark	School vs District	School vs Province	Final Mark	School vs District	School vs Province
Average Score	78.3						78.3		
School	64.5	P	P				64.5	P	P
District	63.8						63.8		
Province									
Percent of Passes	100.0						100.0		
School	87.8	P	P				87.8	P	P
District	86.5						86.5		
Province									

Average Scores

Percent Passes



* Data from the High School Certification System. The results from supplementary courses are not reflected in these results. All students obtaining a score of 48 or 49 on the final mark, were adjusted to 50 and are reflected in the Final Mark column.

District 4 - Eastern

#286 - Fatima Academy, St. Bride's

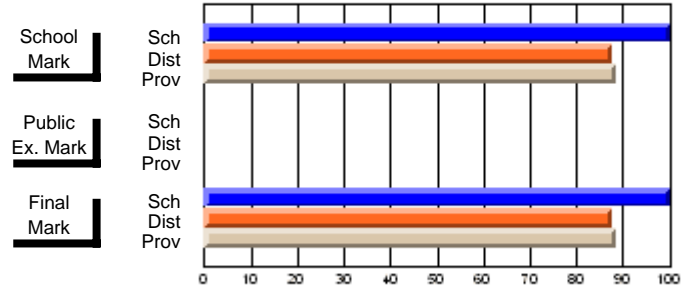
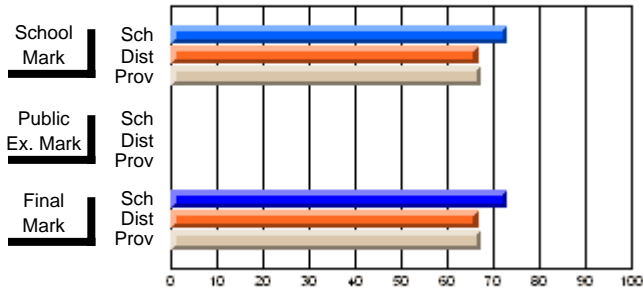
Grades: K-12

Subject: Mathematics

Course: MATHEMATICS 3103									
# students in course: 9									
	School Mark	School vs District	School vs Province	Public Exam Mark	School vs District	School vs Province	Final Mark	School vs District	School vs Province
Average Score									
School	73.1						73.1		
District	66.7	P	P				66.7	P	P
Province	67.4						67.4		
Percent of Passes									
School	100.0						100.0		
District	87.6	P	P				87.6	P	P
Province	88.4						88.4		

Average Scores

Percent Passes



* Data from the High School Certification System. The results from supplementary courses are not reflected in these results. All students obtaining a score of 48 or 49 on the final mark, were adjusted to 50 and are reflected in the Final Mark column.

District 4 - Eastern

#286 - Fatima Academy, St. Bride's

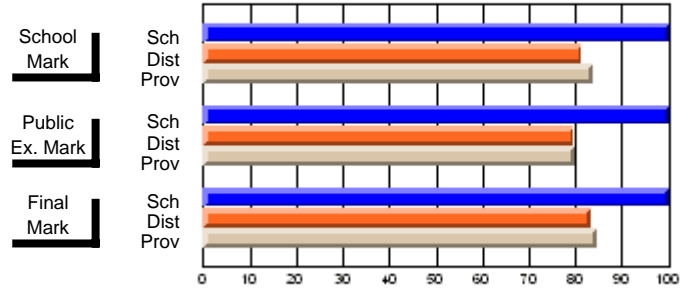
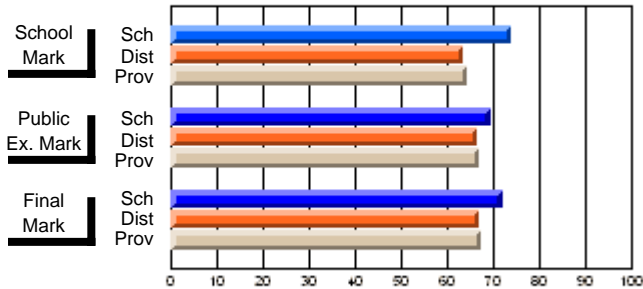
Grades: K-12

Subject: Mathematics

Course: MATHEMATICS 3204									
# students in course: 9	School Mark	School vs District	School vs Province	Public Exam Mark	School vs District	School vs Province	Final Mark	School vs District	School vs Province
Average Score	73.8			69.3			71.9		
School	63.5	P	P	66.7	P	P	66.9	P	P
District	64.3			66.8			67.3		
Province									
Percent of Passes	100.0			100.0			100.0		
School	81.4	P	P	79.6	P	P	83.3	P	P
District	83.7			80.0			84.6		
Province									

Average Scores

Percent Passes



* Data from the High School Certification System. The results from supplementary courses are not reflected in these results. All students obtaining a score of 48 or 49 on the final mark, were adjusted to 50 and are reflected in the Final Mark column.

District 4 - Eastern

#286 - Fatima Academy, St. Bride's

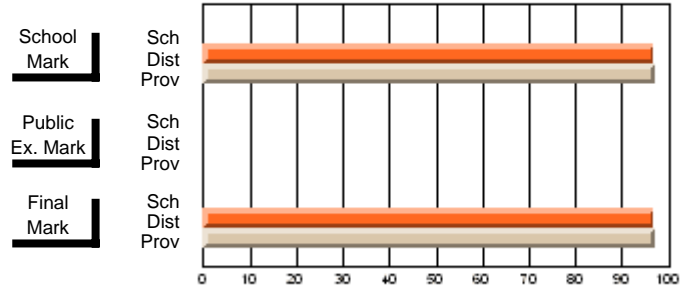
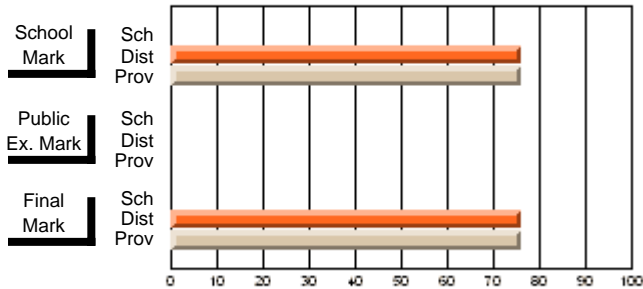
Grades: K-12

Subject: Mathematics

Course: MATHEMATICS 3207				School data has 5 or fewer students. Data withheld for reasons of confidentiality.					
# students in course: 4									
	School Mark	School vs District	School vs Province	Public Exam Mark	School vs District	School vs Province	Final Mark	School vs District	School vs Province
Average Score									
School									
District	76.0	q	q				76.0	q	q
Province	76.2						76.2		
Percent of Passes									
School									
District	96.8	p	p				96.8	p	p
Province	97.2						97.2		

Average Scores

Percent Passes



* Data from the High School Certification System. The results from supplementary courses are not reflected in these results. All students obtaining a score of 48 or 49 on the final mark, were adjusted to 50 and are reflected in the Final Mark column.

District 4 - Eastern

#286 - Fatima Academy, St. Bride's

Grades: K-12

Subject: Music

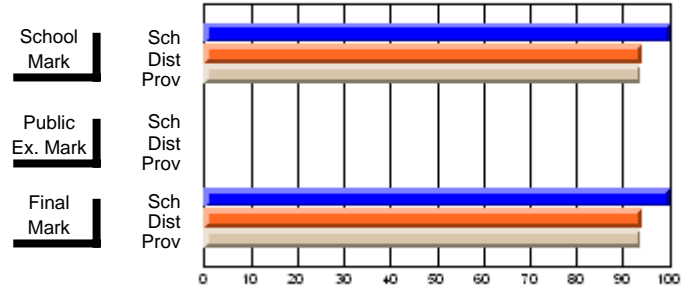
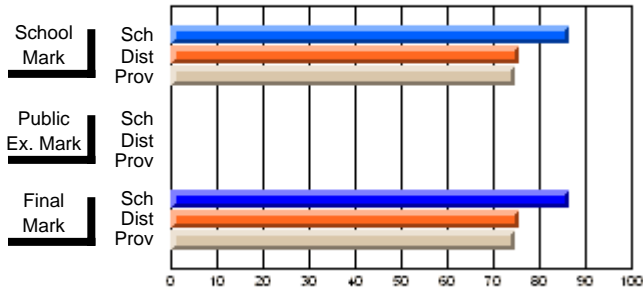
Course: EXPERIENCING MUSIC 2200

students in course: 15

	School Mark	School vs District	School vs Province	Public Exam Mark	School vs District	School vs Province	Final Mark	School vs District	School vs Province
Average Score	86.3						86.3		
School	86.3						86.3		
District	75.6	P	P				75.6	P	P
Province	74.8						74.8		
Percent of Passes	100.0						100.0		
School	100.0						100.0		
District	94.0	P	P				94.0	P	P
Province	93.9						93.9		

Average Scores

Percent Passes



* Data from the High School Certification System. The results from supplementary courses are not reflected in these results. All students obtaining a score of 48 or 49 on the final mark, were adjusted to 50 and are reflected in the Final Mark column.

District 4 - Eastern

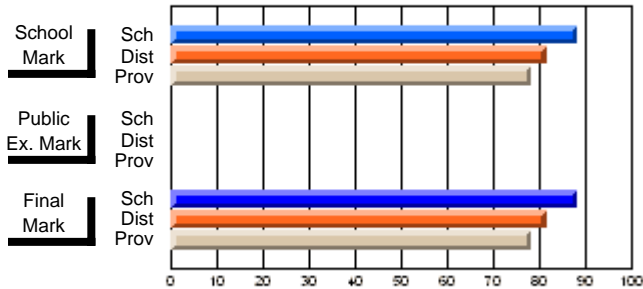
#286 - Fatima Academy, St. Bride's

Grades: K-12

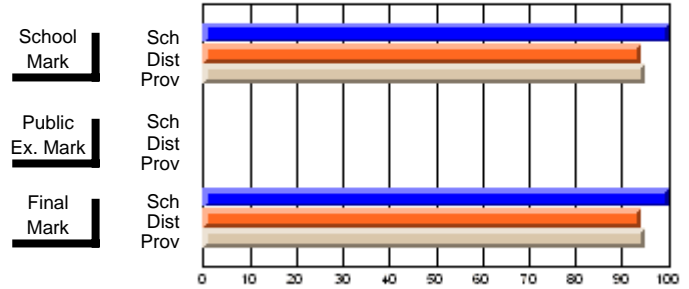
Subject: Physical Education

Course: PHYSICAL EDUCATION 1100			
# students in course: 19			
	School Mark	School vs District	School vs Province
Average Score			
School	88.1		
District	81.4	P	P
Province	78.4		
Percent of Passes			
School	100.0		
District	94.1	P	P
Province	94.8		

Average Scores



Percent Passes



* Data from the High School Certification System. The results from supplementary courses are not reflected in these results. All students obtaining a score of 48 or 49 on the final mark, were adjusted to 50 and are reflected in the Final Mark column.

District 4 - Eastern

#286 - Fatima Academy, St. Bride's

Grades: K-12

Subject: Physical Education

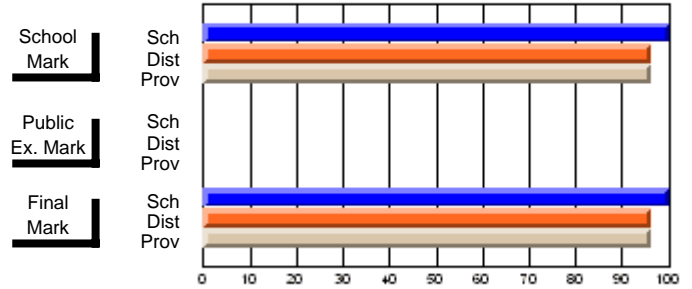
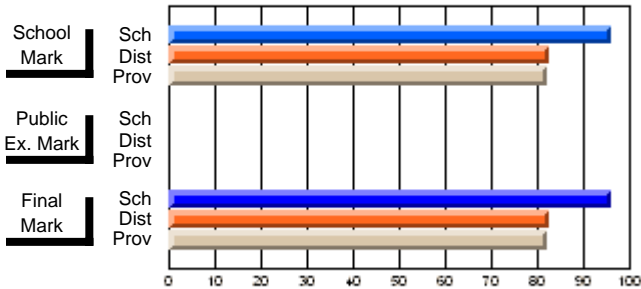
Course: PHYSICAL EDUCATION 3100

students in course: 12

	School Mark	School vs District	School vs Province	Public Exam Mark	School vs District	School vs Province	Final Mark	School vs District	School vs Province
Average Score									
School	96.0						96.0		
District	82.6	P	P				82.6	P	P
Province	82.0						82.0		
Percent of Passes									
School	100.0						100.0		
District	96.1	P	P				96.1	P	P
Province	96.1						96.1		

Average Scores

Percent Passes



* Data from the High School Certification System. The results from supplementary courses are not reflected in these results. All students obtaining a score of 48 or 49 on the final mark, were adjusted to 50 and are reflected in the Final Mark column.

District 4 - Eastern

#286 - Fatima Academy, St. Bride's

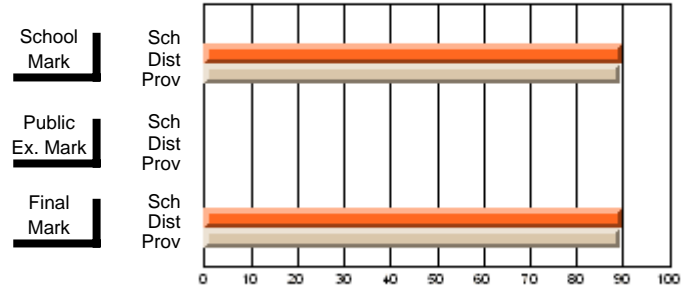
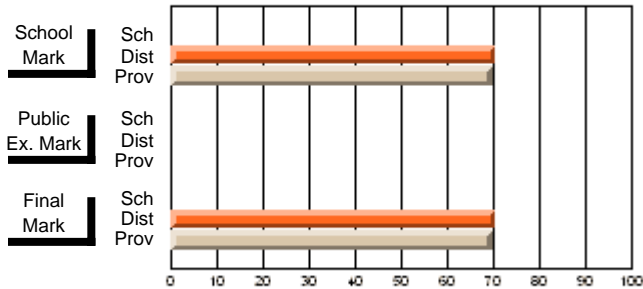
Grades: K-12

Subject: Religious Education

Course: ETHICAL ISSUES 1104				School data has 5 or fewer students. Data withheld for reasons of confidentiality.						
# students in course: 1		School Mark			Public Exam Mark			Final Mark		
		School vs District	School vs Province		School vs District	School vs Province		School vs District	School vs Province	
Average Score										
School										
District	70.4	P	P				70.4	P	P	
Province	69.7						69.7			
Percent of Passes										
School										
District	89.9	P	P				89.9	P	P	
Province	89.3						89.3			

Average Scores

Percent Passes



* Data from the High School Certification System. The results from supplementary courses are not reflected in these results. All students obtaining a score of 48 or 49 on the final mark, were adjusted to 50 and are reflected in the Final Mark column.

District 4 - Eastern

#286 - Fatima Academy, St. Bride's

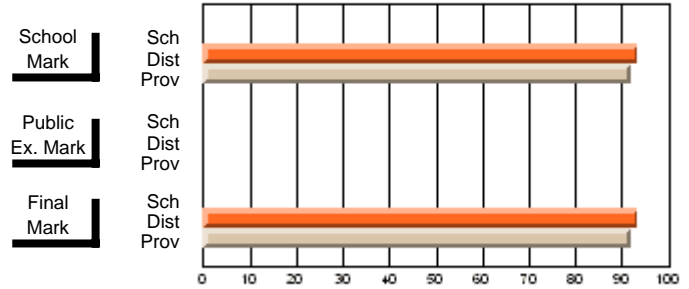
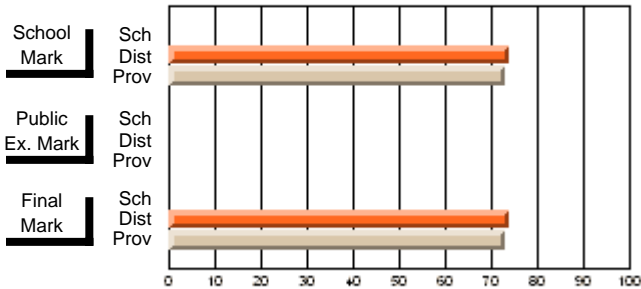
Grades: K-12

Subject: Religious Education

Course: WORLD RELIGION 3106				School data has 5 or fewer students. Data withheld for reasons of confidentiality.						
# students in course: 1		School Mark			Public Exam Mark			Final Mark		
		School vs District	School vs Province		School vs District	School vs Province		School vs District	School vs Province	
Average Score										
School										
District	73.7	P	P				73.7	P	P	
Province	73.0						73.0			
Percent of Passes										
School										
District	93.4	P	P				93.4	P	P	
Province	91.8						91.8			

Average Scores

Percent Passes



* Data from the High School Certification System. The results from supplementary courses are not reflected in these results. All students obtaining a score of 48 or 49 on the final mark, were adjusted to 50 and are reflected in the Final Mark column.

District 4 - Eastern

#286 - Fatima Academy, St. Bride's

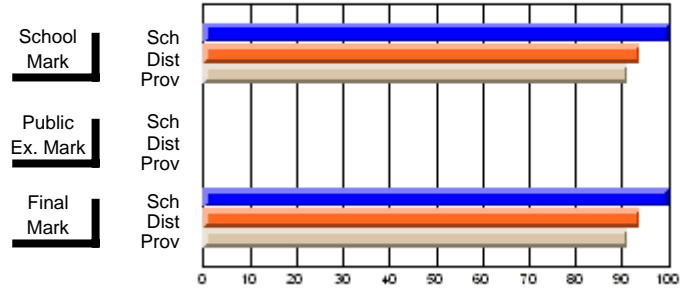
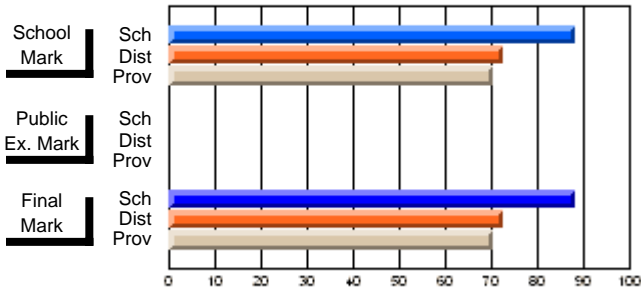
Grades: K-12

Subject: Social Studies

Course: CANADIAN HISTORY 1201											
# students in course: 10											
	School Mark	School vs District	School vs Province		Public Exam Mark	School vs District	School vs Province		Final Mark	School vs District	School vs Province
Average Score											
School	88.1								88.1		
District	72.6	P	P						72.6	P	P
Province	70.5								70.5		
Percent of Passes											
School	100.0								100.0		
District	93.8	P	P						93.8	P	P
Province	91.3								91.3		

Average Scores

Percent Passes



* Data from the High School Certification System. The results from supplementary courses are not reflected in these results. All students obtaining a score of 48 or 49 on the final mark, were adjusted to 50 and are reflected in the Final Mark column.

District 4 - Eastern

#286 - Fatima Academy, St. Bride's

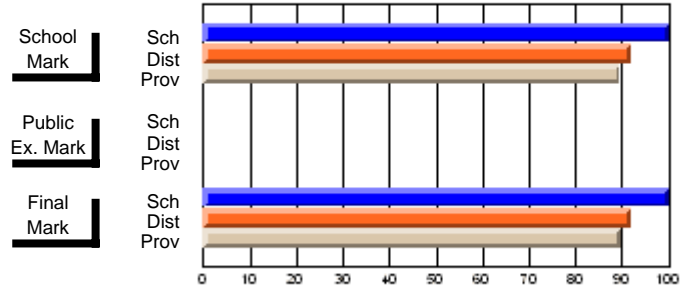
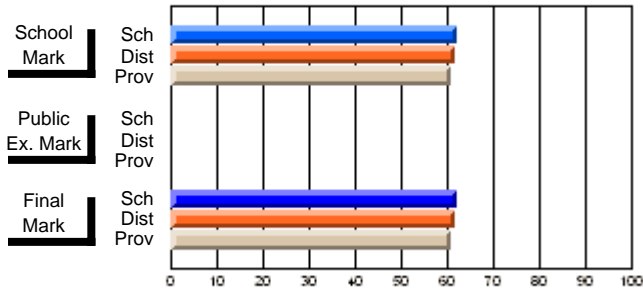
Grades: K-12

Subject: Social Studies

Course: WORLD GEOGRAPHY 3200									
# students in course: 7	School Mark	School vs District	School vs Province	Public Exam Mark	School vs District	School vs Province	Final Mark	School vs District	School vs Province
Average Score									
School	62.1						62.1		
District	61.7	P	P				61.7	P	P
Province	60.9						60.9		
Percent of Passes									
School	100.0						100.0		
District	91.8	P	P				91.9	P	P
Province	89.5						89.7		

Average Scores

Percent Passes



* Data from the High School Certification System. The results from supplementary courses are not reflected in these results. All students obtaining a score of 48 or 49 on the final mark, were adjusted to 50 and are reflected in the Final Mark column.

District 4 - Eastern

#286 - Fatima Academy, St. Bride's

Grades: K-12

Subject: Social Studies

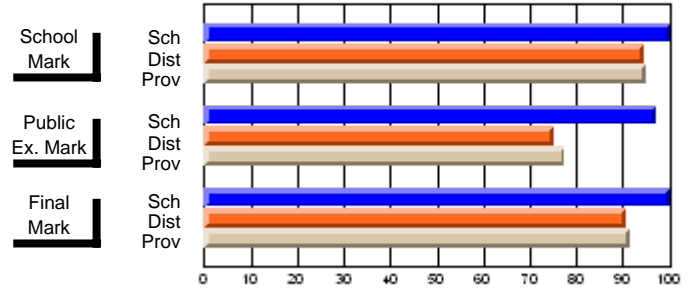
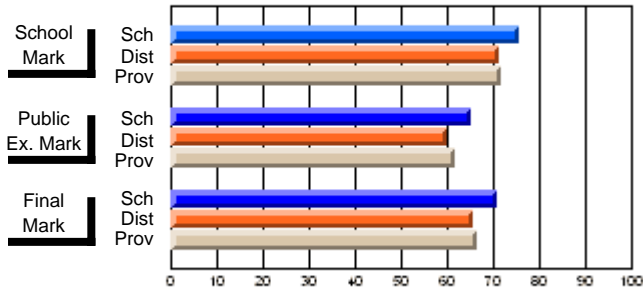
Course: WORLD GEOGRAPHY 3202

students in course: 35

	School Mark	School vs District	School vs Province	Public Exam Mark	School vs District	School vs Province	Final Mark	School vs District	School vs Province
Average Score	75.5			65.3			70.7		
School	75.5			65.3			70.7		
District	71.2	P	P	60.1	P	P	65.5	P	P
Province	71.7			61.6			66.5		
Percent of Passes	100.0			97.1			100.0		
School	100.0			97.1			100.0		
District	94.4	P	P	75.0	P	P	90.5	P	P
Province	95.0			77.5			91.6		

Average Scores

Percent Passes



* Data from the High School Certification System. The results from supplementary courses are not reflected in these results. All students obtaining a score of 48 or 49 on the final mark, were adjusted to 50 and are reflected in the Final Mark column.

District 4 - Eastern

#286 - Fatima Academy, St. Bride's

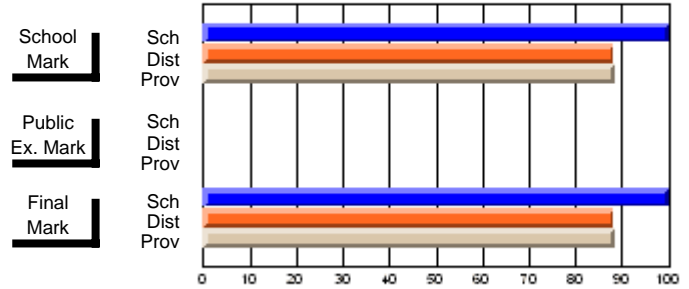
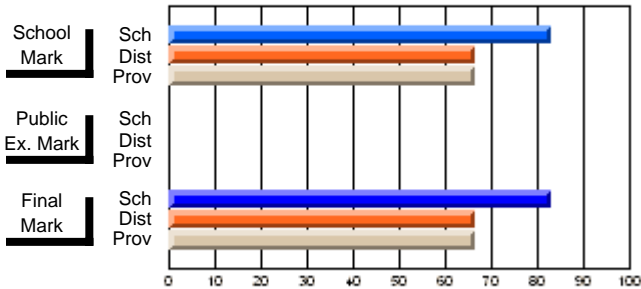
Grades: K-12

Subject: Science

Course: SCIENCE 1206									
# students in course: 10									
	School Mark	School vs District	School vs Province	Public Exam Mark	School vs District	School vs Province	Final Mark	School vs District	School vs Province
Average Score									
School	83.1						83.1		
District	66.4	P	P				66.4	P	P
Province	66.4						66.4		
Percent of Passes									
School	100.0						100.0		
District	88.2	P	P				88.2	P	P
Province	88.5						88.5		

Average Scores

Percent Passes



* Data from the High School Certification System. The results from supplementary courses are not reflected in these results. All students obtaining a score of 48 or 49 on the final mark, were adjusted to 50 and are reflected in the Final Mark column.

District 4 - Eastern

#286 - Fatima Academy, St. Bride's

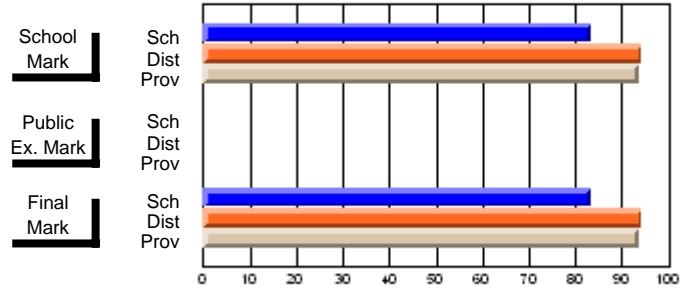
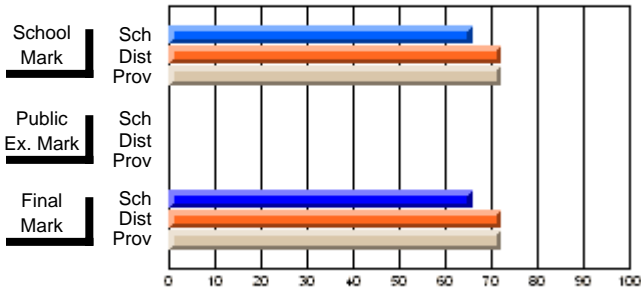
Grades: K-12

Subject: Science

Course: CHEMISTRY 2202											
# students in course: 6											
		School Mark	School vs District	School vs Province	Public Exam Mark		School vs District	School vs Province	Final Mark	School vs District	School vs Province
Average Score		65.8							65.8		
School		72.3	q	q					72.3	q	q
District		72.3							72.3		
Province											
Percent of Passes		83.3							83.3		
School		94.3	q	q					94.3	q	q
District		93.6							93.7		
Province											

Average Scores

Percent Passes



* Data from the High School Certification System. The results from supplementary courses are not reflected in these results. All students obtaining a score of 48 or 49 on the final mark, were adjusted to 50 and are reflected in the Final Mark column.

District 4 - Eastern

#286 - Fatima Academy, St. Bride's

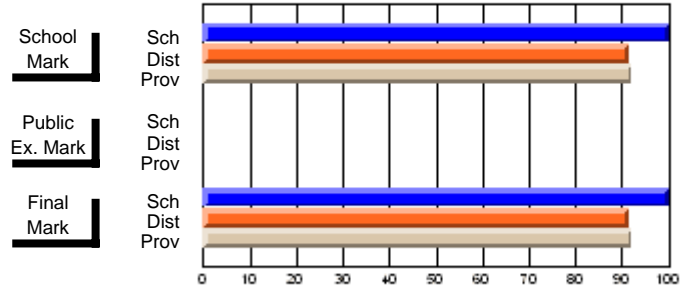
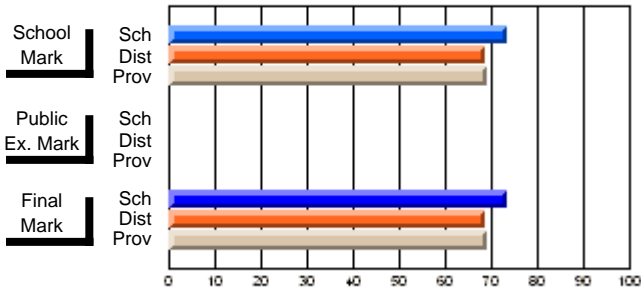
Grades: K-12

Subject: Science

Course: PHYSICS 2204											
# students in course: 17											
	School Mark	School vs District	School vs Province		Public Exam Mark	School vs District	School vs Province		Final Mark	School vs District	School vs Province
Average Score											
School	73.4								73.4		
District	68.7	P	P						68.7	P	P
Province	69.1								69.1		
Percent of Passes											
School	100.0								100.0		
District	91.4	P	P						91.4	P	P
Province	92.1								92.1		

Average Scores

Percent Passes



* Data from the High School Certification System. The results from supplementary courses are not reflected in these results. All students obtaining a score of 48 or 49 on the final mark, were adjusted to 50 and are reflected in the Final Mark column.

District 4 - Eastern

#286 - Fatima Academy, St. Bride's

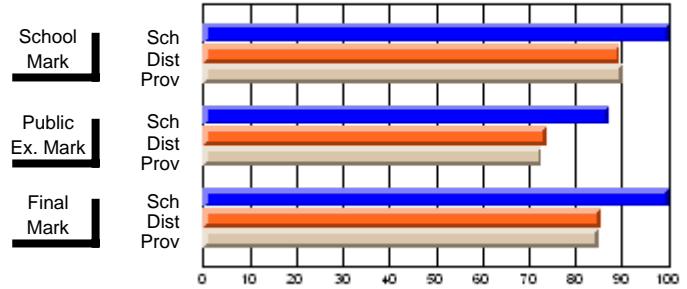
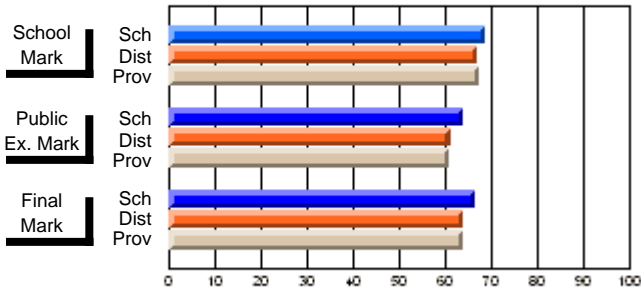
Grades: K-12

Subject: Science

Course: BIOLOGY 3201									
# students in course: 31									
	School Mark	School vs District	School vs Province	Public Exam Mark	School vs District	School vs Province	Final Mark	School vs District	School vs Province
Average Score									
School	68.5			63.9			66.7		
District	66.9	P	P	61.0	P	P	63.9	P	P
Province	67.4			60.8			63.9		
Percent of Passes									
School	100.0			87.1			100.0		
District	89.5	P	P	73.8	P	P	85.3	P	P
Province	90.3			72.8			85.0		

Average Scores

Percent Passes



* Data from the High School Certification System. The results from supplementary courses are not reflected in these results. All students obtaining a score of 48 or 49 on the final mark, were adjusted to 50 and are reflected in the Final Mark column.

District 4 - Eastern

#286 - Fatima Academy, St. Bride's

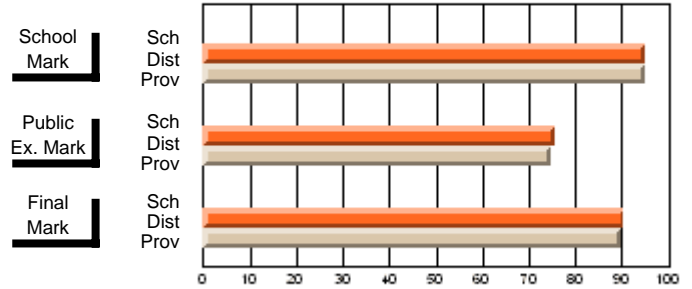
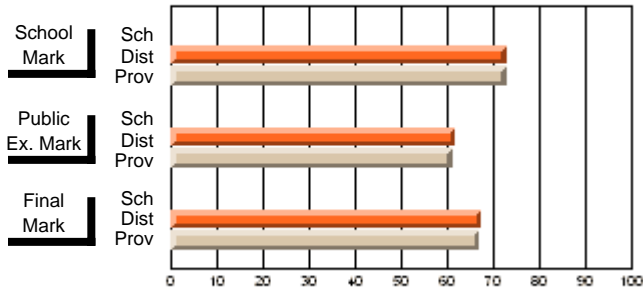
Grades: K-12

Subject: Science

Course: CHEMISTRY 3202				School data has 5 or fewer students. Data withheld for reasons of confidentiality.								
# students in course: 3				School Mark			Public Exam Mark			Final Mark		
					School vs District	School vs Province		School vs District	School vs Province		School vs District	School vs Province
Average Score												
School												
District				72.8	P	P	61.6	P	P	67.5	P	P
Province				72.8			61.1			67.1		
Percent of Passes												
School												
District				95.0	P	P	75.7	P	P	90.4	P	P
Province				95.0			74.6			89.8		

Average Scores

Percent Passes



* Data from the High School Certification System. The results from supplementary courses are not reflected in these results. All students obtaining a score of 48 or 49 on the final mark, were adjusted to 50 and are reflected in the Final Mark column.

District 4 - Eastern

#286 - Fatima Academy, St. Bride's

Grades: K-12

Subject: Science

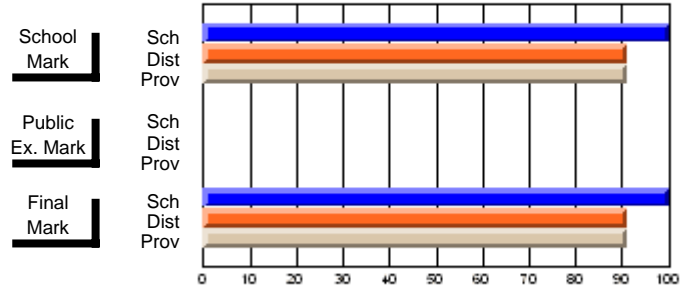
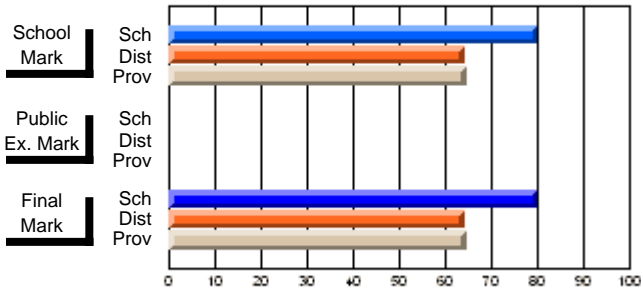
Course: ENVIRONMENTAL SCIENCE 3205

students in course: 13

	School Mark	School vs District	School vs Province	Public Exam Mark	School vs District	School vs Province	Final Mark	School vs District	School vs Province
Average Score									
School	80.0						80.0		
District	64.1	P	P				64.1	P	P
Province	64.5						64.5		
Percent of Passes									
School	100.0						100.0		
District	91.2	P	P				91.2	P	P
Province	90.9						90.9		

Average Scores

Percent Passes



* Data from the High School Certification System. The results from supplementary courses are not reflected in these results. All students obtaining a score of 48 or 49 on the final mark, were adjusted to 50 and are reflected in the Final Mark column.

District 4 - Eastern

#286 - Fatima Academy, St. Bride's

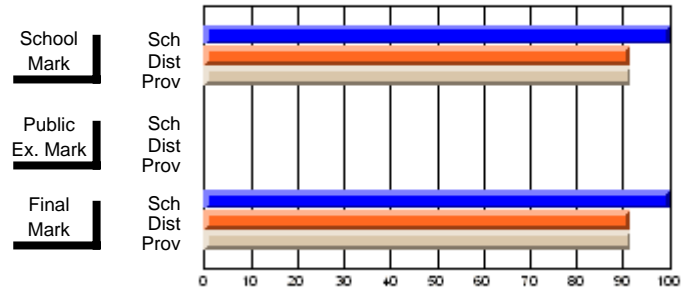
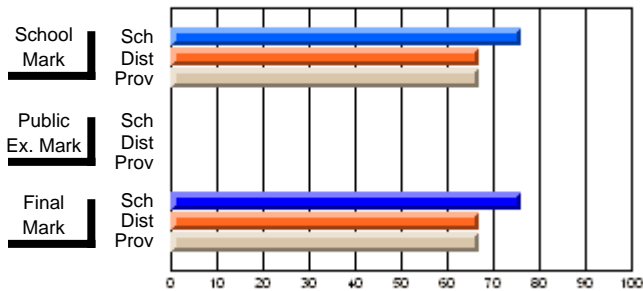
Grades: K-12

Subject: English Language

Course: ENGLISH 1201											
# students in course: 10											
	School Mark	School vs District	School vs Province		Public Exam Mark	School vs District	School vs Province		Final Mark	School vs District	School vs Province
Average Score	76.2								76.2		
School	67.0	P	P						67.0	P	P
District	67.1								67.1		
Province											
Percent of Passes	100.0								100.0		
School	91.4	P	P						91.4	P	P
District	91.7								91.7		
Province											

Average Scores

Percent Passes



* Data from the High School Certification System. The results from supplementary courses are not reflected in these results. All students obtaining a score of 48 or 49 on the final mark, were adjusted to 50 and are reflected in the Final Mark column.

District 4 - Eastern

#286 - Fatima Academy, St. Bride's

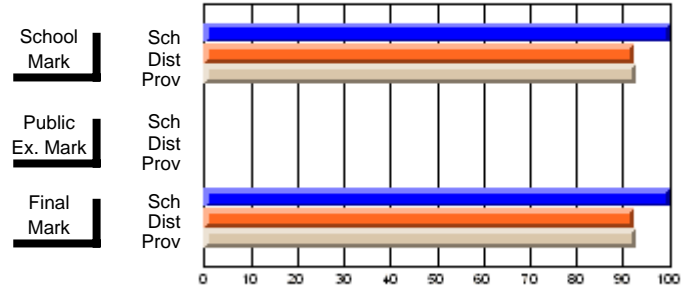
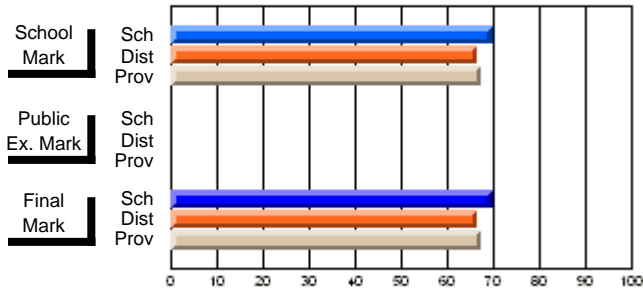
Grades: K-12

Subject: English Language

Course: ENGLISH 2201											
# students in course: 17											
	School Mark	School vs District	School vs Province		Public Exam Mark	School vs District	School vs Province		Final Mark	School vs District	School vs Province
Average Score											
School	69.8								69.8		
District	66.5	P	P						66.5	P	P
Province	67.2								67.2		
Percent of Passes											
School	100.0								100.0		
District	92.2	P	P						92.2	P	P
Province	92.9								92.9		

Average Scores

Percent Passes



* Data from the High School Certification System. The results from supplementary courses are not reflected in these results. All students obtaining a score of 48 or 49 on the final mark, were adjusted to 50 and are reflected in the Final Mark column.

District 4 - Eastern

#286 - Fatima Academy, St. Bride's

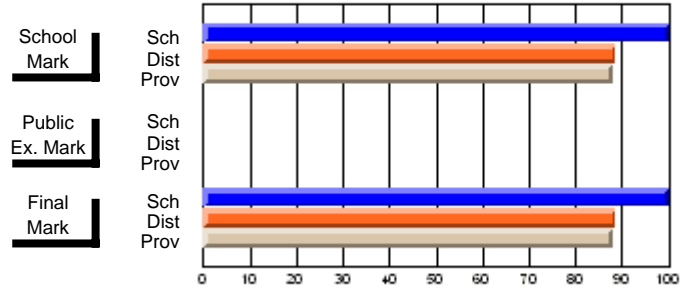
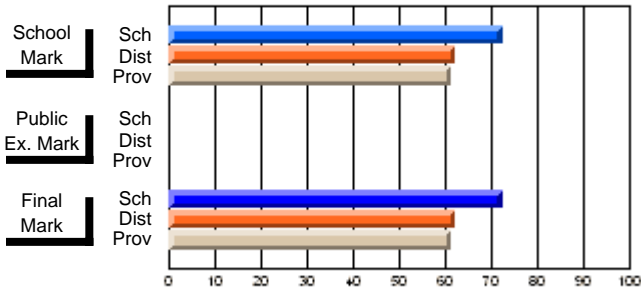
Grades: K-12

Subject: English Language

Course: ENGLISH 2202									
# students in course: 6									
	School Mark	School vs District	School vs Province	Public Exam Mark	School vs District	School vs Province	Final Mark	School vs District	School vs Province
Average Score									
School	72.3						72.3		
District	62.1	P	P				62.1	P	P
Province	61.2						61.2		
Percent of Passes									
School	100.0						100.0		
District	88.7	P	P				88.7	P	P
Province	87.9						87.9		

Average Scores

Percent Passes



* Data from the High School Certification System. The results from supplementary courses are not reflected in these results. All students obtaining a score of 48 or 49 on the final mark, were adjusted to 50 and are reflected in the Final Mark column.

District 4 - Eastern

#286 - Fatima Academy, St. Bride's

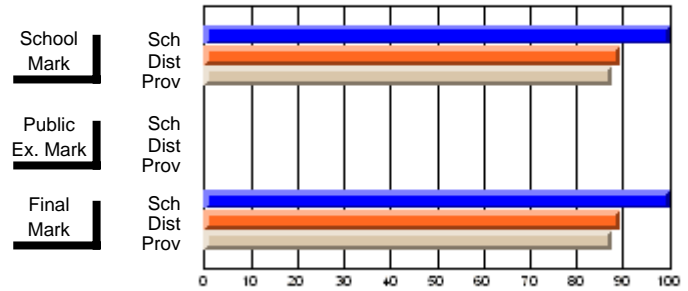
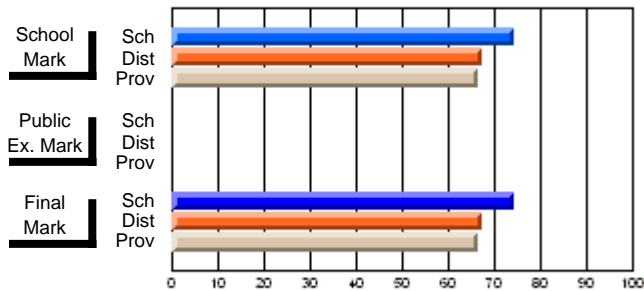
Grades: K-12

Subject: English Language

Course: WRITING 2203											
# students in course: 23											
	School Mark	School vs District	School vs Province		Public Exam Mark	School vs District	School vs Province		Final Mark	School vs District	School vs Province
Average Score											
School	74.4								74.4		
District	67.2	P	P						67.2	P	P
Province	66.5								66.5		
Percent of Passes											
School	100.0								100.0		
District	89.3	P	P						89.3	P	P
Province	87.7								87.7		

Average Scores

Percent Passes



* Data from the High School Certification System. The results from supplementary courses are not reflected in these results. All students obtaining a score of 48 or 49 on the final mark, were adjusted to 50 and are reflected in the Final Mark column.

District 4 - Eastern

#286 - Fatima Academy, St. Bride's

Grades: K-12

Subject: English Language

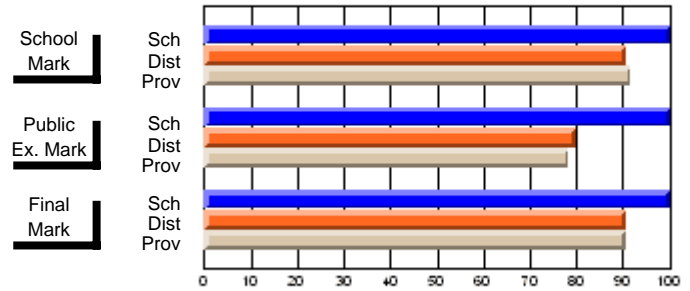
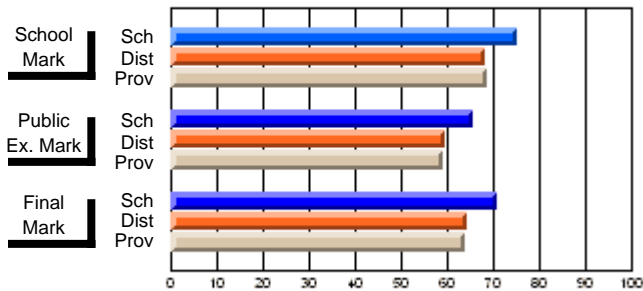
Course: ENGLISH LANGUAGE ARTS 3201

students in course: 18

	School Mark	School vs District	School vs Province	Public Exam Mark	School vs District	School vs Province	Final Mark	School vs District	School vs Province
Average Score									
School	75.3			65.7			70.7		
District	68.3	P	P	59.7	P	P	64.2	P	P
Province	68.6			58.9			63.7		
Percent of Passes									
School	100.0			100.0			100.0		
District	90.7	P	P	79.8	P	P	90.5	P	P
Province	91.7			78.3			90.7		

Average Scores

Percent Passes



* Data from the High School Certification System. The results from supplementary courses are not reflected in these results. All students obtaining a score of 48 or 49 on the final mark, were adjusted to 50 and are reflected in the Final Mark column.

District 4 - Eastern

#287 - Dunne Memorial Academy, St. Mary's

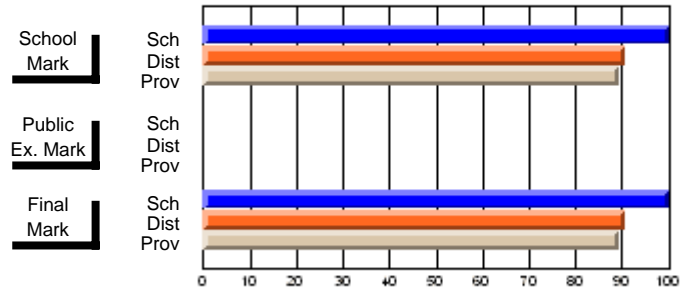
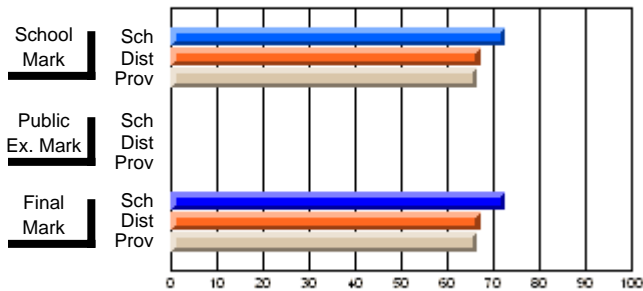
Grades: K-12

Subject: Enterprise Education

Course: CONSUMER STUDIES 1202									
# students in course: 7									
	School Mark	School vs District	School vs Province	Public Exam Mark	School vs District	School vs Province	Final Mark	School vs District	School vs Province
Average Score									
School	72.7						72.7		
District	67.1	P	P				67.1	P	P
Province	66.6						66.6		
Percent of Passes									
School	100.0						100.0		
District	90.5	P	P				90.5	P	P
Province	89.2						89.2		

Average Scores

Percent Passes



* Data from the High School Certification System. The results from supplementary courses are not reflected in these results. All students obtaining a score of 48 or 49 on the final mark, were adjusted to 50 and are reflected in the Final Mark column.

District 4 - Eastern

#287 - Dunne Memorial Academy, St. Mary's

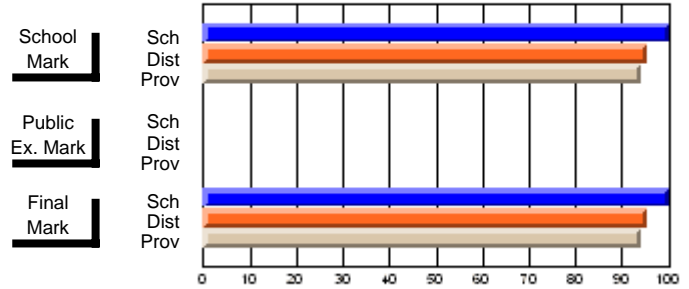
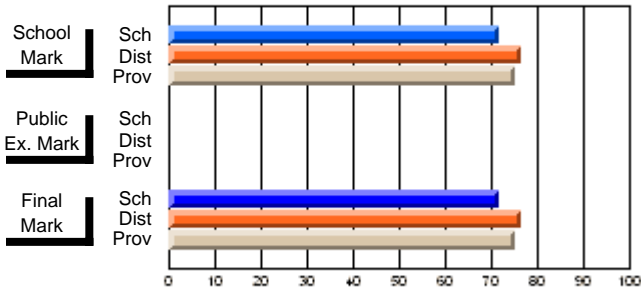
Grades: K-12

Subject: Enterprise Education

Course: ENTERPRISE 3205														
# students in course: 23														
		School Mark	School vs District	School vs Province			Public Exam Mark	School vs District	School vs Province			Final Mark	School vs District	School vs Province
Average Score														
School		71.7										71.7		
District		76.3	q	q								76.3	q	q
Province		75.3										75.3		
Percent of Passes														
School		100.0										100.0		
District		95.2	p	p								95.2	p	p
Province		94.2										94.2		

Average Scores

Percent Passes



* Data from the High School Certification System. The results from supplementary courses are not reflected in these results. All students obtaining a score of 48 or 49 on the final mark, were adjusted to 50 and are reflected in the Final Mark column.

District 4 - Eastern

#287 - Dunne Memorial Academy, St. Mary's

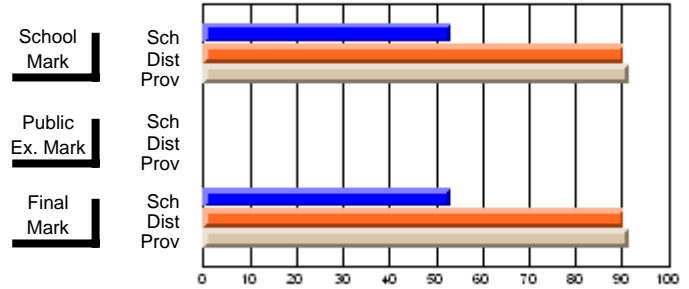
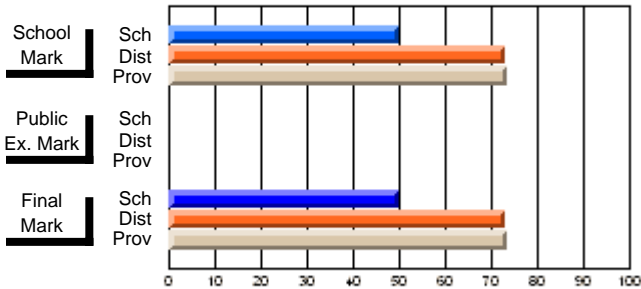
Grades: K-12

Subject: Family Studies

Course: NUTRITION 3100											
# students in course: 15											
		School Mark	School vs District	School vs Province	Public Exam Mark		School vs District	School vs Province	Final Mark	School vs District	School vs Province
Average Score		50.0							50.0		
School		72.9	q	q					72.9	q	q
District		73.3							73.3		
Province											
Percent of Passes		53.3							53.3		
School		90.4	q	q					90.4	q	q
District		91.4							91.4		
Province											

Average Scores

Percent Passes



* Data from the High School Certification System. The results from supplementary courses are not reflected in these results. All students obtaining a score of 48 or 49 on the final mark, were adjusted to 50 and are reflected in the Final Mark column.

District 4 - Eastern

#287 - Dunne Memorial Academy, St. Mary's

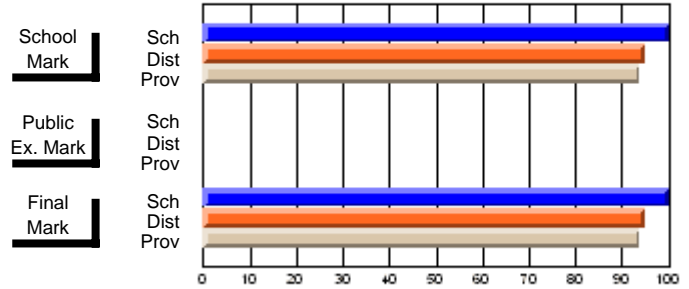
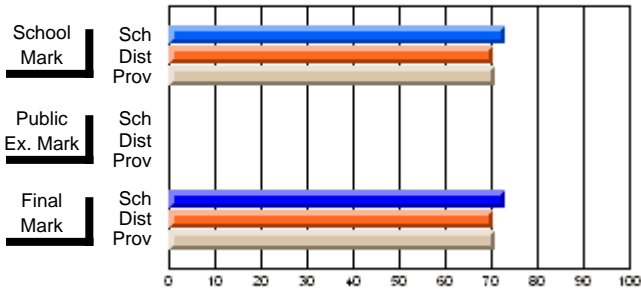
Grades: K-12

Subject: French

Course: FRENCH 2200									
# students in course: 12									
	School Mark	School vs District	School vs Province	Public Exam Mark	School vs District	School vs Province	Final Mark	School vs District	School vs Province
Average Score									
School	72.8						72.8		
District	70.5	P	P				70.5	P	P
Province	70.7						70.7		
Percent of Passes									
School	100.0						100.0		
District	95.0	P	P				95.0	P	P
Province	93.9						93.9		

Average Scores

Percent Passes



* Data from the High School Certification System. The results from supplementary courses are not reflected in these results. All students obtaining a score of 48 or 49 on the final mark, were adjusted to 50 and are reflected in the Final Mark column.

District 4 - Eastern

#287 - Dunne Memorial Academy, St. Mary's

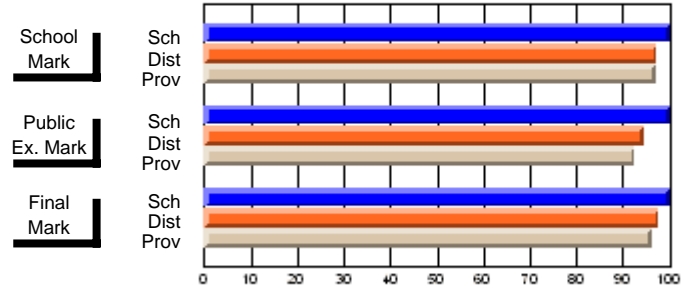
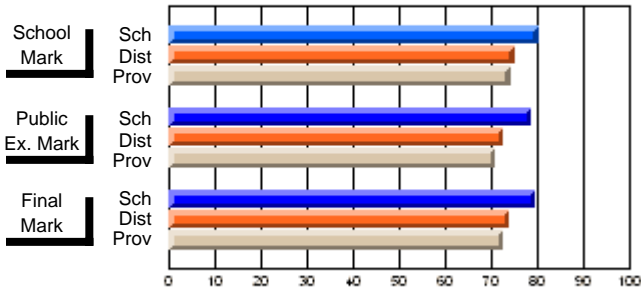
Grades: K-12

Subject: French

Course: FRENCH 3200											
# students in course: 7											
	School Mark	School vs District	School vs Province		Public Exam Mark	School vs District	School vs Province		Final Mark	School vs District	School vs Province
Average Score											
School	80.1				78.6				79.6		
District	74.9	P	P		72.4	P	P		73.8	P	P
Province	74.1				70.8				72.4		
Percent of Passes											
School	100.0				100.0				100.0		
District	97.3	P	P		94.5	P	P		97.7	P	P
Province	97.2				92.6				96.2		

Average Scores

Percent Passes



* Data from the High School Certification System. The results from supplementary courses are not reflected in these results. All students obtaining a score of 48 or 49 on the final mark, were adjusted to 50 and are reflected in the Final Mark column.

District 4 - Eastern

#287 - Dunne Memorial Academy, St. Mary's

Grades: K-12

Subject: Health

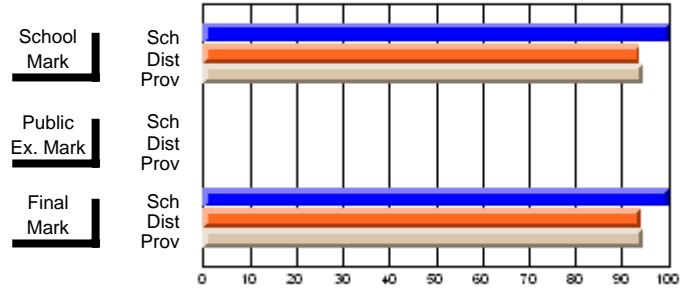
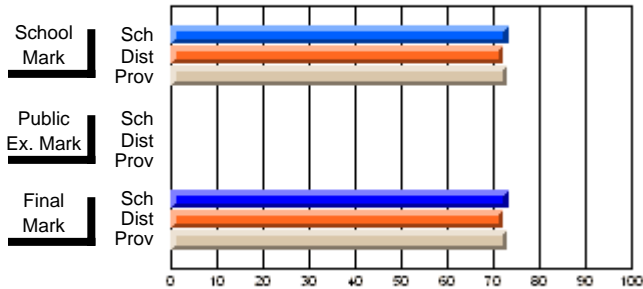
Course: WORK PLACE SAFETY 3220

students in course: 15

	School Mark	School vs District	School vs Province	Public Exam Mark	School vs District	School vs Province	Final Mark	School vs District	School vs Province
Average Score									
School	73.2						73.2		
District	72.2	P	P				72.2	P	P
Province	73.0						73.0		
Percent of Passes									
School	100.0						100.0		
District	93.8	P	P				94.0	P	P
Province	94.6						94.6		

Average Scores

Percent Passes



* Data from the High School Certification System. The results from supplementary courses are not reflected in these results. All students obtaining a score of 48 or 49 on the final mark, were adjusted to 50 and are reflected in the Final Mark column.

District 4 - Eastern

#287 - Dunne Memorial Academy, St. Mary's

Grades: K-12

Subject: Technology Education

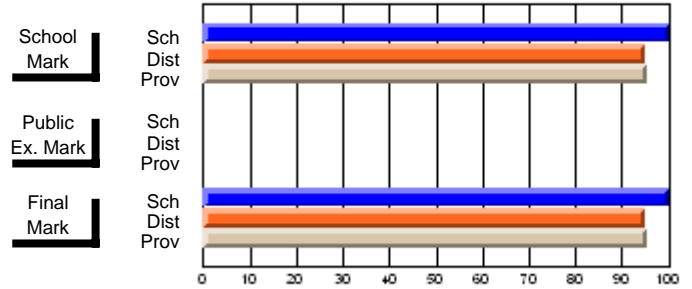
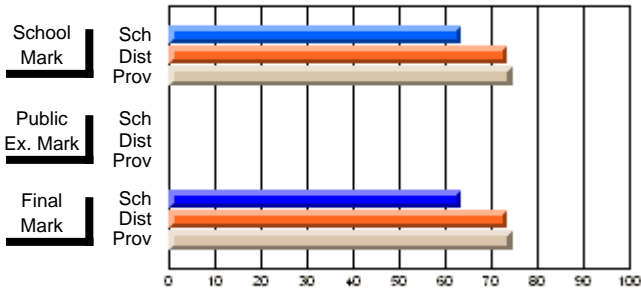
Course: DESIGN TECHNOLOGY 1109

students in course: 12

	School Mark	School vs District	School vs Province	Public Exam Mark	School vs District	School vs Province	Final Mark	School vs District	School vs Province
Average Score	63.4						63.4		
School	63.4						63.4		
District	73.4	q	q				73.4	q	q
Province	74.5						74.5		
Percent of Passes	100.0						100.0		
School	100.0						100.0		
District	95.0	p	p				95.0	p	p
Province	95.3						95.3		

Average Scores

Percent Passes



* Data from the High School Certification System. The results from supplementary courses are not reflected in these results. All students obtaining a score of 48 or 49 on the final mark, were adjusted to 50 and are reflected in the Final Mark column.

District 4 - Eastern

#287 - Dunne Memorial Academy, St. Mary's

Grades: K-12

Subject: Technology Education

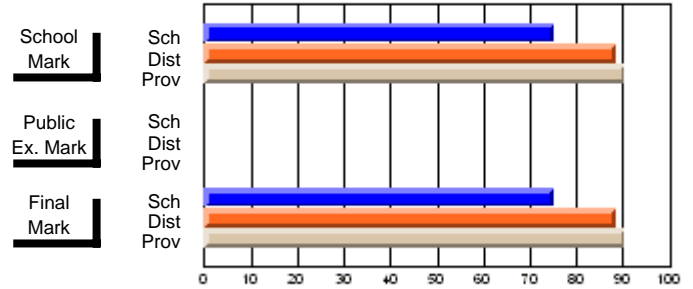
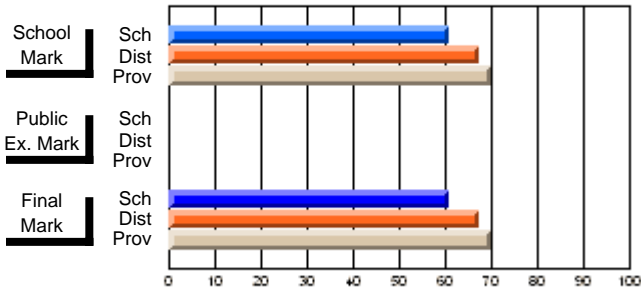
Course: DESIGN TECHNOLOGY 2109

students in course: 12

	School Mark	School vs District	School vs Province	Public Exam Mark	School vs District	School vs Province	Final Mark	School vs District	School vs Province
Average Score									
School	60.8						60.8		
District	67.4	q	q				67.4	q	q
Province	70.1						70.1		
Percent of Passes									
School	75.0						75.0		
District	88.6	q	q				88.6	q	q
Province	90.4						90.4		

Average Scores

Percent Passes



* Data from the High School Certification System. The results from supplementary courses are not reflected in these results. All students obtaining a score of 48 or 49 on the final mark, were adjusted to 50 and are reflected in the Final Mark column.

District 4 - Eastern

#287 - Dunne Memorial Academy, St. Mary's

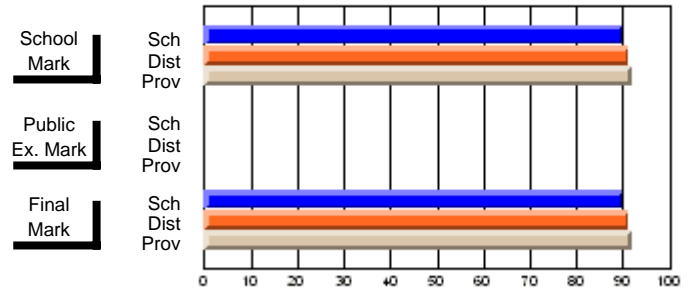
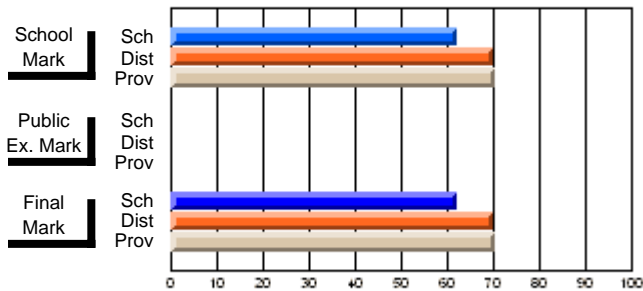
Grades: K-12

Subject: Technology Education

Course: COMPUTER TECHNOLOGY 3200									
# students in course: 10	School Mark	School vs District	School vs Province	Public Exam Mark	School vs District	School vs Province	Final Mark	School vs District	School vs Province
Average Score									
School	62.1						62.1		
District	69.9	q	q				69.9	q	q
Province	70.4						70.4		
Percent of Passes									
School	90.0						90.0		
District	91.3	q	q				91.3	q	q
Province	91.8						91.8		

Average Scores

Percent Passes



* Data from the High School Certification System. The results from supplementary courses are not reflected in these results. All students obtaining a score of 48 or 49 on the final mark, were adjusted to 50 and are reflected in the Final Mark column.

District 4 - Eastern

#287 - Dunne Memorial Academy, St. Mary's

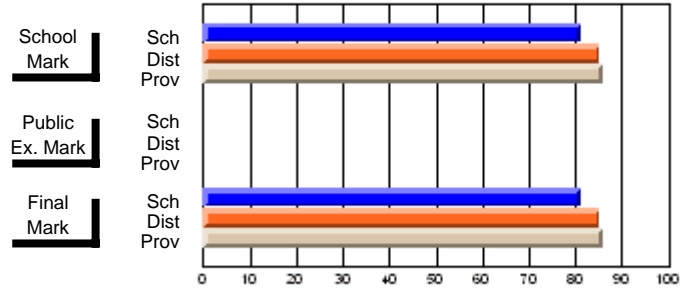
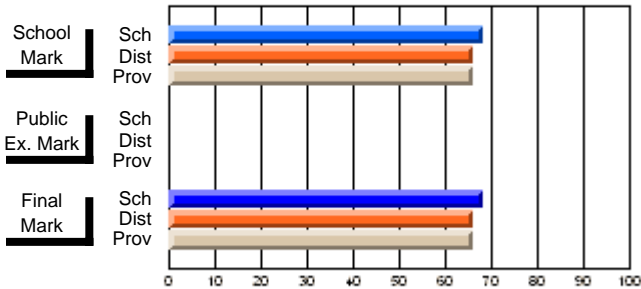
Grades: K-12

Subject: Mathematics

Course: MATHEMATICS 1204									
# students in course: 16									
	School Mark	School vs District	School vs Province	Public Exam Mark	School vs District	School vs Province	Final Mark	School vs District	School vs Province
Average Score									
School	68.1						68.1		
District	66.1	P	P				66.1	P	P
Province	66.1						66.1		
Percent of Passes									
School	81.3						81.3		
District	85.2	q	q				85.2	q	q
Province	85.8						85.8		

Average Scores

Percent Passes



* Data from the High School Certification System. The results from supplementary courses are not reflected in these results. All students obtaining a score of 48 or 49 on the final mark, were adjusted to 50 and are reflected in the Final Mark column.

District 4 - Eastern

#287 - Dunne Memorial Academy, St. Mary's

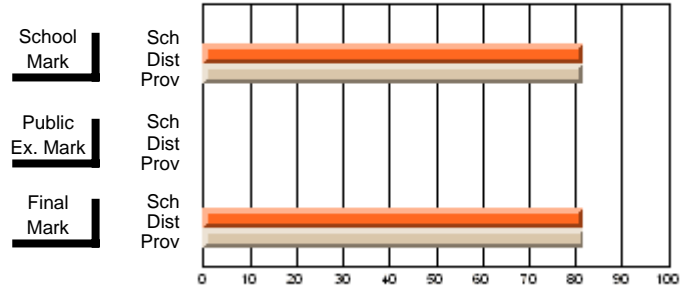
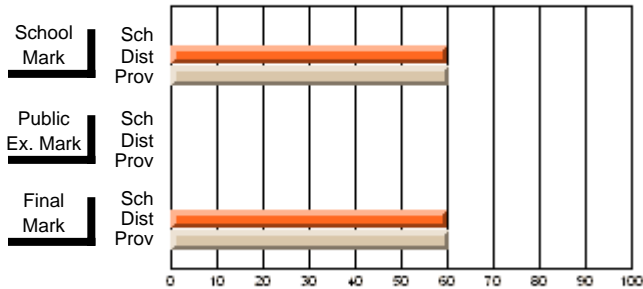
Grades: K-12

Subject: Mathematics

Course: MATHEMATICS 1206				School data has 5 or fewer students. Data withheld for reasons of confidentiality.										
# students in course: 4														
		School Mark	School vs District	School vs Province			Public Exam Mark	School vs District	School vs Province			Final Mark	School vs District	School vs Province
Average Score														
School														
District		60.1	P	P								60.1	P	P
Province		60.3										60.3		
Percent of Passes														
School														
District		81.5	P	P								81.6	P	P
Province		81.7										81.8		

Average Scores

Percent Passes



* Data from the High School Certification System. The results from supplementary courses are not reflected in these results. All students obtaining a score of 48 or 49 on the final mark, were adjusted to 50 and are reflected in the Final Mark column.

District 4 - Eastern

#287 - Dunne Memorial Academy, St. Mary's

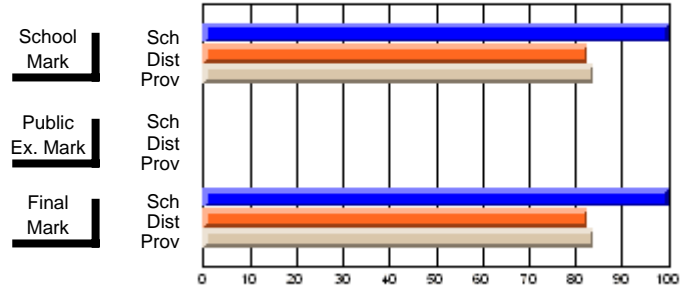
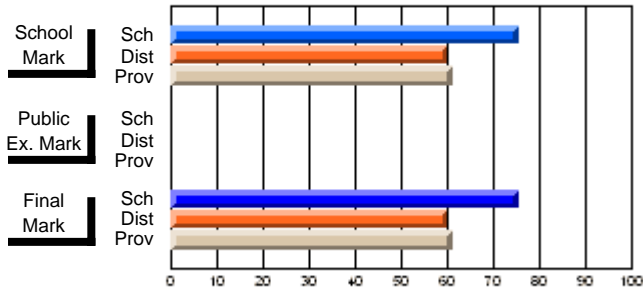
Grades: K-12

Subject: Mathematics

Course: MATHEMATICS 2204									
# students in course: 13									
	School Mark	School vs District	School vs Province	Public Exam Mark	School vs District	School vs Province	Final Mark	School vs District	School vs Province
Average Score	75.4						75.4		
School	60.1	P	P				60.1	P	P
District	61.0						61.0		
Province									
Percent of Passes	100.0						100.0		
School	82.6	P	P				82.6	P	P
District	83.9						84.0		
Province									

Average Scores

Percent Passes



* Data from the High School Certification System. The results from supplementary courses are not reflected in these results. All students obtaining a score of 48 or 49 on the final mark, were adjusted to 50 and are reflected in the Final Mark column.

District 4 - Eastern

#287 - Dunne Memorial Academy, St. Mary's

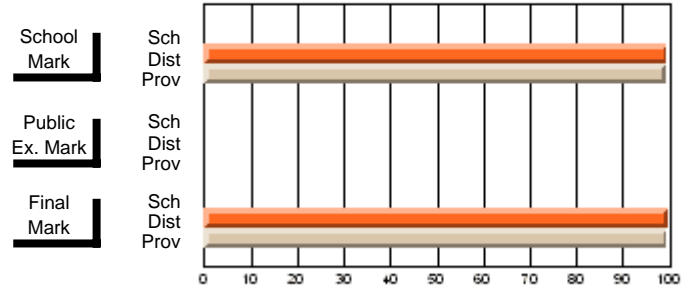
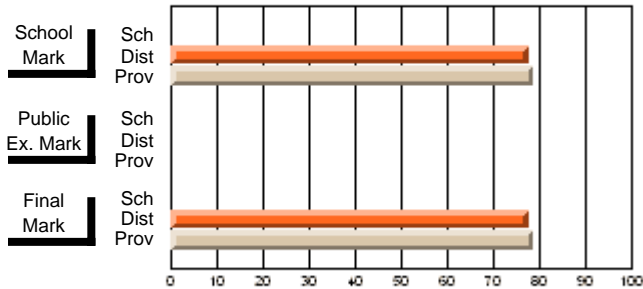
Grades: K-12

Subject: Mathematics

Course: MATHEMATICS 2205				School data has 5 or fewer students. Data withheld for reasons of confidentiality.					
# students in course: 5									
	School Mark	School vs District	School vs Province	Public Exam Mark	School vs District	School vs Province	Final Mark	School vs District	School vs Province
Average Score									
School									
District	77.5	q	q				77.5	q	q
Province	78.6						78.6		
Percent of Passes									
School									
District	99.4	p	p				99.5	p	p
Province	99.3						99.4		

Average Scores

Percent Passes



* Data from the High School Certification System. The results from supplementary courses are not reflected in these results. All students obtaining a score of 48 or 49 on the final mark, were adjusted to 50 and are reflected in the Final Mark column.

District 4 - Eastern

#287 - Dunne Memorial Academy, St. Mary's

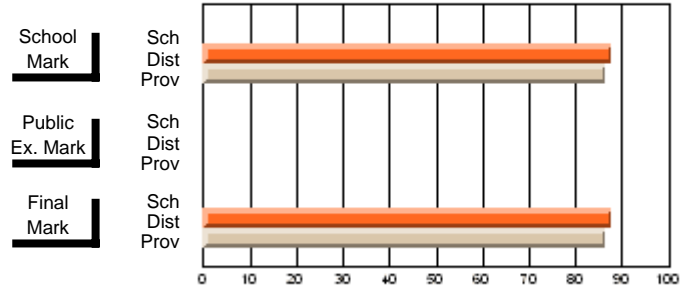
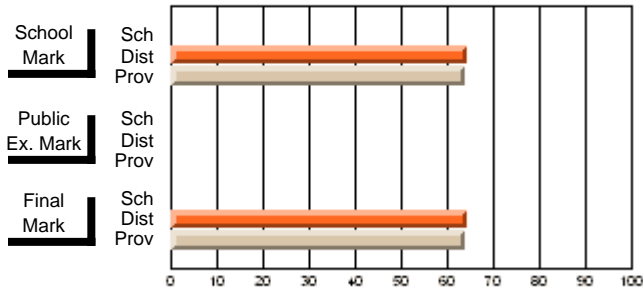
Grades: K-12

Subject: Mathematics

Course: MATHEMATICS 2206				School data has 5 or fewer students. Data withheld for reasons of confidentiality.								
# students in course: 5												
				School Mark	School vs District	School vs Province	Public Exam Mark	School vs District	School vs Province	Final Mark	School vs District	School vs Province
<u>Average Score</u>												
School												
District				64.5	P	P				64.5	P	P
Province				63.8						63.8		
<u>Percent of Passes</u>												
School												
District				87.8	P	P				87.8	P	P
Province				86.5						86.5		

Average Scores

Percent Passes



* Data from the High School Certification System. The results from supplementary courses are not reflected in these results. All students obtaining a score of 48 or 49 on the final mark, were adjusted to 50 and are reflected in the Final Mark column.

District 4 - Eastern

#287 - Dunne Memorial Academy, St. Mary's

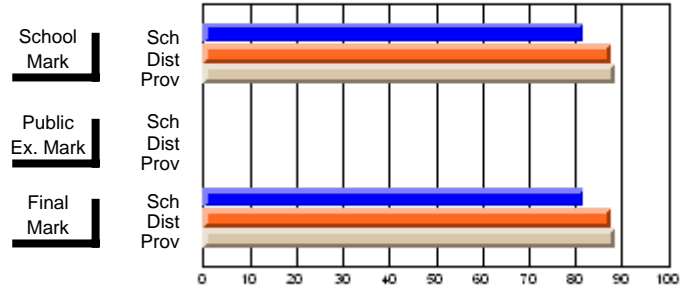
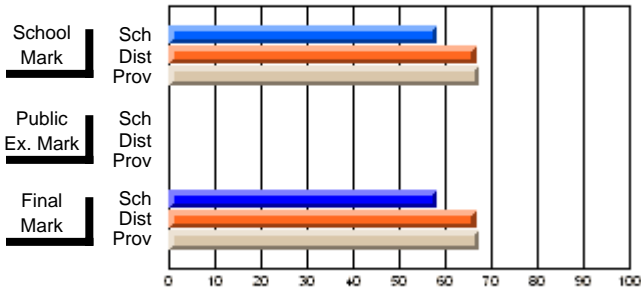
Grades: K-12

Subject: Mathematics

Course: MATHEMATICS 3103															
# students in course: 11															
		School Mark	School vs District	School vs Province			Public Exam Mark	School vs District	School vs Province			Final Mark	School vs District	School vs Province	
Average Score		School	58.4									School	58.4		
		District	66.7	q	q							District	66.7	q	q
		Province	67.4									Province	67.4		
Percent of Passes		School	81.8									School	81.8		
		District	87.6	q	q							District	87.6	q	q
		Province	88.4									Province	88.4		

Average Scores

Percent Passes



* Data from the High School Certification System. The results from supplementary courses are not reflected in these results. All students obtaining a score of 48 or 49 on the final mark, were adjusted to 50 and are reflected in the Final Mark column.

District 4 - Eastern

#287 - Dunne Memorial Academy, St. Mary's

Grades: K-12

Subject: Mathematics

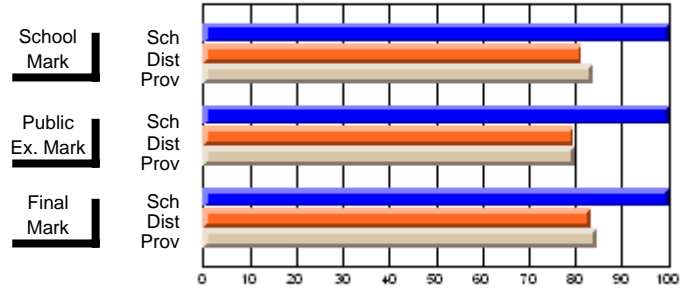
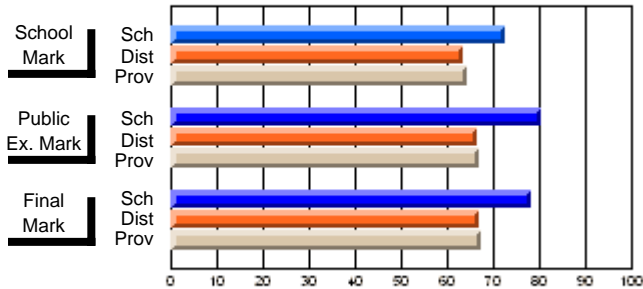
Course: MATHEMATICS 3204			
# students in course: 11			
	School Mark	School vs District	School vs Province
Average Score			
School	72.6		
District	63.5	P	P
Province	64.3		
Percent of Passes			
School	100.0		
District	81.4	P	P
Province	83.7		

	Public Exam Mark	School vs District	School vs Province
Public Exam Mark			
School	80.4		
District	66.7	P	P
Province	66.8		
Percent of Passes			
School	100.0		
District	79.6	P	P
Province	80.0		

	Final Mark	School vs District	School vs Province
Final Mark			
School	78.4		
District	66.9	P	P
Province	67.3		
Percent of Passes			
School	100.0		
District	83.3	P	P
Province	84.6		

Average Scores

Percent Passes



* Data from the High School Certification System. The results from supplementary courses are not reflected in these results. All students obtaining a score of 48 or 49 on the final mark, were adjusted to 50 and are reflected in the Final Mark column.

District 4 - Eastern

#287 - Dunne Memorial Academy, St. Mary's

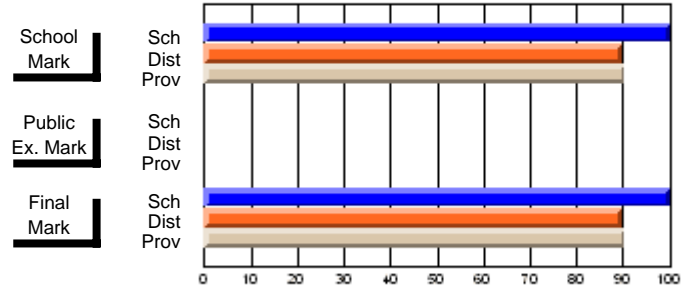
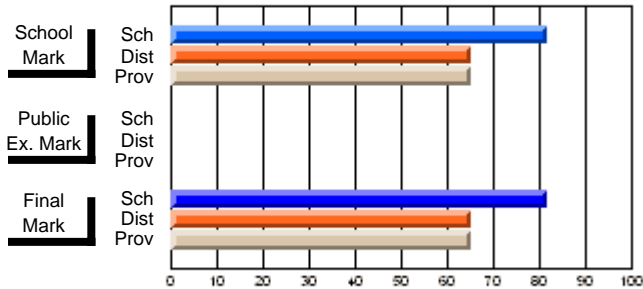
Grades: K-12

Subject: Mathematics

Course: MATHEMATICS 3206									
# students in course: 7									
	School Mark	School vs District	School vs Province	Public Exam Mark	School vs District	School vs Province	Final Mark	School vs District	School vs Province
Average Score	81.7						81.7		
School	65.3	P	P				65.3	P	P
District	65.2						65.2		
Province									
Percent of Passes	100.0						100.0		
School	89.7	P	P				89.7	P	P
District	90.4						90.4		
Province									

Average Scores

Percent Passes



* Data from the High School Certification System. The results from supplementary courses are not reflected in these results. All students obtaining a score of 48 or 49 on the final mark, were adjusted to 50 and are reflected in the Final Mark column.

District 4 - Eastern

#287 - Dunne Memorial Academy, St. Mary's

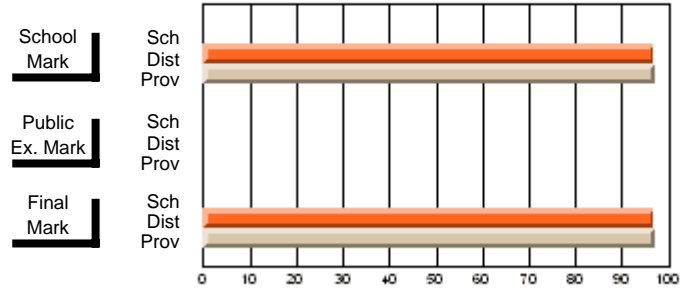
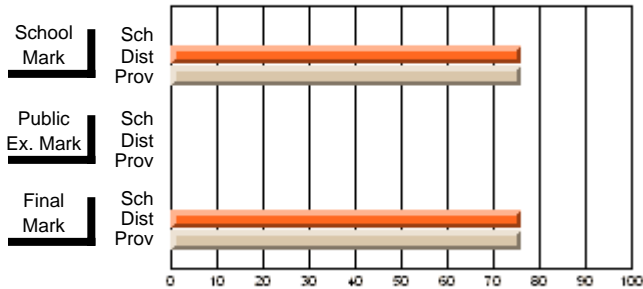
Grades: K-12

Subject: Mathematics

Course: MATHEMATICS 3207				School data has 5 or fewer students. Data withheld for reasons of confidentiality.					
# students in course: 3									
	School Mark	School vs District	School vs Province	Public Exam Mark	School vs District	School vs Province	Final Mark	School vs District	School vs Province
Average Score									
School									
District	76.0	q	q				76.0	q	q
Province	76.2						76.2		
Percent of Passes									
School									
District	96.8	p	p				96.8	p	p
Province	97.2						97.2		

Average Scores

Percent Passes



* Data from the High School Certification System. The results from supplementary courses are not reflected in these results. All students obtaining a score of 48 or 49 on the final mark, were adjusted to 50 and are reflected in the Final Mark column.

District 4 - Eastern

#287 - Dunne Memorial Academy, St. Mary's

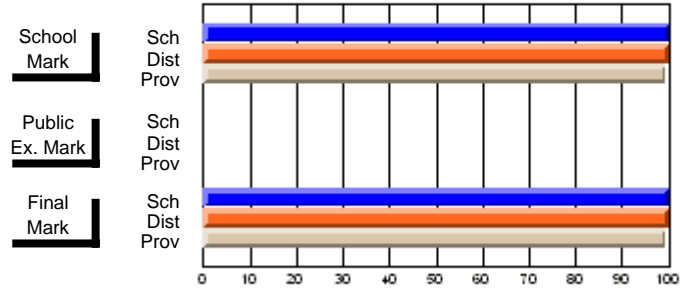
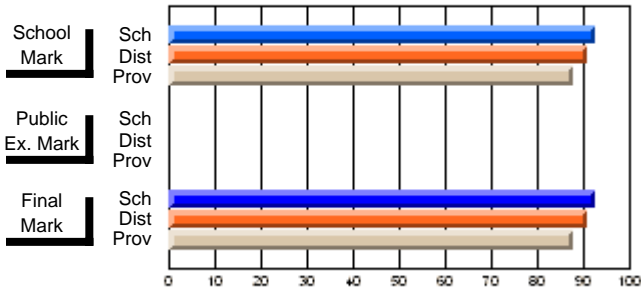
Grades: K-12

Subject: Music

Course: ENSEMBLE PERFORMANCE 1105			
# students in course: 18			
	School Mark	School vs District	School vs Province
Average Score			
School	92.6		
District	90.7	P	P
Province	87.6		
Percent of Passes			
School	100.0		
District	100.0	P	P
Province	99.4		

Average Scores

Percent Passes



* Data from the High School Certification System. The results from supplementary courses are not reflected in these results. All students obtaining a score of 48 or 49 on the final mark, were adjusted to 50 and are reflected in the Final Mark column.

District 4 - Eastern

#287 - Dunne Memorial Academy, St. Mary's

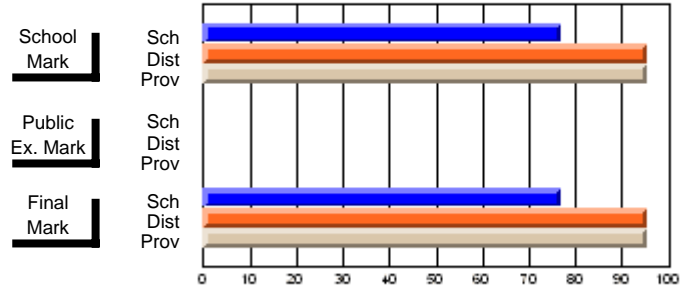
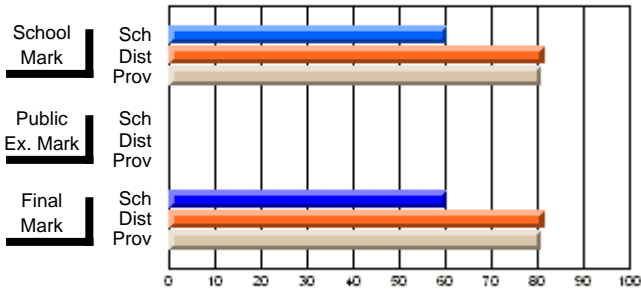
Grades: K-12

Subject: Physical Education

Course: PHYSICAL EDUCATION 2100											
# students in course: 13											
		School Mark	School vs District	School vs Province	Public Exam Mark		School vs District	School vs Province	Final Mark	School vs District	School vs Province
Average Score		60.4							60.4		
School		81.5	q	q					81.5	q	q
District		80.7							80.7		
Province											
Percent of Passes		76.9							76.9		
School		95.5	q	q					95.5	q	q
District		95.2							95.2		
Province											

Average Scores

Percent Passes



* Data from the High School Certification System. The results from supplementary courses are not reflected in these results. All students obtaining a score of 48 or 49 on the final mark, were adjusted to 50 and are reflected in the Final Mark column.

District 4 - Eastern

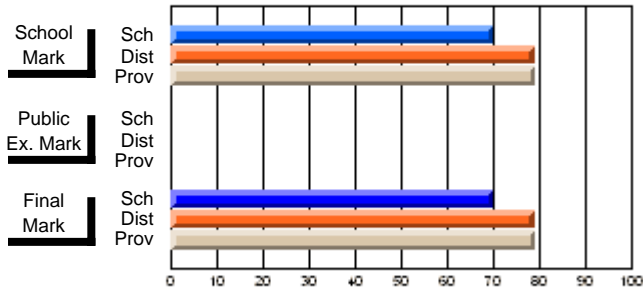
#287 - Dunne Memorial Academy, St. Mary's

Grades: K-12

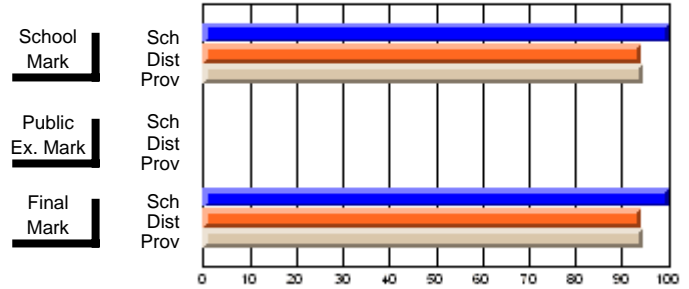
Subject: Physical Education

Course: PHYSICAL EDUCATION 2101														
# students in course: 13														
		School Mark	School vs District	School vs Province			Public Exam Mark	School vs District	School vs Province			Final Mark	School vs District	School vs Province
Average Score														
School		70.0										70.0		
District		78.8	q	q								78.8	q	q
Province		79.0										79.0		
Percent of Passes														
School		100.0										100.0		
District		94.1	p	p								94.1	p	p
Province		94.4										94.4		

Average Scores



Percent Passes



* Data from the High School Certification System. The results from supplementary courses are not reflected in these results. All students obtaining a score of 48 or 49 on the final mark, were adjusted to 50 and are reflected in the Final Mark column.

District 4 - Eastern

#287 - Dunne Memorial Academy, St. Mary's

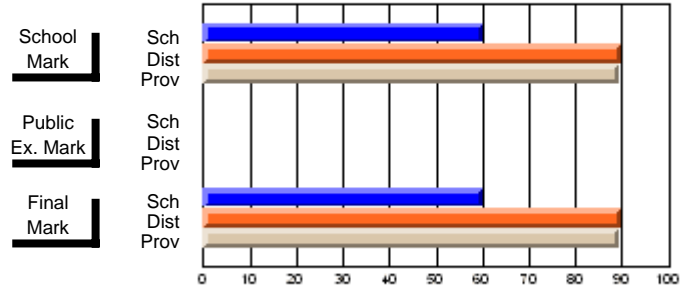
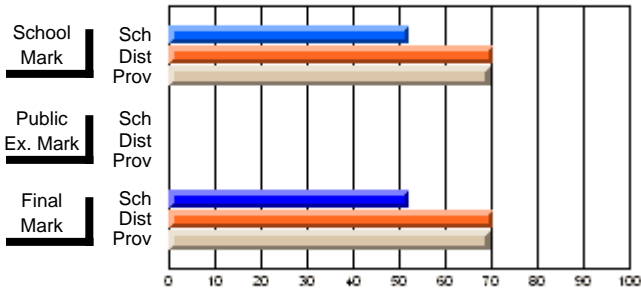
Grades: K-12

Subject: Religious Education

Course: ETHICAL ISSUES 1104											
# students in course: 15											
		School Mark	School vs District	School vs Province	Public Exam Mark		School vs District	School vs Province	Final Mark	School vs District	School vs Province
Average Score		52.1							52.1		
School		70.4	q	q					70.4	q	q
District		69.7							69.7		
Province											
Percent of Passes		60.0							60.0		
School		89.9	q	q					89.9	q	q
District		89.3							89.3		
Province											

Average Scores

Percent Passes



* Data from the High School Certification System. The results from supplementary courses are not reflected in these results. All students obtaining a score of 48 or 49 on the final mark, were adjusted to 50 and are reflected in the Final Mark column.

District 4 - Eastern

#287 - Dunne Memorial Academy, St. Mary's

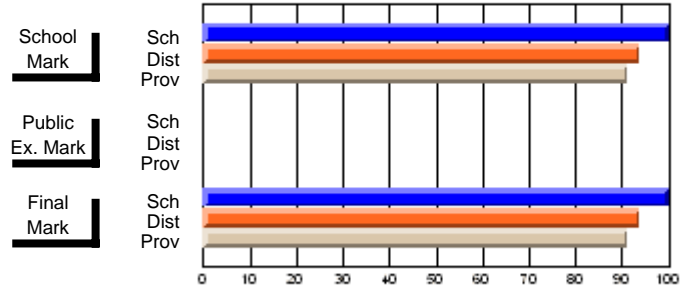
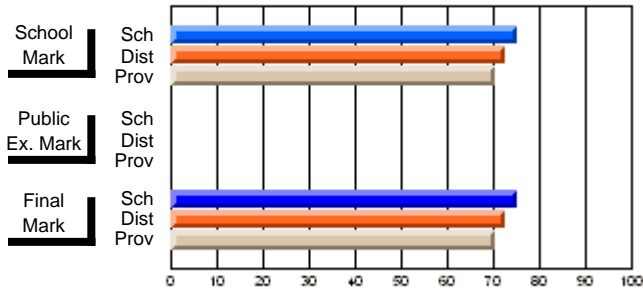
Grades: K-12

Subject: Social Studies

Course: CANADIAN HISTORY 1201											
# students in course: 20											
	School Mark	School vs District	School vs Province		Public Exam Mark	School vs District	School vs Province		Final Mark	School vs District	School vs Province
Average Score											
School	75.2								75.2		
District	72.6	P	P						72.6	P	P
Province	70.5								70.5		
Percent of Passes											
School	100.0								100.0		
District	93.8	P	P						93.8	P	P
Province	91.3								91.3		

Average Scores

Percent Passes



* Data from the High School Certification System. The results from supplementary courses are not reflected in these results. All students obtaining a score of 48 or 49 on the final mark, were adjusted to 50 and are reflected in the Final Mark column.

District 4 - Eastern

#287 - Dunne Memorial Academy, St. Mary's

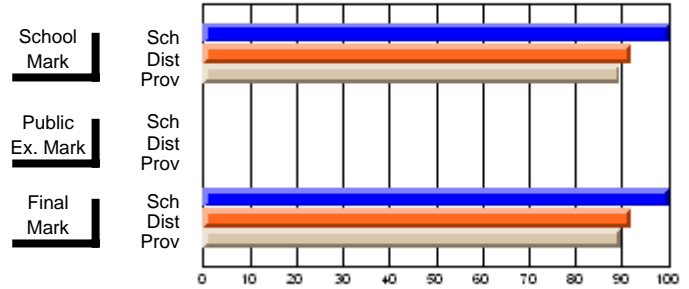
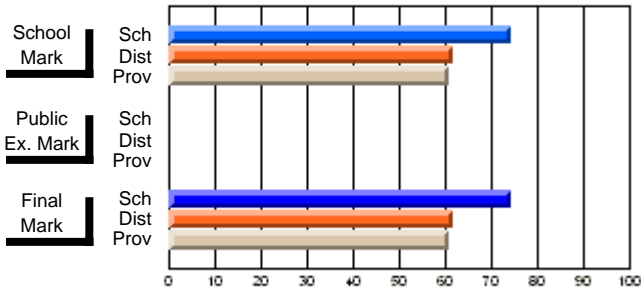
Grades: K-12

Subject: Social Studies

Course: WORLD GEOGRAPHY 3200									
# students in course: 7									
	School Mark	School vs District	School vs Province	Public Exam Mark	School vs District	School vs Province	Final Mark	School vs District	School vs Province
Average Score									
School	74.1						74.1		
District	61.7	P	P				61.7	P	P
Province	60.9						60.9		
Percent of Passes									
School	100.0						100.0		
District	91.8	P	P				91.9	P	P
Province	89.5						89.7		

Average Scores

Percent Passes



* Data from the High School Certification System. The results from supplementary courses are not reflected in these results. All students obtaining a score of 48 or 49 on the final mark, were adjusted to 50 and are reflected in the Final Mark column.

District 4 - Eastern

#287 - Dunne Memorial Academy, St. Mary's

Grades: K-12

Subject: Social Studies

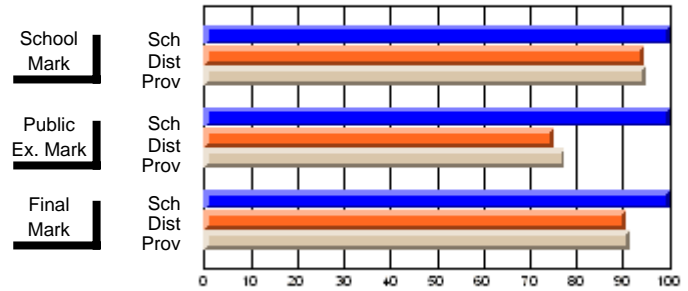
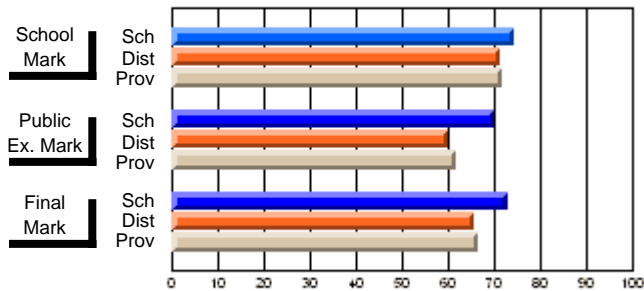
Course: WORLD GEOGRAPHY 3202

students in course: 17

	School Mark	School vs District	School vs Province	Public Exam Mark	School vs District	School vs Province	Final Mark	School vs District	School vs Province
Average Score									
School	74.2			69.8			72.8		
District	71.2	P	P	60.1	P	P	65.5	P	P
Province	71.7			61.6			66.5		
Percent of Passes									
School	100.0			100.0			100.0		
District	94.4	P	P	75.0	P	P	90.5	P	P
Province	95.0			77.5			91.6		

Average Scores

Percent Passes



* Data from the High School Certification System. The results from supplementary courses are not reflected in these results. All students obtaining a score of 48 or 49 on the final mark, were adjusted to 50 and are reflected in the Final Mark column.

District 4 - Eastern

#287 - Dunne Memorial Academy, St. Mary's

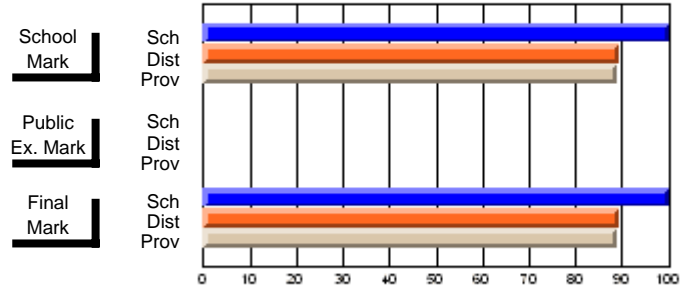
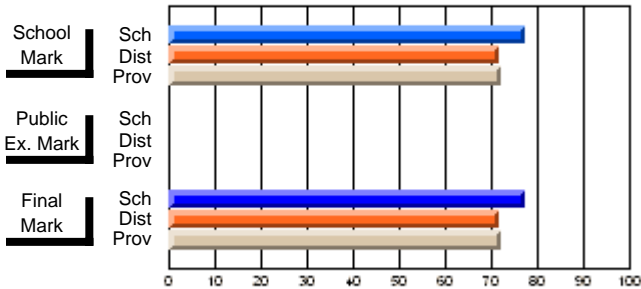
Grades: K-12

Subject: Guidance

Course: CAREER DEVELOPMENT 2201									
# students in course: 18									
	School Mark	School vs District	School vs Province	Public Exam Mark	School vs District	School vs Province	Final Mark	School vs District	School vs Province
Average Score	77.5						77.5		
School	71.8	P	P				71.8	P	P
District	72.2						72.2		
Province									
Percent of Passes	100.0						100.0		
School	89.2	P	P				89.2	P	P
District	88.9						88.9		
Province									

Average Scores

Percent Passes



* Data from the High School Certification System. The results from supplementary courses are not reflected in these results. All students obtaining a score of 48 or 49 on the final mark, were adjusted to 50 and are reflected in the Final Mark column.

District 4 - Eastern

#287 - Dunne Memorial Academy, St. Mary's

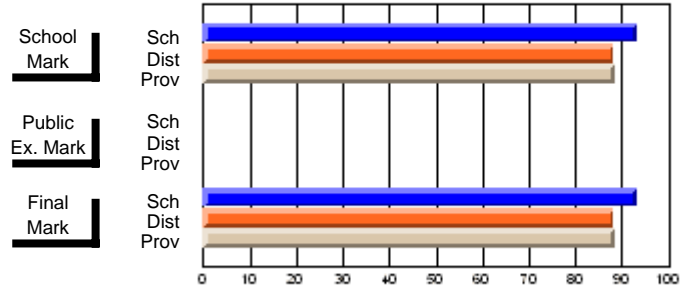
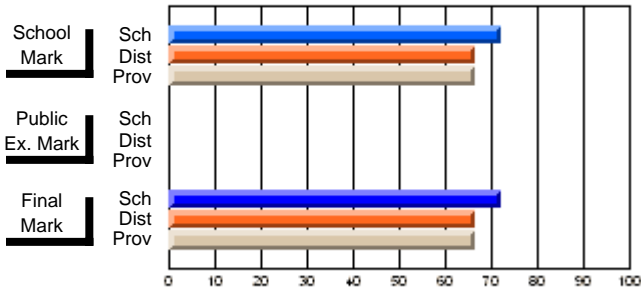
Grades: K-12

Subject: Science

Course: SCIENCE 1206											
# students in course: 15											
	School Mark	School vs District	School vs Province		Public Exam Mark	School vs District	School vs Province		Final Mark	School vs District	School vs Province
Average Score											
School	72.1								72.1		
District	66.4	P	P						66.4	P	P
Province	66.4								66.4		
Percent of Passes											
School	93.3								93.3		
District	88.2	P	P						88.2	P	P
Province	88.5								88.5		

Average Scores

Percent Passes



* Data from the High School Certification System. The results from supplementary courses are not reflected in these results. All students obtaining a score of 48 or 49 on the final mark, were adjusted to 50 and are reflected in the Final Mark column.

District 4 - Eastern

#287 - Dunne Memorial Academy, St. Mary's

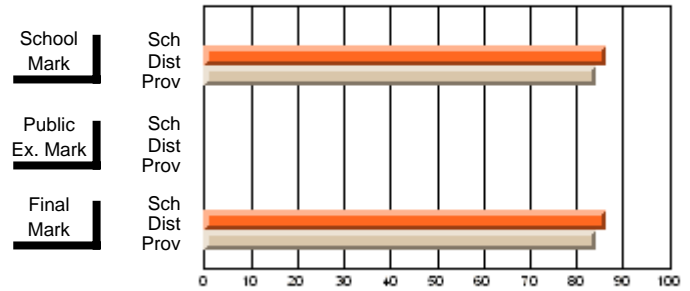
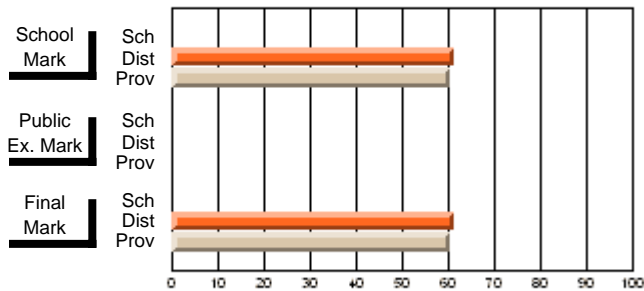
Grades: K-12

Subject: Science

Course: SCIENCE 2200			School data has 5 or fewer students. Data withheld for reasons of confidentiality.			
# students in course: 5	School Mark	School vs District School vs Province	Public Exam Mark	School vs District School vs Province	Final Mark	School vs District School vs Province
Average Score						
School						
District	61.4	P			61.4	P
Province	60.3				60.3	
Percent of Passes						
School						
District	86.2	P			86.2	P
Province	84.3				84.3	

Average Scores

Percent Passes



* Data from the High School Certification System. The results from supplementary courses are not reflected in these results. All students obtaining a score of 48 or 49 on the final mark, were adjusted to 50 and are reflected in the Final Mark column.

District 4 - Eastern

#287 - Dunne Memorial Academy, St. Mary's

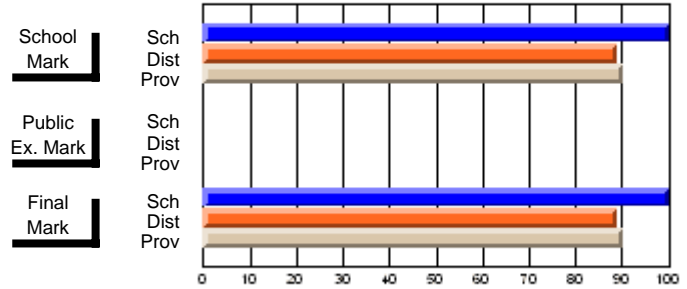
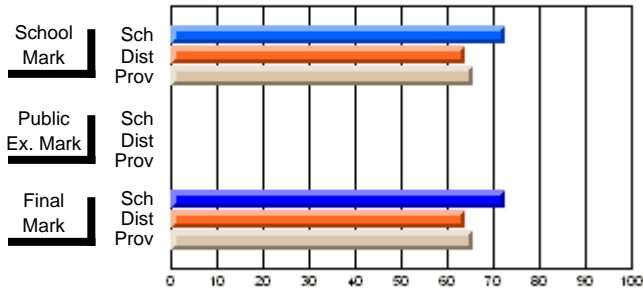
Grades: K-12

Subject: Science

Course: BIOLOGY 2201									
# students in course: 13									
	School Mark	School vs District	School vs Province	Public Exam Mark	School vs District	School vs Province	Final Mark	School vs District	School vs Province
Average Score	72.5						72.5		
School	63.9	P	P				63.9	P	P
District	65.5						65.5		
Province									
Percent of Passes	100.0						100.0		
School	89.0	P	P				89.0	P	P
District	90.1						90.1		
Province									

Average Scores

Percent Passes



* Data from the High School Certification System. The results from supplementary courses are not reflected in these results. All students obtaining a score of 48 or 49 on the final mark, were adjusted to 50 and are reflected in the Final Mark column.

District 4 - Eastern

#287 - Dunne Memorial Academy, St. Mary's

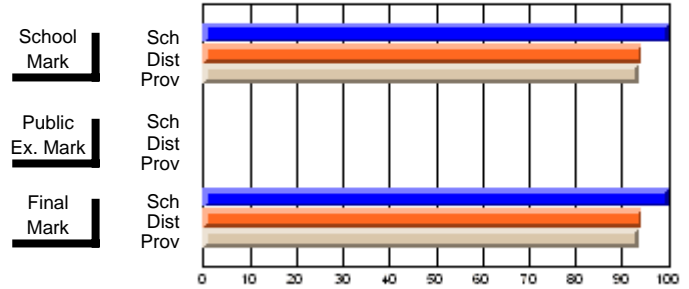
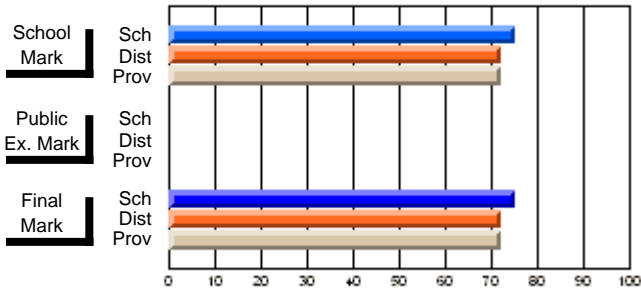
Grades: K-12

Subject: Science

Course: CHEMISTRY 2202									
# students in course: 16									
	School Mark	School vs District	School vs Province	Public Exam Mark	School vs District	School vs Province	Final Mark	School vs District	School vs Province
Average Score									
School	75.3						75.3		
District	72.3	P	P				72.3	P	P
Province	72.3						72.3		
Percent of Passes									
School	100.0						100.0		
District	94.3	P	P				94.3	P	P
Province	93.6						93.7		

Average Scores

Percent Passes



* Data from the High School Certification System. The results from supplementary courses are not reflected in these results. All students obtaining a score of 48 or 49 on the final mark, were adjusted to 50 and are reflected in the Final Mark column.

District 4 - Eastern

#287 - Dunne Memorial Academy, St. Mary's

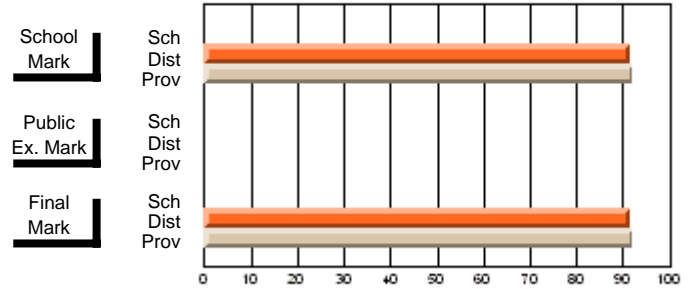
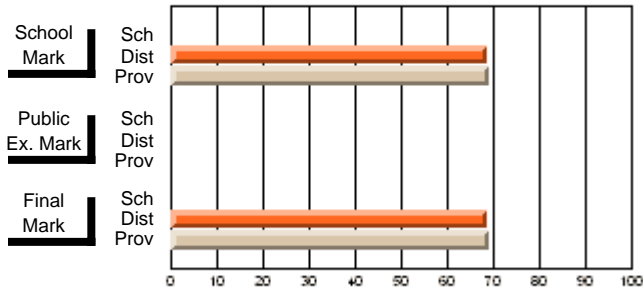
Grades: K-12

Subject: Science

Course: PHYSICS 2204			School data has 5 or fewer students. Data withheld for reasons of confidentiality.			
# students in course: 4	School Mark	School vs District School vs Province	Public Exam Mark	School vs District School vs Province	Final Mark	School vs District School vs Province
Average Score						
School						
District	68.7	P			68.7	P
Province	69.1				69.1	
Percent of Passes						
School						
District	91.4	P			91.4	P
Province	92.1				92.1	

Average Scores

Percent Passes



* Data from the High School Certification System. The results from supplementary courses are not reflected in these results. All students obtaining a score of 48 or 49 on the final mark, were adjusted to 50 and are reflected in the Final Mark column.

District 4 - Eastern

#287 - Dunne Memorial Academy, St. Mary's

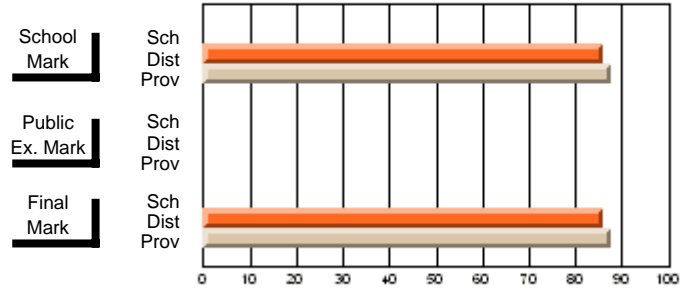
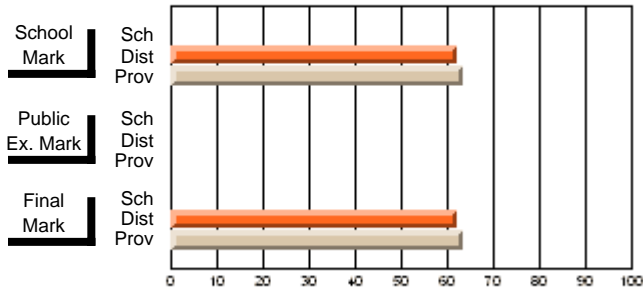
Grades: K-12

Subject: Science

Course: SCIENCE 3200			School data has 5 or fewer students. Data withheld for reasons of confidentiality.						
# students in course: 5	School Mark	School vs District	School vs Province	Public Exam Mark	School vs District	School vs Province	Final Mark	School vs District	School vs Province
Average Score									
School									
District	62.1	P	P				62.1	P	P
Province	63.4						63.4		
Percent of Passes									
School									
District	86.0	P	P				86.0	P	P
Province	87.7						87.7		

Average Scores

Percent Passes



* Data from the High School Certification System. The results from supplementary courses are not reflected in these results. All students obtaining a score of 48 or 49 on the final mark, were adjusted to 50 and are reflected in the Final Mark column.

District 4 - Eastern

#287 - Dunne Memorial Academy, St. Mary's

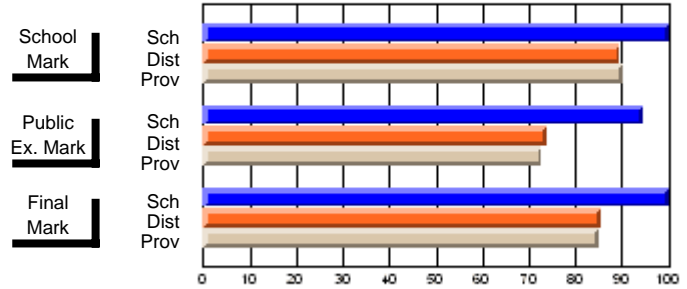
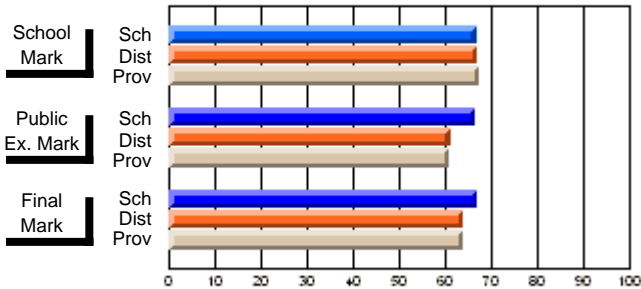
Grades: K-12

Subject: Science

Course: BIOLOGY 3201											
# students in course: 18											
	School Mark	School vs District	School vs Province		Public Exam Mark	School vs District	School vs Province		Final Mark	School vs District	School vs Province
Average Score											
School	66.7				66.4				66.8		
District	66.9	q	q		61.0	p	p		63.9	p	p
Province	67.4				60.8				63.9		
Percent of Passes											
School	100.0				94.4				100.0		
District	89.5	p	p		73.8	p	p		85.3	p	p
Province	90.3				72.8				85.0		

Average Scores

Percent Passes



* Data from the High School Certification System. The results from supplementary courses are not reflected in these results. All students obtaining a score of 48 or 49 on the final mark, were adjusted to 50 and are reflected in the Final Mark column.

District 4 - Eastern

#287 - Dunne Memorial Academy, St. Mary's

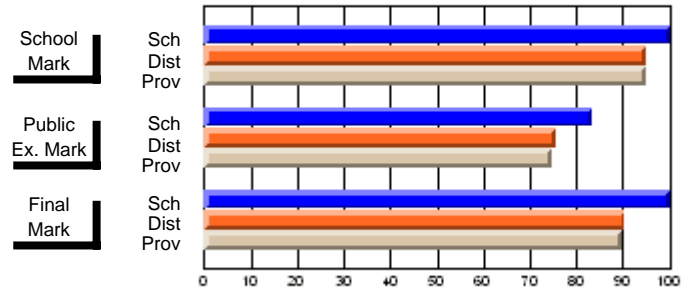
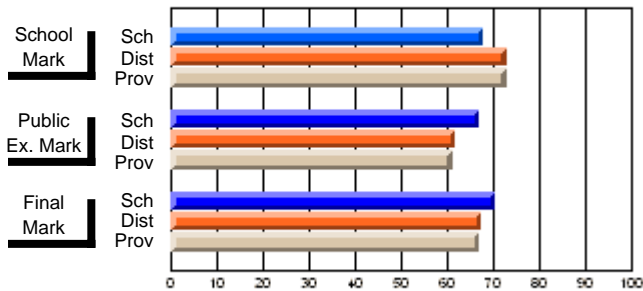
Grades: K-12

Subject: Science

Course: CHEMISTRY 3202											
# students in course: 6											
	School Mark	School vs District	School vs Province		Public Exam Mark	School vs District	School vs Province		Final Mark	School vs District	School vs Province
Average Score											
School	67.7				66.8				70.5		
District	72.8	q	q		61.6	p	p		67.5	p	p
Province	72.8				61.1				67.1		
Percent of Passes											
School	100.0				83.3				100.0		
District	95.0	p	p		75.7	p	p		90.4	p	p
Province	95.0				74.6				89.8		

Average Scores

Percent Passes



* Data from the High School Certification System. The results from supplementary courses are not reflected in these results. All students obtaining a score of 48 or 49 on the final mark, were adjusted to 50 and are reflected in the Final Mark column.

District 4 - Eastern

#287 - Dunne Memorial Academy, St. Mary's

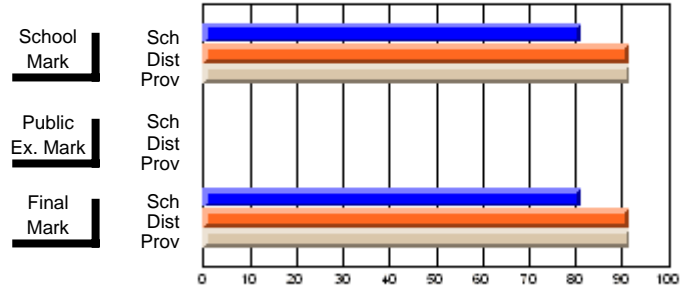
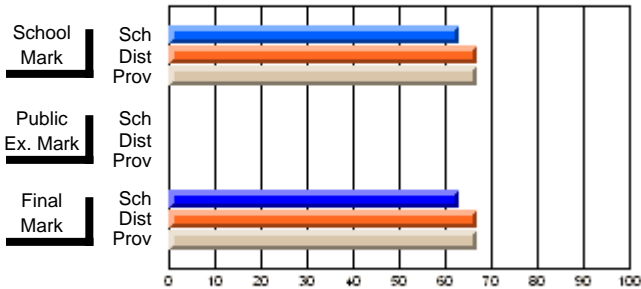
Grades: K-12

Subject: English Language

Course: ENGLISH 1201															
# students in course: 16															
		School Mark	School vs District	School vs Province			Public Exam Mark	School vs District	School vs Province			Final Mark	School vs District	School vs Province	
Average Score		School	62.9									School	62.9		
		District	67.0	q	q							District	67.0	q	q
		Province	67.1									Province	67.1		
Percent of Passes		School	81.3									School	81.3		
		District	91.4	q	q							District	91.4	q	q
		Province	91.7									Province	91.7		

Average Scores

Percent Passes



* Data from the High School Certification System. The results from supplementary courses are not reflected in these results. All students obtaining a score of 48 or 49 on the final mark, were adjusted to 50 and are reflected in the Final Mark column.

District 4 - Eastern

#287 - Dunne Memorial Academy, St. Mary's

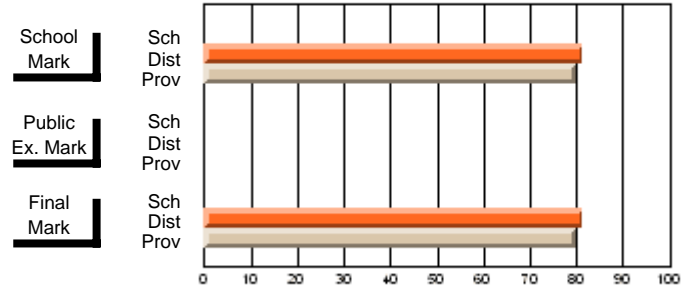
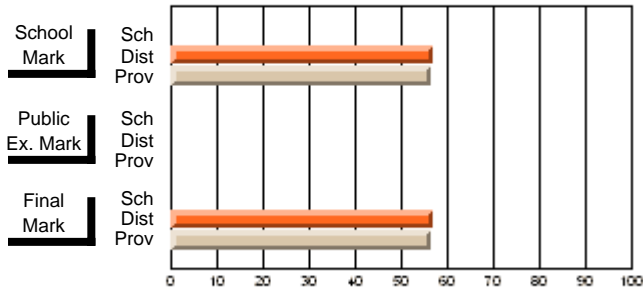
Grades: K-12

Subject: English Language

Course: ENGLISH 1202			School data has 5 or fewer students. Data withheld for reasons of confidentiality.			
# students in course: 4	School Mark	School vs District School vs Province	Public Exam Mark	School vs District School vs Province	Final Mark	School vs District School vs Province
Average Score						
School						
District	57.1	P			57.1	P
Province	56.5				56.5	P
Percent of Passes						
School						
District	81.4	P			81.4	P
Province	80.0				80.0	P

Average Scores

Percent Passes



* Data from the High School Certification System. The results from supplementary courses are not reflected in these results. All students obtaining a score of 48 or 49 on the final mark, were adjusted to 50 and are reflected in the Final Mark column.

District 4 - Eastern

#287 - Dunne Memorial Academy, St. Mary's

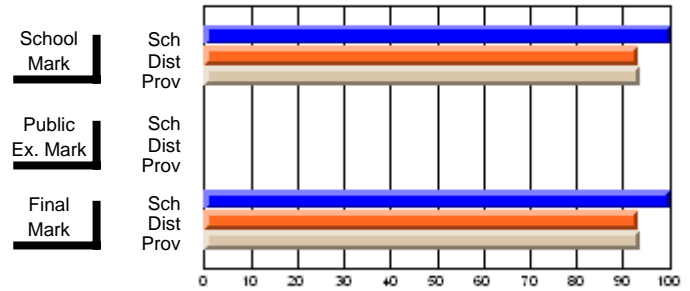
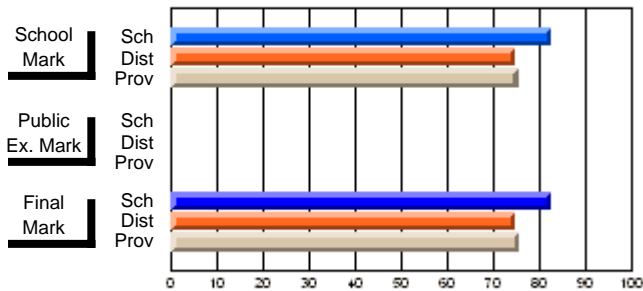
Grades: K-12

Subject: English Language

Course: THEATRE ARTS 2200											
# students in course: 23											
		School Mark	School vs District	School vs Province	Public Exam Mark		School vs District	School vs Province	Final Mark	School vs District	School vs Province
Average Score		82.5							82.5		
School		74.6	P	P					74.6	P	P
District		75.4							75.4		
Province											
Percent of Passes		100.0							100.0		
School		93.3	P	P					93.3	P	P
District		93.6							93.6		
Province											

Average Scores

Percent Passes



* Data from the High School Certification System. The results from supplementary courses are not reflected in these results. All students obtaining a score of 48 or 49 on the final mark, were adjusted to 50 and are reflected in the Final Mark column.

District 4 - Eastern

#287 - Dunne Memorial Academy, St. Mary's

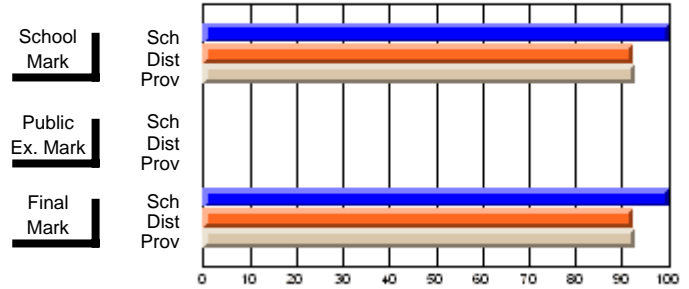
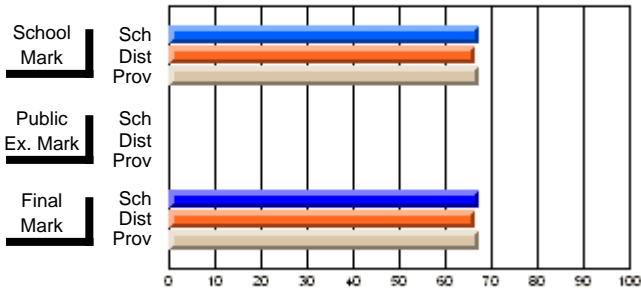
Grades: K-12

Subject: English Language

Course: ENGLISH 2201											
# students in course: 18											
	School Mark	School vs District	School vs Province		Public Exam Mark	School vs District	School vs Province		Final Mark	School vs District	School vs Province
Average Score											
School	67.5								67.5		
District	66.5	P	P						66.5	P	P
Province	67.2								67.2		
Percent of Passes											
School	100.0								100.0		
District	92.2	P	P						92.2	P	P
Province	92.9								92.9		

Average Scores

Percent Passes



* Data from the High School Certification System. The results from supplementary courses are not reflected in these results. All students obtaining a score of 48 or 49 on the final mark, were adjusted to 50 and are reflected in the Final Mark column.

District 4 - Eastern

#287 - Dunne Memorial Academy, St. Mary's

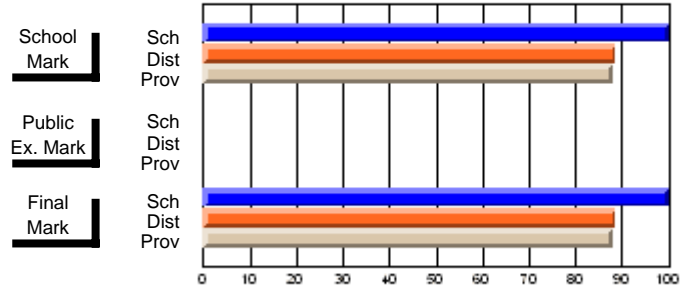
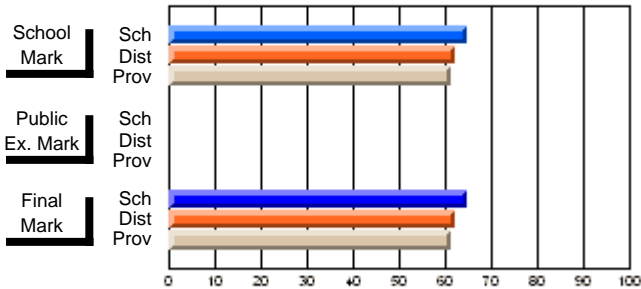
Grades: K-12

Subject: English Language

Course: ENGLISH 2202														
# students in course: 7														
		School Mark	School vs District	School vs Province			Public Exam Mark	School vs District	School vs Province			Final Mark	School vs District	School vs Province
Average Score		School	64.9										School	64.9
		District	62.1	P	P								District	62.1
		Province	61.2										Province	61.2
Percent of Passes		School	100.0										School	100.0
		District	88.7	P	P								District	88.7
		Province	87.9										Province	87.9

Average Scores

Percent Passes



* Data from the High School Certification System. The results from supplementary courses are not reflected in these results. All students obtaining a score of 48 or 49 on the final mark, were adjusted to 50 and are reflected in the Final Mark column.

District 4 - Eastern

#287 - Dunne Memorial Academy, St. Mary's

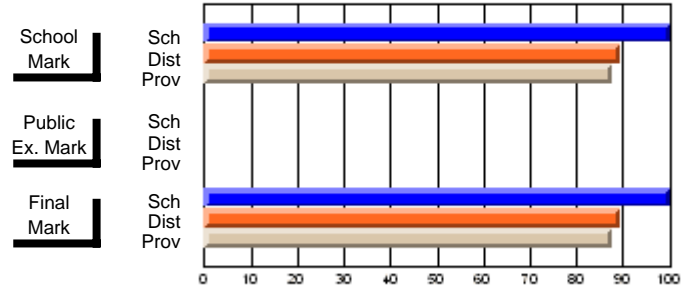
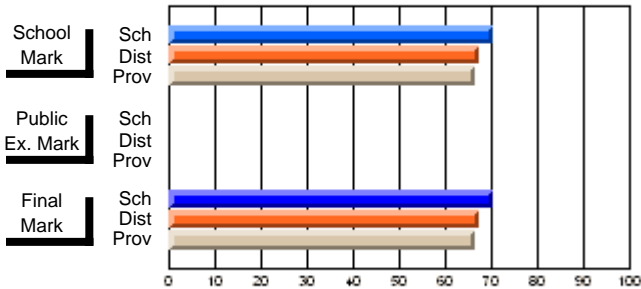
Grades: K-12

Subject: English Language

Course: WRITING 2203									
# students in course: 8	School Mark	School vs District	School vs Province	Public Exam Mark	School vs District	School vs Province	Final Mark	School vs District	School vs Province
Average Score	70.3						70.3		
School	67.2	P	P				67.2	P	P
District	66.5						66.5		
Province									
Percent of Passes	100.0						100.0		
School	89.3	P	P				89.3	P	P
District	87.7						87.7		
Province									

Average Scores

Percent Passes



* Data from the High School Certification System. The results from supplementary courses are not reflected in these results. All students obtaining a score of 48 or 49 on the final mark, were adjusted to 50 and are reflected in the Final Mark column.

District 4 - Eastern

#287 - Dunne Memorial Academy, St. Mary's

Grades: K-12

Subject: English Language

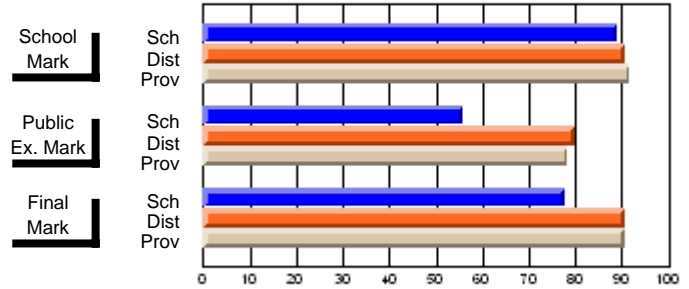
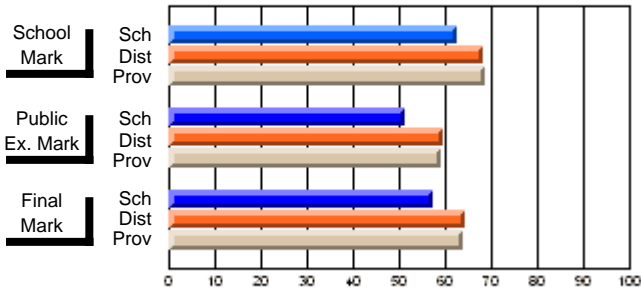
Course: ENGLISH LANGUAGE ARTS 3201			
# students in course: 9	School Mark	School vs District	School vs Province
Average Score			
School	62.7		
District	68.3	q	q
Province	68.6		
Percent of Passes			
School	88.9		
District	90.7	q	q
Province	91.7		

	Public Exam Mark	School vs District	School vs Province
	51.2		
	59.7	q	q
	58.9		

	Final Mark	School vs District	School vs Province
	57.4		
	64.2	q	q
	63.7		

Average Scores

Percent Passes



* Data from the High School Certification System. The results from supplementary courses are not reflected in these results. All students obtaining a score of 48 or 49 on the final mark, were adjusted to 50 and are reflected in the Final Mark column.

District 4 - Eastern

#287 - Dunne Memorial Academy, St. Mary's

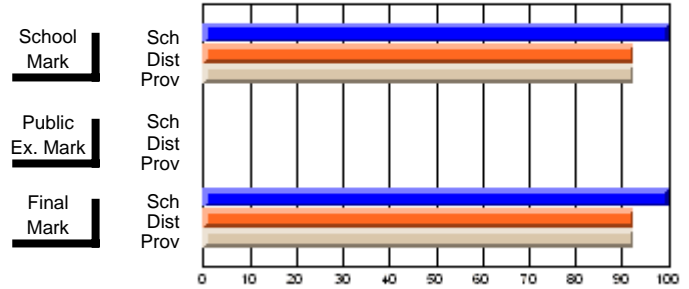
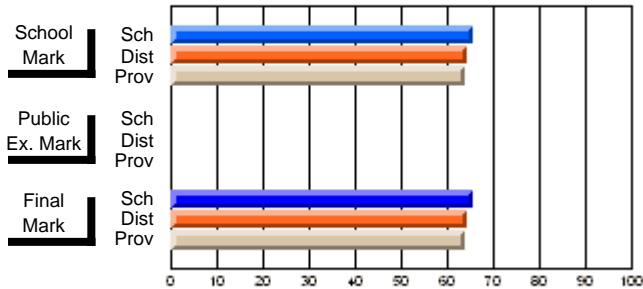
Grades: K-12

Subject: English Language

Course: ENGLISH LANGUAGE ARTS 3202														
# students in course: 9														
		School Mark	School vs District	School vs Province			Public Exam Mark	School vs District	School vs Province			Final Mark	School vs District	School vs Province
Average Score														
School		65.6										65.6		
District		64.4	P	P								64.4	P	P
Province		63.7										63.7		
Percent of Passes														
School		100.0										100.0		
District		92.6	P	P								92.6	P	P
Province		92.5										92.6		

Average Scores

Percent Passes



* Data from the High School Certification System. The results from supplementary courses are not reflected in these results. All students obtaining a score of 48 or 49 on the final mark, were adjusted to 50 and are reflected in the Final Mark column.

District 4 - Eastern

#464 - Crescent Collegiate, Blaketown

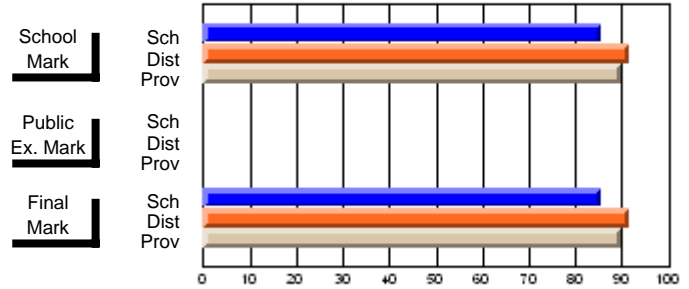
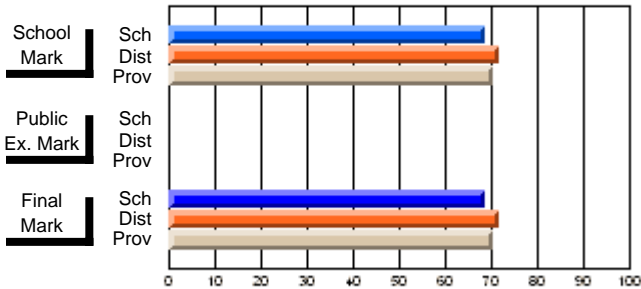
Grades: 7-12

Subject: Art

Course: ART TECHNOLOGIES 1201									
# students in course: 41									
	School Mark	School vs District	School vs Province	Public Exam Mark	School vs District	School vs Province	Final Mark	School vs District	School vs Province
Average Score									
School	68.7						68.7		
District	71.7	q	q				71.7	q	q
Province	70.3						70.3		
Percent of Passes									
School	85.4						85.4		
District	91.5	q	q				91.5	q	q
Province	89.7						89.7		

Average Scores

Percent Passes



* Data from the High School Certification System. The results from supplementary courses are not reflected in these results. All students obtaining a score of 48 or 49 on the final mark, were adjusted to 50 and are reflected in the Final Mark column.

District 4 - Eastern

#464 - Crescent Collegiate, Blaketown

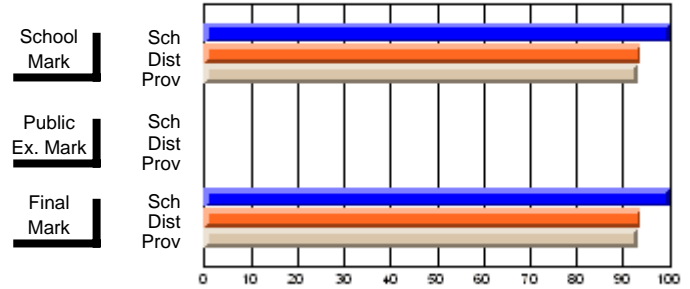
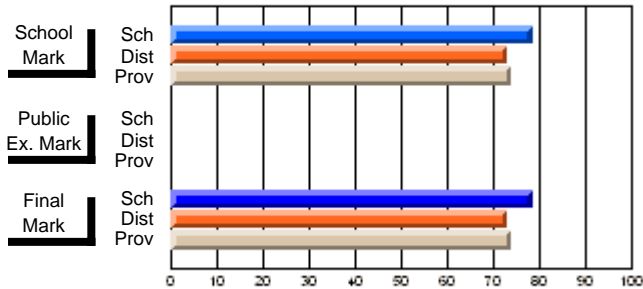
Grades: 7-12

Subject: Art

Course: ART & DESIGN 2200									
# students in course: 25									
	School Mark	School vs District	School vs Province	Public Exam Mark	School vs District	School vs Province	Final Mark	School vs District	School vs Province
Average Score	78.4						78.4		
School	78.4						78.4		
District	72.8	P	P				72.8	P	P
Province	73.9						73.9		
Percent of Passes	100.0						100.0		
School	100.0						100.0		
District	93.8	P	P				93.8	P	P
Province	93.2						93.2		

Average Scores

Percent Passes



* Data from the High School Certification System. The results from supplementary courses are not reflected in these results. All students obtaining a score of 48 or 49 on the final mark, were adjusted to 50 and are reflected in the Final Mark column.

District 4 - Eastern

#464 - Crescent Collegiate, Blaketown

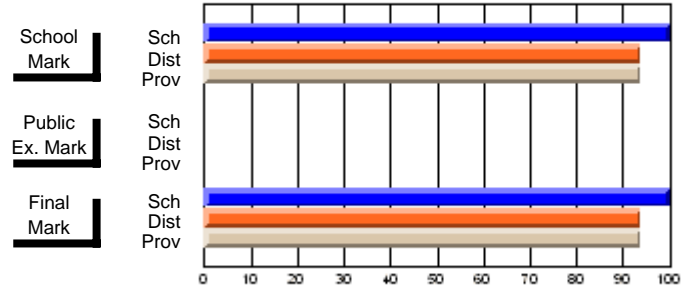
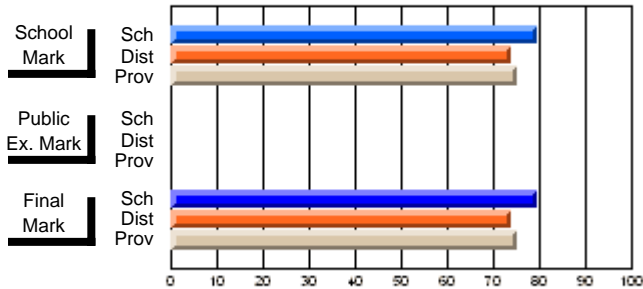
Grades: 7-12

Subject: Art

Course: ART & DESIGN 3200									
# students in course: 27									
	School Mark	School vs District	School vs Province	Public Exam Mark	School vs District	School vs Province	Final Mark	School vs District	School vs Province
Average Score	79.5						79.5		
School	79.5						79.5		
District	73.7	P	P				73.7	P	P
Province	75.1						75.1		
Percent of Passes	100.0						100.0		
School	100.0						100.0		
District	93.8	P	P				93.8	P	P
Province	93.8						93.8		

Average Scores

Percent Passes



* Data from the High School Certification System. The results from supplementary courses are not reflected in these results. All students obtaining a score of 48 or 49 on the final mark, were adjusted to 50 and are reflected in the Final Mark column.

District 4 - Eastern

#464 - Crescent Collegiate, Blaketown

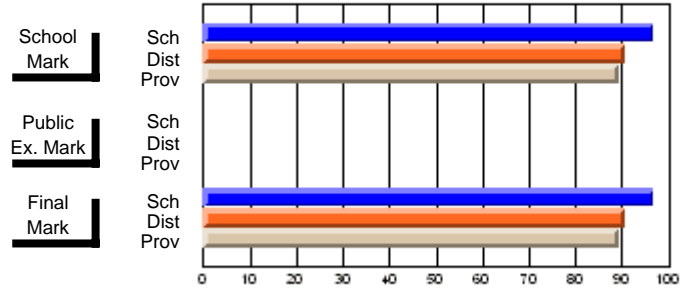
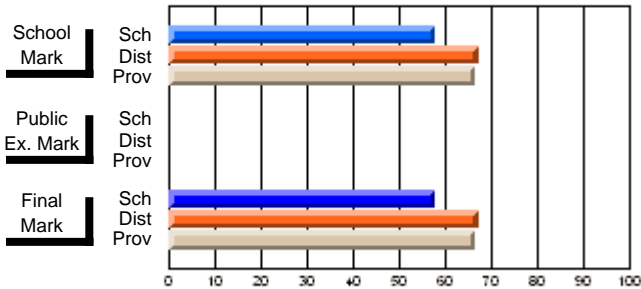
Grades: 7-12

Subject: Enterprise Education

Course: CONSUMER STUDIES 1202														
# students in course: 31														
		School Mark	School vs District	School vs Province			Public Exam Mark	School vs District	School vs Province			Final Mark	School vs District	School vs Province
Average Score		58.0										58.0		
School		67.1	q	q								67.1	q	q
District		66.6										66.6		
Province														
Percent of Passes		96.8										96.8		
School		90.5	p	p								90.5	p	p
District		89.2										89.2		
Province														

Average Scores

Percent Passes



* Data from the High School Certification System. The results from supplementary courses are not reflected in these results. All students obtaining a score of 48 or 49 on the final mark, were adjusted to 50 and are reflected in the Final Mark column.

District 4 - Eastern

#464 - Crescent Collegiate, Blaketown

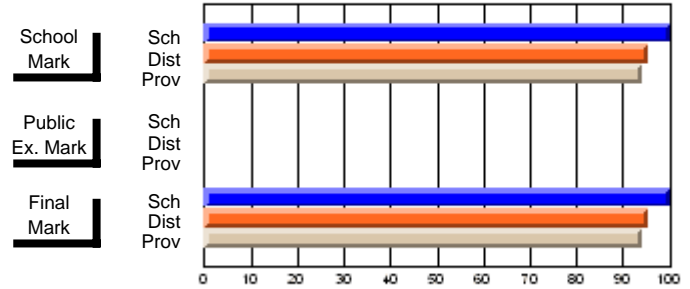
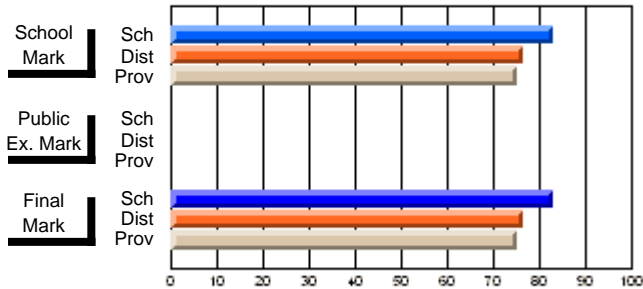
Grades: 7-12

Subject: Enterprise Education

Course: ENTERPRISE 3205									
# students in course: 71									
	School Mark	School vs District	School vs Province	Public Exam Mark	School vs District	School vs Province	Final Mark	School vs District	School vs Province
Average Score	82.9						82.9		
School	76.3	P	P				76.3	P	P
District	75.3						75.3		
Province									
Percent of Passes	100.0						100.0		
School	95.2	P	P				95.2	P	P
District	94.2						94.2		
Province									

Average Scores

Percent Passes



* Data from the High School Certification System. The results from supplementary courses are not reflected in these results. All students obtaining a score of 48 or 49 on the final mark, were adjusted to 50 and are reflected in the Final Mark column.

District 4 - Eastern

#464 - Crescent Collegiate, Blaketown

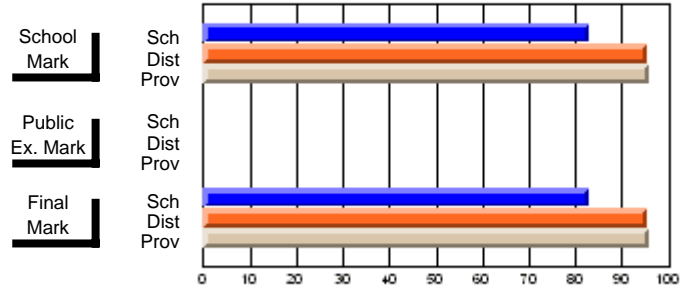
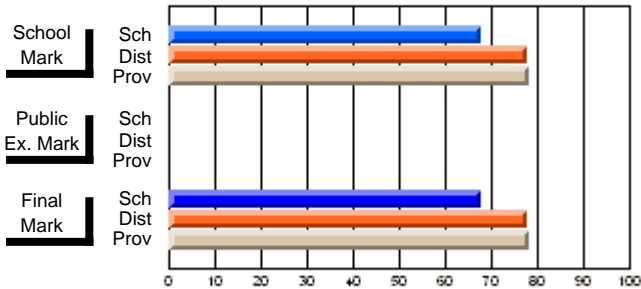
Grades: 7-12

Subject: Family Studies

Course: CLOTHING 1101			
# students in course: 35			
	School Mark	School vs District	School vs Province
Average Score			
School	67.8		
District	77.7	q	q
Province	78.3		
Percent of Passes			
School	82.9		
District	95.4	q	q
Province	95.9		

Average Scores

Percent Passes



* Data from the High School Certification System. The results from supplementary courses are not reflected in these results. All students obtaining a score of 48 or 49 on the final mark, were adjusted to 50 and are reflected in the Final Mark column.

District 4 - Eastern

#464 - Crescent Collegiate, Blaketown

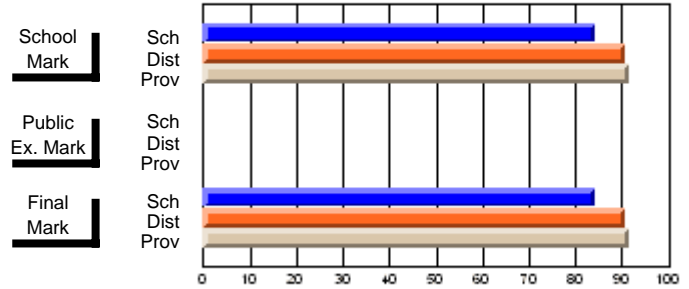
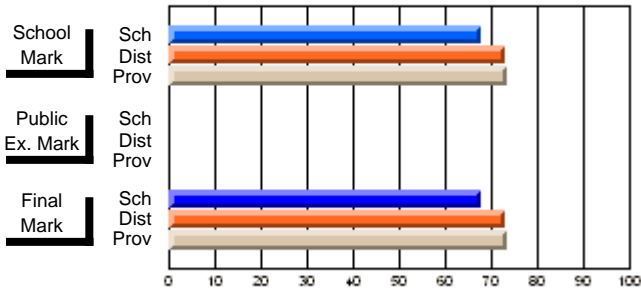
Grades: 7-12

Subject: Family Studies

Course: HUMAN DYNAMICS 2201											
# students in course: 38											
		School Mark	School vs District	School vs Province	Public Exam Mark		School vs District	School vs Province	Final Mark	School vs District	School vs Province
Average Score		67.9							67.9		
School		73.1	q	q					73.1	q	q
District		73.3							73.3		
Province											
Percent of Passes		84.2							84.2		
School		90.5	q	q					90.5	q	q
District		91.6							91.6		
Province											

Average Scores

Percent Passes



* Data from the High School Certification System. The results from supplementary courses are not reflected in these results. All students obtaining a score of 48 or 49 on the final mark, were adjusted to 50 and are reflected in the Final Mark column.

District 4 - Eastern

#464 - Crescent Collegiate, Blaketown

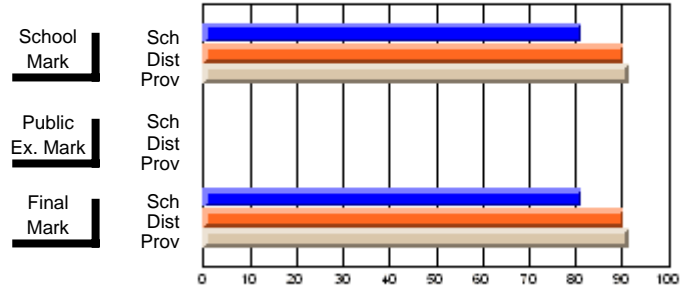
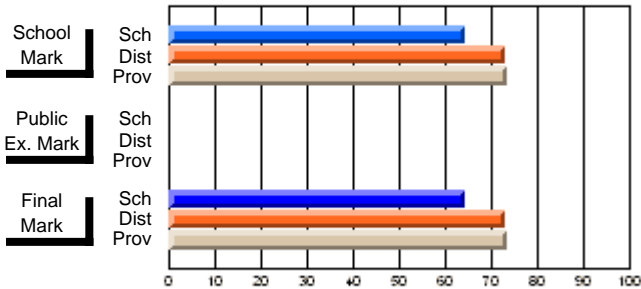
Grades: 7-12

Subject: Family Studies

Course: NUTRITION 3100											
# students in course: 43											
	School Mark	School vs District	School vs Province		Public Exam Mark	School vs District	School vs Province		Final Mark	School vs District	School vs Province
Average Score											
School	64.4								64.4		
District	72.9	q	q						72.9	q	q
Province	73.3								73.3		
Percent of Passes											
School	81.4								81.4		
District	90.4	q	q						90.4	q	q
Province	91.4								91.4		

Average Scores

Percent Passes



* Data from the High School Certification System. The results from supplementary courses are not reflected in these results. All students obtaining a score of 48 or 49 on the final mark, were adjusted to 50 and are reflected in the Final Mark column.

District 4 - Eastern

#464 - Crescent Collegiate, Blaketown

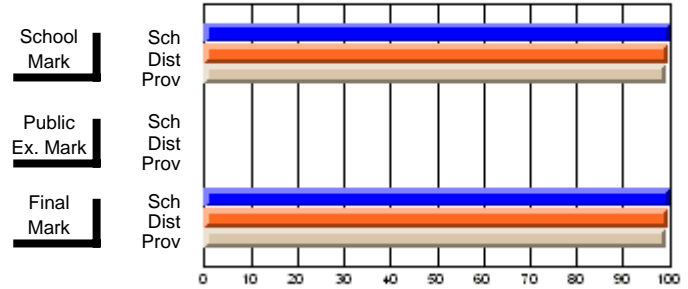
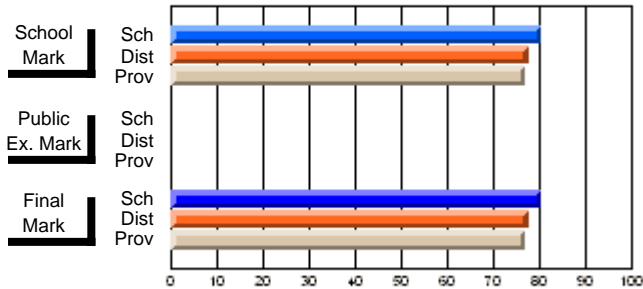
Grades: 7-12

Subject: French

Course: FRANCAIS (FI) 1202									
# students in course: 15									
	School Mark	School vs District	School vs Province	Public Exam Mark	School vs District	School vs Province	Final Mark	School vs District	School vs Province
Average Score	80.5						80.5		
School	77.5	P	P				77.5	P	P
District	77.1						77.1		
Province									
Percent of Passes	100.0						100.0		
School	99.6	P	P				99.6	P	P
District	99.1						99.1		
Province									

Average Scores

Percent Passes



* Data from the High School Certification System. The results from supplementary courses are not reflected in these results. All students obtaining a score of 48 or 49 on the final mark, were adjusted to 50 and are reflected in the Final Mark column.

District 4 - Eastern

#464 - Crescent Collegiate, Blaketown

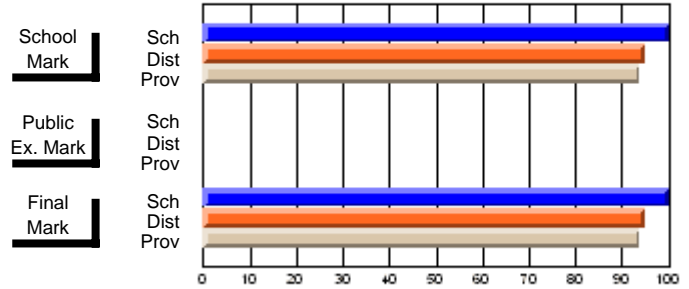
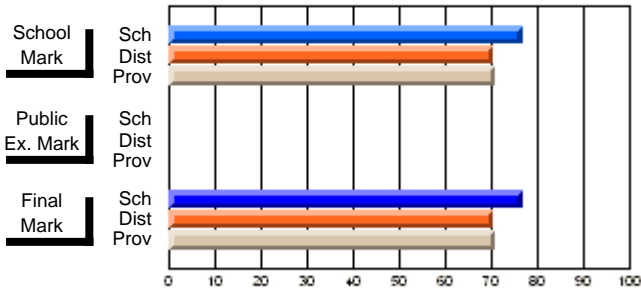
Grades: 7-12

Subject: French

Course: FRENCH 2200											
# students in course: 23											
	School Mark	School vs District	School vs Province		Public Exam Mark	School vs District	School vs Province		Final Mark	School vs District	School vs Province
Average Score											
School	76.7								76.7		
District	70.5	P	P						70.5	P	P
Province	70.7								70.7		
Percent of Passes											
School	100.0								100.0		
District	95.0	P	P						95.0	P	P
Province	93.9								93.9		

Average Scores

Percent Passes



* Data from the High School Certification System. The results from supplementary courses are not reflected in these results. All students obtaining a score of 48 or 49 on the final mark, were adjusted to 50 and are reflected in the Final Mark column.

District 4 - Eastern

#464 - Crescent Collegiate, Blaketown

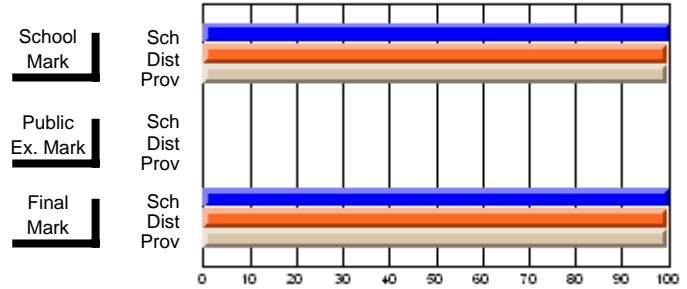
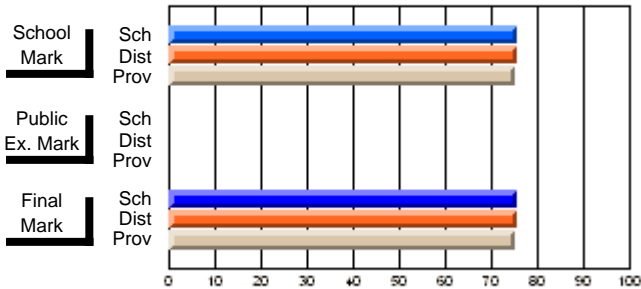
Grades: 7-12

Subject: French

Course: FRANCAIS (FI) 2202											
# students in course: 19											
	School Mark	School vs District	School vs Province		Public Exam Mark	School vs District	School vs Province		Final Mark	School vs District	School vs Province
Average Score											
School	75.4								75.4		
District	75.4	P	P						75.4	P	P
Province	75.0								75.0		
Percent of Passes											
School	100.0								100.0		
District	99.8	P	P						99.8	P	P
Province	99.6								99.6		

Average Scores

Percent Passes



* Data from the High School Certification System. The results from supplementary courses are not reflected in these results. All students obtaining a score of 48 or 49 on the final mark, were adjusted to 50 and are reflected in the Final Mark column.

District 4 - Eastern

#464 - Crescent Collegiate, Blaketown

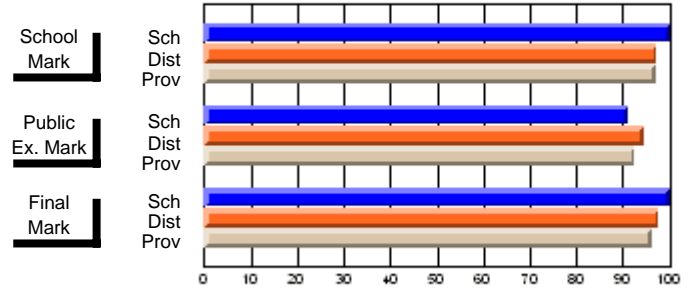
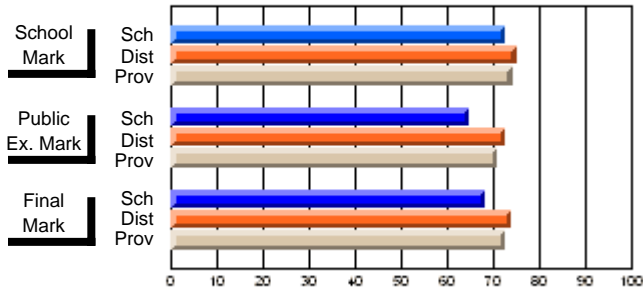
Grades: 7-12

Subject: French

Course: FRENCH 3200									
# students in course: 11									
	School Mark	School vs District	School vs Province	Public Exam Mark	School vs District	School vs Province	Final Mark	School vs District	School vs Province
Average Score									
School	72.6			64.7			68.4		
District	74.9	q	q	72.4	q	q	73.8	q	q
Province	74.1			70.8			72.4		
Percent of Passes									
School	100.0			90.9			100.0		
District	97.3	p	p	94.5	q	q	97.7	p	p
Province	97.2			92.6			96.2		

Average Scores

Percent Passes



* Data from the High School Certification System. The results from supplementary courses are not reflected in these results. All students obtaining a score of 48 or 49 on the final mark, were adjusted to 50 and are reflected in the Final Mark column.

District 4 - Eastern

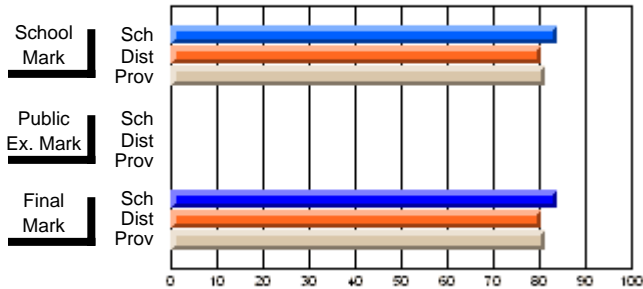
#464 - Crescent Collegiate, Blaketown

Grades: 7-12

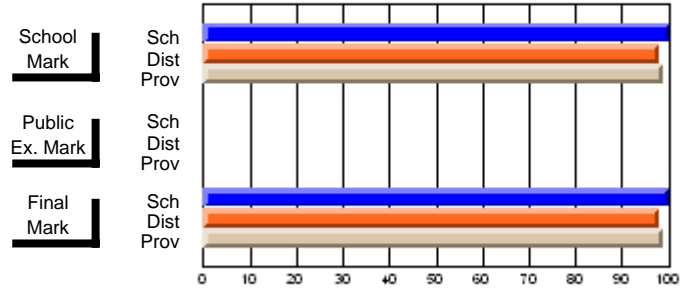
Subject: French

Course: FRENCH 3201											
# students in course: 12											
		School Mark	School vs District	School vs Province	Public Exam Mark		School vs District	School vs Province	Final Mark	School vs District	School vs Province
Average Score		83.8							83.8		
School		80.3	P	P					80.3	P	P
District		81.3							81.3		
Province											
Percent of Passes		100.0							100.0		
School		97.9	P	P					97.9	P	P
District		98.8							98.8		
Province											

Average Scores



Percent Passes



* Data from the High School Certification System. The results from supplementary courses are not reflected in these results. All students obtaining a score of 48 or 49 on the final mark, were adjusted to 50 and are reflected in the Final Mark column.

District 4 - Eastern

#464 - Crescent Collegiate, Blaketown

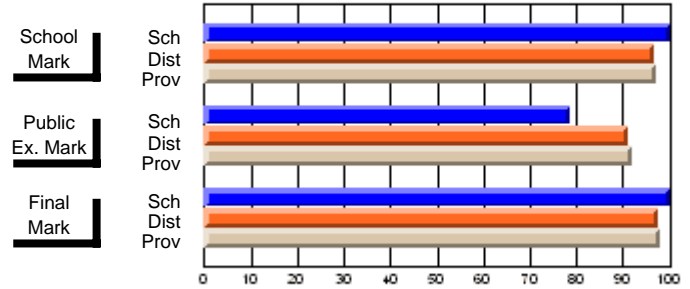
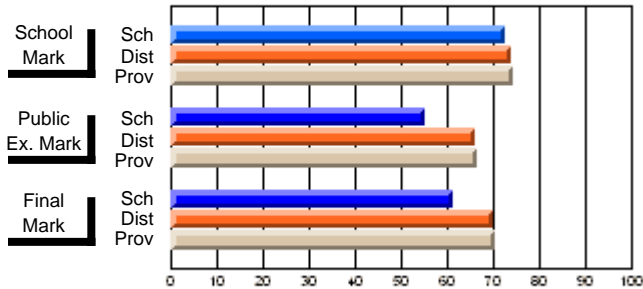
Grades: 7-12

Subject: French

Course: FRANCAIS (FI) 3202														
# students in course: 14														
		School Mark	School vs District	School vs Province			Public Exam Mark	School vs District	School vs Province			Final Mark	School vs District	School vs Province
Average Score														
School		72.6					55.4					61.4		
District		73.9	q	q			66.0	q	q			70.0	q	q
Province		74.3					66.6					70.5		
Percent of Passes														
School		100.0					78.6					100.0		
District		96.7	p	p			91.1	q	q			97.6	p	p
Province		97.1					91.9					98.0		

Average Scores

Percent Passes



* Data from the High School Certification System. The results from supplementary courses are not reflected in these results. All students obtaining a score of 48 or 49 on the final mark, were adjusted to 50 and are reflected in the Final Mark column.

District 4 - Eastern

#464 - Crescent Collegiate, Blaketown

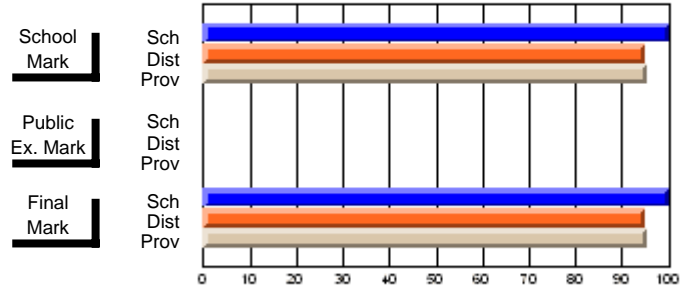
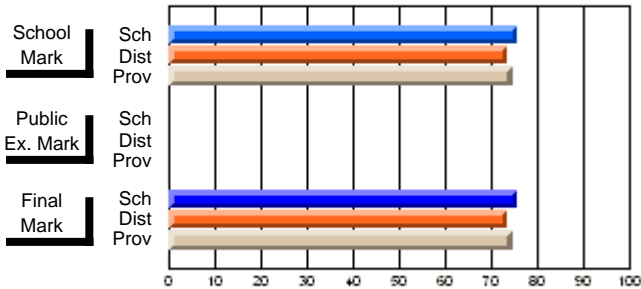
Grades: 7-12

Subject: Technology Education

Course: DESIGN TECHNOLOGY 1109											
# students in course: 14											
	School Mark	School vs District	School vs Province		Public Exam Mark	School vs District	School vs Province		Final Mark	School vs District	School vs Province
Average Score											
School	75.4								75.4		
District	73.4	P	P						73.4	P	P
Province	74.5								74.5		
Percent of Passes											
School	100.0								100.0		
District	95.0	P	P						95.0	P	P
Province	95.3								95.3		

Average Scores

Percent Passes



* Data from the High School Certification System. The results from supplementary courses are not reflected in these results. All students obtaining a score of 48 or 49 on the final mark, were adjusted to 50 and are reflected in the Final Mark column.

District 4 - Eastern

#464 - Crescent Collegiate, Blaketown

Grades: 7-12

Subject: Technology Education

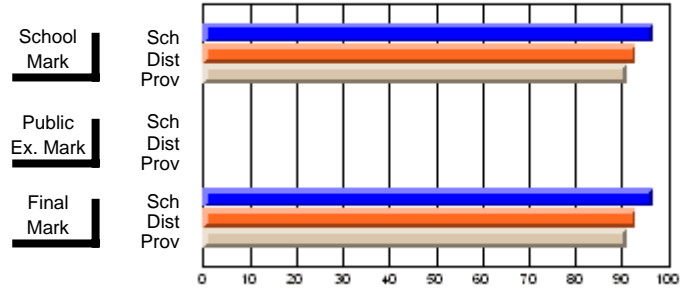
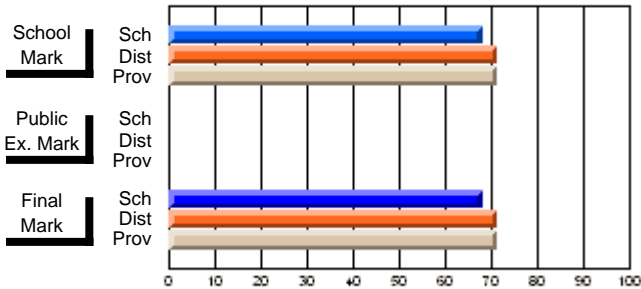
Course: INTEGRATED SYSTEMS 1205

students in course: 29

	School Mark	School vs District	School vs Province	Public Exam Mark	School vs District	School vs Province	Final Mark	School vs District	School vs Province
Average Score									
School	68.0						68.0		
District	71.2	q	q				71.2	q	q
Province	71.3						71.3		
Percent of Passes									
School	96.6						96.6		
District	93.0	p	p				93.0	p	p
Province	91.2						91.2		

Average Scores

Percent Passes



* Data from the High School Certification System. The results from supplementary courses are not reflected in these results. All students obtaining a score of 48 or 49 on the final mark, were adjusted to 50 and are reflected in the Final Mark column.

District 4 - Eastern

#464 - Crescent Collegiate, Blaketown

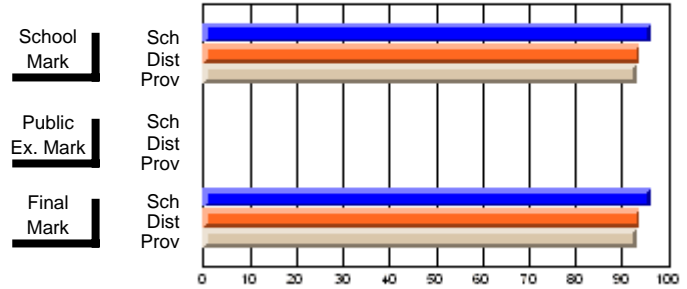
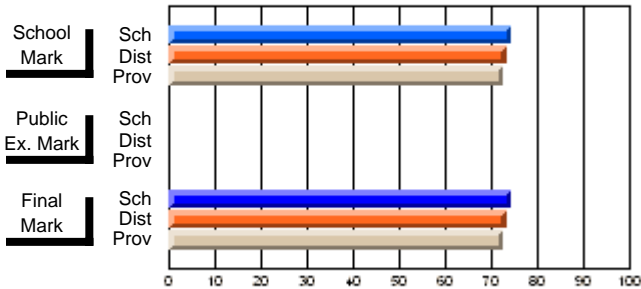
Grades: 7-12

Subject: Technology Education

Course: COMMUNICATIONS TECHNOLOGY 2104												
# students in course: 26												
		School Mark	School vs District	School vs Province			Public Exam Mark	School vs District	School vs Province			
		Average Score								Final Mark	School vs District	School vs Province
School		74.4								74.4		
District		73.2	P	P						73.2	P	P
Province		72.6								72.6		
		Percent of Passes								Final Mark	School vs District	School vs Province
School		96.2								96.2		
District		93.9	P	P						93.9	P	P
Province		93.3								93.3		

Average Scores

Percent Passes



* Data from the High School Certification System. The results from supplementary courses are not reflected in these results. All students obtaining a score of 48 or 49 on the final mark, were adjusted to 50 and are reflected in the Final Mark column.

District 4 - Eastern

#464 - Crescent Collegiate, Blaketown

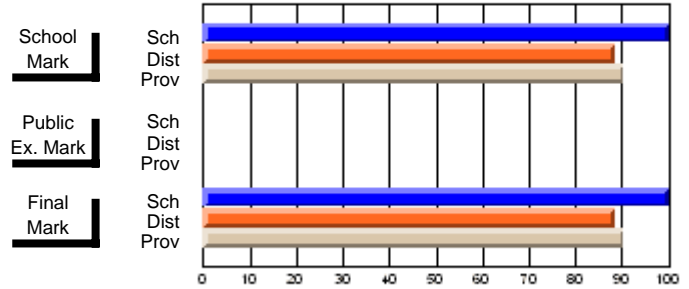
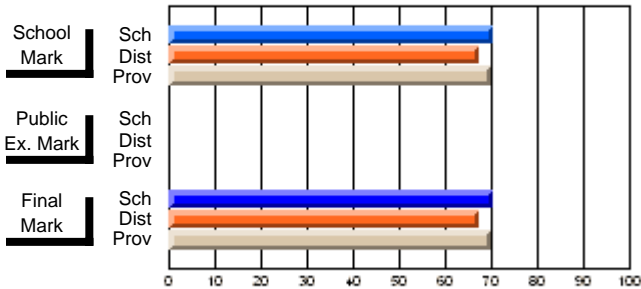
Grades: 7-12

Subject: Technology Education

Course: DESIGN TECHNOLOGY 2109											
# students in course: 14											
	School Mark	School vs District	School vs Province		Public Exam Mark	School vs District	School vs Province		Final Mark	School vs District	School vs Province
Average Score											
School	70.3								70.3		
District	67.4	P	P						67.4	P	P
Province	70.1								70.1		
Percent of Passes											
School	100.0								100.0		
District	88.6	P	P						88.6	P	P
Province	90.4								90.4		

Average Scores

Percent Passes



* Data from the High School Certification System. The results from supplementary courses are not reflected in these results. All students obtaining a score of 48 or 49 on the final mark, were adjusted to 50 and are reflected in the Final Mark column.

District 4 - Eastern

#464 - Crescent Collegiate, Blaketown

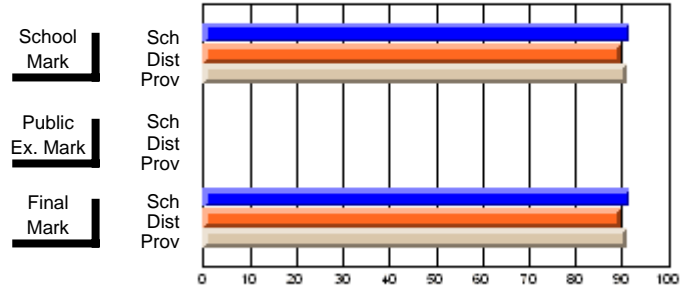
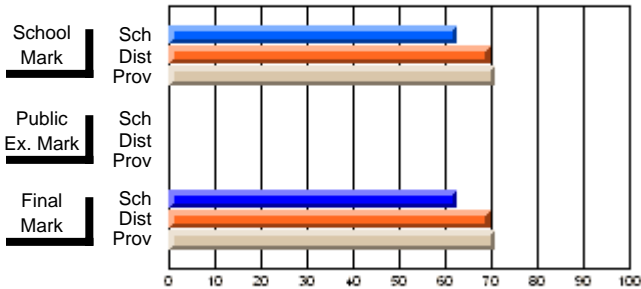
Grades: 7-12

Subject: Technology Education

Course: COMMUNICATIONS TECHNOLOGY 3104									
# students in course: 24									
	School Mark	School vs District	School vs Province	Public Exam Mark	School vs District	School vs Province	Final Mark	School vs District	School vs Province
Average Score									
School	62.7						62.7		
District	69.7	q	q				69.7	q	q
Province	70.8						70.8		
Percent of Passes									
School	91.7						91.7		
District	89.6	p	p				89.8	p	p
Province	91.2						91.2		

Average Scores

Percent Passes



* Data from the High School Certification System. The results from supplementary courses are not reflected in these results. All students obtaining a score of 48 or 49 on the final mark, were adjusted to 50 and are reflected in the Final Mark column.

District 4 - Eastern

#464 - Crescent Collegiate, Blaketown

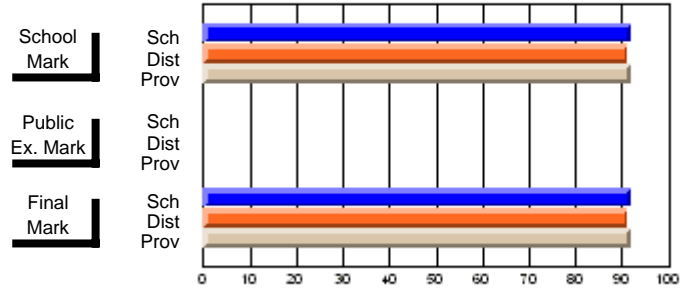
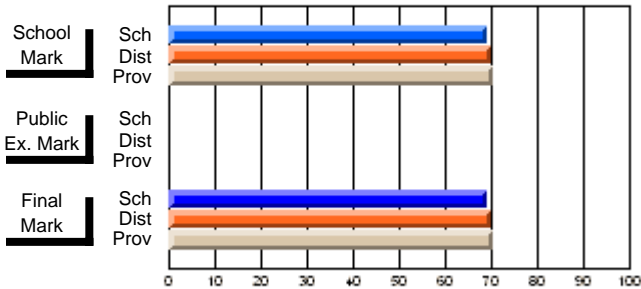
Grades: 7-12

Subject: Technology Education

Course: COMPUTER TECHNOLOGY 3200											
# students in course: 25											
	School Mark	School vs District	School vs Province		Public Exam Mark	School vs District	School vs Province		Final Mark	School vs District	School vs Province
Average Score	68.9								68.9		
School	68.9								68.9		
District	69.9	q	q						69.9	q	q
Province	70.4								70.4		
Percent of Passes	92.0								92.0		
School	92.0								92.0		
District	91.3	p	p						91.3	p	p
Province	91.8								91.8		

Average Scores

Percent Passes



* Data from the High School Certification System. The results from supplementary courses are not reflected in these results. All students obtaining a score of 48 or 49 on the final mark, were adjusted to 50 and are reflected in the Final Mark column.

District 4 - Eastern

#464 - Crescent Collegiate, Blaketown

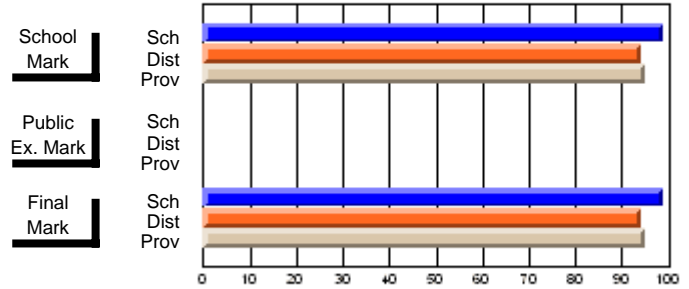
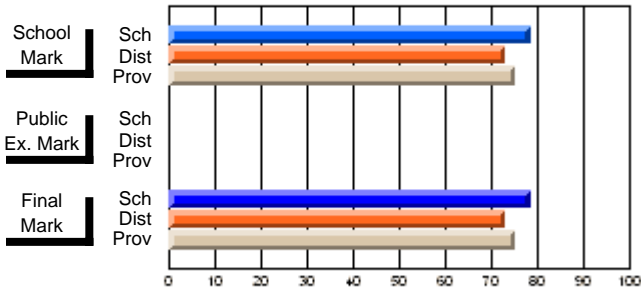
Grades: 7-12

Subject: Technology Education

Course: WEBMASTER 3224											
# students in course: 75											
		School Mark	School vs District	School vs Province	Public Exam Mark		School vs District	School vs Province	Final Mark	School vs District	School vs Province
Average Score		78.4							78.4		
School											
District		73.0	P	P					73.0	P	P
Province		75.2							75.2		
Percent of Passes		98.7							98.7		
School											
District		94.1	P	P					94.1	P	P
Province		94.9							94.9		

Average Scores

Percent Passes



* Data from the High School Certification System. The results from supplementary courses are not reflected in these results. All students obtaining a score of 48 or 49 on the final mark, were adjusted to 50 and are reflected in the Final Mark column.

District 4 - Eastern

#464 - Crescent Collegiate, Blaketown

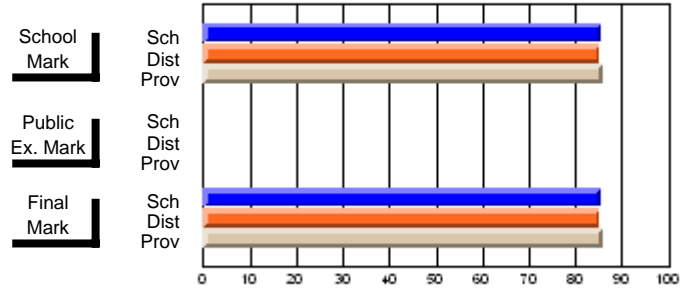
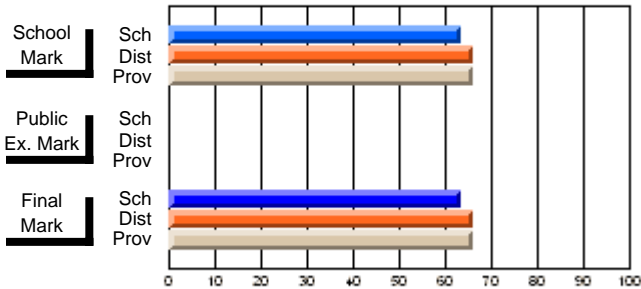
Grades: 7-12

Subject: Mathematics

Course: MATHEMATICS 1204														
# students in course: 90														
		School Mark	School vs District	School vs Province			Public Exam Mark	School vs District	School vs Province			Final Mark	School vs District	School vs Province
Average Score		63.5										63.5		
School		63.5										63.5		
District		66.1	q	q								66.1	q	q
Province		66.1										66.1		
Percent of Passes		85.6										85.6		
School		85.6										85.6		
District		85.2	p	q								85.2	p	q
Province		85.8										85.8		

Average Scores

Percent Passes



* Data from the High School Certification System. The results from supplementary courses are not reflected in these results. All students obtaining a score of 48 or 49 on the final mark, were adjusted to 50 and are reflected in the Final Mark column.

District 4 - Eastern

#464 - Crescent Collegiate, Blaketown

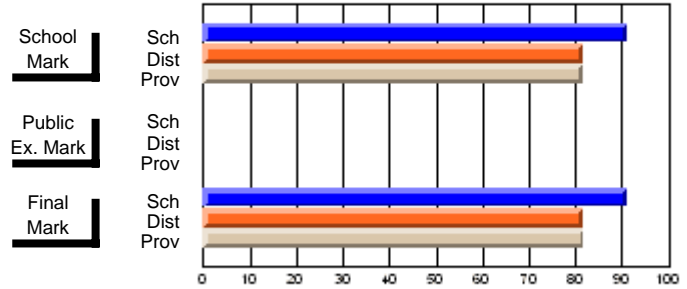
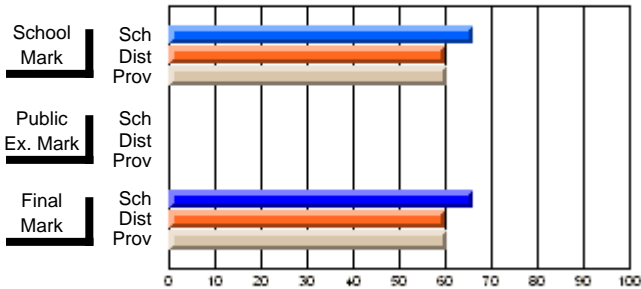
Grades: 7-12

Subject: Mathematics

Course: MATHEMATICS 1206									
# students in course: 34									
	School Mark	School vs District	School vs Province	Public Exam Mark	School vs District	School vs Province	Final Mark	School vs District	School vs Province
Average Score									
School	66.0						66.0		
District	60.1	P	P				60.1	P	P
Province	60.3						60.3		
Percent of Passes									
School	91.2						91.2		
District	81.5	P	P				81.6	P	P
Province	81.7						81.8		

Average Scores

Percent Passes



* Data from the High School Certification System. The results from supplementary courses are not reflected in these results. All students obtaining a score of 48 or 49 on the final mark, were adjusted to 50 and are reflected in the Final Mark column.

District 4 - Eastern

#464 - Crescent Collegiate, Blaketown

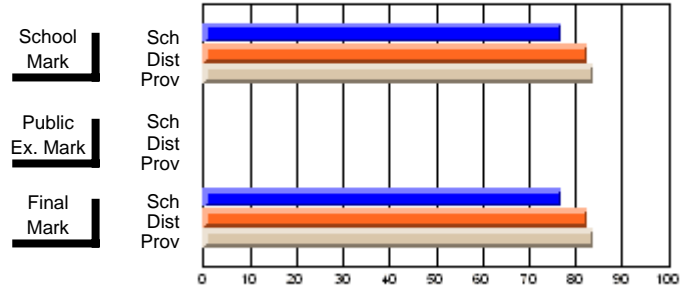
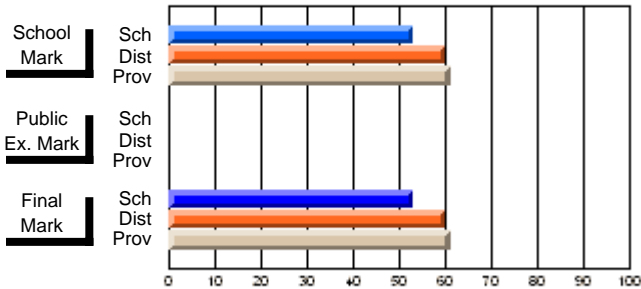
Grades: 7-12

Subject: Mathematics

Course: MATHEMATICS 2204														
# students in course: 35														
		School Mark	School vs District	School vs Province			Public Exam Mark	School vs District	School vs Province			Final Mark	School vs District	School vs Province
Average Score		53.0										53.0		
School		60.1	q	q								60.1	q	q
District		61.0										61.0		
Province														
Percent of Passes		77.1										77.1		
School		82.6	q	q								82.6	q	q
District		83.9										84.0		
Province														

Average Scores

Percent Passes



* Data from the High School Certification System. The results from supplementary courses are not reflected in these results. All students obtaining a score of 48 or 49 on the final mark, were adjusted to 50 and are reflected in the Final Mark column.

District 4 - Eastern

#464 - Crescent Collegiate, Blaketown

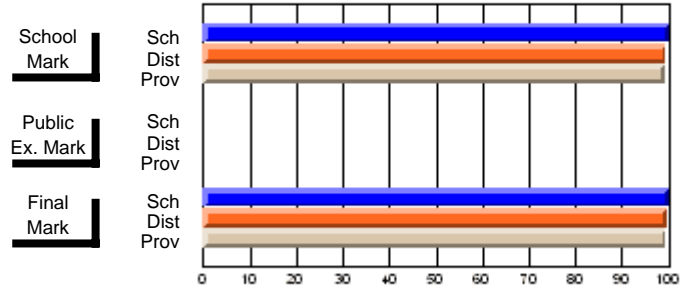
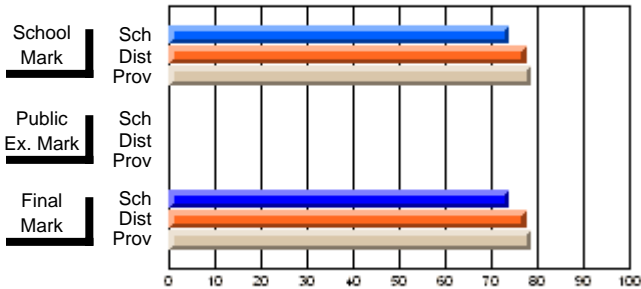
Grades: 7-12

Subject: Mathematics

Course: MATHEMATICS 2205											
# students in course: 31											
	School Mark	School vs District	School vs Province		Public Exam Mark	School vs District	School vs Province		Final Mark	School vs District	School vs Province
Average Score											
School	73.9								73.9		
District	77.5	q	q						77.5	q	q
Province	78.6								78.6		
Percent of Passes											
School	100.0								100.0		
District	99.4	p	p						99.5	p	p
Province	99.3								99.4		

Average Scores

Percent Passes



* Data from the High School Certification System. The results from supplementary courses are not reflected in these results. All students obtaining a score of 48 or 49 on the final mark, were adjusted to 50 and are reflected in the Final Mark column.

District 4 - Eastern

#464 - Crescent Collegiate, Blaketown

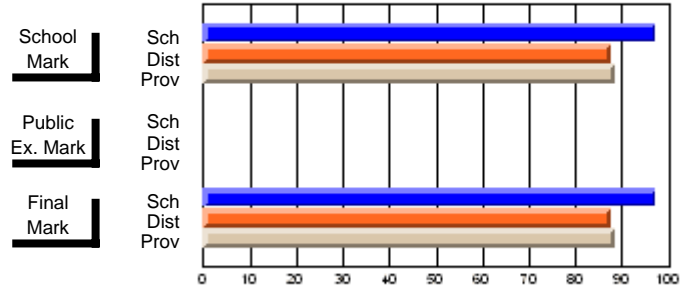
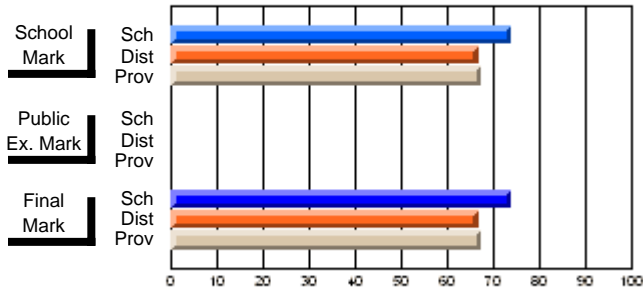
Grades: 7-12

Subject: Mathematics

Course: MATHEMATICS 3103											
# students in course: 37											
	School Mark	School vs District	School vs Province		Public Exam Mark	School vs District	School vs Province		Final Mark	School vs District	School vs Province
Average Score											
School	73.9								73.9		
District	66.7	P	P						66.7	P	P
Province	67.4								67.4		
Percent of Passes											
School	97.3								97.3		
District	87.6	P	P						87.6	P	P
Province	88.4								88.4		

Average Scores

Percent Passes



* Data from the High School Certification System. The results from supplementary courses are not reflected in these results. All students obtaining a score of 48 or 49 on the final mark, were adjusted to 50 and are reflected in the Final Mark column.

District 4 - Eastern

#464 - Crescent Collegiate, Blaketown

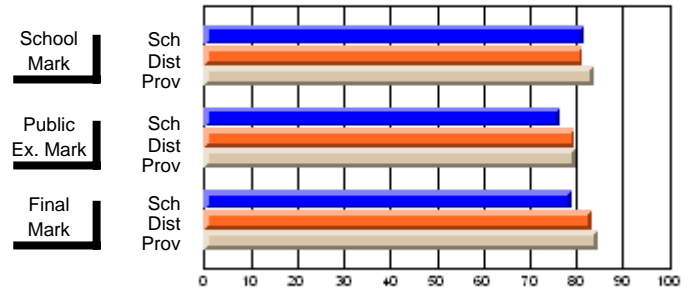
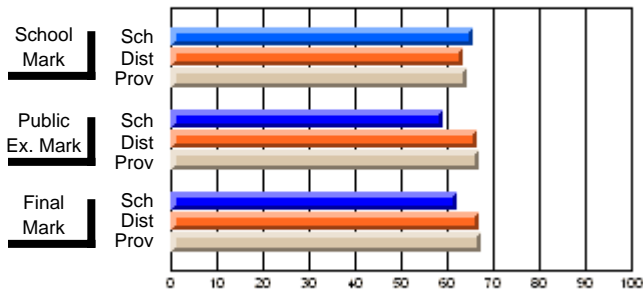
Grades: 7-12

Subject: Mathematics

Course: MATHEMATICS 3204									
# students in course: 38	School Mark	School vs District	School vs Province	Public Exam Mark	School vs District	School vs Province	Final Mark	School vs District	School vs Province
Average Score									
School	65.7			59.1			62.2		
District	63.5	P	P	66.7	q	q	66.9	q	q
Province	64.3			66.8			67.3		
Percent of Passes									
School	81.6			76.3			78.9		
District	81.4	P	q	79.6	q	q	83.3	q	q
Province	83.7			80.0			84.6		

Average Scores

Percent Passes



* Data from the High School Certification System. The results from supplementary courses are not reflected in these results. All students obtaining a score of 48 or 49 on the final mark, were adjusted to 50 and are reflected in the Final Mark column.

District 4 - Eastern

#464 - Crescent Collegiate, Blaketown

Grades: 7-12

Subject: Mathematics

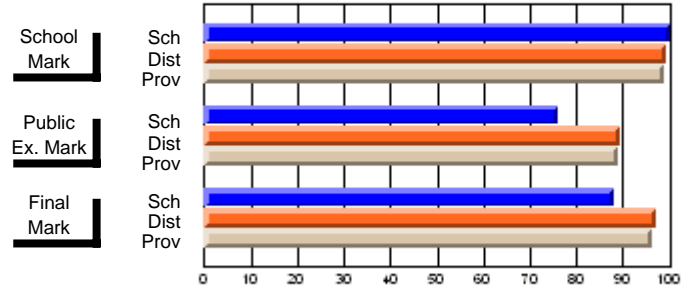
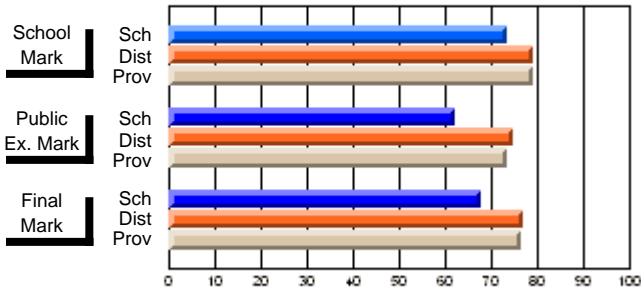
Course: MATHEMATICS 3205			
# students in course: 25			
	School Mark	School vs District	School vs Province
Average Score			
School	73.5		
District	79.1	q	q
Province	79.1		
Percent of Passes			
School	100.0		
District	99.3	p	p
Province	98.7		

	Public Exam Mark	School vs District	School vs Province
School	62.1		
District	74.6	q	q
Province	73.6		

	Final Mark	School vs District	School vs Province
School	67.6		
District	77.0	q	q
Province	76.4		

Average Scores

Percent Passes



* Data from the High School Certification System. The results from supplementary courses are not reflected in these results. All students obtaining a score of 48 or 49 on the final mark, were adjusted to 50 and are reflected in the Final Mark column.

District 4 - Eastern

#464 - Crescent Collegiate, Blaketown

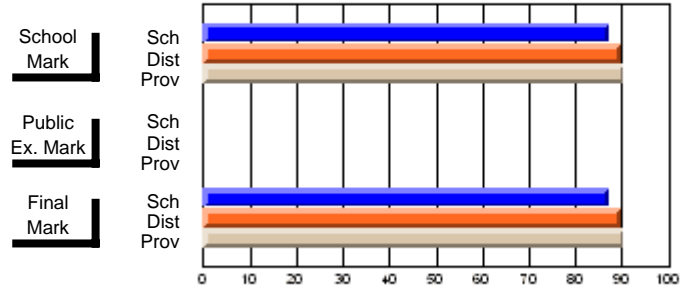
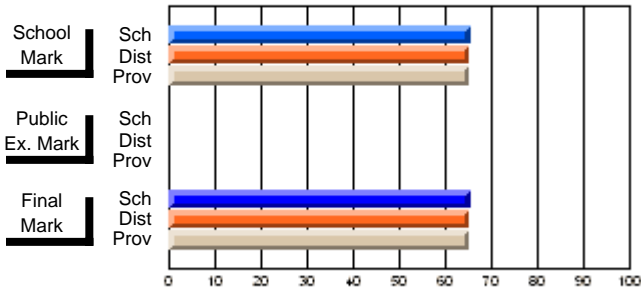
Grades: 7-12

Subject: Mathematics

Course: MATHEMATICS 3206											
# students in course: 39											
	School Mark	School vs District	School vs Province		Public Exam Mark	School vs District	School vs Province		Final Mark	School vs District	School vs Province
Average Score											
School	65.4								65.4		
District	65.3	P	P						65.3	P	P
Province	65.2								65.2		
Percent of Passes											
School	87.2								87.2		
District	89.7	q	q						89.7	q	q
Province	90.4								90.4		

Average Scores

Percent Passes



* Data from the High School Certification System. The results from supplementary courses are not reflected in these results. All students obtaining a score of 48 or 49 on the final mark, were adjusted to 50 and are reflected in the Final Mark column.

District 4 - Eastern

#464 - Crescent Collegiate, Blaketown

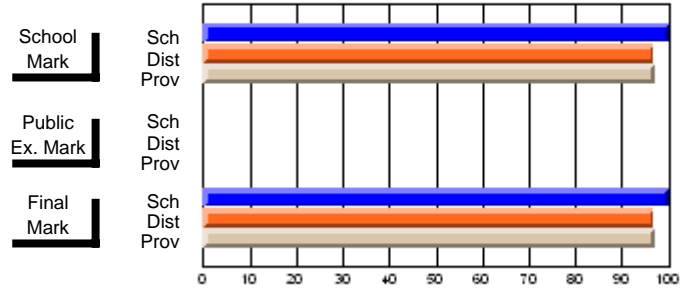
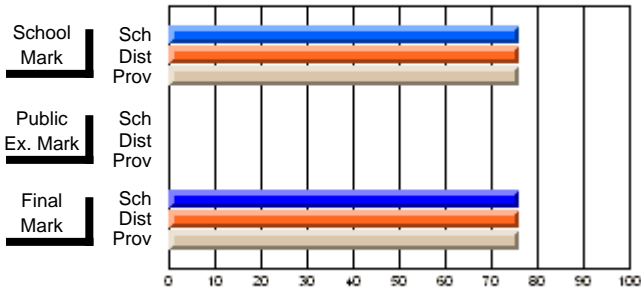
Grades: 7-12

Subject: Mathematics

Course: MATHEMATICS 3207														
# students in course: 9														
		School Mark	School vs District	School vs Province			Public Exam Mark	School vs District	School vs Province			Final Mark	School vs District	School vs Province
Average Score														
School		76.1										76.1		
District		76.0	P	Q								76.0	P	Q
Province		76.2										76.2		
Percent of Passes														
School		100.0										100.0		
District		96.8	P	P								96.8	P	P
Province		97.2										97.2		

Average Scores

Percent Passes



* Data from the High School Certification System. The results from supplementary courses are not reflected in these results. All students obtaining a score of 48 or 49 on the final mark, were adjusted to 50 and are reflected in the Final Mark column.

District 4 - Eastern

#464 - Crescent Collegiate, Blaketown

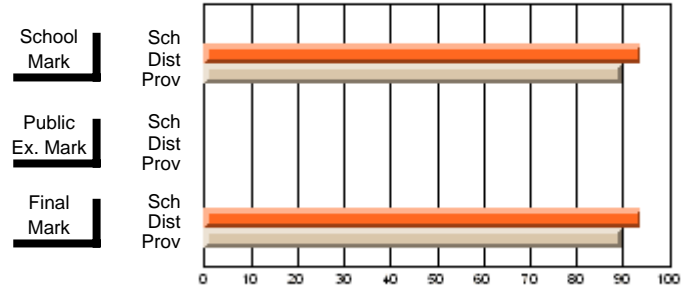
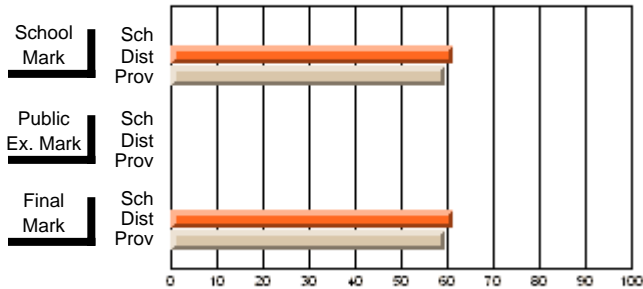
Grades: 7-12

Subject: Mathematics

Course: MATHEMATICS(M) 3266				School data has 5 or fewer students. Data withheld for reasons of confidentiality.					
# students in course: 1				Public Exam Mark			Final Mark		
	School Mark	School vs District	School vs Province	School vs District	School vs Province		School vs District	School vs Province	
Average Score									
School									
District	61.4	P	P			61.4	P	P	
Province	59.5					59.5			
Percent of Passes									
School									
District	93.8	P	P			93.8	P	P	
Province	89.7					89.7			

Average Scores

Percent Passes



* Data from the High School Certification System. The results from supplementary courses are not reflected in these results. All students obtaining a score of 48 or 49 on the final mark, were adjusted to 50 and are reflected in the Final Mark column.

District 4 - Eastern

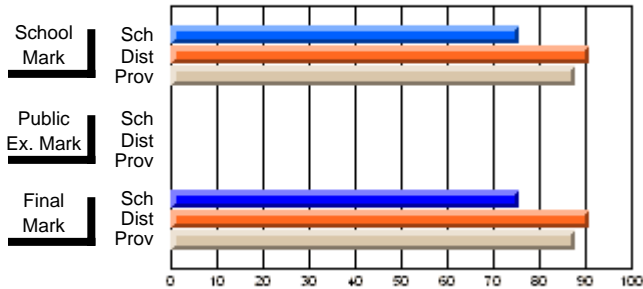
#464 - Crescent Collegiate, Blaketown

Grades: 7-12

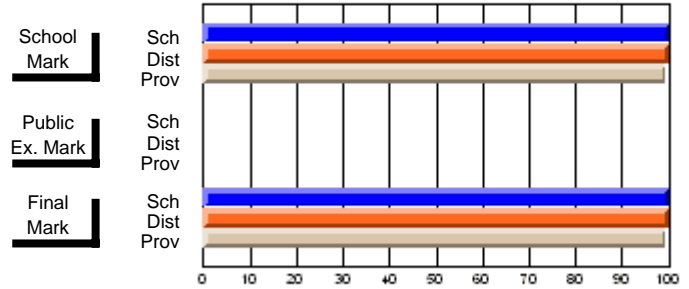
Subject: Music

Course: ENSEMBLE PERFORMANCE 1105														
# students in course: 24														
		School Mark	School vs District	School vs Province			Public Exam Mark	School vs District	School vs Province			Final Mark	School vs District	School vs Province
Average Score														
School		75.7										75.7		
District		90.7	q	q								90.7	q	q
Province		87.6										87.6		
Percent of Passes														
School		100.0										100.0		
District		100.0	p	p								100.0	p	p
Province		99.4										99.4		

Average Scores



Percent Passes



* Data from the High School Certification System. The results from supplementary courses are not reflected in these results. All students obtaining a score of 48 or 49 on the final mark, were adjusted to 50 and are reflected in the Final Mark column.

District 4 - Eastern

#464 - Crescent Collegiate, Blaketown

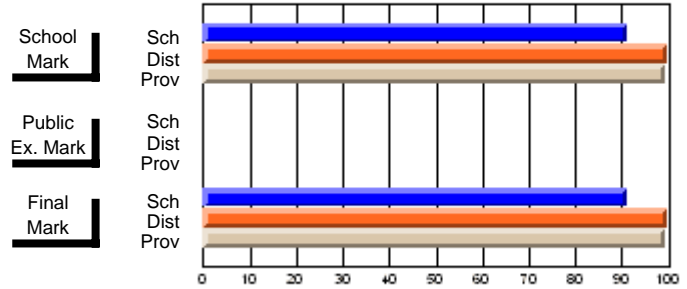
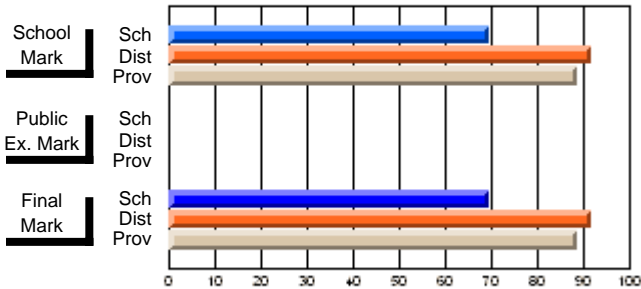
Grades: 7-12

Subject: Music

Course: ENSEMBLE PERFORMANCE 2105														
# students in course: 11														
		School Mark	School vs District	School vs Province			Public Exam Mark	School vs District	School vs Province			Final Mark	School vs District	School vs Province
Average Score		69.5										69.5		
School		91.5	q	q								91.5	q	q
District		88.7										88.7		
Province														
Percent of Passes		90.9										90.9		
School		99.7	q	q								99.7	q	q
District		99.2										99.2		
Province														

Average Scores

Percent Passes



* Data from the High School Certification System. The results from supplementary courses are not reflected in these results. All students obtaining a score of 48 or 49 on the final mark, were adjusted to 50 and are reflected in the Final Mark column.

District 4 - Eastern

#464 - Crescent Collegiate, Blaketown

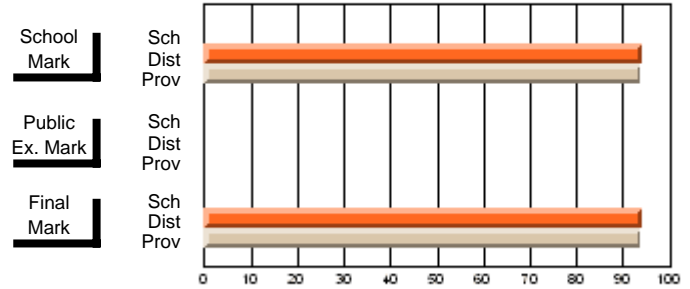
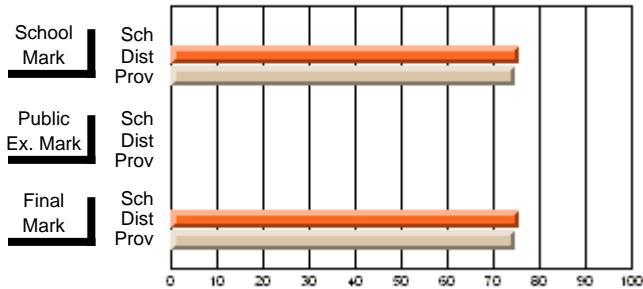
Grades: 7-12

Subject: Music

Course: EXPERIENCING MUSIC 2200				School data has 5 or fewer students. Data withheld for reasons of confidentiality.										
# students in course: 2														
		School Mark	School vs District	School vs Province			Public Exam Mark	School vs District	School vs Province			Final Mark	School vs District	School vs Province
Average Score														
School														
District		75.6	P	P								75.6	P	P
Province		74.8										74.8		
Percent of Passes														
School														
District		94.0	P	P								94.0	P	P
Province		93.9										93.9		

Average Scores

Percent Passes



* Data from the High School Certification System. The results from supplementary courses are not reflected in these results. All students obtaining a score of 48 or 49 on the final mark, were adjusted to 50 and are reflected in the Final Mark column.

District 4 - Eastern

#464 - Crescent Collegiate, Blaketown

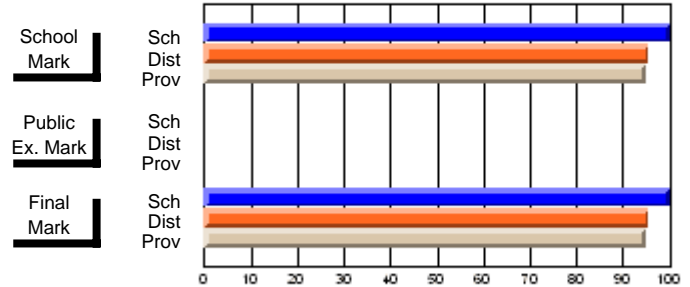
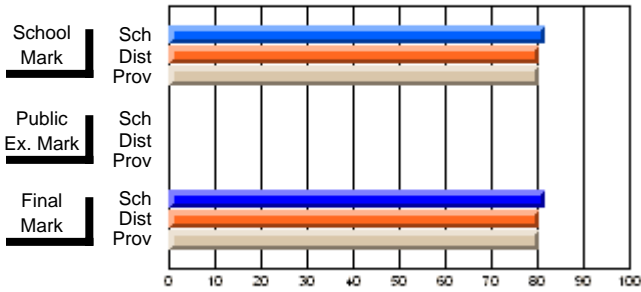
Grades: 7-12

Subject: Music

Course: APPLIED MUSIC 2206											
# students in course: 58											
	School Mark	School vs District	School vs Province		Public Exam Mark	School vs District	School vs Province		Final Mark	School vs District	School vs Province
Average Score	81.8								81.8		
School	81.8								81.8		
District	80.4	P	P						80.4	P	P
Province	80.2								80.2		
Percent of Passes	100.0								100.0		
School	100.0								100.0		
District	95.6	P	P						95.6	P	P
Province	94.8								94.8		

Average Scores

Percent Passes



* Data from the High School Certification System. The results from supplementary courses are not reflected in these results. All students obtaining a score of 48 or 49 on the final mark, were adjusted to 50 and are reflected in the Final Mark column.

District 4 - Eastern

#464 - Crescent Collegiate, Blaketown

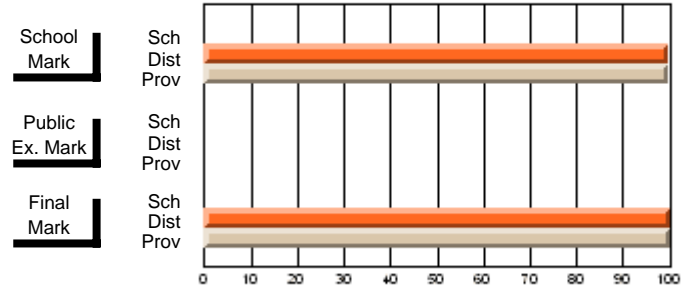
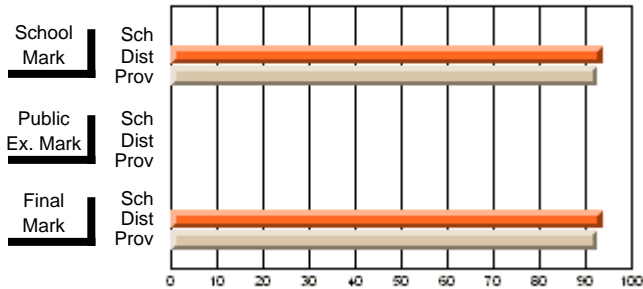
Grades: 7-12

Subject: Music

Course: ENSEMBLE PERFORMANCE 3105				School data has 5 or fewer students. Data withheld for reasons of confidentiality.					
# students in course: 1									
	School Mark	School vs District	School vs Province	Public Exam Mark	School vs District	School vs Province	Final Mark	School vs District	School vs Province
Average Score									
School									
District	93.6	q	q				93.6	q	q
Province	92.4						92.4		
Percent of Passes									
School									
District	99.6	p	p				100.0	p	p
Province	99.8						100.0		

Average Scores

Percent Passes



* Data from the High School Certification System. The results from supplementary courses are not reflected in these results. All students obtaining a score of 48 or 49 on the final mark, were adjusted to 50 and are reflected in the Final Mark column.

District 4 - Eastern

#464 - Crescent Collegiate, Blaketown

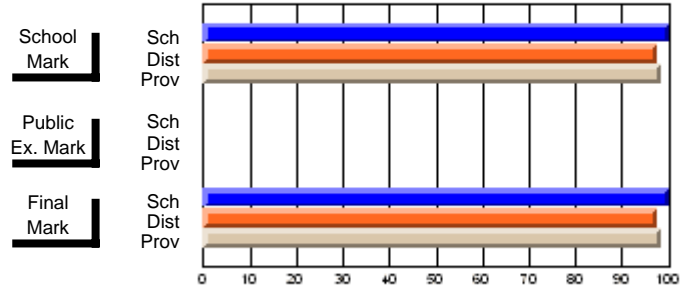
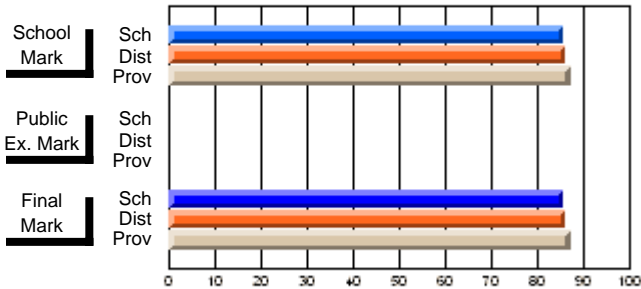
Grades: 7-12

Subject: Music

Course: APPLIED MUSIC 3206											
# students in course: 9											
	School Mark	School vs District	School vs Province		Public Exam Mark	School vs District	School vs Province		Final Mark	School vs District	School vs Province
Average Score											
School	85.4								85.4		
District	85.9	q	q						85.9	q	q
Province	87.1								87.1		
Percent of Passes											
School	100.0								100.0		
District	97.5	p	p						97.5	p	p
Province	98.3								98.3		

Average Scores

Percent Passes



* Data from the High School Certification System. The results from supplementary courses are not reflected in these results. All students obtaining a score of 48 or 49 on the final mark, were adjusted to 50 and are reflected in the Final Mark column.

District 4 - Eastern

#464 - Crescent Collegiate, Blaketown

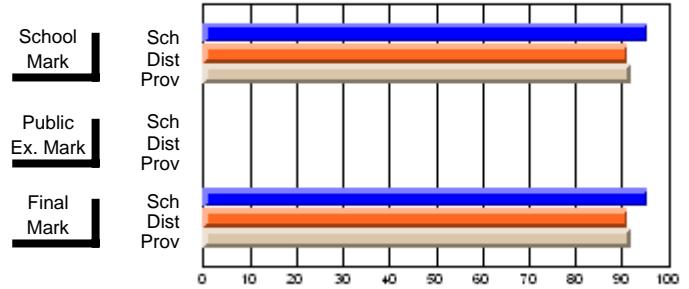
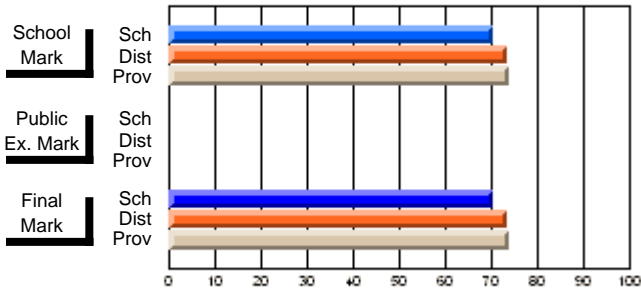
Grades: 7-12

Subject: Physical Education

Course: HEALTHY LIVING 1200														
# students in course: 90														
		School Mark	School vs District	School vs Province			Public Exam Mark	School vs District	School vs Province			Final Mark	School vs District	School vs Province
Average Score														
School		70.5										70.5		
District		73.3	q	q								73.3	q	q
Province		74.0										74.0		
Percent of Passes														
School		95.6										95.6		
District		91.3	p	p								91.3	p	p
Province		91.8										91.8		

Average Scores

Percent Passes



* Data from the High School Certification System. The results from supplementary courses are not reflected in these results. All students obtaining a score of 48 or 49 on the final mark, were adjusted to 50 and are reflected in the Final Mark column.

District 4 - Eastern

#464 - Crescent Collegiate, Blaketown

Grades: 7-12

Subject: Physical Education

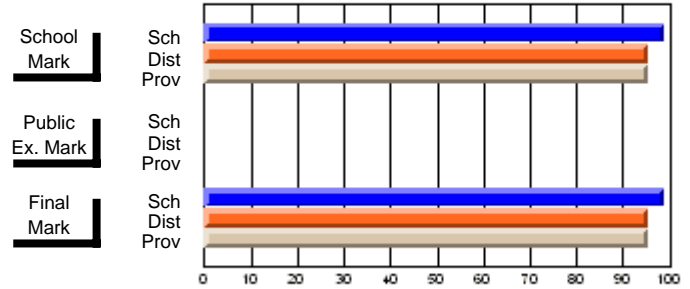
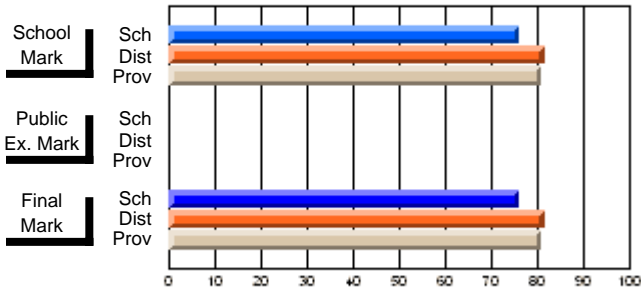
Course: PHYSICAL EDUCATION 2100

students in course: 87

	School Mark	School vs District	School vs Province	Public Exam Mark	School vs District	School vs Province	Final Mark	School vs District	School vs Province
Average Score									
School	75.9						75.9		
District	81.5	q	q				81.5	q	q
Province	80.7						80.7		
Percent of Passes									
School	98.9						98.9		
District	95.5	p	p				95.5	p	p
Province	95.2						95.2		

Average Scores

Percent Passes



* Data from the High School Certification System. The results from supplementary courses are not reflected in these results. All students obtaining a score of 48 or 49 on the final mark, were adjusted to 50 and are reflected in the Final Mark column.

District 4 - Eastern

#464 - Crescent Collegiate, Blaketown

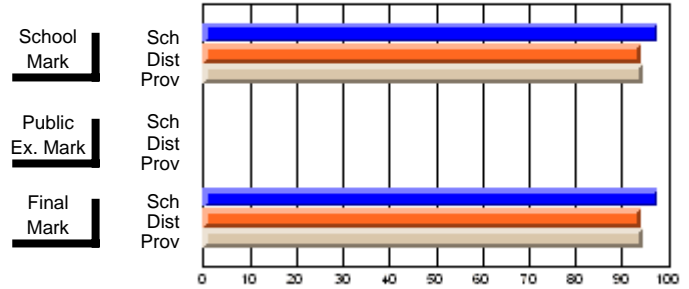
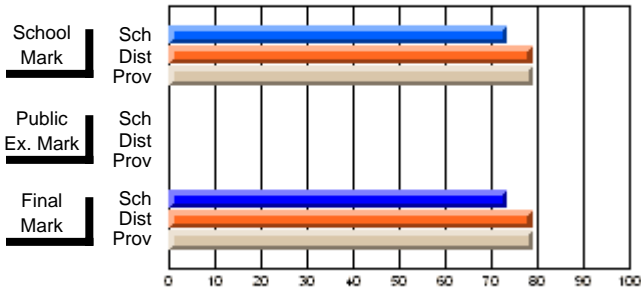
Grades: 7-12

Subject: Physical Education

Course: PHYSICAL EDUCATION 2101														
# students in course: 86														
		School Mark	School vs District	School vs Province			Public Exam Mark	School vs District	School vs Province			Final Mark	School vs District	School vs Province
Average Score		73.3										73.3		
School		73.3										73.3		
District		78.8	q	q								78.8	q	q
Province		79.0										79.0		
Percent of Passes		97.7										97.7		
School		97.7										97.7		
District		94.1	p	p								94.1	p	p
Province		94.4										94.4		

Average Scores

Percent Passes



* Data from the High School Certification System. The results from supplementary courses are not reflected in these results. All students obtaining a score of 48 or 49 on the final mark, were adjusted to 50 and are reflected in the Final Mark column.

District 4 - Eastern

#464 - Crescent Collegiate, Blaketown

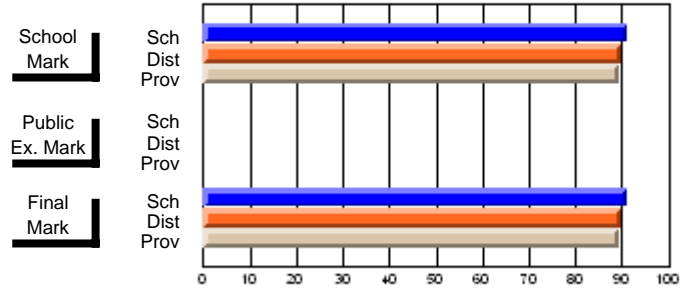
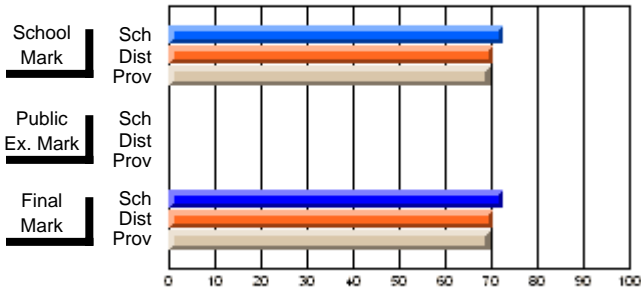
Grades: 7-12

Subject: Religious Education

Course: ETHICAL ISSUES 1104									
# students in course: 57									
	School Mark	School vs District	School vs Province	Public Exam Mark	School vs District	School vs Province	Final Mark	School vs District	School vs Province
Average Score									
School	72.4						72.4		
District	70.4	P	P				70.4	P	P
Province	69.7						69.7		
Percent of Passes									
School	91.2						91.2		
District	89.9	P	P				89.9	P	P
Province	89.3						89.3		

Average Scores

Percent Passes



* Data from the High School Certification System. The results from supplementary courses are not reflected in these results. All students obtaining a score of 48 or 49 on the final mark, were adjusted to 50 and are reflected in the Final Mark column.

District 4 - Eastern

#464 - Crescent Collegiate, Blaketown

Grades: 7-12

Subject: Religious Education

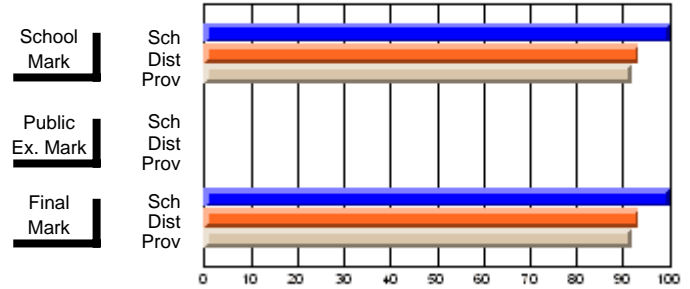
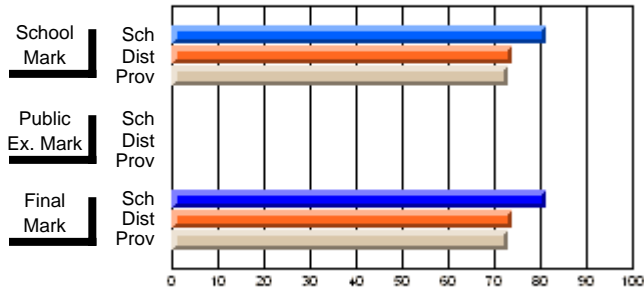
Course: WORLD RELIGION 3106

students in course: 18

	School Mark	School vs District	School vs Province	Public Exam Mark	School vs District	School vs Province	Final Mark	School vs District	School vs Province
Average Score									
School	81.4						81.4		
District	73.7	P	P				73.7	P	P
Province	73.0						73.0		
Percent of Passes									
School	100.0						100.0		
District	93.4	P	P				93.4	P	P
Province	91.8						91.8		

Average Scores

Percent Passes



* Data from the High School Certification System. The results from supplementary courses are not reflected in these results. All students obtaining a score of 48 or 49 on the final mark, were adjusted to 50 and are reflected in the Final Mark column.

District 4 - Eastern

#464 - Crescent Collegiate, Blaketown

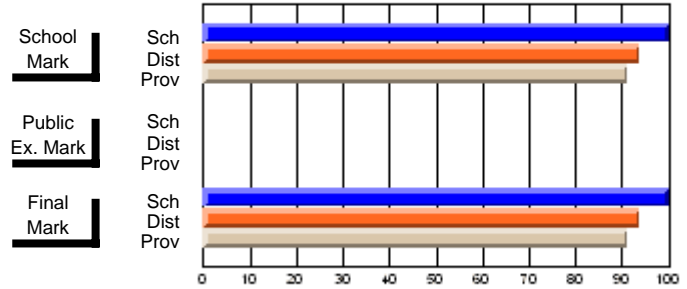
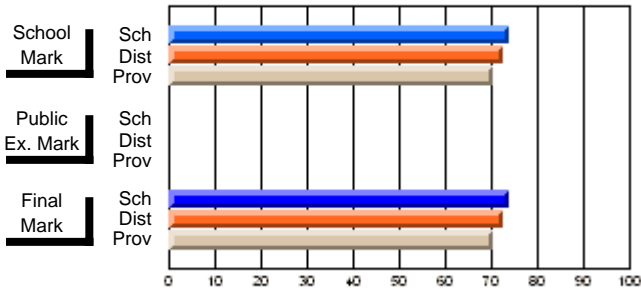
Grades: 7-12

Subject: Social Studies

Course: CANADIAN HISTORY 1201											
# students in course: 13											
	School Mark	School vs District	School vs Province		Public Exam Mark	School vs District	School vs Province		Final Mark	School vs District	School vs Province
Average Score											
School	73.9								73.9		
District	72.6	P	P						72.6	P	P
Province	70.5								70.5		
Percent of Passes											
School	100.0								100.0		
District	93.8	P	P						93.8	P	P
Province	91.3								91.3		

Average Scores

Percent Passes



* Data from the High School Certification System. The results from supplementary courses are not reflected in these results. All students obtaining a score of 48 or 49 on the final mark, were adjusted to 50 and are reflected in the Final Mark column.

District 4 - Eastern

#464 - Crescent Collegiate, Blaketown

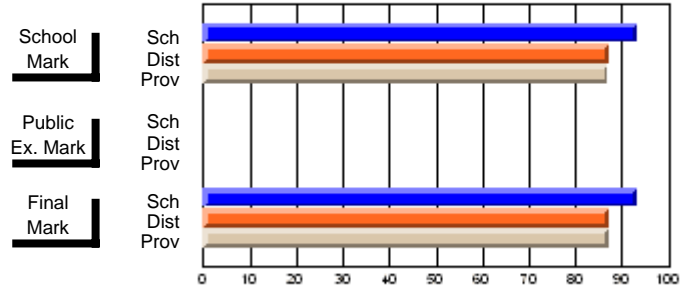
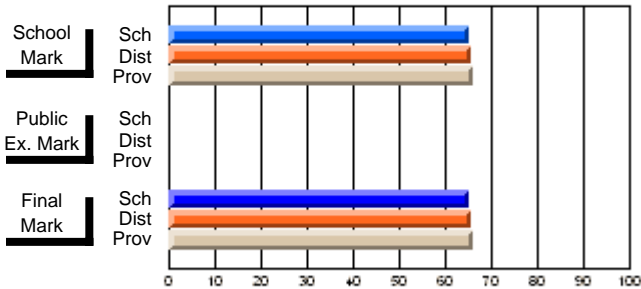
Grades: 7-12

Subject: Social Studies

Course: CANADIAN GEOGRAPHY 1202														
# students in course: 90														
		School Mark	School vs District	School vs Province			Public Exam Mark	School vs District	School vs Province			Final Mark	School vs District	School vs Province
Average Score														
School		65.1										65.1		
District		65.6	q	q								65.6	q	q
Province		66.0										66.0		
Percent of Passes														
School		93.3										93.3		
District		87.3	p	p								87.3	p	p
Province		87.0										87.1		

Average Scores

Percent Passes



* Data from the High School Certification System. The results from supplementary courses are not reflected in these results. All students obtaining a score of 48 or 49 on the final mark, were adjusted to 50 and are reflected in the Final Mark column.

District 4 - Eastern

#464 - Crescent Collegiate, Blaketown

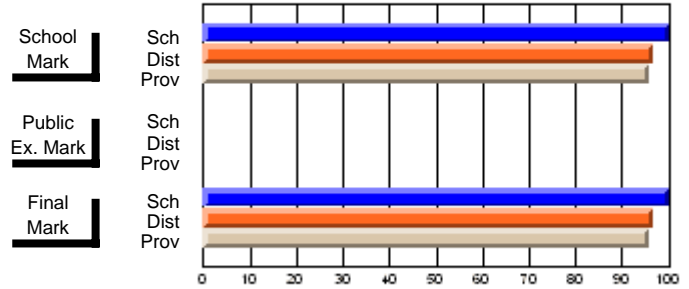
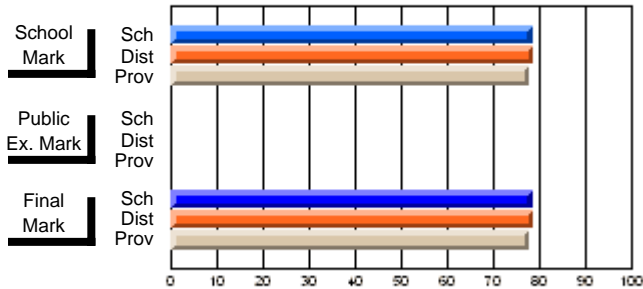
Grades: 7-12

Subject: Social Studies

Course: HISTOIRE DU CANADA 1231											
# students in course: 15											
	School Mark	School vs District	School vs Province		Public Exam Mark	School vs District	School vs Province		Final Mark	School vs District	School vs Province
Average Score											
School	78.4								78.4		
District	78.7	q	P						78.7	q	P
Province	77.8								77.8		
Percent of Passes											
School	100.0								100.0		
District	96.7	P	P						96.7	P	P
Province	95.7								95.7		

Average Scores

Percent Passes



* Data from the High School Certification System. The results from supplementary courses are not reflected in these results. All students obtaining a score of 48 or 49 on the final mark, were adjusted to 50 and are reflected in the Final Mark column.

District 4 - Eastern

#464 - Crescent Collegiate, Blaketown

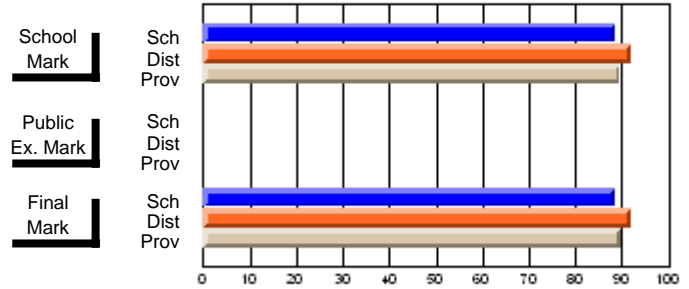
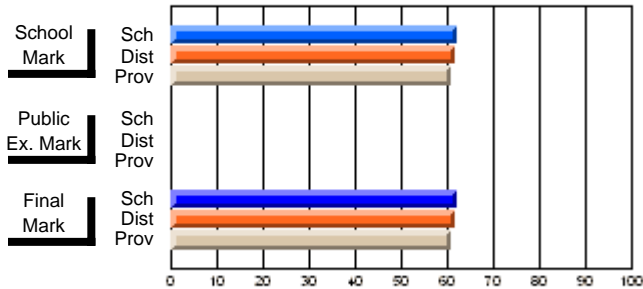
Grades: 7-12

Subject: Social Studies

Course: WORLD GEOGRAPHY 3200											
# students in course: 35											
	School Mark	School vs District	School vs Province		Public Exam Mark	School vs District	School vs Province		Final Mark	School vs District	School vs Province
Average Score											
School	62.1								62.1		
District	61.7	P	P						61.7	P	P
Province	60.9								60.9		
Percent of Passes											
School	88.6								88.6		
District	91.8	q	q						91.9	q	q
Province	89.5								89.7		

Average Scores

Percent Passes



* Data from the High School Certification System. The results from supplementary courses are not reflected in these results. All students obtaining a score of 48 or 49 on the final mark, were adjusted to 50 and are reflected in the Final Mark column.

District 4 - Eastern

#464 - Crescent Collegiate, Blaketown

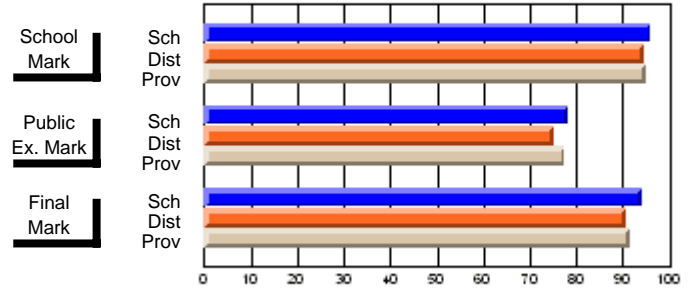
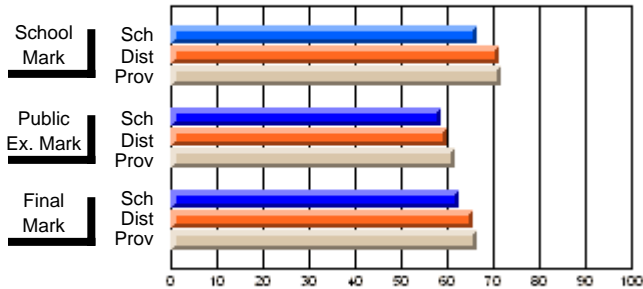
Grades: 7-12

Subject: Social Studies

Course: WORLD GEOGRAPHY 3202											
# students in course: 50											
	School Mark	School vs District	School vs Province		Public Exam Mark	School vs District	School vs Province		Final Mark	School vs District	School vs Province
Average Score											
School	66.3				58.6				62.7		
District	71.2	q	q		60.1	q	q		65.5	q	q
Province	71.7				61.6				66.5		
Percent of Passes											
School	96.0				78.0				94.0		
District	94.4	p	p		75.0	p	p		90.5	p	p
Province	95.0				77.5				91.6		

Average Scores

Percent Passes



* Data from the High School Certification System. The results from supplementary courses are not reflected in these results. All students obtaining a score of 48 or 49 on the final mark, were adjusted to 50 and are reflected in the Final Mark column.

District 4 - Eastern

#464 - Crescent Collegiate, Blaketown

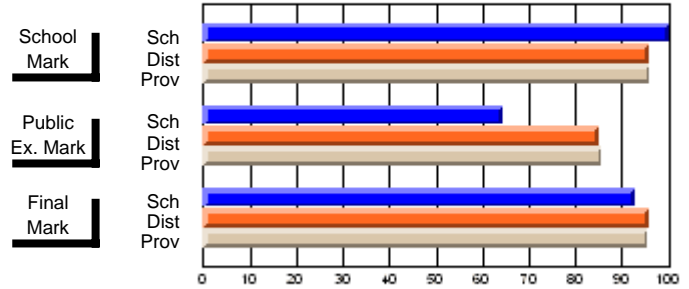
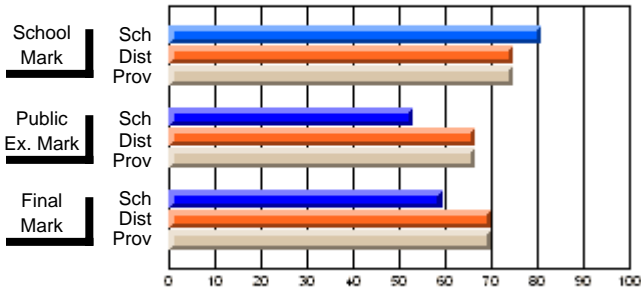
Grades: 7-12

Subject: Social Studies

Course: HISTOIRE MONDIALE 3231									
# students in course: 14									
	School Mark	School vs District	School vs Province	Public Exam Mark	School vs District	School vs Province	Final Mark	School vs District	School vs Province
Average Score									
School	80.8			53.0			59.3		
District	74.8	P	P	66.5	q	q	70.1	q	q
Province	74.6			66.5			70.0		
Percent of Passes									
School	100.0			64.3			92.9		
District	95.9	P	P	85.1	q	q	95.7	q	q
Province	96.0			85.7			95.6		

Average Scores

Percent Passes



* Data from the High School Certification System. The results from supplementary courses are not reflected in these results. All students obtaining a score of 48 or 49 on the final mark, were adjusted to 50 and are reflected in the Final Mark column.

District 4 - Eastern

#464 - Crescent Collegiate, Blaketown

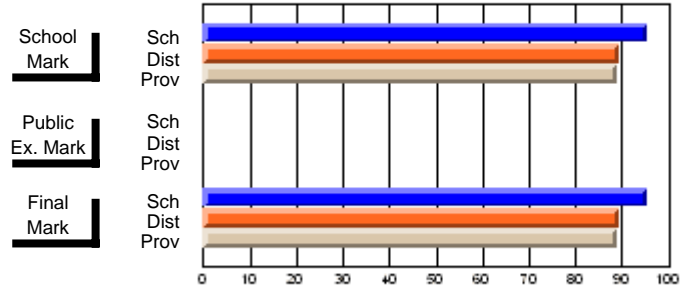
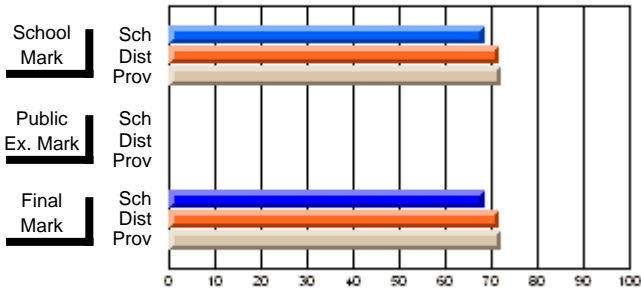
Grades: 7-12

Subject: Guidance

Course: CAREER DEVELOPMENT 2201														
# students in course: 65														
		School Mark	School vs District	School vs Province			Public Exam Mark	School vs District	School vs Province			Final Mark	School vs District	School vs Province
Average Score		68.5										68.5		
School		71.8	q	q								71.8	q	q
District		72.2										72.2		
Province														
Percent of Passes		95.4										95.4		
School		89.2	p	p								89.2	p	p
District		88.9										88.9		
Province														

Average Scores

Percent Passes



* Data from the High School Certification System. The results from supplementary courses are not reflected in these results. All students obtaining a score of 48 or 49 on the final mark, were adjusted to 50 and are reflected in the Final Mark column.

District 4 - Eastern

#464 - Crescent Collegiate, Blaketown

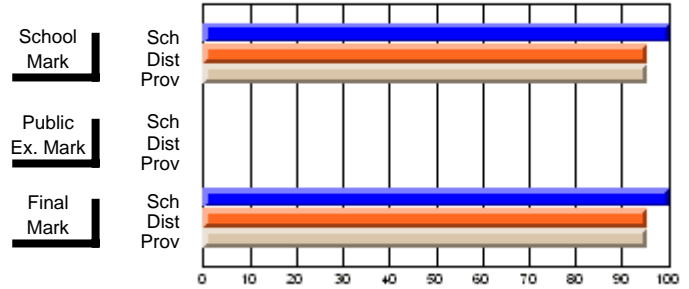
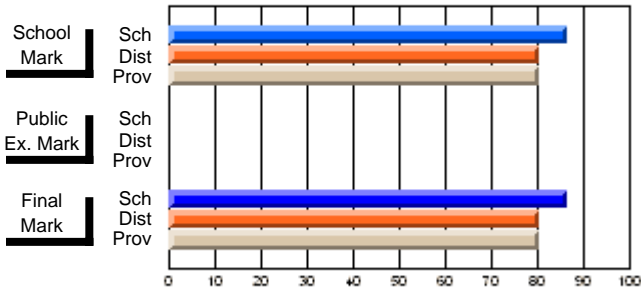
Grades: 7-12

Subject: Guidance

Course: CARRIERE ET VIE 2231									
# students in course: 16									
	School Mark	School vs District	School vs Province	Public Exam Mark	School vs District	School vs Province	Final Mark	School vs District	School vs Province
Average Score									
School	86.4						86.4		
District	80.4	P	P				80.4	P	P
Province	80.3						80.3		
Percent of Passes									
School	100.0						100.0		
District	95.2	P	P				95.2	P	P
Province	95.4						95.4		

Average Scores

Percent Passes



* Data from the High School Certification System. The results from supplementary courses are not reflected in these results. All students obtaining a score of 48 or 49 on the final mark, were adjusted to 50 and are reflected in the Final Mark column.

District 4 - Eastern

#464 - Crescent Collegiate, Blaketown

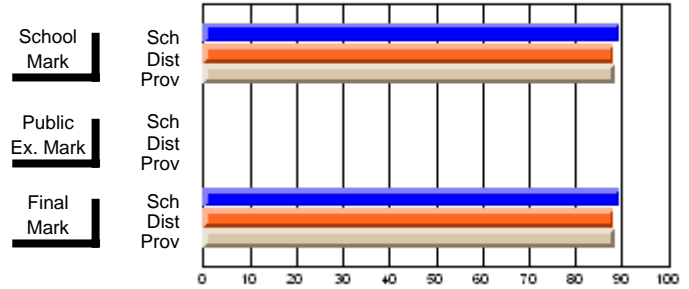
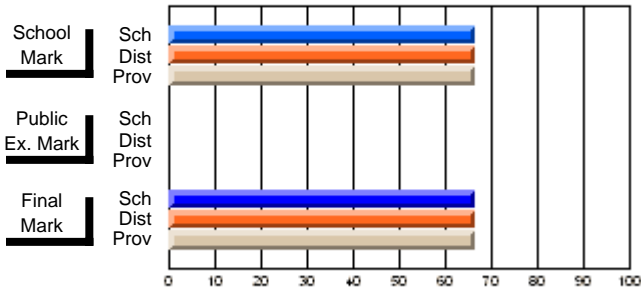
Grades: 7-12

Subject: Science

Course: SCIENCE 1206														
# students in course: 86														
		School Mark	School vs District	School vs Province			Public Exam Mark	School vs District	School vs Province			Final Mark	School vs District	School vs Province
Average Score														
School		66.4										66.4		
District		66.4	P	Q								66.4	P	Q
Province		66.4										66.4		
Percent of Passes														
School		89.5										89.5		
District		88.2	P	P								88.2	P	P
Province		88.5										88.5		

Average Scores

Percent Passes



* Data from the High School Certification System. The results from supplementary courses are not reflected in these results. All students obtaining a score of 48 or 49 on the final mark, were adjusted to 50 and are reflected in the Final Mark column.

District 4 - Eastern

#464 - Crescent Collegiate, Blaketown

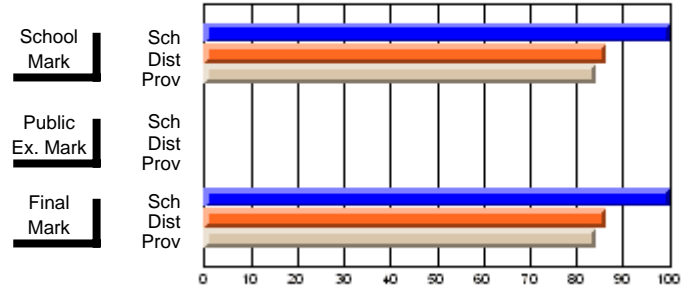
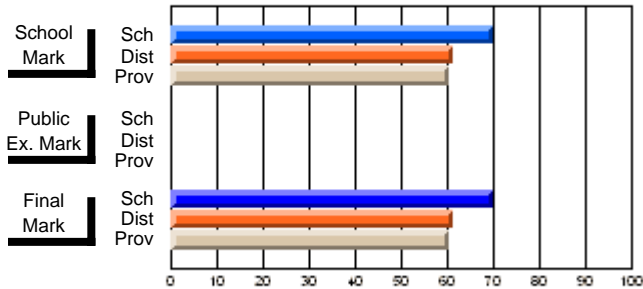
Grades: 7-12

Subject: Science

Course: SCIENCE 2200											
# students in course: 28											
	School Mark	School vs District	School vs Province		Public Exam Mark	School vs District	School vs Province		Final Mark	School vs District	School vs Province
Average Score	70.0								70.0		
School	61.4	P	P						61.4	P	P
District	60.3								60.3		
Province											
Percent of Passes	100.0								100.0		
School	86.2	P	P						86.2	P	P
District	84.3								84.3		
Province											

Average Scores

Percent Passes



* Data from the High School Certification System. The results from supplementary courses are not reflected in these results. All students obtaining a score of 48 or 49 on the final mark, were adjusted to 50 and are reflected in the Final Mark column.

District 4 - Eastern

#464 - Crescent Collegiate, Blaketown

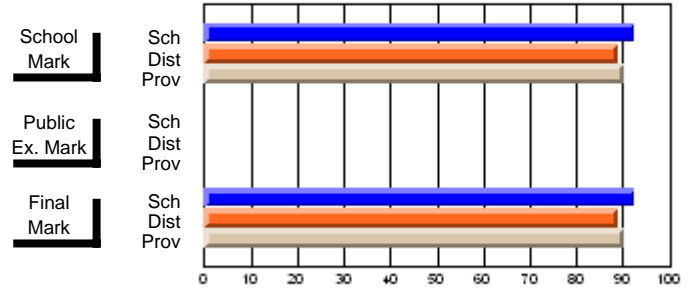
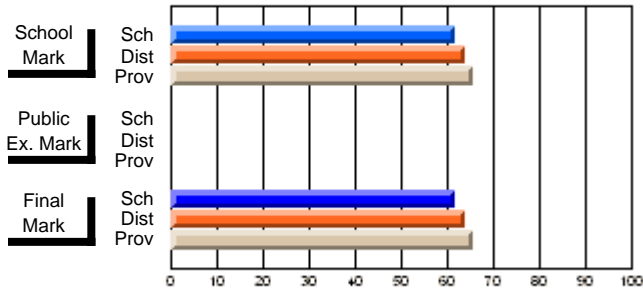
Grades: 7-12

Subject: Science

Course: BIOLOGY 2201											
# students in course: 27											
	School Mark	School vs District	School vs Province		Public Exam Mark	School vs District	School vs Province		Final Mark	School vs District	School vs Province
Average Score											
School	61.7								61.7		
District	63.9	q	q						63.9	q	q
Province	65.5								65.5		
Percent of Passes											
School	92.6								92.6		
District	89.0	p	p						89.0	p	p
Province	90.1								90.1		

Average Scores

Percent Passes



* Data from the High School Certification System. The results from supplementary courses are not reflected in these results. All students obtaining a score of 48 or 49 on the final mark, were adjusted to 50 and are reflected in the Final Mark column.

District 4 - Eastern

#464 - Crescent Collegiate, Blaketown

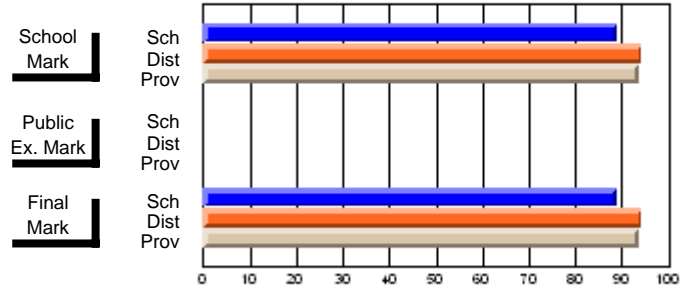
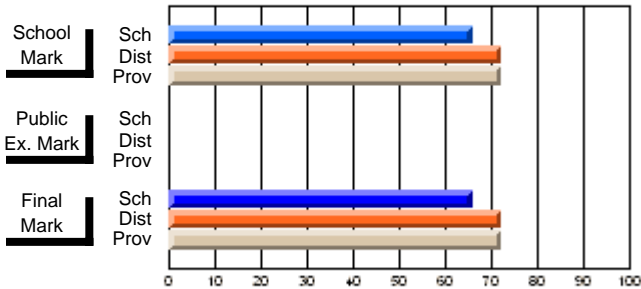
Grades: 7-12

Subject: Science

Course: CHEMISTRY 2202											
# students in course: 63											
	School Mark	School vs District	School vs Province		Public Exam Mark	School vs District	School vs Province		Final Mark	School vs District	School vs Province
Average Score											
School	65.8								65.8		
District	72.3	q	q						72.3	q	q
Province	72.3								72.3		
Percent of Passes											
School	88.9								88.9		
District	94.3	q	q						94.3	q	q
Province	93.6								93.7		

Average Scores

Percent Passes



* Data from the High School Certification System. The results from supplementary courses are not reflected in these results. All students obtaining a score of 48 or 49 on the final mark, were adjusted to 50 and are reflected in the Final Mark column.

District 4 - Eastern

#464 - Crescent Collegiate, Blaketown

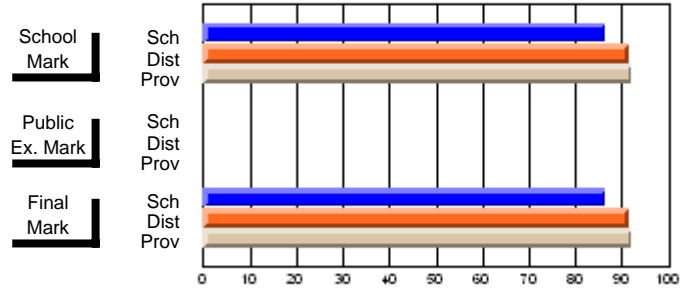
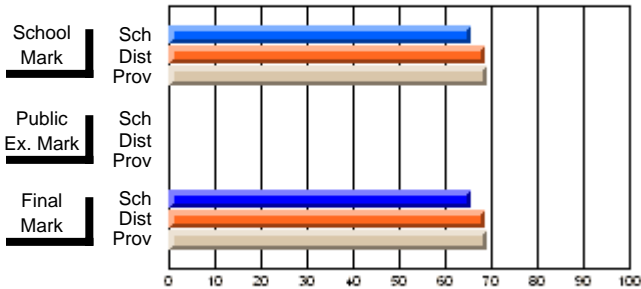
Grades: 7-12

Subject: Science

Course: PHYSICS 2204											
# students in course: 37											
	School Mark	School vs District	School vs Province		Public Exam Mark	School vs District	School vs Province		Final Mark	School vs District	School vs Province
Average Score											
School	65.8								65.8		
District	68.7	q	q						68.7	q	q
Province	69.1								69.1		
Percent of Passes											
School	86.5								86.5		
District	91.4	q	q						91.4	q	q
Province	92.1								92.1		

Average Scores

Percent Passes



* Data from the High School Certification System. The results from supplementary courses are not reflected in these results. All students obtaining a score of 48 or 49 on the final mark, were adjusted to 50 and are reflected in the Final Mark column.

District 4 - Eastern

#464 - Crescent Collegiate, Blaketown

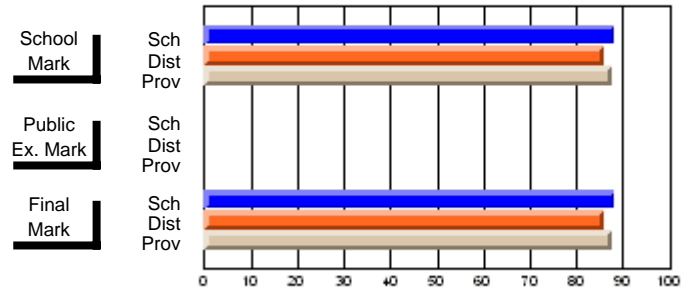
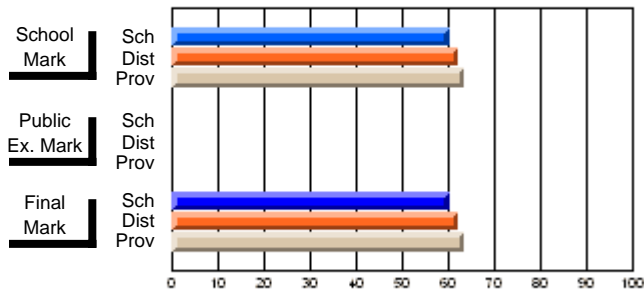
Grades: 7-12

Subject: Science

Course: SCIENCE 3200														
# students in course: 34														
		School Mark	School vs District	School vs Province			Public Exam Mark	School vs District	School vs Province			Final Mark	School vs District	School vs Province
Average Score														
School		60.2										60.2		
District		62.1	q	q								62.1	q	q
Province		63.4										63.4		
Percent of Passes														
School		88.2										88.2		
District		86.0	p	p								86.0	p	p
Province		87.7										87.7		

Average Scores

Percent Passes



* Data from the High School Certification System. The results from supplementary courses are not reflected in these results. All students obtaining a score of 48 or 49 on the final mark, were adjusted to 50 and are reflected in the Final Mark column.

District 4 - Eastern

#464 - Crescent Collegiate, Blaketown

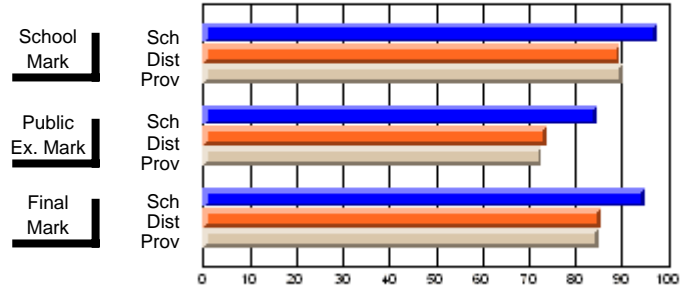
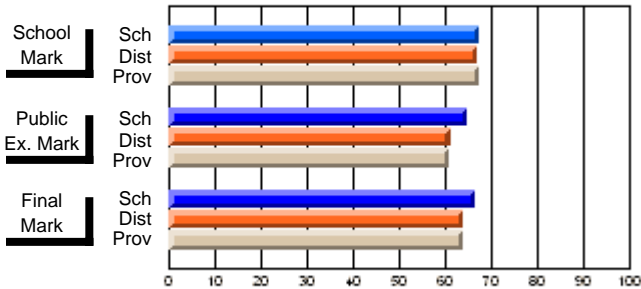
Grades: 7-12

Subject: Science

Course: BIOLOGY 3201											
# students in course: 39											
	School Mark	School vs District	School vs Province		Public Exam Mark	School vs District	School vs Province		Final Mark	School vs District	School vs Province
Average Score	67.5				64.7				66.4		
School	66.9	P	P		61.0	P	P		63.9	P	P
District	67.4				60.8				63.9		
Province											
Percent of Passes	97.4				84.6				94.9		
School	89.5	P	P		73.8	P	P		85.3	P	P
District	90.3				72.8				85.0		
Province											

Average Scores

Percent Passes



* Data from the High School Certification System. The results from supplementary courses are not reflected in these results. All students obtaining a score of 48 or 49 on the final mark, were adjusted to 50 and are reflected in the Final Mark column.

District 4 - Eastern

#464 - Crescent Collegiate, Blaketown

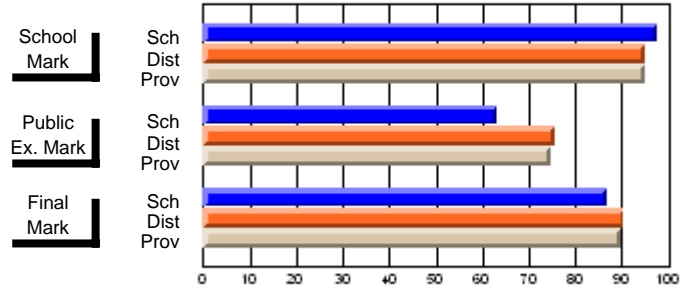
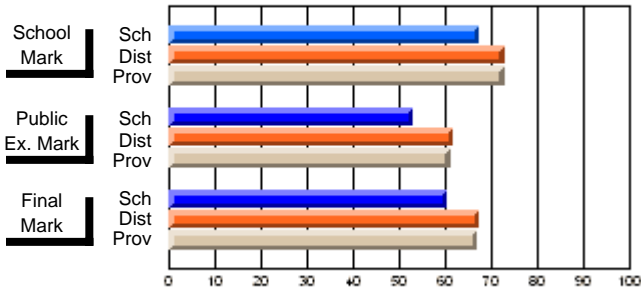
Grades: 7-12

Subject: Science

Course: CHEMISTRY 3202											
# students in course: 38											
	School Mark	School vs District	School vs Province		Public Exam Mark	School vs District	School vs Province		Final Mark	School vs District	School vs Province
Average Score											
School	67.5				52.9				60.5		
District	72.8	q	q		61.6	q	q		67.5	q	q
Province	72.8				61.1				67.1		
Percent of Passes											
School	97.4				63.2				86.8		
District	95.0	p	p		75.7	q	q		90.4	q	q
Province	95.0				74.6				89.8		

Average Scores

Percent Passes



* Data from the High School Certification System. The results from supplementary courses are not reflected in these results. All students obtaining a score of 48 or 49 on the final mark, were adjusted to 50 and are reflected in the Final Mark column.

District 4 - Eastern

#464 - Crescent Collegiate, Blaketown

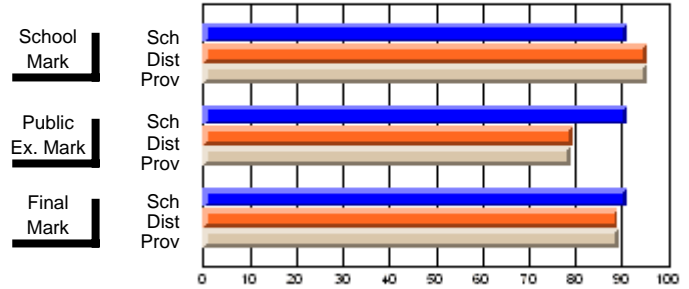
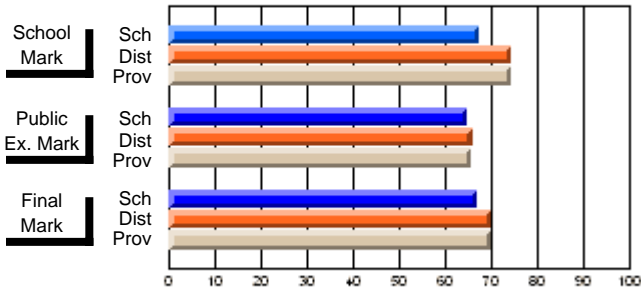
Grades: 7-12

Subject: Science

Course: PHYSICS 3204											
# students in course: 11											
	School Mark	School vs District	School vs Province		Public Exam Mark	School vs District	School vs Province		Final Mark	School vs District	School vs Province
Average Score											
School	67.4				64.8				66.8		
District	74.3	q	q		65.8	q	q		70.1	q	q
Province	74.4				65.6				70.0		
Percent of Passes											
School	90.9				90.9				90.9		
District	95.5	q	q		79.4	p	p		89.1	p	p
Province	95.2				79.0				89.2		

Average Scores

Percent Passes



* Data from the High School Certification System. The results from supplementary courses are not reflected in these results. All students obtaining a score of 48 or 49 on the final mark, were adjusted to 50 and are reflected in the Final Mark column.

District 4 - Eastern

#464 - Crescent Collegiate, Blaketown

Grades: 7-12

Subject: Science

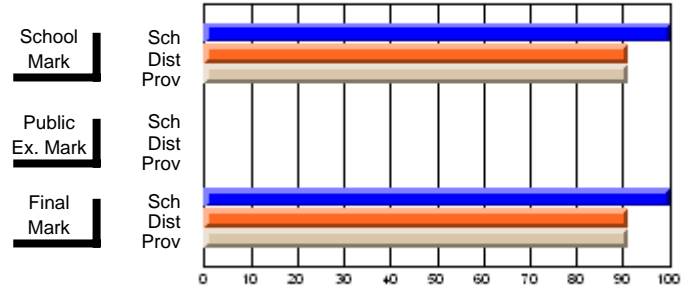
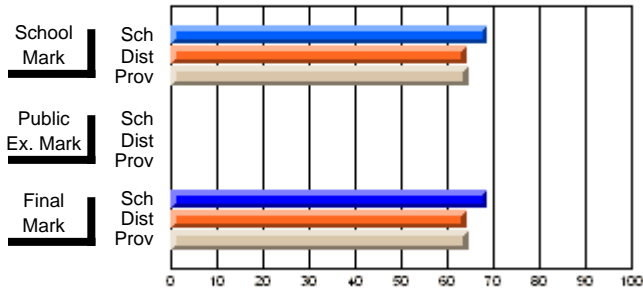
Course: ENVIRONMENTAL SCIENCE 3205

students in course: 53

	School Mark	School vs District	School vs Province	Public Exam Mark	School vs District	School vs Province	Final Mark	School vs District	School vs Province
Average Score									
School	68.6						68.6		
District	64.1	P	P				64.1	P	P
Province	64.5						64.5		
Percent of Passes									
School	100.0						100.0		
District	91.2	P	P				91.2	P	P
Province	90.9						90.9		

Average Scores

Percent Passes



* Data from the High School Certification System. The results from supplementary courses are not reflected in these results. All students obtaining a score of 48 or 49 on the final mark, were adjusted to 50 and are reflected in the Final Mark column.

District 4 - Eastern

#464 - Crescent Collegiate, Blaketown

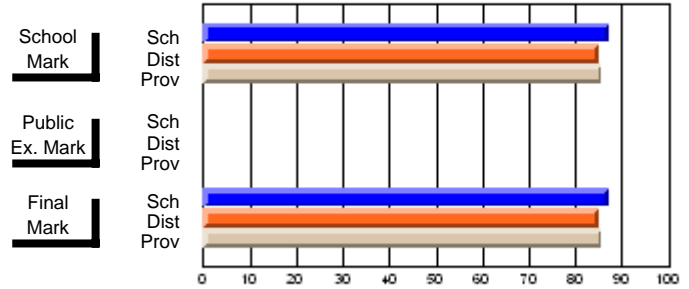
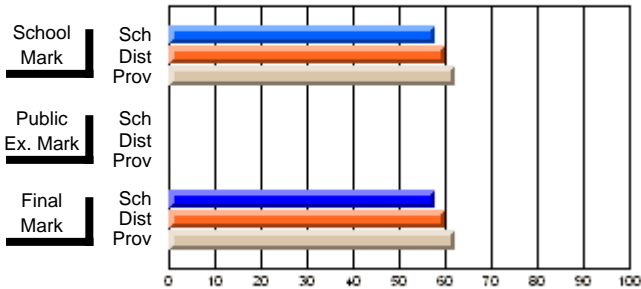
Grades: 7-12

Subject: English Language

Course: ENGLISH 1200											
# students in course: 39											
		School Mark	School vs District	School vs Province	Public Exam Mark		School vs District	School vs Province	Final Mark	School vs District	School vs Province
Average Score		57.9							57.9		
School		60.0	q	q					60.0	q	q
District		62.1							62.1		
Province											
Percent of Passes		87.2							87.2		
School		85.0	p	p					85.0	p	p
District		85.7							85.7		
Province											

Average Scores

Percent Passes



* Data from the High School Certification System. The results from supplementary courses are not reflected in these results. All students obtaining a score of 48 or 49 on the final mark, were adjusted to 50 and are reflected in the Final Mark column.

District 4 - Eastern

#464 - Crescent Collegiate, Blaketown

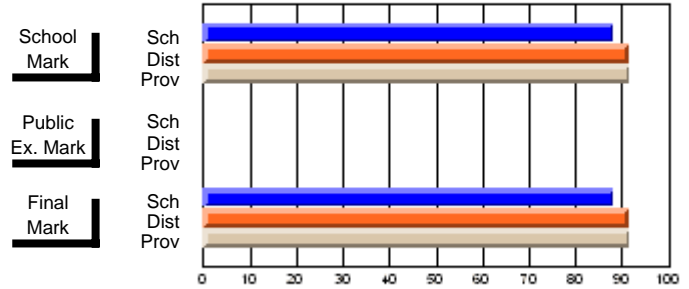
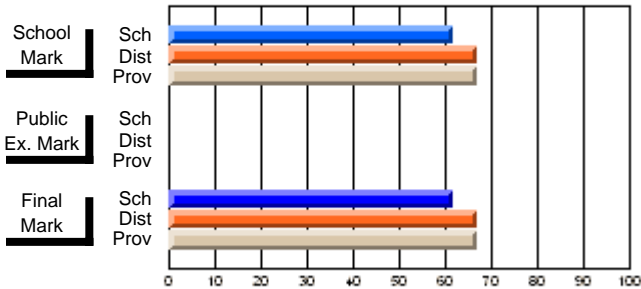
Grades: 7-12

Subject: English Language

Course: ENGLISH 1201														
# students in course: 76														
		School Mark	School vs District	School vs Province			Public Exam Mark	School vs District	School vs Province			Final Mark	School vs District	School vs Province
Average Score														
School		61.8										61.8		
District		67.0	q	q								67.0	q	q
Province		67.1										67.1		
Percent of Passes														
School		88.2										88.2		
District		91.4	q	q								91.4	q	q
Province		91.7										91.7		

Average Scores

Percent Passes



* Data from the High School Certification System. The results from supplementary courses are not reflected in these results. All students obtaining a score of 48 or 49 on the final mark, were adjusted to 50 and are reflected in the Final Mark column.

District 4 - Eastern

#464 - Crescent Collegiate, Blaketown

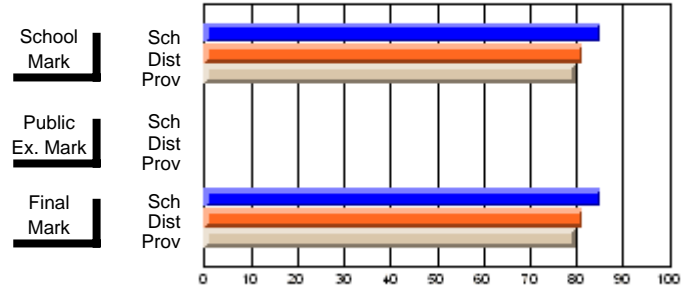
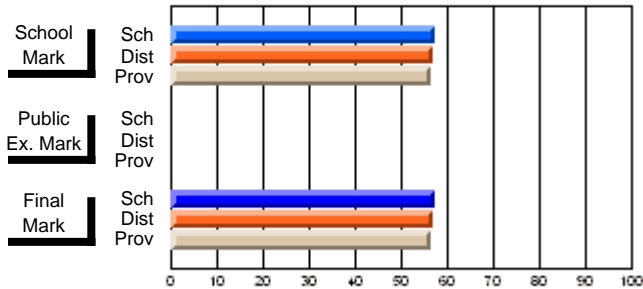
Grades: 7-12

Subject: English Language

Course: ENGLISH 1202									
# students in course: 54									
	School Mark	School vs District	School vs Province	Public Exam Mark	School vs District	School vs Province	Final Mark	School vs District	School vs Province
Average Score									
School	57.4						57.4		
District	57.1	P	P				57.1	P	P
Province	56.5						56.5		
Percent of Passes									
School	85.2						85.2		
District	81.4	P	P				81.4	P	P
Province	80.0						80.0		

Average Scores

Percent Passes



* Data from the High School Certification System. The results from supplementary courses are not reflected in these results. All students obtaining a score of 48 or 49 on the final mark, were adjusted to 50 and are reflected in the Final Mark column.

District 4 - Eastern

#464 - Crescent Collegiate, Blaketown

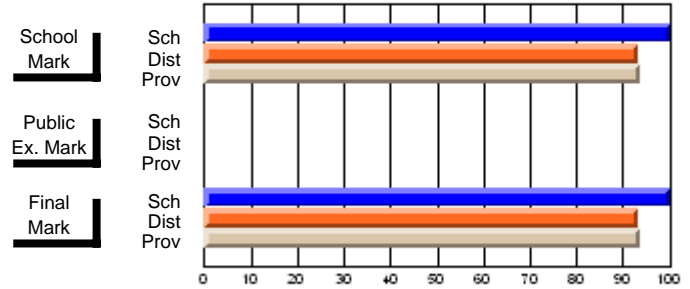
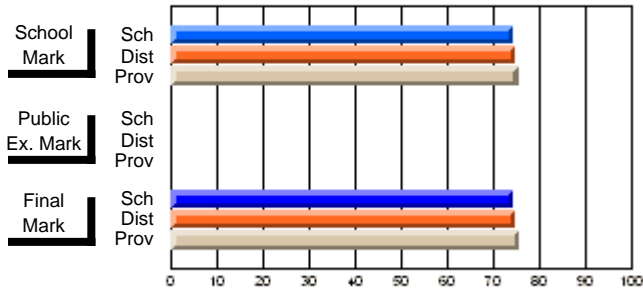
Grades: 7-12

Subject: English Language

Course: THEATRE ARTS 2200															
# students in course: 10															
		School Mark	School vs District	School vs Province			Public Exam Mark	School vs District	School vs Province			Final Mark	School vs District	School vs Province	
Average Score		School	74.2									School	74.2		
		District	74.6	q	q							District	74.6	q	q
		Province	75.4									Province	75.4		
Percent of Passes		School	100.0									School	100.0		
		District	93.3	p	p							District	93.3	p	p
		Province	93.6									Province	93.6		

Average Scores

Percent Passes



* Data from the High School Certification System. The results from supplementary courses are not reflected in these results. All students obtaining a score of 48 or 49 on the final mark, were adjusted to 50 and are reflected in the Final Mark column.

District 4 - Eastern

#464 - Crescent Collegiate, Blaketown

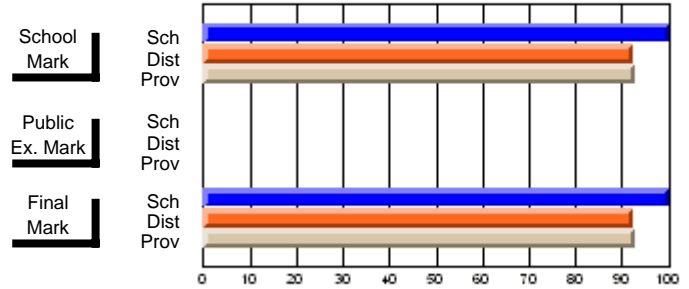
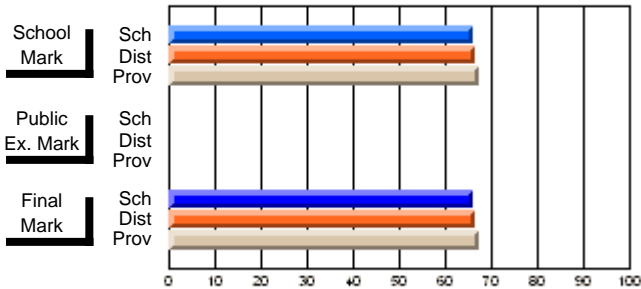
Grades: 7-12

Subject: English Language

Course: ENGLISH 2201											
# students in course: 59											
	School Mark	School vs District	School vs Province		Public Exam Mark	School vs District	School vs Province		Final Mark	School vs District	School vs Province
Average Score											
School	65.9								65.9		
District	66.5	q	q						66.5	q	q
Province	67.2								67.2		
Percent of Passes											
School	100.0								100.0		
District	92.2	p	p						92.2	p	p
Province	92.9								92.9		

Average Scores

Percent Passes



* Data from the High School Certification System. The results from supplementary courses are not reflected in these results. All students obtaining a score of 48 or 49 on the final mark, were adjusted to 50 and are reflected in the Final Mark column.

District 4 - Eastern

#464 - Crescent Collegiate, Blaketown

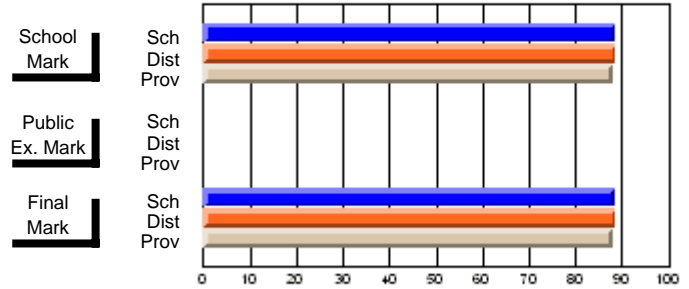
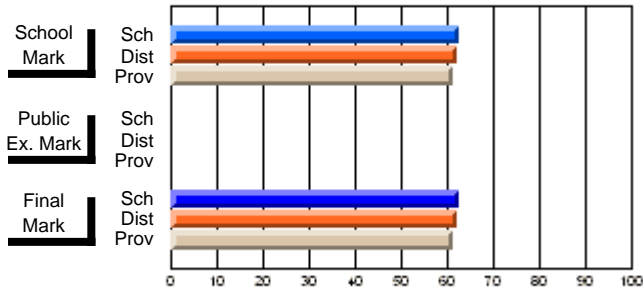
Grades: 7-12

Subject: English Language

Course: ENGLISH 2202											
# students in course: 44											
	School Mark	School vs District	School vs Province		Public Exam Mark	School vs District	School vs Province		Final Mark	School vs District	School vs Province
Average Score											
School	62.5								62.5		
District	62.1	P	P						62.1	P	P
Province	61.2								61.2		
Percent of Passes											
School	88.6								88.6		
District	88.7	q	P						88.7	q	P
Province	87.9								87.9		

Average Scores

Percent Passes



* Data from the High School Certification System. The results from supplementary courses are not reflected in these results. All students obtaining a score of 48 or 49 on the final mark, were adjusted to 50 and are reflected in the Final Mark column.

District 4 - Eastern

#464 - Crescent Collegiate, Blaketown

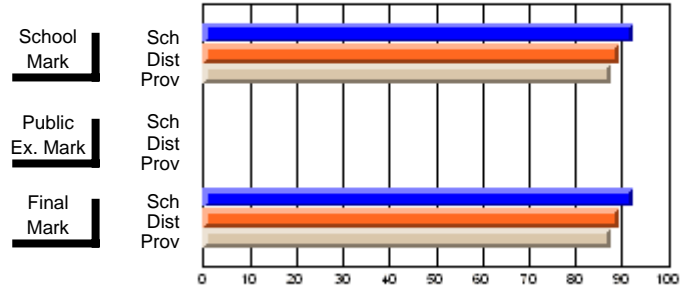
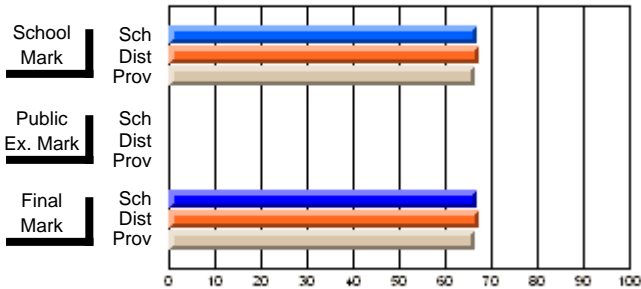
Grades: 7-12

Subject: English Language

Course: WRITING 2203														
# students in course: 52														
		School Mark	School vs District	School vs Province			Public Exam Mark	School vs District	School vs Province			Final Mark	School vs District	School vs Province
Average Score														
School		66.9										66.9		
District		67.2	q	P								67.2	q	P
Province		66.5										66.5		
Percent of Passes														
School		92.3										92.3		
District		89.3	P	P								89.3	P	P
Province		87.7										87.7		

Average Scores

Percent Passes



* Data from the High School Certification System. The results from supplementary courses are not reflected in these results. All students obtaining a score of 48 or 49 on the final mark, were adjusted to 50 and are reflected in the Final Mark column.

District 4 - Eastern

#464 - Crescent Collegiate, Blaketown

Grades: 7-12

Subject: English Language

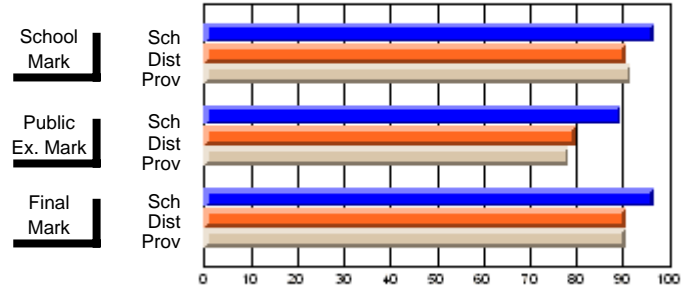
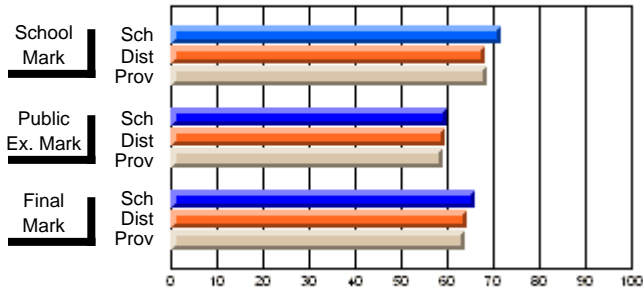
Course: ENGLISH LANGUAGE ARTS 3201

students in course: 57

	School Mark	School vs District	School vs Province	Public Exam Mark	School vs District	School vs Province	Final Mark	School vs District	School vs Province
Average Score									
School	71.5			60.1			66.1		
District	68.3	P	P	59.7	P	P	64.2	P	P
Province	68.6			58.9			63.7		
Percent of Passes									
School	96.5			89.5			96.5		
District	90.7	P	P	79.8	P	P	90.5	P	P
Province	91.7			78.3			90.7		

Average Scores

Percent Passes



* Data from the High School Certification System. The results from supplementary courses are not reflected in these results. All students obtaining a score of 48 or 49 on the final mark, were adjusted to 50 and are reflected in the Final Mark column.

District 4 - Eastern

#464 - Crescent Collegiate, Blaketown

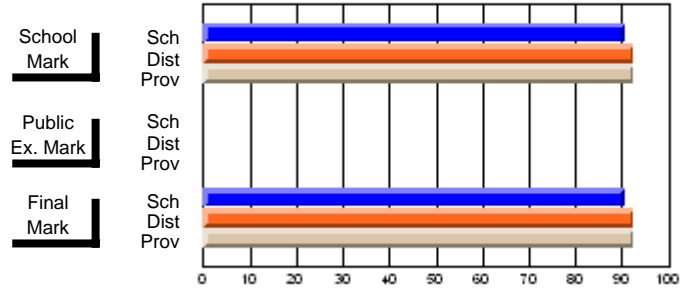
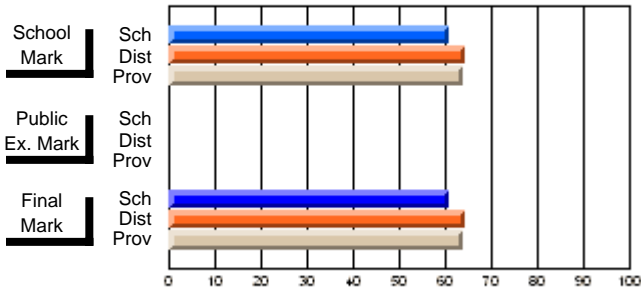
Grades: 7-12

Subject: English Language

Course: ENGLISH LANGUAGE ARTS 3202															
# students in course: 53															
		School Mark	School vs District	School vs Province			Public Exam Mark	School vs District	School vs Province			Final Mark	School vs District	School vs Province	
Average Score		School	60.9									School	60.9		
		District	64.4	q	q							District	64.4	q	q
		Province	63.7									Province	63.7		
Percent of Passes		School	90.6									School	90.6		
		District	92.6	q	q							District	92.6	q	q
		Province	92.5									Province	92.6		

Average Scores

Percent Passes



* Data from the High School Certification System. The results from supplementary courses are not reflected in these results. All students obtaining a score of 48 or 49 on the final mark, were adjusted to 50 and are reflected in the Final Mark column.

District 4 - Eastern

#476 - Baccalieu Collegiate, Old Perlican

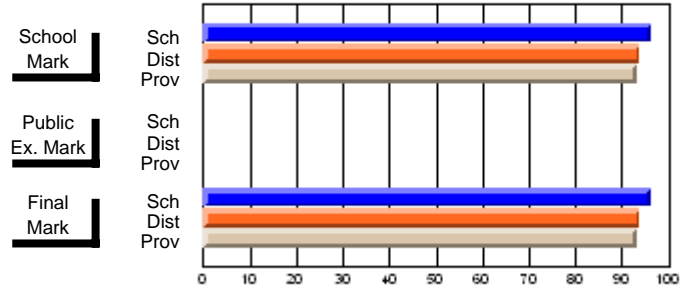
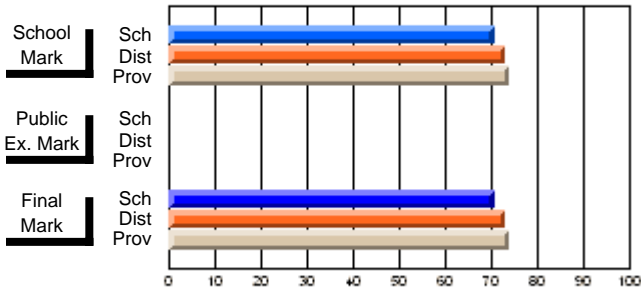
Grades: 7-12

Subject: Art

Course: ART & DESIGN 2200														
# students in course: 27														
		School Mark	School vs District	School vs Province			Public Exam Mark	School vs District	School vs Province			Final Mark	School vs District	School vs Province
Average Score														
School		70.6										70.6		
District		72.8	q	q								72.8	q	q
Province		73.9										73.9		
Percent of Passes														
School		96.3										96.3		
District		93.8	p	p								93.8	p	p
Province		93.2										93.2		

Average Scores

Percent Passes



* Data from the High School Certification System. The results from supplementary courses are not reflected in these results. All students obtaining a score of 48 or 49 on the final mark, were adjusted to 50 and are reflected in the Final Mark column.

District 4 - Eastern

#476 - Baccalieu Collegiate, Old Perlican

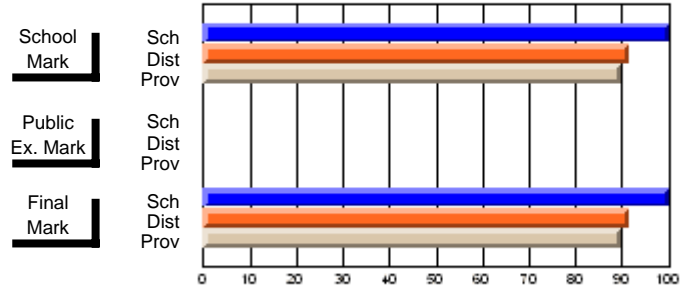
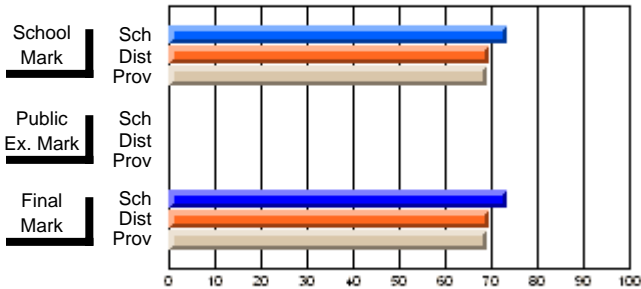
Grades: 7-12

Subject: Enterprise Education

Course: CANADIAN ECONOMY 2203									
# students in course: 24									
	School Mark	School vs District	School vs Province	Public Exam Mark	School vs District	School vs Province	Final Mark	School vs District	School vs Province
Average Score									
School	73.4						73.4		
District	69.7	P	P				69.7	P	P
Province	69.2						69.2		
Percent of Passes									
School	100.0						100.0		
District	91.5	P	P				91.5	P	P
Province	89.9						89.9		

Average Scores

Percent Passes



* Data from the High School Certification System. The results from supplementary courses are not reflected in these results. All students obtaining a score of 48 or 49 on the final mark, were adjusted to 50 and are reflected in the Final Mark column.

District 4 - Eastern

#476 - Baccalieu Collegiate, Old Perlican

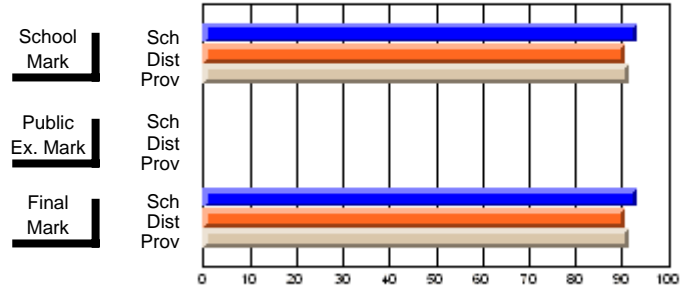
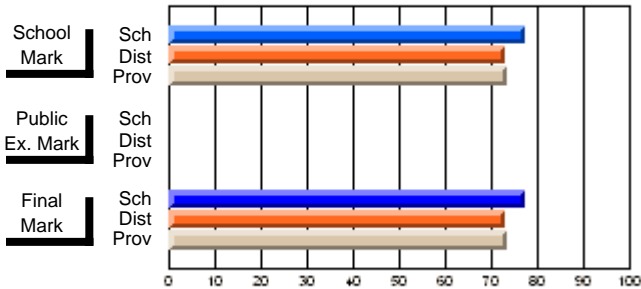
Grades: 7-12

Subject: Family Studies

Course: HUMAN DYNAMICS 2201									
# students in course: 15									
	School Mark	School vs District	School vs Province	Public Exam Mark	School vs District	School vs Province	Final Mark	School vs District	School vs Province
Average Score									
School	77.4						77.4		
District	73.1	P	P				73.1	P	P
Province	73.3						73.3		
Percent of Passes									
School	93.3						93.3		
District	90.5	P	P				90.5	P	P
Province	91.6						91.6		

Average Scores

Percent Passes



* Data from the High School Certification System. The results from supplementary courses are not reflected in these results. All students obtaining a score of 48 or 49 on the final mark, were adjusted to 50 and are reflected in the Final Mark column.

District 4 - Eastern

#476 - Baccalieu Collegiate, Old Perlican

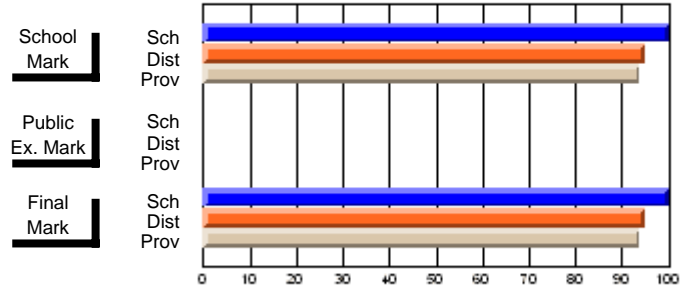
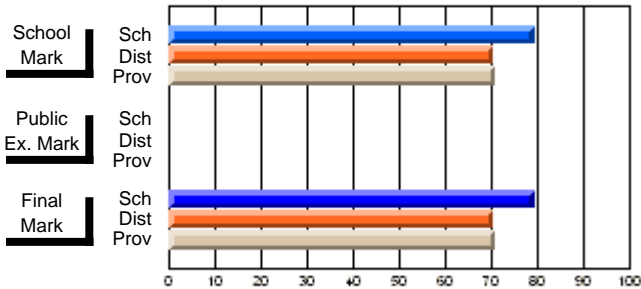
Grades: 7-12

Subject: French

Course: FRENCH 2200									
# students in course: 20									
	School Mark	School vs District	School vs Province	Public Exam Mark	School vs District	School vs Province	Final Mark	School vs District	School vs Province
Average Score									
School	79.3						79.3		
District	70.5	P	P				70.5	P	P
Province	70.7						70.7		
Percent of Passes									
School	100.0						100.0		
District	95.0	P	P				95.0	P	P
Province	93.9						93.9		

Average Scores

Percent Passes



* Data from the High School Certification System. The results from supplementary courses are not reflected in these results. All students obtaining a score of 48 or 49 on the final mark, were adjusted to 50 and are reflected in the Final Mark column.

District 4 - Eastern

#476 - Baccalieu Collegiate, Old Perlican

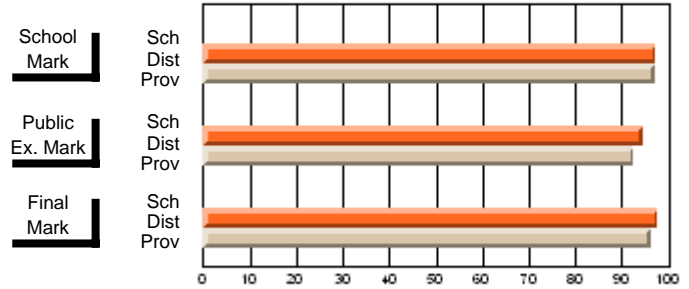
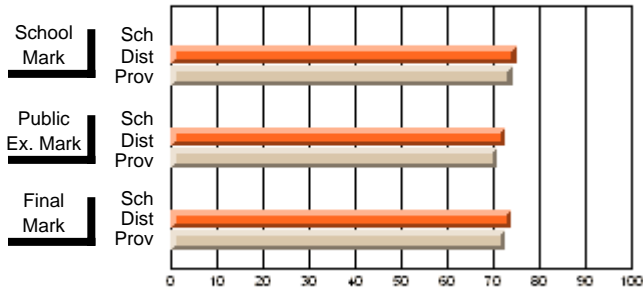
Grades: 7-12

Subject: French

Course: FRENCH 3200				School data has 5 or fewer students. Data withheld for reasons of confidentiality.					
# students in course: 2									
	School Mark	School vs District	School vs Province	Public Exam Mark	School vs District	School vs Province	Final Mark	School vs District	School vs Province
Average Score									
School									
District	74.9	q	q	72.4	q	p	73.8	q	p
Province	74.1			70.8			72.4		
Percent of Passes									
School									
District	97.3	p	p	94.5	p	p	97.7	p	p
Province	97.2			92.6			96.2		

Average Scores

Percent Passes



* Data from the High School Certification System. The results from supplementary courses are not reflected in these results. All students obtaining a score of 48 or 49 on the final mark, were adjusted to 50 and are reflected in the Final Mark column.

District 4 - Eastern

#476 - Baccalieu Collegiate, Old Perlican

Grades: 7-12

Subject: Health

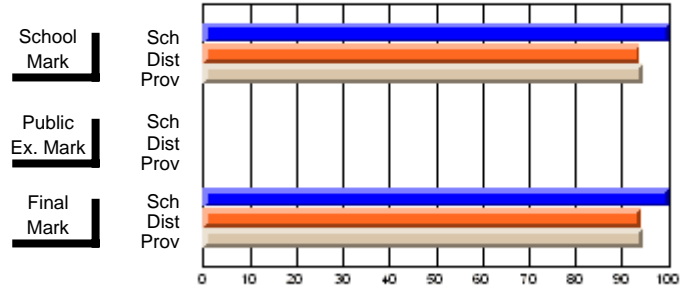
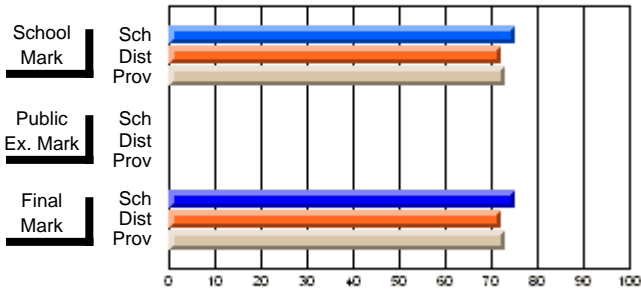
Course: WORK PLACE SAFETY 3220

students in course: 12

	School Mark	School vs District	School vs Province	Public Exam Mark	School vs District	School vs Province	Final Mark	School vs District	School vs Province
Average Score									
School	75.2						75.2		
District	72.2	P	P				72.2	P	P
Province	73.0						73.0		
Percent of Passes									
School	100.0						100.0		
District	93.8	P	P				94.0	P	P
Province	94.6						94.6		

Average Scores

Percent Passes



* Data from the High School Certification System. The results from supplementary courses are not reflected in these results. All students obtaining a score of 48 or 49 on the final mark, were adjusted to 50 and are reflected in the Final Mark column.

District 4 - Eastern

#476 - Baccalieu Collegiate, Old Perlican

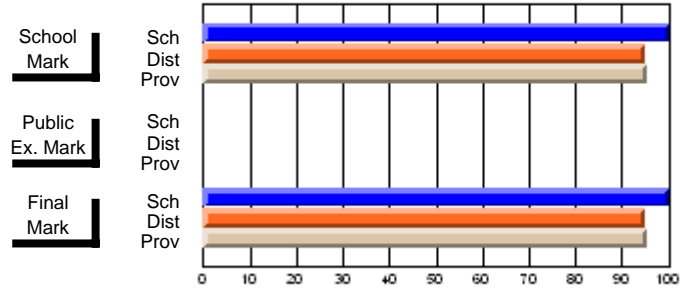
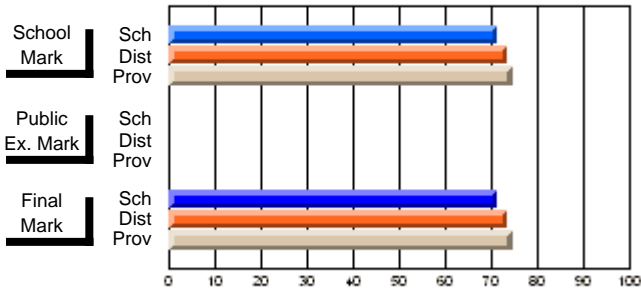
Grades: 7-12

Subject: Technology Education

Course: DESIGN TECHNOLOGY 1109															
# students in course: 19															
		School Mark	School vs District	School vs Province			Public Exam Mark	School vs District	School vs Province			Final Mark	School vs District	School vs Province	
Average Score		School	71.2									School	71.2		
		District	73.4	q	q							District	73.4	q	q
		Province	74.5									Province	74.5		
Percent of Passes		School	100.0									School	100.0		
		District	95.0	p	p							District	95.0	p	p
		Province	95.3									Province	95.3		

Average Scores

Percent Passes



* Data from the High School Certification System. The results from supplementary courses are not reflected in these results. All students obtaining a score of 48 or 49 on the final mark, were adjusted to 50 and are reflected in the Final Mark column.

District 4 - Eastern

#476 - Baccalieu Collegiate, Old Perlican

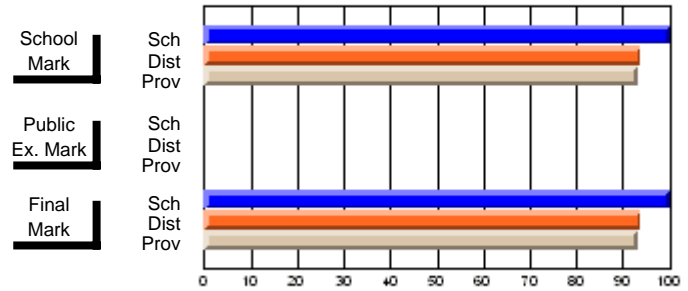
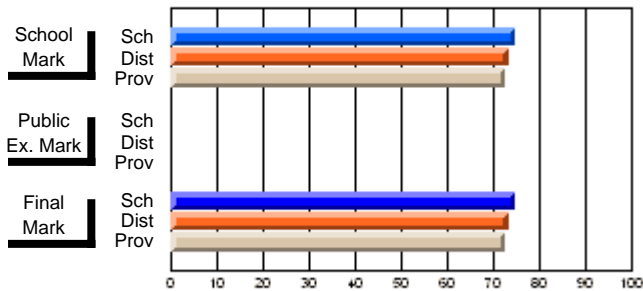
Grades: 7-12

Subject: Technology Education

Course: COMMUNICATIONS TECHNOLOGY 2104									
# students in course: 14									
	School Mark	School vs District	School vs Province	Public Exam Mark	School vs District	School vs Province	Final Mark	School vs District	School vs Province
Average Score									
School	74.6						74.6		
District	73.2	P	P				73.2	P	P
Province	72.6						72.6		
Percent of Passes									
School	100.0						100.0		
District	93.9	P	P				93.9	P	P
Province	93.3						93.3		

Average Scores

Percent Passes



* Data from the High School Certification System. The results from supplementary courses are not reflected in these results. All students obtaining a score of 48 or 49 on the final mark, were adjusted to 50 and are reflected in the Final Mark column.

District 4 - Eastern

#476 - Baccalieu Collegiate, Old Perlican

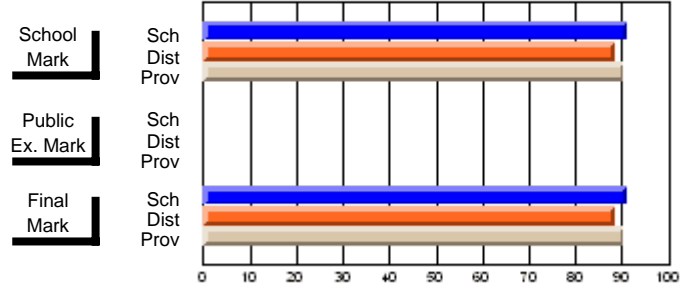
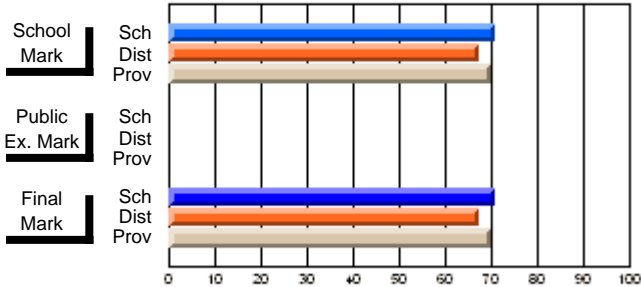
Grades: 7-12

Subject: Technology Education

Course: DESIGN TECHNOLOGY 2109											
# students in course: 22											
	School Mark	School vs District	School vs Province		Public Exam Mark	School vs District	School vs Province		Final Mark	School vs District	School vs Province
Average Score											
School	70.9								70.9		
District	67.4	P	P						67.4	P	P
Province	70.1								70.1		
Percent of Passes											
School	90.9								90.9		
District	88.6	P	P						88.6	P	P
Province	90.4								90.4		

Average Scores

Percent Passes



* Data from the High School Certification System. The results from supplementary courses are not reflected in these results. All students obtaining a score of 48 or 49 on the final mark, were adjusted to 50 and are reflected in the Final Mark column.

District 4 - Eastern

#476 - Baccalieu Collegiate, Old Perlican

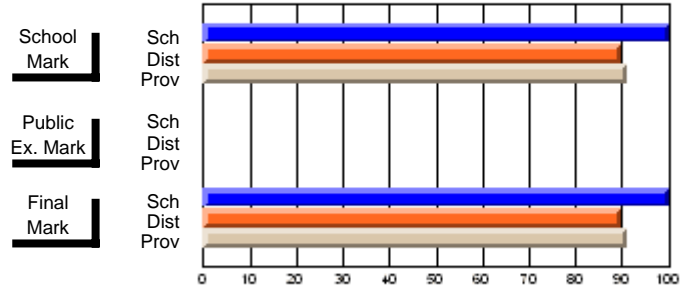
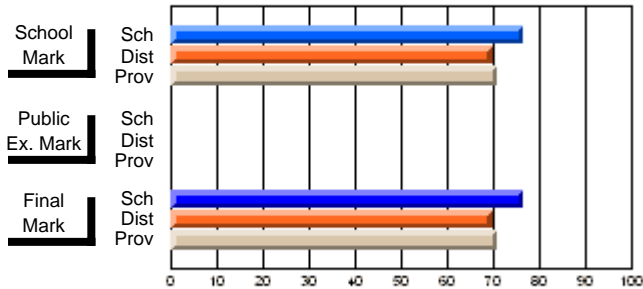
Grades: 7-12

Subject: Technology Education

Course: COMMUNICATIONS TECHNOLOGY 3104			
# students in course: 15			
School Mark	School vs District	School vs Province	
Average Score			
School	76.5		
District	69.7	P	P
Province	70.8		
Percent of Passes			
School	100.0		
District	89.6	P	P
Province	91.2		

Average Scores

Percent Passes



* Data from the High School Certification System. The results from supplementary courses are not reflected in these results. All students obtaining a score of 48 or 49 on the final mark, were adjusted to 50 and are reflected in the Final Mark column.

District 4 - Eastern

#476 - Baccalieu Collegiate, Old Perlican

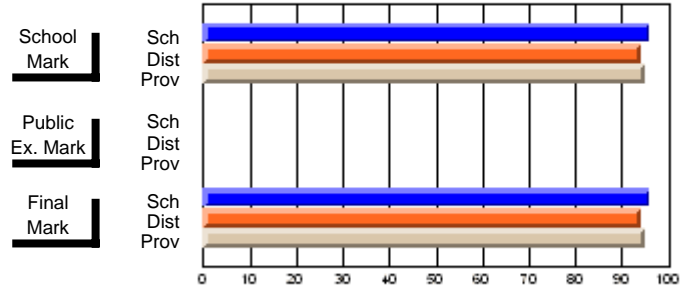
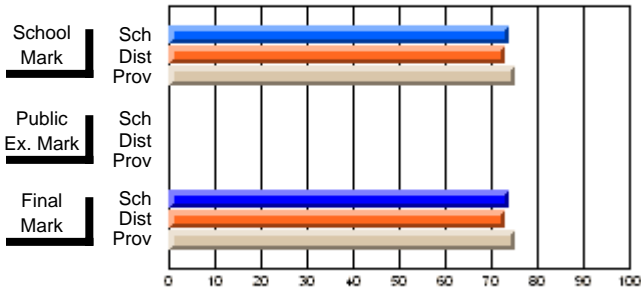
Grades: 7-12

Subject: Technology Education

Course: WEBMASTER 3224											
# students in course: 25											
	School Mark	School vs District	School vs Province		Public Exam Mark	School vs District	School vs Province		Final Mark	School vs District	School vs Province
Average Score											
School	73.8								73.8		
District	73.0	P	Q						73.0	P	Q
Province	75.2								75.2		
Percent of Passes											
School	96.0								96.0		
District	94.1	P	P						94.1	P	P
Province	94.9								94.9		

Average Scores

Percent Passes



* Data from the High School Certification System. The results from supplementary courses are not reflected in these results. All students obtaining a score of 48 or 49 on the final mark, were adjusted to 50 and are reflected in the Final Mark column.

District 4 - Eastern

#476 - Baccalieu Collegiate, Old Perlican

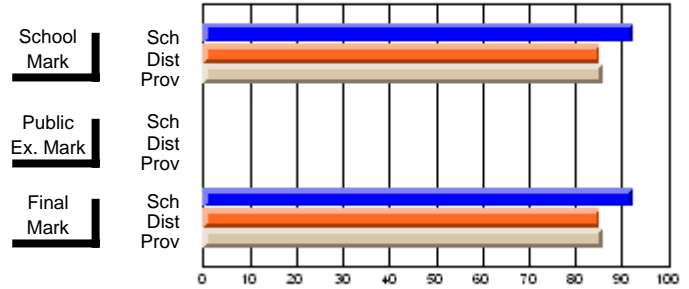
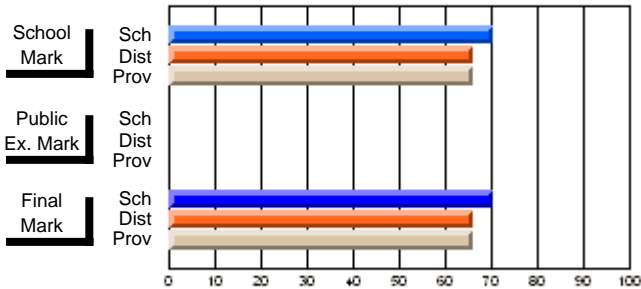
Grades: 7-12

Subject: Mathematics

Course: MATHEMATICS 1204														
# students in course: 39														
		School Mark	School vs District	School vs Province			Public Exam Mark	School vs District	School vs Province			Final Mark	School vs District	School vs Province
Average Score		70.4										70.4		
School		66.1	P	P								66.1	P	P
District		66.1										66.1		
Province														
Percent of Passes		92.3										92.3		
School		85.2	P	P								85.2	P	P
District		85.8										85.8		
Province														

Average Scores

Percent Passes



* Data from the High School Certification System. The results from supplementary courses are not reflected in these results. All students obtaining a score of 48 or 49 on the final mark, were adjusted to 50 and are reflected in the Final Mark column.

District 4 - Eastern

#476 - Baccalieu Collegiate, Old Perlican

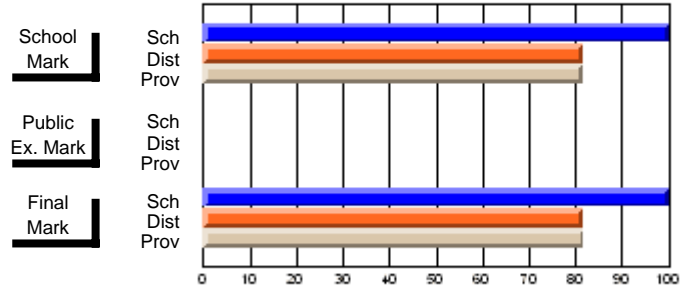
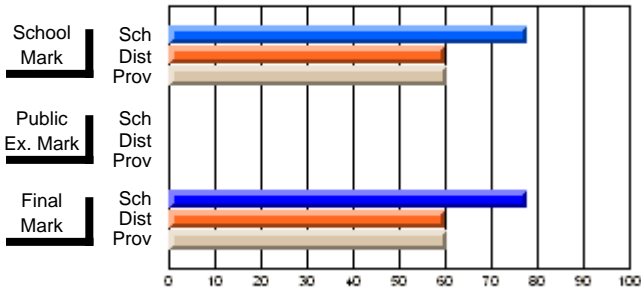
Grades: 7-12

Subject: Mathematics

Course: MATHEMATICS 1206									
# students in course: 20									
	School Mark	School vs District	School vs Province	Public Exam Mark	School vs District	School vs Province	Final Mark	School vs District	School vs Province
Average Score									
School	77.8						77.8		
District	60.1	P	P				60.1	P	P
Province	60.3						60.3		
Percent of Passes									
School	100.0						100.0		
District	81.5	P	P				81.6	P	P
Province	81.7						81.8		

Average Scores

Percent Passes



* Data from the High School Certification System. The results from supplementary courses are not reflected in these results. All students obtaining a score of 48 or 49 on the final mark, were adjusted to 50 and are reflected in the Final Mark column.

District 4 - Eastern

#476 - Baccalieu Collegiate, Old Perlican

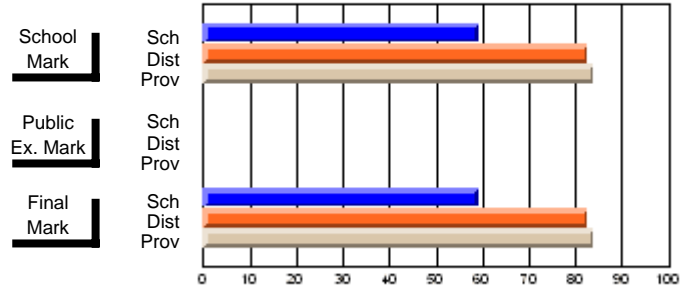
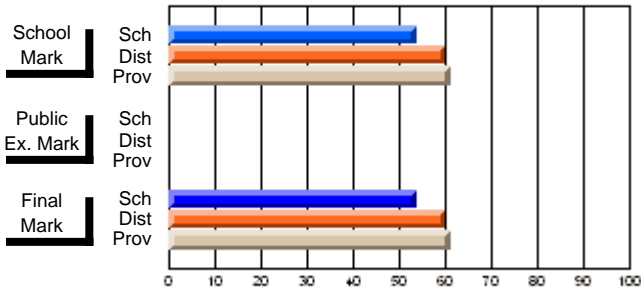
Grades: 7-12

Subject: Mathematics

Course: MATHEMATICS 2204															
# students in course: 22															
		School Mark	School vs District	School vs Province			Public Exam Mark	School vs District	School vs Province			Final Mark	School vs District	School vs Province	
Average Score		School	53.6									School	53.6		
		District	60.1	q	q							District	60.1	q	q
		Province	61.0									Province	61.0		
Percent of Passes		School	59.1									School	59.1		
		District	82.6	q	q							District	82.6	q	q
		Province	83.9									Province	84.0		

Average Scores

Percent Passes



* Data from the High School Certification System. The results from supplementary courses are not reflected in these results. All students obtaining a score of 48 or 49 on the final mark, were adjusted to 50 and are reflected in the Final Mark column.

District 4 - Eastern

#476 - Baccalieu Collegiate, Old Perlican

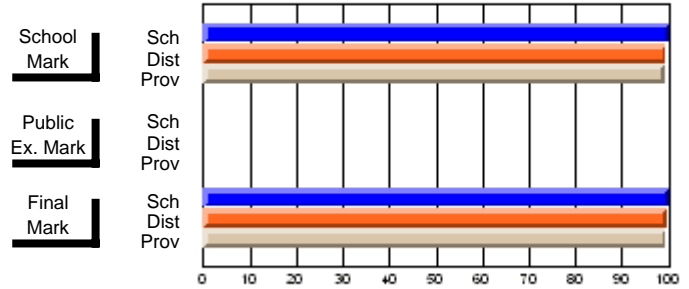
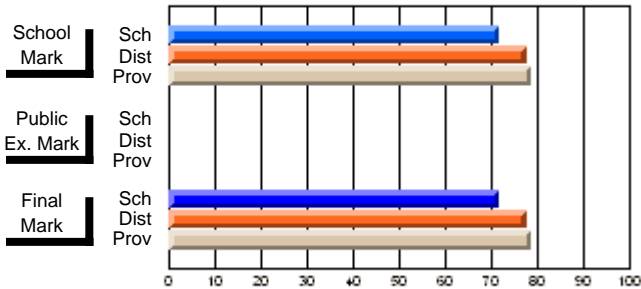
Grades: 7-12

Subject: Mathematics

Course: MATHEMATICS 2205														
# students in course: 13														
		School Mark	School vs District	School vs Province			Public Exam Mark	School vs District	School vs Province			Final Mark	School vs District	School vs Province
Average Score														
School		71.6										71.6		
District		77.5	q	q								77.5	q	q
Province		78.6										78.6		
Percent of Passes														
School		100.0										100.0		
District		99.4	p	p								99.5	p	p
Province		99.3										99.4		

Average Scores

Percent Passes



* Data from the High School Certification System. The results from supplementary courses are not reflected in these results. All students obtaining a score of 48 or 49 on the final mark, were adjusted to 50 and are reflected in the Final Mark column.

District 4 - Eastern

#476 - Baccalieu Collegiate, Old Perlican

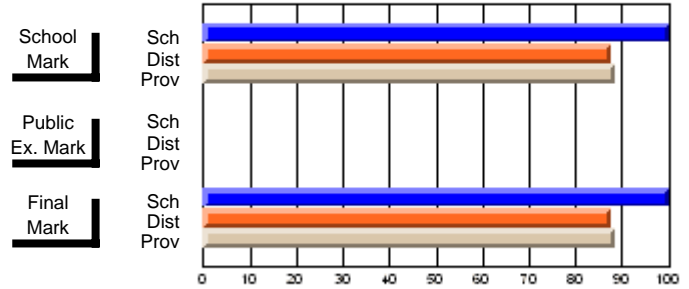
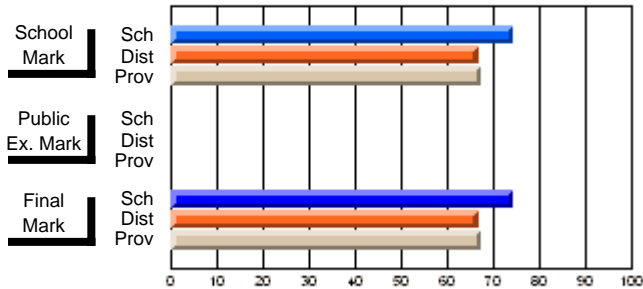
Grades: 7-12

Subject: Mathematics

Course: MATHEMATICS 3103									
# students in course: 14									
	School Mark	School vs District	School vs Province	Public Exam Mark	School vs District	School vs Province	Final Mark	School vs District	School vs Province
Average Score									
School	74.2						74.2		
District	66.7	P	P				66.7	P	P
Province	67.4						67.4		
Percent of Passes									
School	100.0						100.0		
District	87.6	P	P				87.6	P	P
Province	88.4						88.4		

Average Scores

Percent Passes



* Data from the High School Certification System. The results from supplementary courses are not reflected in these results. All students obtaining a score of 48 or 49 on the final mark, were adjusted to 50 and are reflected in the Final Mark column.

District 4 - Eastern

#476 - Baccalieu Collegiate, Old Perlican

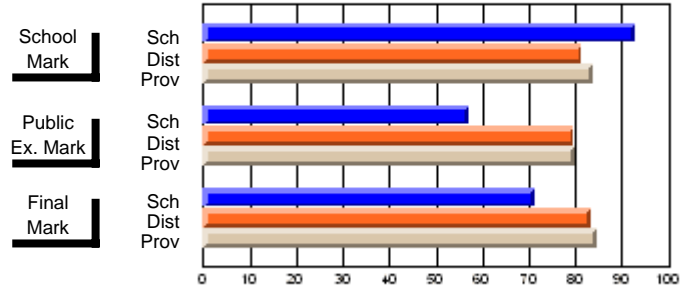
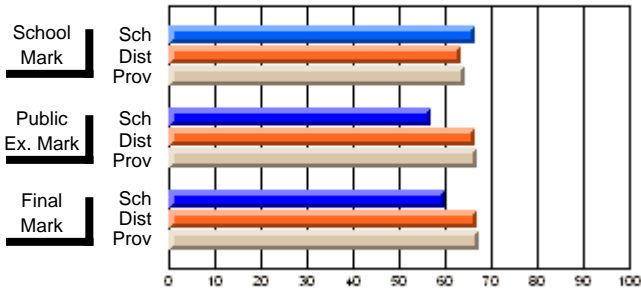
Grades: 7-12

Subject: Mathematics

Course: MATHEMATICS 3204									
# students in course: 14									
	School Mark	School vs District	School vs Province	Public Exam Mark	School vs District	School vs Province	Final Mark	School vs District	School vs Province
Average Score									
School	66.4			56.8			60.0		
District	63.5	P	P	66.7	q	q	66.9	q	q
Province	64.3			66.8			67.3		
Percent of Passes									
School	92.9			57.1			71.4		
District	81.4	P	P	79.6	q	q	83.3	q	q
Province	83.7			80.0			84.6		

Average Scores

Percent Passes



* Data from the High School Certification System. The results from supplementary courses are not reflected in these results. All students obtaining a score of 48 or 49 on the final mark, were adjusted to 50 and are reflected in the Final Mark column.

District 4 - Eastern

#476 - Baccalieu Collegiate, Old Perlican

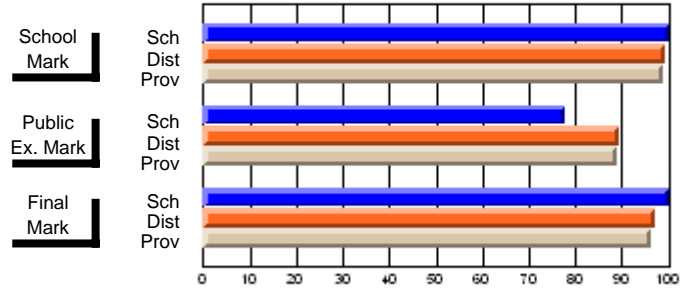
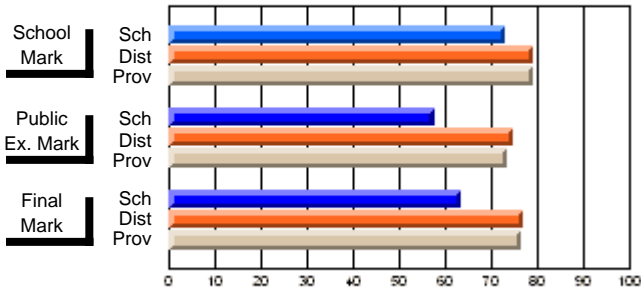
Grades: 7-12

Subject: Mathematics

Course: MATHEMATICS 3205												
# students in course: 9												
		School Mark	School vs District	School vs Province	Public Exam Mark		School vs District	School vs Province	Final Mark		School vs District	School vs Province
Average Score		73.0			57.6				63.3			
School		73.0			57.6				63.3			
District		79.1	q	q	74.6		q	q	77.0		q	q
Province		79.1			73.6				76.4			
Percent of Passes		100.0			77.8				100.0			
School		100.0			77.8				100.0			
District		99.3	p	p	89.4		q	q	97.0		p	p
Province		98.7			88.9				96.3			

Average Scores

Percent Passes



* Data from the High School Certification System. The results from supplementary courses are not reflected in these results. All students obtaining a score of 48 or 49 on the final mark, were adjusted to 50 and are reflected in the Final Mark column.

District 4 - Eastern

#476 - Baccalieu Collegiate, Old Perlican

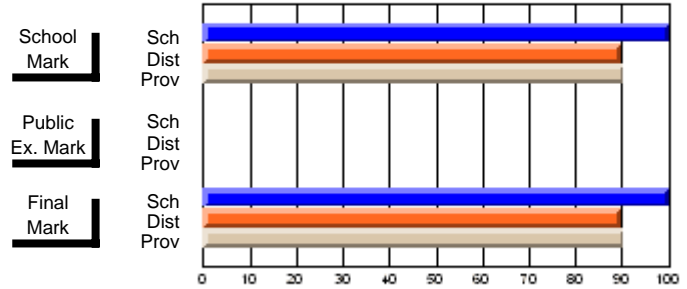
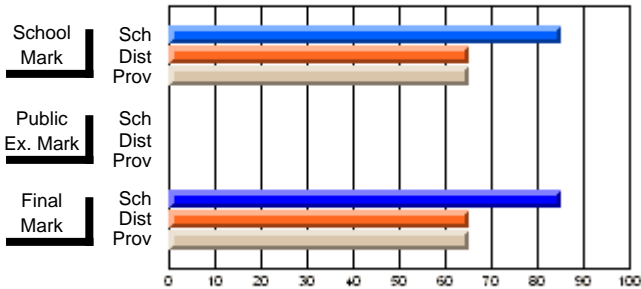
Grades: 7-12

Subject: Mathematics

Course: MATHEMATICS 3206									
# students in course: 25									
	School Mark	School vs District	School vs Province	Public Exam Mark	School vs District	School vs Province	Final Mark	School vs District	School vs Province
Average Score									
School	85.3						85.3		
District	65.3	P	P				65.3	P	P
Province	65.2						65.2		
Percent of Passes									
School	100.0						100.0		
District	89.7	P	P				89.7	P	P
Province	90.4						90.4		

Average Scores

Percent Passes



* Data from the High School Certification System. The results from supplementary courses are not reflected in these results. All students obtaining a score of 48 or 49 on the final mark, were adjusted to 50 and are reflected in the Final Mark column.

District 4 - Eastern

#476 - Baccalieu Collegiate, Old Perlican

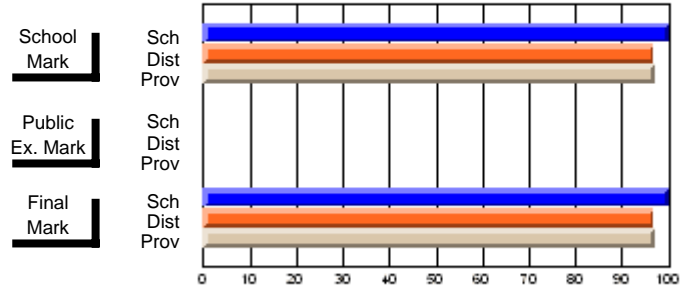
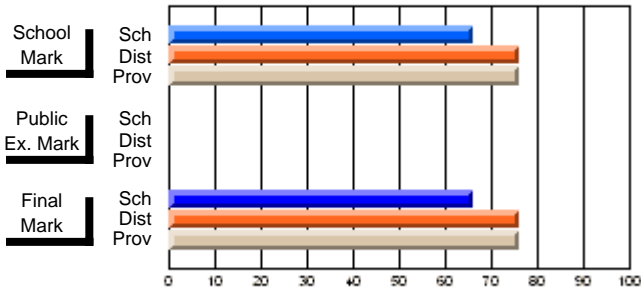
Grades: 7-12

Subject: Mathematics

Course: MATHEMATICS 3207									
# students in course: 9									
	School Mark	School vs District	School vs Province	Public Exam Mark	School vs District	School vs Province	Final Mark	School vs District	School vs Province
Average Score	66.0						66.0		
School	76.0	q	q				76.0	q	q
District	76.2						76.2		
Province									
Percent of Passes	100.0						100.0		
School	96.8	p	p				96.8	p	p
District	97.2						97.2		
Province									

Average Scores

Percent Passes



* Data from the High School Certification System. The results from supplementary courses are not reflected in these results. All students obtaining a score of 48 or 49 on the final mark, were adjusted to 50 and are reflected in the Final Mark column.

District 4 - Eastern

#476 - Baccalieu Collegiate, Old Perlican

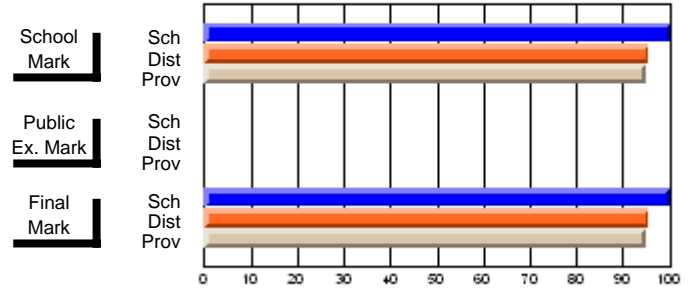
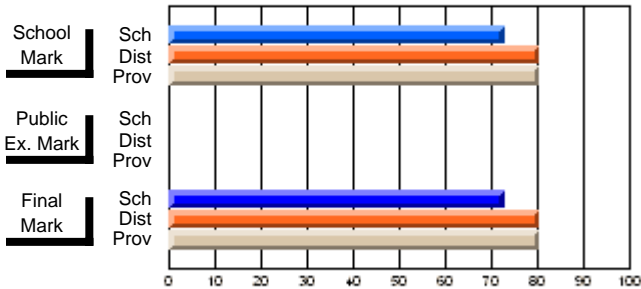
Grades: 7-12

Subject: Music

Course: APPLIED MUSIC 2206											
# students in course: 15											
		School Mark	School vs District	School vs Province	Public Exam Mark		School vs District	School vs Province	Final Mark	School vs District	School vs Province
Average Score		72.8							72.8		
School		80.4	q	q					80.4	q	q
District		80.2							80.2		
Province											
Percent of Passes		100.0							100.0		
School		95.6	p	p					95.6	p	p
District		94.8							94.8		
Province											

Average Scores

Percent Passes



* Data from the High School Certification System. The results from supplementary courses are not reflected in these results. All students obtaining a score of 48 or 49 on the final mark, were adjusted to 50 and are reflected in the Final Mark column.

District 4 - Eastern

#476 - Baccalieu Collegiate, Old Perlican

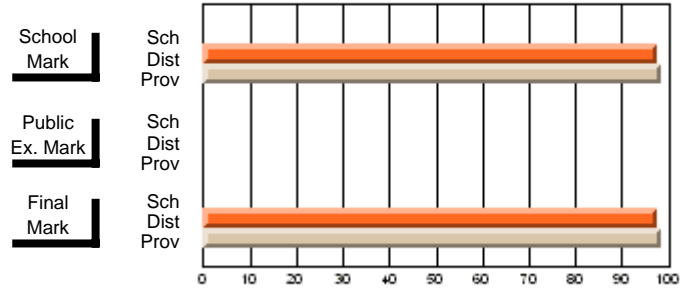
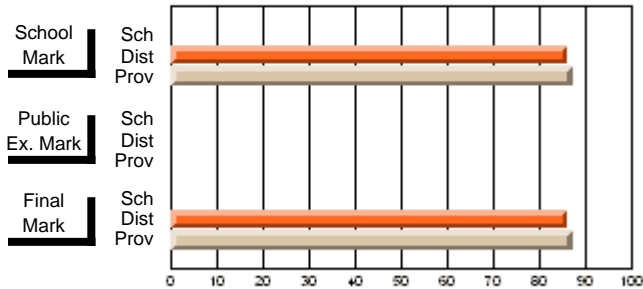
Grades: 7-12

Subject: Music

Course: APPLIED MUSIC 3206				School data has 5 or fewer students. Data withheld for reasons of confidentiality.					
# students in course: 5									
	School Mark	School vs District	School vs Province	Public Exam Mark	School vs District	School vs Province	Final Mark	School vs District	School vs Province
Average Score									
School									
District	85.9	q	q				85.9	q	q
Province	87.1						87.1		
Percent of Passes									
School									
District	97.5	p	p				97.5	p	p
Province	98.3						98.3		

Average Scores

Percent Passes



* Data from the High School Certification System. The results from supplementary courses are not reflected in these results. All students obtaining a score of 48 or 49 on the final mark, were adjusted to 50 and are reflected in the Final Mark column.

District 4 - Eastern

#476 - Baccalieu Collegiate, Old Perlican

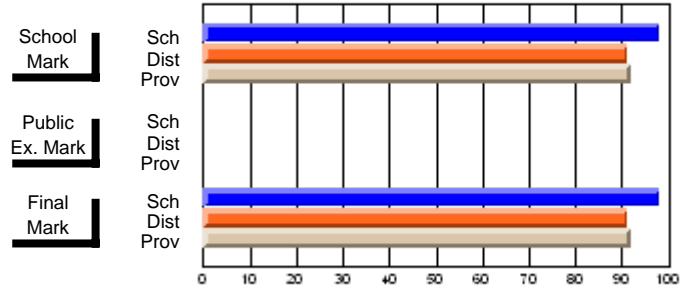
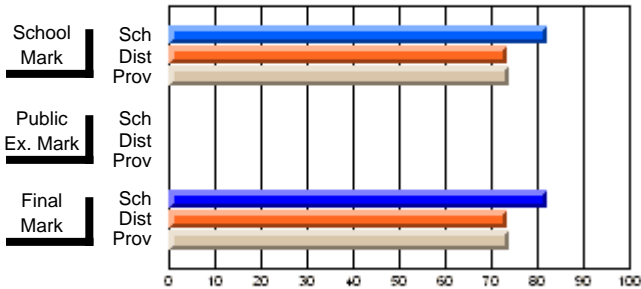
Grades: 7-12

Subject: Physical Education

Course: HEALTHY LIVING 1200											
# students in course: 54											
	School Mark	School vs District	School vs Province		Public Exam Mark	School vs District	School vs Province		Final Mark	School vs District	School vs Province
Average Score											
School	82.2								82.2		
District	73.3	P	P						73.3	P	P
Province	74.0								74.0		
Percent of Passes											
School	98.1								98.1		
District	91.3	P	P						91.3	P	P
Province	91.8								91.8		

Average Scores

Percent Passes



* Data from the High School Certification System. The results from supplementary courses are not reflected in these results. All students obtaining a score of 48 or 49 on the final mark, were adjusted to 50 and are reflected in the Final Mark column.

District 4 - Eastern

#476 - Baccalieu Collegiate, Old Perlican

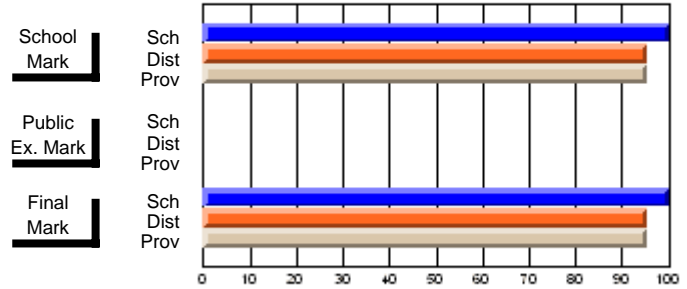
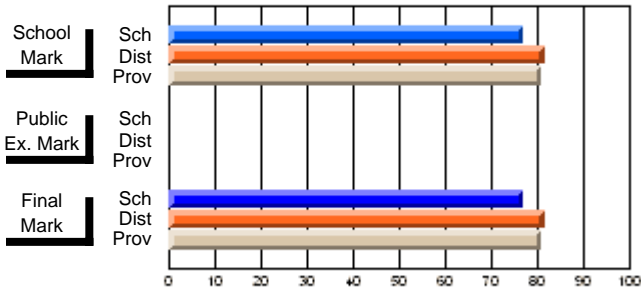
Grades: 7-12

Subject: Physical Education

Course: PHYSICAL EDUCATION 2100														
# students in course: 13														
		School Mark	School vs District	School vs Province			Public Exam Mark	School vs District	School vs Province			Final Mark	School vs District	School vs Province
Average Score														
School		76.9										76.9		
District		81.5	q	q								81.5	q	q
Province		80.7										80.7		
Percent of Passes														
School		100.0										100.0		
District		95.5	p	p								95.5	p	p
Province		95.2										95.2		

Average Scores

Percent Passes



* Data from the High School Certification System. The results from supplementary courses are not reflected in these results. All students obtaining a score of 48 or 49 on the final mark, were adjusted to 50 and are reflected in the Final Mark column.

District 4 - Eastern

#476 - Baccalieu Collegiate, Old Perlican

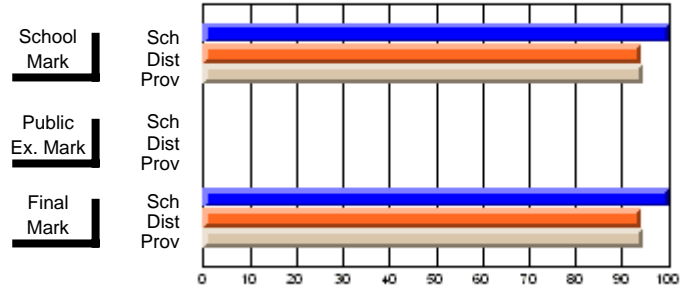
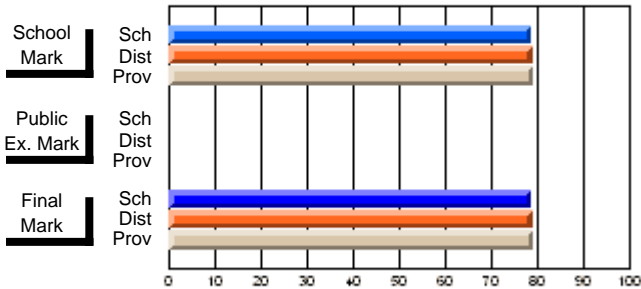
Grades: 7-12

Subject: Physical Education

Course: PHYSICAL EDUCATION 2101														
# students in course: 11														
		School Mark	School vs District	School vs Province			Public Exam Mark	School vs District	School vs Province			Final Mark	School vs District	School vs Province
Average Score														
School		78.6										78.6		
District		78.8	q	q								78.8	q	q
Province		79.0										79.0		
Percent of Passes														
School		100.0										100.0		
District		94.1	p	p								94.1	p	p
Province		94.4										94.4		

Average Scores

Percent Passes



* Data from the High School Certification System. The results from supplementary courses are not reflected in these results. All students obtaining a score of 48 or 49 on the final mark, were adjusted to 50 and are reflected in the Final Mark column.

District 4 - Eastern

#476 - Baccalieu Collegiate, Old Perlican

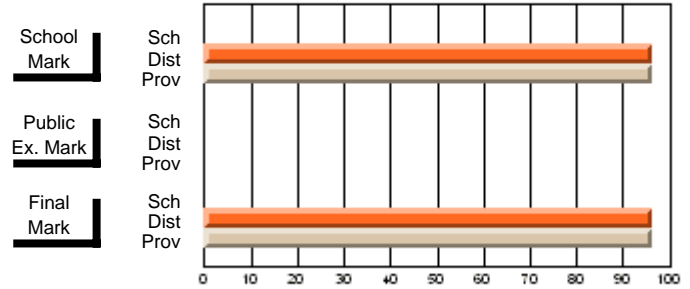
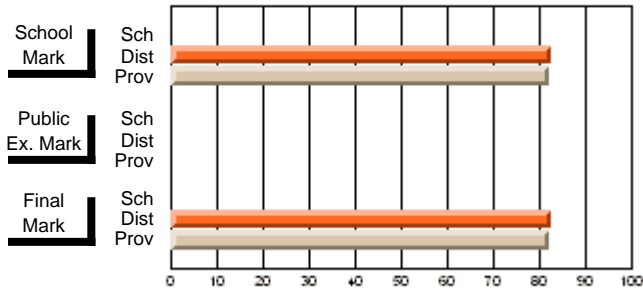
Grades: 7-12

Subject: Physical Education

Course: PHYSICAL EDUCATION 3100				School data has 5 or fewer students. Data withheld for reasons of confidentiality.						
# students in course: 2		School Mark	School vs District	School vs Province	Public Exam Mark	School vs District	School vs Province	Final Mark	School vs District	School vs Province
Average Score										
School										
District		82.6	P	P				82.6	P	P
Province		82.0						82.0		
Percent of Passes										
School										
District		96.1	P	P				96.1	P	P
Province		96.1						96.1		

Average Scores

Percent Passes



* Data from the High School Certification System. The results from supplementary courses are not reflected in these results. All students obtaining a score of 48 or 49 on the final mark, were adjusted to 50 and are reflected in the Final Mark column.

District 4 - Eastern

#476 - Baccalieu Collegiate, Old Perlican

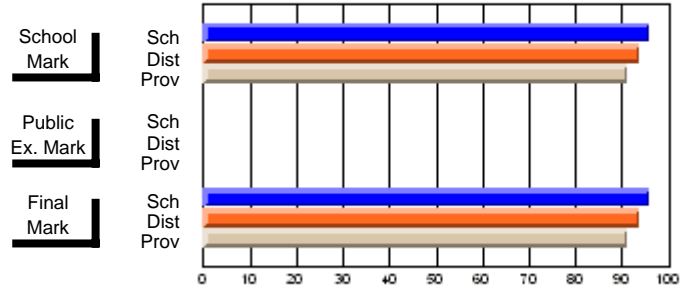
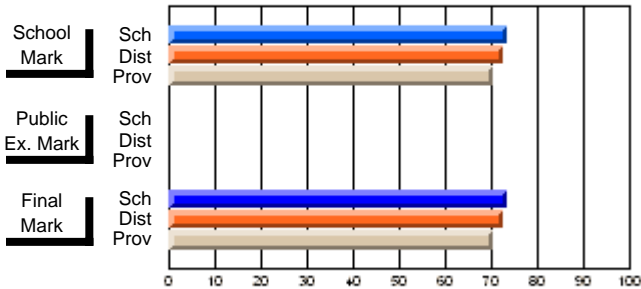
Grades: 7-12

Subject: Social Studies

Course: CANADIAN HISTORY 1201									
# students in course: 25									
	School Mark	School vs District	School vs Province	Public Exam Mark	School vs District	School vs Province	Final Mark	School vs District	School vs Province
Average Score									
School	73.6						73.6		
District	72.6	P	P				72.6	P	P
Province	70.5						70.5		
Percent of Passes									
School	96.0						96.0		
District	93.8	P	P				93.8	P	P
Province	91.3						91.3		

Average Scores

Percent Passes



* Data from the High School Certification System. The results from supplementary courses are not reflected in these results. All students obtaining a score of 48 or 49 on the final mark, were adjusted to 50 and are reflected in the Final Mark column.

District 4 - Eastern

#476 - Baccalieu Collegiate, Old Perlican

Grades: 7-12

Subject: Social Studies

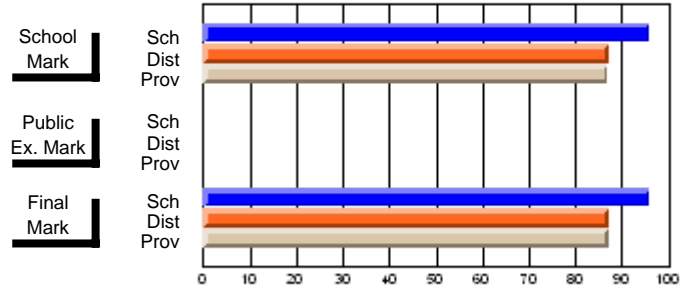
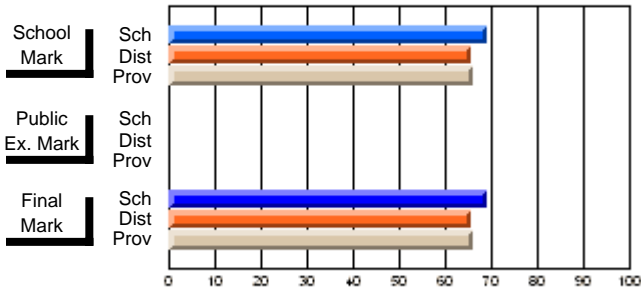
Course: CANADIAN GEOGRAPHY 1202

students in course: 25

	School Mark	School vs District	School vs Province	Public Exam Mark	School vs District	School vs Province	Final Mark	School vs District	School vs Province
Average Score									
School	69.2						69.2		
District	65.6	P	P				65.6	P	P
Province	66.0						66.0		
Percent of Passes									
School	96.0						96.0		
District	87.3	P	P				87.3	P	P
Province	87.0						87.1		

Average Scores

Percent Passes



* Data from the High School Certification System. The results from supplementary courses are not reflected in these results. All students obtaining a score of 48 or 49 on the final mark, were adjusted to 50 and are reflected in the Final Mark column.

District 4 - Eastern

#476 - Baccalieu Collegiate, Old Perlican

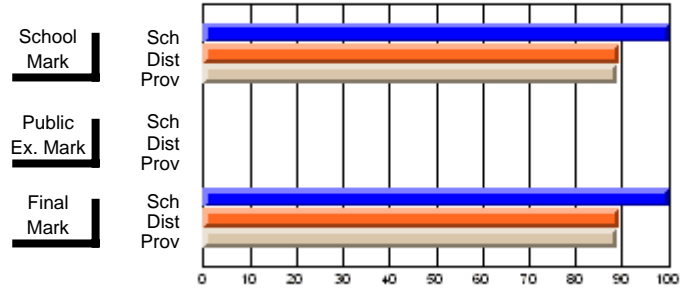
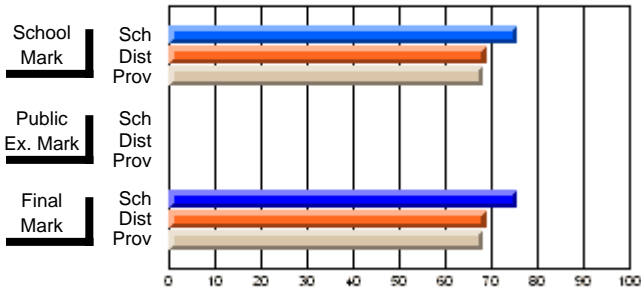
Grades: 7-12

Subject: Social Studies

Course: CANADIAN LAW 2204									
# students in course: 38									
	School Mark	School vs District	School vs Province	Public Exam Mark	School vs District	School vs Province	Final Mark	School vs District	School vs Province
Average Score									
School	75.7						75.7		
District	68.8	P	P				68.8	P	P
Province	68.2						68.2		
Percent of Passes									
School	100.0						100.0		
District	89.3	P	P				89.3	P	P
Province	88.9						88.9		

Average Scores

Percent Passes



* Data from the High School Certification System. The results from supplementary courses are not reflected in these results. All students obtaining a score of 48 or 49 on the final mark, were adjusted to 50 and are reflected in the Final Mark column.

District 4 - Eastern

#476 - Baccalieu Collegiate, Old Perlican

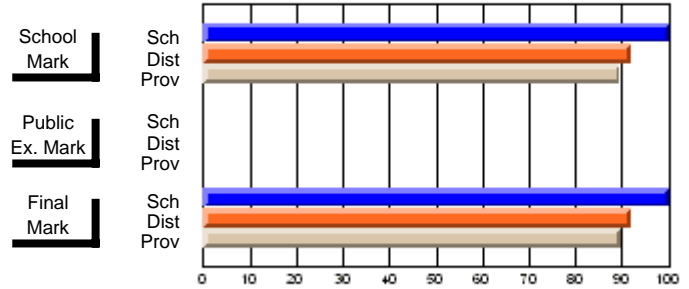
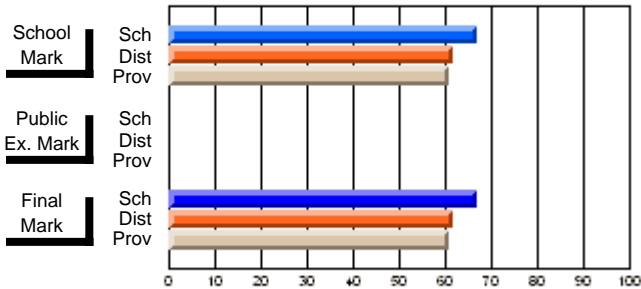
Grades: 7-12

Subject: Social Studies

Course: WORLD GEOGRAPHY 3200											
# students in course: 11											
	School Mark	School vs District	School vs Province		Public Exam Mark	School vs District	School vs Province		Final Mark	School vs District	School vs Province
Average Score											
School	66.9								66.9		
District	61.7	P	P						61.7	P	P
Province	60.9								60.9		
Percent of Passes											
School	100.0								100.0		
District	91.8	P	P						91.9	P	P
Province	89.5								89.7		

Average Scores

Percent Passes



* Data from the High School Certification System. The results from supplementary courses are not reflected in these results. All students obtaining a score of 48 or 49 on the final mark, were adjusted to 50 and are reflected in the Final Mark column.

District 4 - Eastern

#476 - Baccalieu Collegiate, Old Perlican

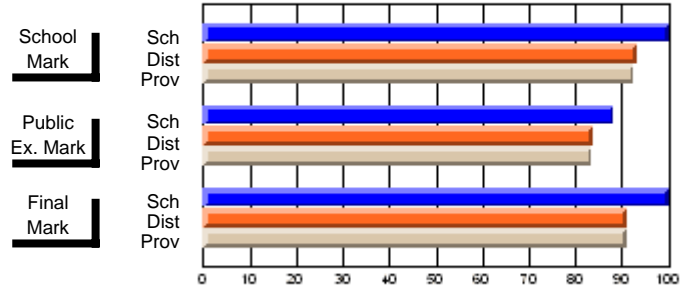
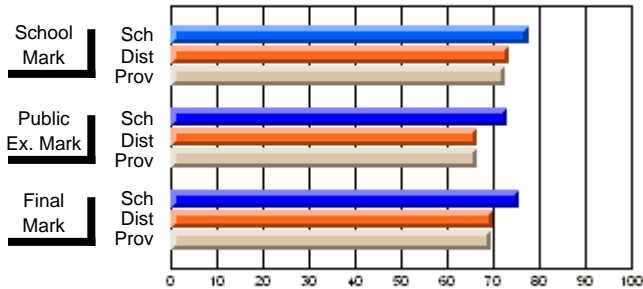
Grades: 7-12

Subject: Social Studies

Course: WORLD HISTORY 3201									
# students in course: 17									
	School Mark	School vs District	School vs Province	Public Exam Mark	School vs District	School vs Province	Final Mark	School vs District	School vs Province
Average Score									
School	77.5			72.9			75.5		
District	73.4	P	P	66.5	P	P	70.0	P	P
Province	72.7			66.6			69.7		
Percent of Passes									
School	100.0			88.2			100.0		
District	93.1	P	P	83.7	P	P	90.9	P	P
Province	92.6			83.5			90.9		

Average Scores

Percent Passes



* Data from the High School Certification System. The results from supplementary courses are not reflected in these results. All students obtaining a score of 48 or 49 on the final mark, were adjusted to 50 and are reflected in the Final Mark column.

District 4 - Eastern

#476 - Baccalieu Collegiate, Old Perlican

Grades: 7-12

Subject: Social Studies

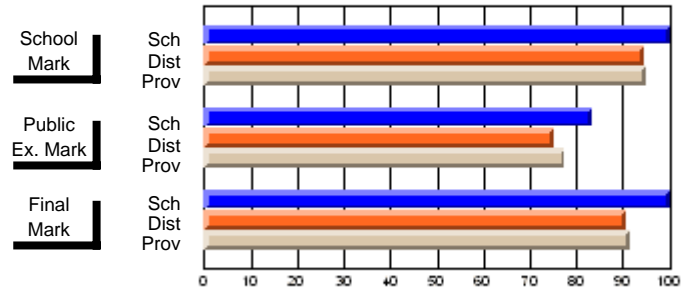
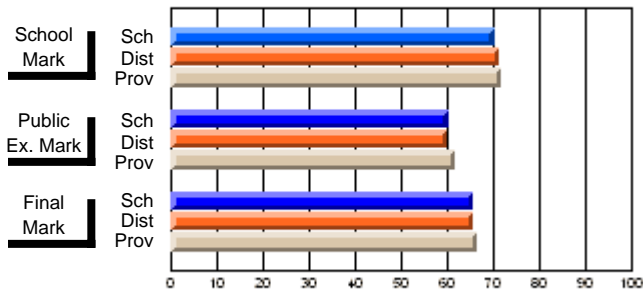
Course: WORLD GEOGRAPHY 3202

students in course: 12

	School Mark	School vs District	School vs Province	Public Exam Mark	School vs District	School vs Province	Final Mark	School vs District	School vs Province
Average Score									
School	70.2			60.2			65.7		
District	71.2	q	q	60.1	p	q	65.5	p	q
Province	71.7			61.6			66.5		
Percent of Passes									
School	100.0			83.3			100.0		
District	94.4	p	p	75.0	p	p	90.5	p	p
Province	95.0			77.5			91.6		

Average Scores

Percent Passes



* Data from the High School Certification System. The results from supplementary courses are not reflected in these results. All students obtaining a score of 48 or 49 on the final mark, were adjusted to 50 and are reflected in the Final Mark column.

District 4 - Eastern

#476 - Baccalieu Collegiate, Old Perlican

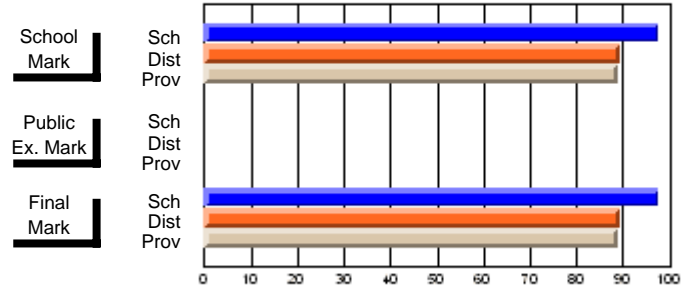
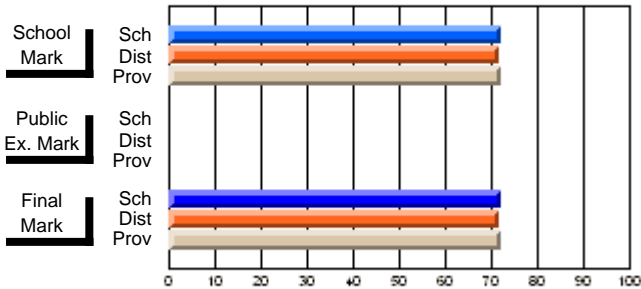
Grades: 7-12

Subject: Guidance

Course: CAREER DEVELOPMENT 2201									
# students in course: 44									
	School Mark		School vs District	School vs Province		Public Exam Mark		School vs District	School vs Province
<u>Average Score</u>									
School	72.1								
District	71.8	P		Q				P	Q
Province	72.2								
<u>Percent of Passes</u>									
School	97.7								
District	89.2	P		P				P	P
Province	88.9								

Average Scores

Percent Passes



* Data from the High School Certification System. The results from supplementary courses are not reflected in these results. All students obtaining a score of 48 or 49 on the final mark, were adjusted to 50 and are reflected in the Final Mark column.

District 4 - Eastern

#476 - Baccalieu Collegiate, Old Perlican

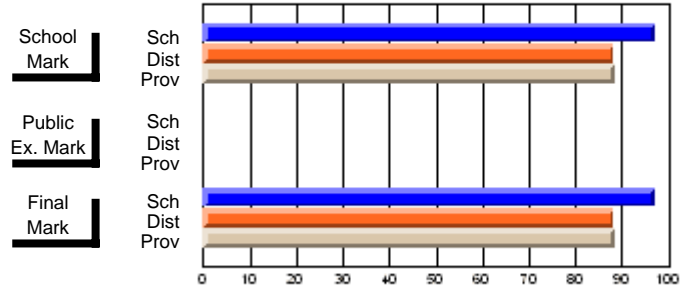
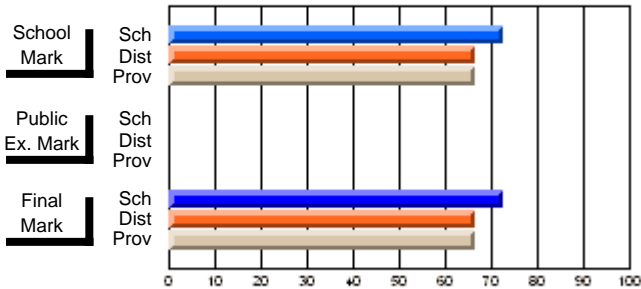
Grades: 7-12

Subject: Science

Course: SCIENCE 1206									
# students in course: 36									
	School Mark	School vs District	School vs Province	Public Exam Mark	School vs District	School vs Province	Final Mark	School vs District	School vs Province
Average Score									
School	72.4						72.4		
District	66.4	P	P				66.4	P	P
Province	66.4						66.4		
Percent of Passes									
School	97.2						97.2		
District	88.2	P	P				88.2	P	P
Province	88.5						88.5		

Average Scores

Percent Passes



* Data from the High School Certification System. The results from supplementary courses are not reflected in these results. All students obtaining a score of 48 or 49 on the final mark, were adjusted to 50 and are reflected in the Final Mark column.

District 4 - Eastern

#476 - Baccalieu Collegiate, Old Perlican

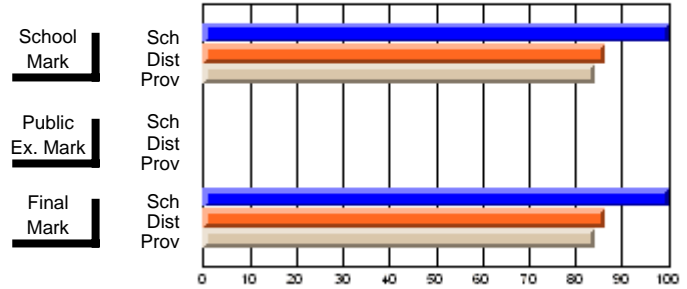
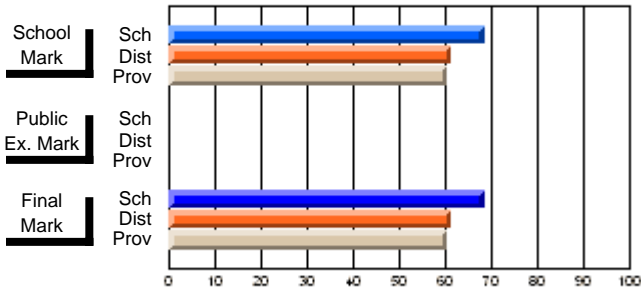
Grades: 7-12

Subject: Science

Course: SCIENCE 2200									
# students in course: 25									
	School Mark	School vs District	School vs Province	Public Exam Mark	School vs District	School vs Province	Final Mark	School vs District	School vs Province
Average Score									
School	68.4						68.4		
District	61.4	P	P				61.4	P	P
Province	60.3						60.3		
Percent of Passes									
School	100.0						100.0		
District	86.2	P	P				86.2	P	P
Province	84.3						84.3		

Average Scores

Percent Passes



* Data from the High School Certification System. The results from supplementary courses are not reflected in these results. All students obtaining a score of 48 or 49 on the final mark, were adjusted to 50 and are reflected in the Final Mark column.

District 4 - Eastern

#476 - Baccalieu Collegiate, Old Perlican

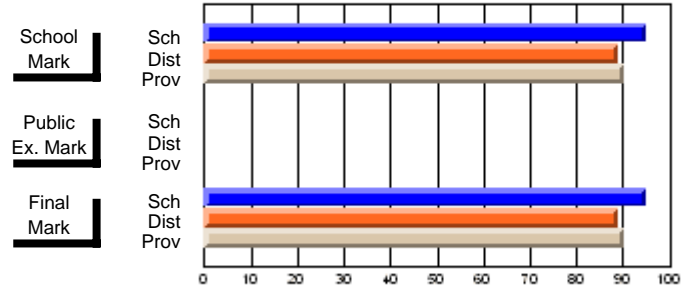
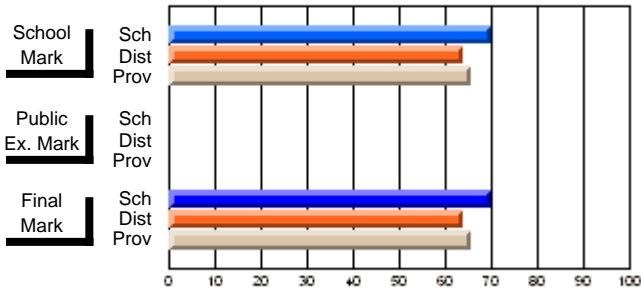
Grades: 7-12

Subject: Science

Course: BIOLOGY 2201									
# students in course: 40									
	School Mark	School vs District	School vs Province	Public Exam Mark	School vs District	School vs Province	Final Mark	School vs District	School vs Province
Average Score									
School	70.1						70.1		
District	63.9	P	P				63.9	P	P
Province	65.5						65.5		
Percent of Passes									
School	95.0						95.0		
District	89.0	P	P				89.0	P	P
Province	90.1						90.1		

Average Scores

Percent Passes



* Data from the High School Certification System. The results from supplementary courses are not reflected in these results. All students obtaining a score of 48 or 49 on the final mark, were adjusted to 50 and are reflected in the Final Mark column.

District 4 - Eastern

#476 - Baccalieu Collegiate, Old Perlican

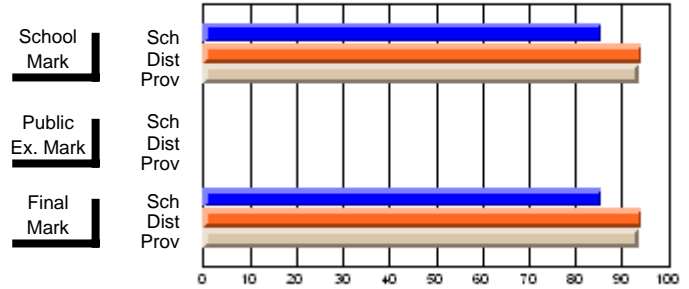
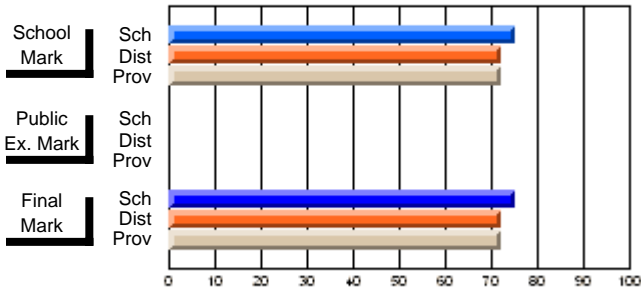
Grades: 7-12

Subject: Science

Course: CHEMISTRY 2202														
# students in course: 7														
		School Mark	School vs District	School vs Province			Public Exam Mark	School vs District	School vs Province			Final Mark	School vs District	School vs Province
Average Score														
School		75.3										75.3		
District		72.3	P	P								72.3	P	P
Province		72.3										72.3		
Percent of Passes														
School		85.7										85.7		
District		94.3	q	q								94.3	q	q
Province		93.6										93.7		

Average Scores

Percent Passes



* Data from the High School Certification System. The results from supplementary courses are not reflected in these results. All students obtaining a score of 48 or 49 on the final mark, were adjusted to 50 and are reflected in the Final Mark column.

District 4 - Eastern

#476 - Baccalieu Collegiate, Old Perlican

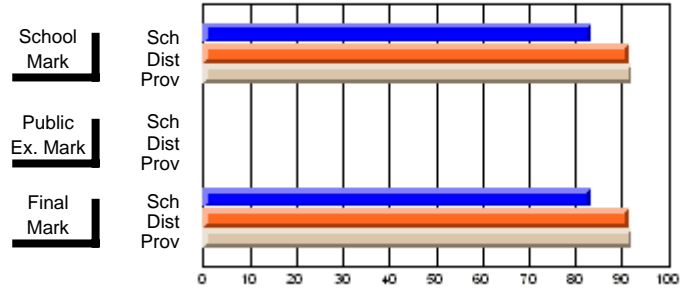
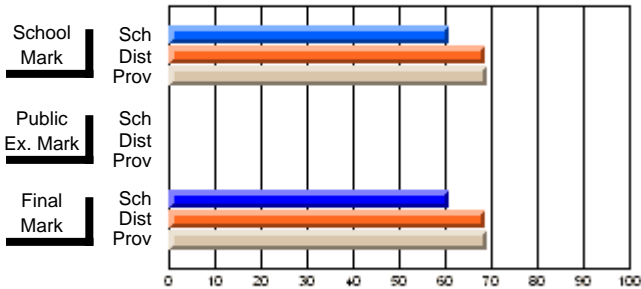
Grades: 7-12

Subject: Science

Course: PHYSICS 2204									
# students in course: 18									
	School Mark	School vs District	School vs Province	Public Exam Mark	School vs District	School vs Province	Final Mark	School vs District	School vs Province
Average Score									
School	60.7						60.7		
District	68.7	q	q				68.7	q	q
Province	69.1						69.1		
Percent of Passes									
School	83.3						83.3		
District	91.4	q	q				91.4	q	q
Province	92.1						92.1		

Average Scores

Percent Passes



* Data from the High School Certification System. The results from supplementary courses are not reflected in these results. All students obtaining a score of 48 or 49 on the final mark, were adjusted to 50 and are reflected in the Final Mark column.

District 4 - Eastern

#476 - Baccalieu Collegiate, Old Perlican

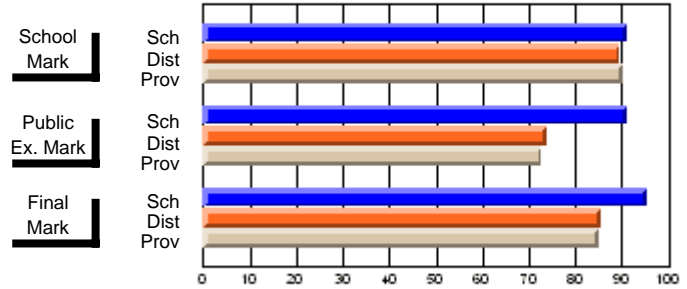
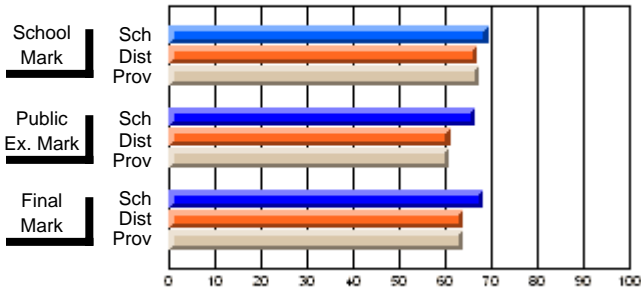
Grades: 7-12

Subject: Science

Course: BIOLOGY 3201									
# students in course: 22									
	School Mark	School vs District	School vs Province	Public Exam Mark	School vs District	School vs Province	Final Mark	School vs District	School vs Province
Average Score									
School	69.3			66.6			68.3		
District	66.9	P	P	61.0	P	P	63.9	P	P
Province	67.4			60.8			63.9		
Percent of Passes									
School	90.9			90.9			95.5		
District	89.5	P	P	73.8	P	P	85.3	P	P
Province	90.3			72.8			85.0		

Average Scores

Percent Passes



* Data from the High School Certification System. The results from supplementary courses are not reflected in these results. All students obtaining a score of 48 or 49 on the final mark, were adjusted to 50 and are reflected in the Final Mark column.

District 4 - Eastern

#476 - Baccalieu Collegiate, Old Perlican

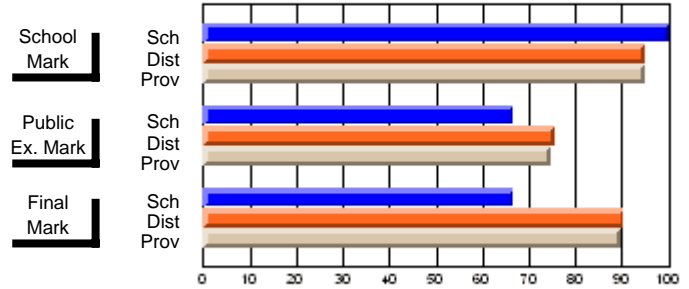
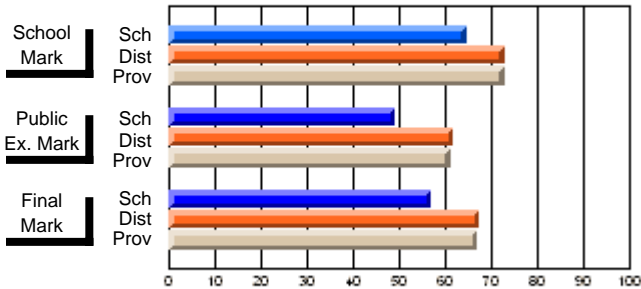
Grades: 7-12

Subject: Science

Course: CHEMISTRY 3202										
# students in course: 6										
		School Mark	School vs District	School vs Province	Public Exam Mark	School vs District	School vs Province	Final Mark	School vs District	School vs Province
Average Score		64.5			49.0			56.8		
School		72.8	q	q	61.6	q	q	67.5	q	q
District		72.8			61.1			67.1		
Province										
Percent of Passes		100.0			66.7			66.7		
School		95.0	P	P	75.7	q	q	90.4	q	q
District		95.0			74.6			89.8		
Province										

Average Scores

Percent Passes



* Data from the High School Certification System. The results from supplementary courses are not reflected in these results. All students obtaining a score of 48 or 49 on the final mark, were adjusted to 50 and are reflected in the Final Mark column.

District 4 - Eastern

#476 - Baccalieu Collegiate, Old Perlican

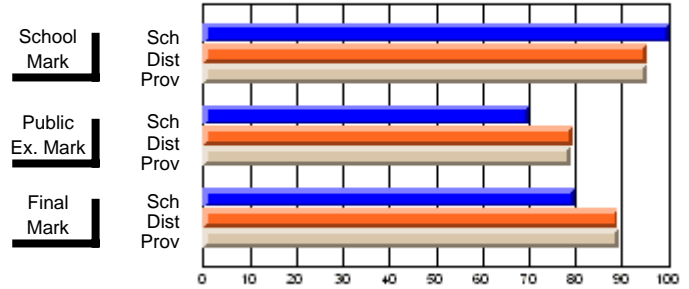
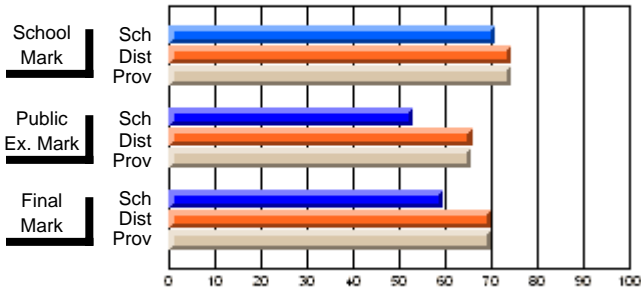
Grades: 7-12

Subject: Science

Course: PHYSICS 3204											
# students in course: 10											
	School Mark	School vs District	School vs Province		Public Exam Mark	School vs District	School vs Province		Final Mark	School vs District	School vs Province
Average Score											
School	70.7				53.1				59.7		
District	74.3	q	q		65.8	q	q		70.1	q	q
Province	74.4				65.6				70.0		
Percent of Passes											
School	100.0				70.0				80.0		
District	95.5	p	p		79.4	q	q		89.1	q	q
Province	95.2				79.0				89.2		

Average Scores

Percent Passes



* Data from the High School Certification System. The results from supplementary courses are not reflected in these results. All students obtaining a score of 48 or 49 on the final mark, were adjusted to 50 and are reflected in the Final Mark column.

District 4 - Eastern

#476 - Baccalieu Collegiate, Old Perlican

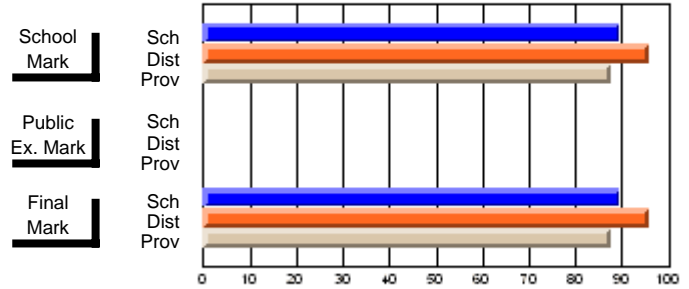
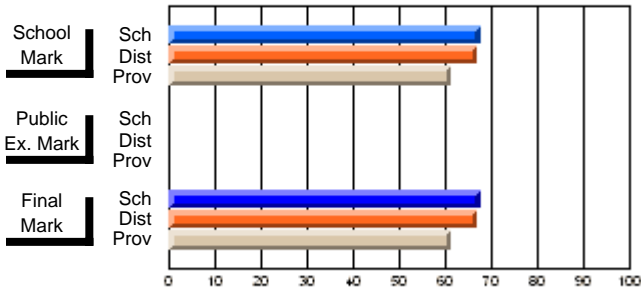
Grades: 7-12

Subject: Science

Course: ENVIRONMENTAL SCIENCE 3215									
# students in course: 19									
	School Mark	School vs District	School vs Province	Public Exam Mark	School vs District	School vs Province	Final Mark	School vs District	School vs Province
Average Score									
School	67.6						67.6		
District	66.9	P	P				66.9	P	P
Province	61.3						61.3		
Percent of Passes									
School	89.5						89.5		
District	95.7	q	P				95.7	q	P
Province	87.5						87.5		

Average Scores

Percent Passes



* Data from the High School Certification System. The results from supplementary courses are not reflected in these results. All students obtaining a score of 48 or 49 on the final mark, were adjusted to 50 and are reflected in the Final Mark column.

District 4 - Eastern

#476 - Baccalieu Collegiate, Old Perlican

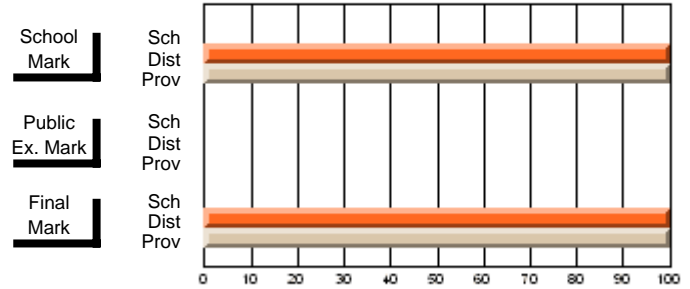
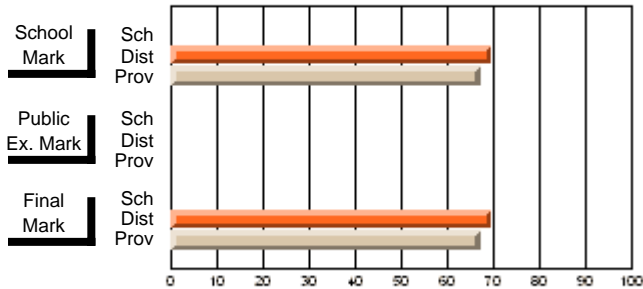
Grades: 7-12

Subject: Science

Course: ENVIRONMENTAL SCIENCE 3265				School data has 5 or fewer students. Data withheld for reasons of confidentiality.										
# students in course: 4														
		School Mark	School vs District	School vs Province			Public Exam Mark	School vs District	School vs Province			Final Mark	School vs District	School vs Province
Average Score														
School														
District		69.5	q	q								69.5	q	q
Province		67.1										67.1		
Percent of Passes														
School														
District		100.0	p	p								100.0	p	p
Province		100.0										100.0		

Average Scores

Percent Passes



* Data from the High School Certification System. The results from supplementary courses are not reflected in these results. All students obtaining a score of 48 or 49 on the final mark, were adjusted to 50 and are reflected in the Final Mark column.

District 4 - Eastern

#476 - Baccalieu Collegiate, Old Perlican

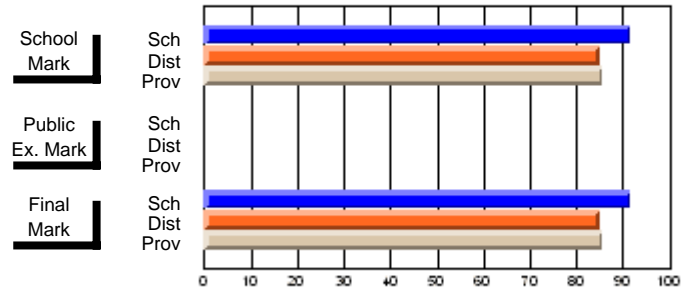
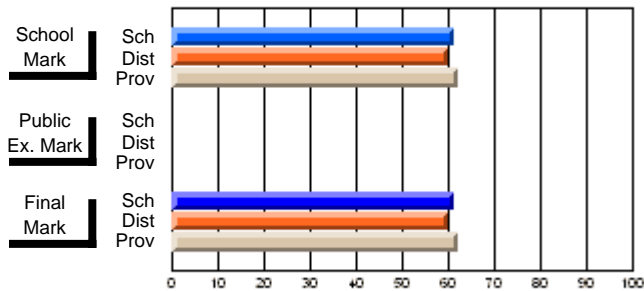
Grades: 7-12

Subject: English Language

Course: ENGLISH 1200									
# students in course: 12									
	School Mark	School vs District	School vs Province	Public Exam Mark	School vs District	School vs Province	Final Mark	School vs District	School vs Province
Average Score									
School	61.3						61.3		
District	60.0	P	Q				60.0	P	Q
Province	62.1						62.1		
Percent of Passes									
School	91.7						91.7		
District	85.0	P	P				85.0	P	P
Province	85.7						85.7		

Average Scores

Percent Passes



* Data from the High School Certification System. The results from supplementary courses are not reflected in these results. All students obtaining a score of 48 or 49 on the final mark, were adjusted to 50 and are reflected in the Final Mark column.

District 4 - Eastern

#476 - Baccalieu Collegiate, Old Perlican

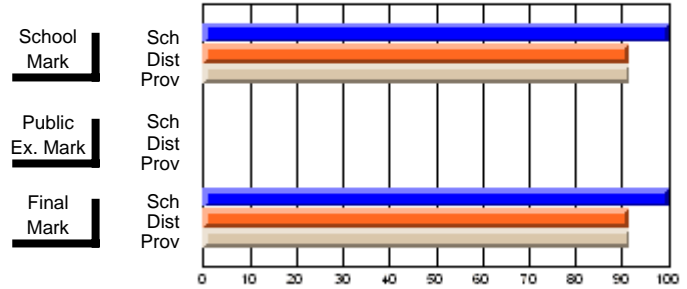
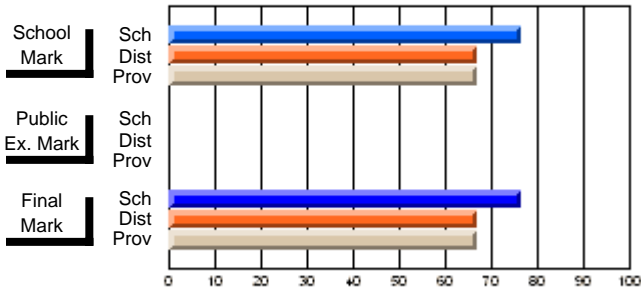
Grades: 7-12

Subject: English Language

Course: ENGLISH 1201														
# students in course: 37														
		School Mark	School vs District	School vs Province			Public Exam Mark	School vs District	School vs Province			Final Mark	School vs District	School vs Province
Average Score														
School		76.6										76.6		
District		67.0	P	P								67.0	P	P
Province		67.1										67.1		
Percent of Passes														
School		100.0										100.0		
District		91.4	P	P								91.4	P	P
Province		91.7										91.7		

Average Scores

Percent Passes



* Data from the High School Certification System. The results from supplementary courses are not reflected in these results. All students obtaining a score of 48 or 49 on the final mark, were adjusted to 50 and are reflected in the Final Mark column.

District 4 - Eastern

#476 - Baccalieu Collegiate, Old Perlican

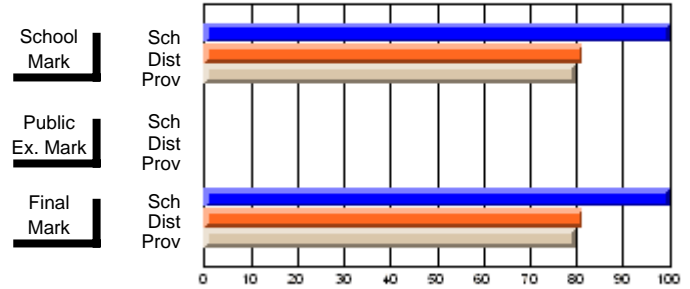
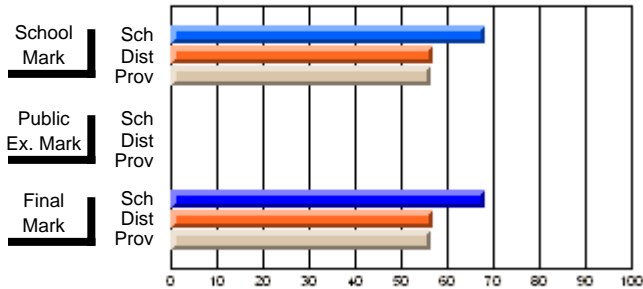
Grades: 7-12

Subject: English Language

Course: ENGLISH 1202									
# students in course: 16									
	School Mark	School vs District	School vs Province	Public Exam Mark	School vs District	School vs Province	Final Mark	School vs District	School vs Province
Average Score									
School	68.1						68.1		
District	57.1	P	P				57.1	P	P
Province	56.5						56.5		
Percent of Passes									
School	100.0						100.0		
District	81.4	P	P				81.4	P	P
Province	80.0						80.0		

Average Scores

Percent Passes



* Data from the High School Certification System. The results from supplementary courses are not reflected in these results. All students obtaining a score of 48 or 49 on the final mark, were adjusted to 50 and are reflected in the Final Mark column.

District 4 - Eastern

#476 - Baccalieu Collegiate, Old Perlican

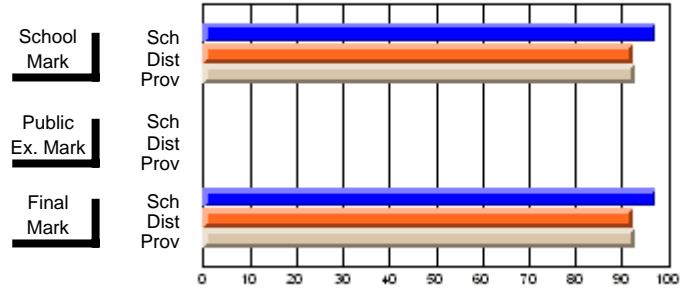
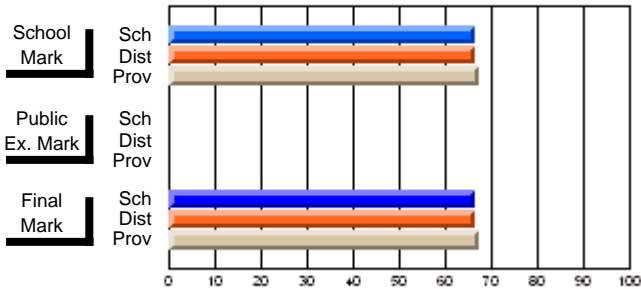
Grades: 7-12

Subject: English Language

Course: ENGLISH 2201									
# students in course: 37									
	School Mark	School vs District	School vs Province	Public Exam Mark	School vs District	School vs Province	Final Mark	School vs District	School vs Province
Average Score									
School	66.4						66.4		
District	66.5	q	q				66.5	q	q
Province	67.2						67.2		
Percent of Passes									
School	97.3						97.3		
District	92.2	p	p				92.2	p	p
Province	92.9						92.9		

Average Scores

Percent Passes



* Data from the High School Certification System. The results from supplementary courses are not reflected in these results. All students obtaining a score of 48 or 49 on the final mark, were adjusted to 50 and are reflected in the Final Mark column.

District 4 - Eastern

#476 - Baccalieu Collegiate, Old Perlican

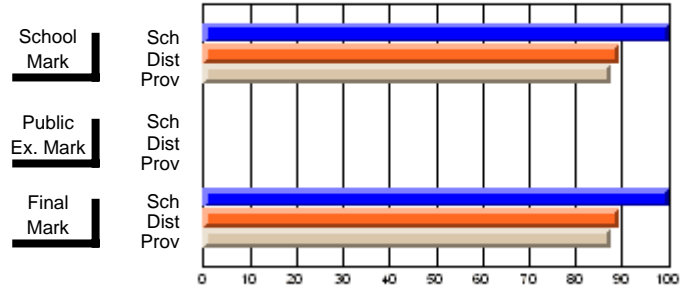
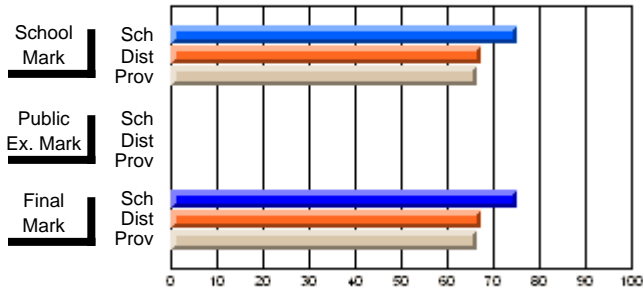
Grades: 7-12

Subject: English Language

Course: WRITING 2203											
# students in course: 21											
	School Mark	School vs District	School vs Province		Public Exam Mark	School vs District	School vs Province		Final Mark	School vs District	School vs Province
Average Score											
School	75.1								75.1		
District	67.2	P	P						67.2	P	P
Province	66.5								66.5		
Percent of Passes											
School	100.0								100.0		
District	89.3	P	P						89.3	P	P
Province	87.7								87.7		

Average Scores

Percent Passes



* Data from the High School Certification System. The results from supplementary courses are not reflected in these results. All students obtaining a score of 48 or 49 on the final mark, were adjusted to 50 and are reflected in the Final Mark column.

District 4 - Eastern

#476 - Baccalieu Collegiate, Old Perlican

Grades: 7-12

Subject: English Language

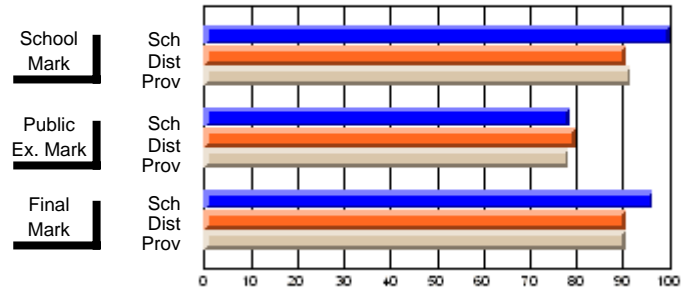
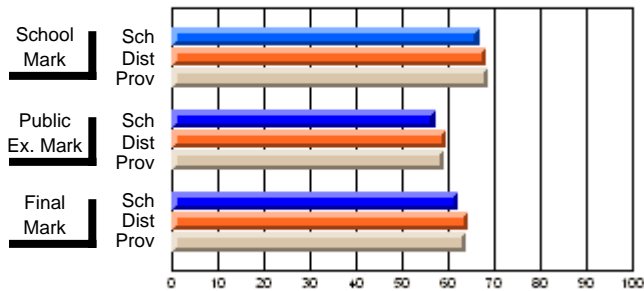
Course: ENGLISH LANGUAGE ARTS 3201			
# students in course: 28			
	School Mark	School vs District	School vs Province
Average Score			
School	66.7		
District	68.3	q	q
Province	68.6		
Percent of Passes			
School	100.0		
District	90.7	p	p
Province	91.7		

	Public Exam Mark	School vs District	School vs Province
Public Exam Mark			
School	57.1		
District	59.7	q	q
Province	58.9		
Final Mark			
School	62.2		
District	64.2	q	q
Province	63.7		

	School Mark	School vs District	School vs Province
Final Mark			
School	96.4		
District	90.5	p	p
Province	90.7		

Average Scores

Percent Passes



* Data from the High School Certification System. The results from supplementary courses are not reflected in these results. All students obtaining a score of 48 or 49 on the final mark, were adjusted to 50 and are reflected in the Final Mark column.

District 4 - Eastern

#476 - Baccalieu Collegiate, Old Perlican

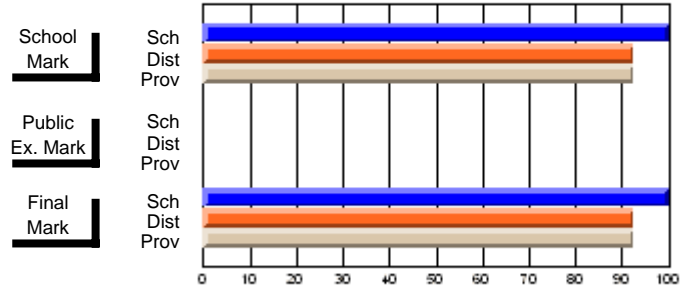
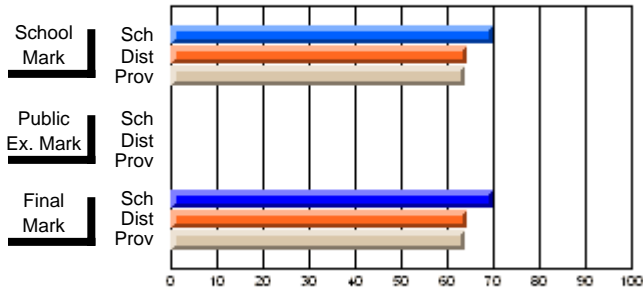
Grades: 7-12

Subject: English Language

Course: ENGLISH LANGUAGE ARTS 3202									
# students in course: 20									
	School Mark	School vs District	School vs Province	Public Exam Mark	School vs District	School vs Province	Final Mark	School vs District	School vs Province
Average Score									
School	70.1						70.1		
District	64.4	P	P				64.4	P	P
Province	63.7						63.7		
Percent of Passes									
School	100.0						100.0		
District	92.6	P	P				92.6	P	P
Province	92.5						92.6		

Average Scores

Percent Passes



* Data from the High School Certification System. The results from supplementary courses are not reflected in these results. All students obtaining a score of 48 or 49 on the final mark, were adjusted to 50 and are reflected in the Final Mark column.

District 4 - Eastern

#476 - Baccalieu Collegiate, Old Perlican

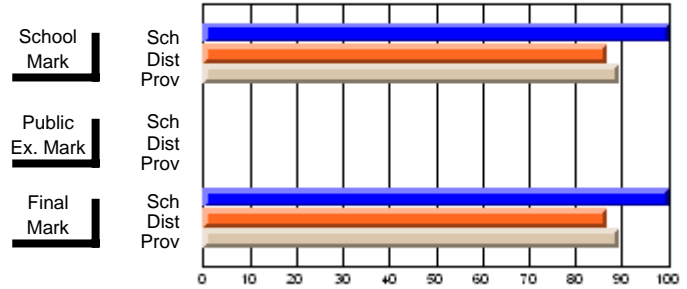
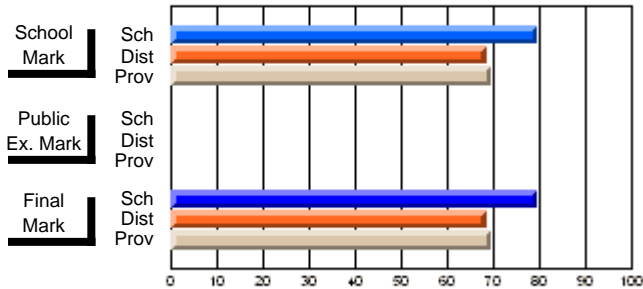
Grades: 7-12

Subject: English Language

Course: FOLK LITERATURE 3203									
# students in course: 23									
	School Mark	School vs District	School vs Province	Public Exam Mark	School vs District	School vs Province	Final Mark	School vs District	School vs Province
Average Score									
School	79.6						79.6		
District	68.4	P	P				68.4	P	P
Province	69.4						69.4		
Percent of Passes									
School	100.0						100.0		
District	86.8	P	P				86.8	P	P
Province	89.2						89.2		

Average Scores

Percent Passes



* Data from the High School Certification System. The results from supplementary courses are not reflected in these results. All students obtaining a score of 48 or 49 on the final mark, were adjusted to 50 and are reflected in the Final Mark column.