

District 5 - Conseil scolaire francophone

#107 - École Ste-Anne, La Grand'Terre

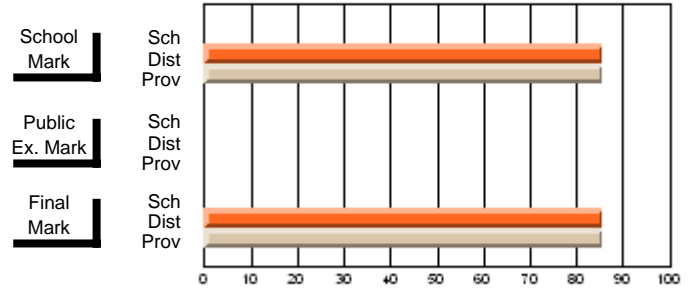
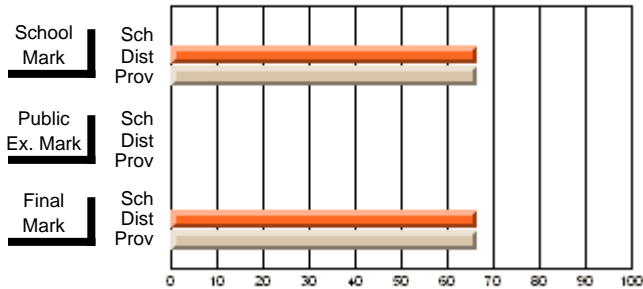
Grades: K-11

**Subject: Mathematics**

Course: MATHEMATIQUES 1231				School data has 5 or fewer students. Data withheld for reasons of confidentiality.										
# students in course: 4														
		<b>School Mark</b>	School vs District	School vs Province			<b>Public Exam Mark</b>	School vs District	School vs Province			<b>Final Mark</b>	School vs District	School vs Province
<b>Average Score</b>														
School														
District		66.3	q	q								66.3	q	q
Province		66.3										66.3		
<b>Percent of Passes</b>														
School														
District		85.7	q	q								85.7	q	q
Province		85.7										85.7		

**Average Scores**

**Percent Passes**



\* Data from the High School Certification System. The results from supplementary courses are not reflected in these results. All students obtaining a score of 48 or 49 on the final mark, were adjusted to 50 and are reflected in the Final Mark column.

District 5 - Conseil scolaire francophone

#107 - École Ste-Anne, La Grand'Terre

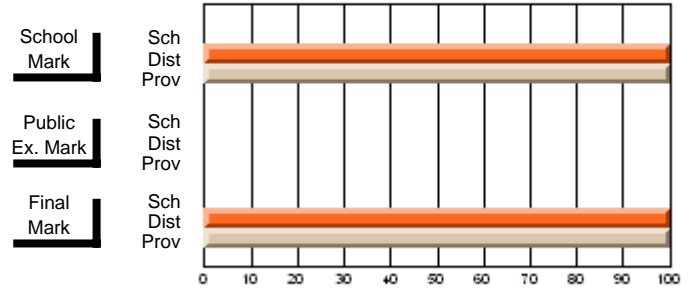
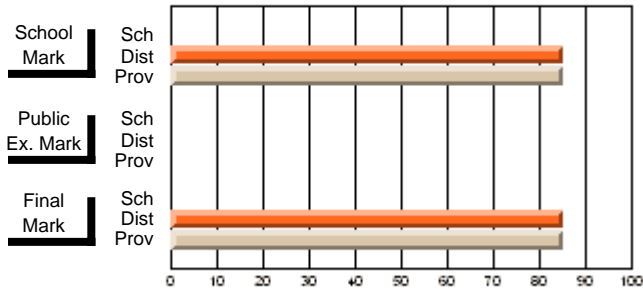
Grades: K-11

**Subject: Mathematics**

Course: MATHEMATIQUES 1232			School data has 5 or fewer students. Data withheld for reasons of confidentiality.			
# students in course: 3	<b>School Mark</b>	School vs District School vs Province	<b>Public Exam Mark</b>	School vs District School vs Province	<b>Final Mark</b>	School vs District School vs Province
<b>Average Score</b>						
School						
District	85.3	P			85.3	P
Province	85.3				85.3	
<b>Percent of Passes</b>						
School						
District	100.0	P			100.0	P
Province	100.0				100.0	

**Average Scores**

**Percent Passes**



\* Data from the High School Certification System. The results from supplementary courses are not reflected in these results. All students obtaining a score of 48 or 49 on the final mark, were adjusted to 50 and are reflected in the Final Mark column.

District 5 - Conseil scolaire francophone

#107 - École Ste-Anne, La Grand'Terre

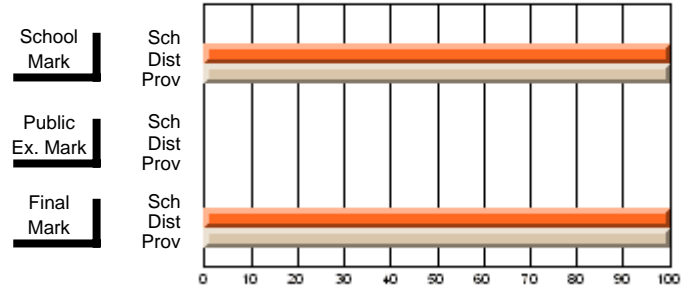
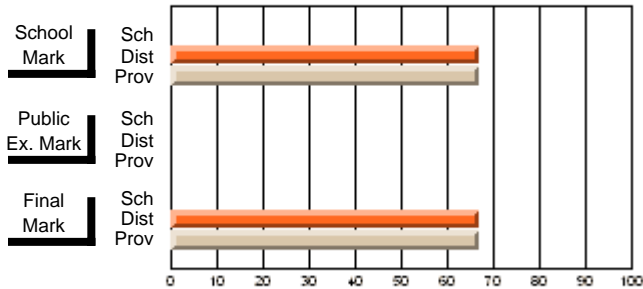
Grades: K-11

Subject: Mathematics

Course: MATHEMATIQUES 1233			School data has 5 or fewer students. Data withheld for reasons of confidentiality.						
# students in course: 5									
	<b>School Mark</b>	School vs District	School vs Province	<b>Public Exam Mark</b>	School vs District	School vs Province	<b>Final Mark</b>	School vs District	School vs Province
<b>Average Score</b>									
School									
District	66.8	P	P				66.8	P	P
Province	66.8						66.8		
<b>Percent of Passes</b>									
School									
District	100.0	P	P				100.0	P	P
Province	100.0						100.0		

Average Scores

Percent Passes



\* Data from the High School Certification System. The results from supplementary courses are not reflected in these results. All students obtaining a score of 48 or 49 on the final mark, were adjusted to 50 and are reflected in the Final Mark column.

District 5 - Conseil scolaire francophone

#107 - École Ste-Anne, La Grand'Terre

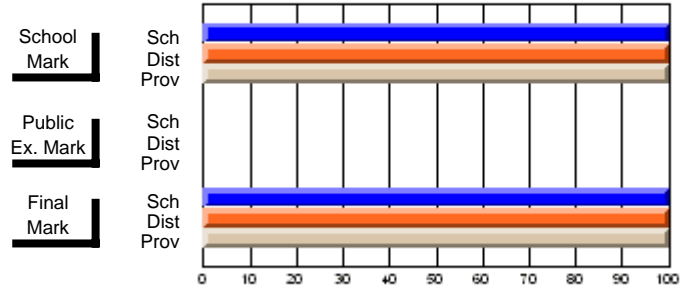
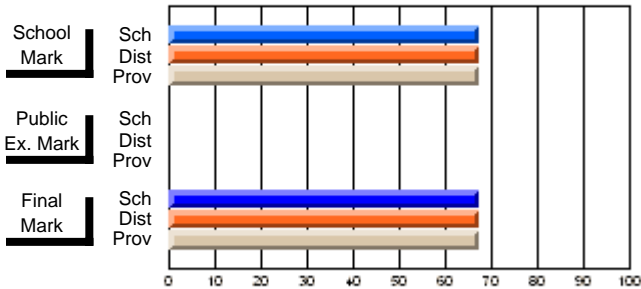
Grades: K-11

**Subject: Mathematics**

Course: MATHEMATICS 2231									
# students in course: 6									
	<b>School Mark</b>	School vs District	School vs Province	<b>Public Exam Mark</b>	School vs District	School vs Province	<b>Final Mark</b>	School vs District	School vs Province
<b>Average Score</b>									
School	<b>67.5</b>						<b>67.5</b>		
District	67.5	P	P				67.5	P	P
Province	67.5						67.5		
<b>Percent of Passes</b>									
School	<b>100.0</b>						<b>100.0</b>		
District	100.0	P	P				100.0	P	P
Province	100.0						100.0		

Average Scores

Percent Passes



\* Data from the High School Certification System. The results from supplementary courses are not reflected in these results. All students obtaining a score of 48 or 49 on the final mark, were adjusted to 50 and are reflected in the Final Mark column.

District 5 - Conseil scolaire francophone

#107 - École Ste-Anne, La Grand'Terre

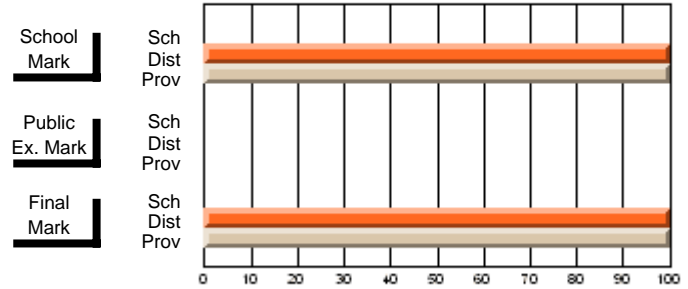
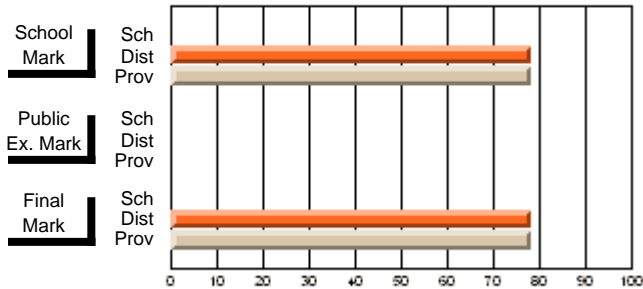
Grades: K-11

**Subject: Mathematics**

Course: MATHEMATIQUES 2232			School data has 5 or fewer students. Data withheld for reasons of confidentiality.						
# students in course: 3	<b>School Mark</b>	School vs District	School vs Province	<b>Public Exam Mark</b>	School vs District	School vs Province	<b>Final Mark</b>	School vs District	School vs Province
<b>Average Score</b>									
School									
District	78.3	P	P				78.3	P	P
Province	78.3						78.3		
<b>Percent of Passes</b>									
School									
District	100.0	P	P				100.0	P	P
Province	100.0						100.0		

Average Scores

Percent Passes



\* Data from the High School Certification System. The results from supplementary courses are not reflected in these results. All students obtaining a score of 48 or 49 on the final mark, were adjusted to 50 and are reflected in the Final Mark column.

District 5 - Conseil scolaire francophone

#107 - École Ste-Anne, La Grand'Terre

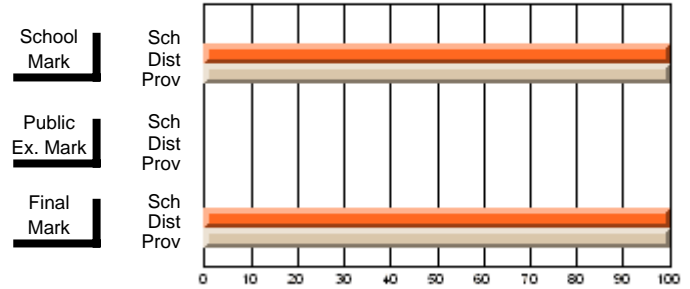
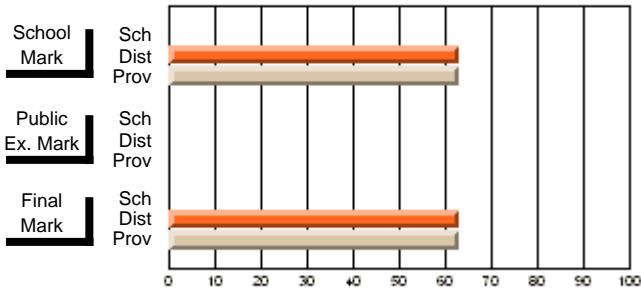
Grades: K-11

**Subject: Mathematics**

Course: MATHEMATIQUES 2233				School data has 5 or fewer students. Data withheld for reasons of confidentiality.					
# students in course: 2									
	<b>School Mark</b>	School vs District	School vs Province	<b>Public Exam Mark</b>	School vs District	School vs Province	<b>Final Mark</b>	School vs District	School vs Province
<b>Average Score</b>									
School									
District	63.0	P	P				63.0	P	P
Province	63.0						63.0		
<b>Percent of Passes</b>									
School									
District	100.0	P	P				100.0	P	P
Province	100.0						100.0		

**Average Scores**

**Percent Passes**



\* Data from the High School Certification System. The results from supplementary courses are not reflected in these results. All students obtaining a score of 48 or 49 on the final mark, were adjusted to 50 and are reflected in the Final Mark column.

District 5 - Conseil scolaire francophone

#107 - École Ste-Anne, La Grand'Terre

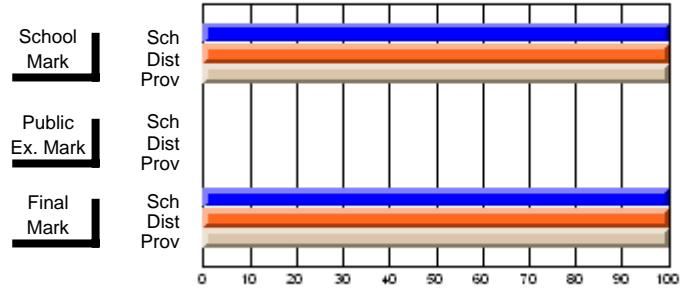
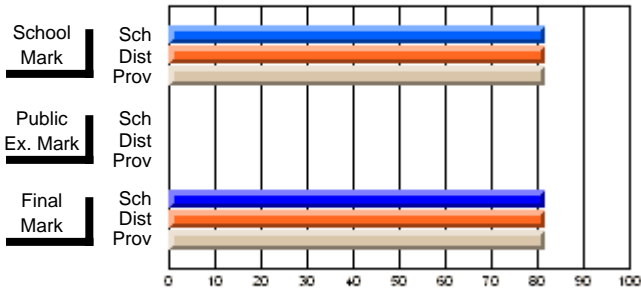
Grades: K-11

**Subject: Physical Education**

<b>Course: EDUCATION PHYSIQUE 1243</b>											
# students in course: 13											
	<b>School Mark</b>	School vs District	School vs Province		<b>Public Exam Mark</b>	School vs District	School vs Province		<b>Final Mark</b>	School vs District	School vs Province
<b>Average Score</b>	<b>81.9</b>								<b>81.9</b>		
School	81.9								81.9		
District	81.9	P	P						81.9	P	P
Province	81.9								81.9		
<b>Percent of Passes</b>	<b>100.0</b>								<b>100.0</b>		
School	100.0								100.0		
District	100.0	P	P						100.0	P	P
Province	100.0								100.0		

**Average Scores**

**Percent Passes**



\* Data from the High School Certification System. The results from supplementary courses are not reflected in these results. All students obtaining a score of 48 or 49 on the final mark, were adjusted to 50 and are reflected in the Final Mark column.

District 5 - Conseil scolaire francophone

#107 - École Ste-Anne, La Grand'Terre

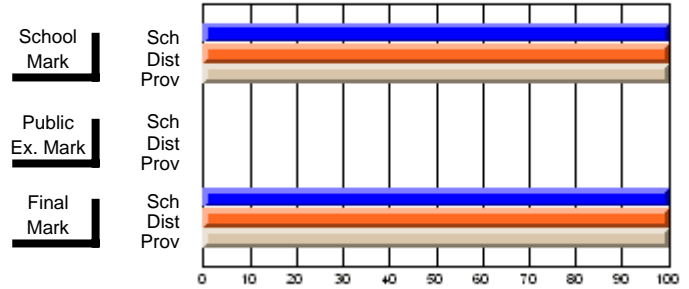
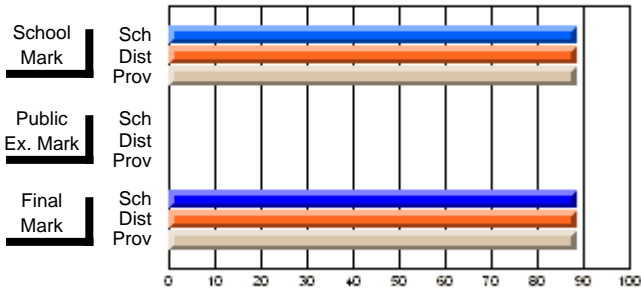
Grades: K-11

**Subject: Physical Education**

Course: EDUCATION PHYSIQUE 2243														
# students in course: 10														
		<b>School Mark</b>	School vs District	School vs Province			<b>Public Exam Mark</b>	School vs District	School vs Province			<b>Final Mark</b>	School vs District	School vs Province
<b>Average Score</b>		<b>88.4</b>										<b>88.4</b>		
School		88.4										88.4	P	P
District		88.4	P	P								88.4	P	P
Province		88.4										88.4		
<b>Percent of Passes</b>		<b>100.0</b>										<b>100.0</b>		
School		100.0										100.0	P	P
District		100.0	P	P								100.0	P	P
Province		100.0										100.0		

Average Scores

Percent Passes



\* Data from the High School Certification System. The results from supplementary courses are not reflected in these results. All students obtaining a score of 48 or 49 on the final mark, were adjusted to 50 and are reflected in the Final Mark column.



District 5 - Conseil scolaire francophone

#107 - École Ste-Anne, La Grand'Terre

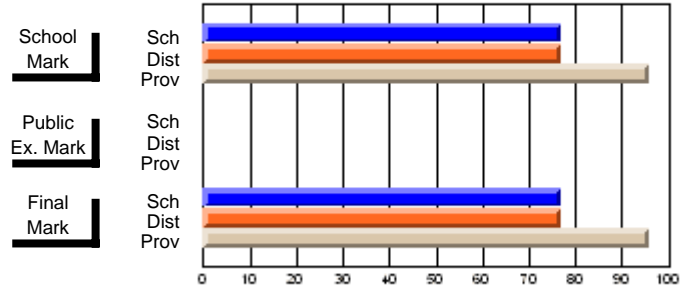
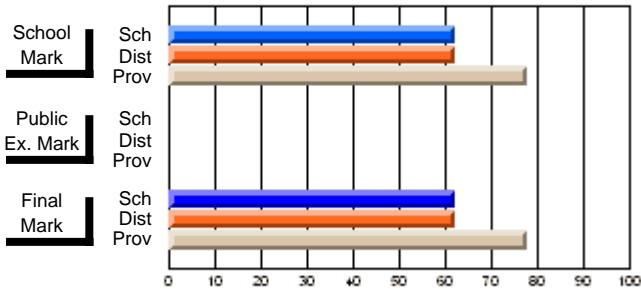
Grades: K-11

**Subject: Social Studies**

Course: HISTOIRE DU CANADA 1231												
# students in course: 13												
		<b>School Mark</b>	School vs District	School vs Province			<b>Public Exam Mark</b>	School vs District	School vs Province			
		<b>Average Score</b>								<b>Final Mark</b>	School vs District	School vs Province
School		62.2								62.2		
District		62.2	p	q						62.2	p	q
Province		77.8								77.8		
		<b>Percent of Passes</b>								<b>Final Mark</b>	School vs District	School vs Province
School		76.9								76.9		
District		76.9	p	q						76.9	p	q
Province		95.7								95.7		

Average Scores

Percent Passes



\* Data from the High School Certification System. The results from supplementary courses are not reflected in these results. All students obtaining a score of 48 or 49 on the final mark, were adjusted to 50 and are reflected in the Final Mark column.

District 5 - Conseil scolaire francophone

#107 - École Ste-Anne, La Grand'Terre

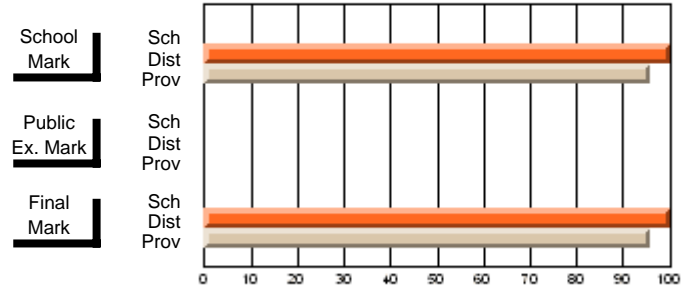
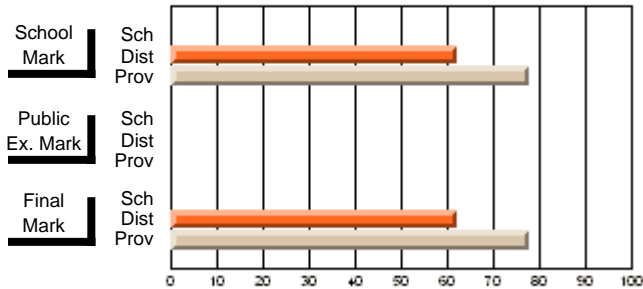
Grades: K-11

Subject: Social Studies

Course: HISTOIRE MONDIALE 2236				School data has 5 or fewer students. Data withheld for reasons of confidentiality.					
# students in course: 2									
	<b>School Mark</b>	School vs District	School vs Province	<b>Public Exam Mark</b>	School vs District	School vs Province	<b>Final Mark</b>	School vs District	School vs Province
<b>Average Score</b>									
School									
District	62.0	q	q				62.0	q	q
Province	77.7						77.7		
<b>Percent of Passes</b>									
School									
District	100.0	p	p				100.0	p	p
Province	95.8						95.8		

Average Scores

Percent Passes



\* Data from the High School Certification System. The results from supplementary courses are not reflected in these results. All students obtaining a score of 48 or 49 on the final mark, were adjusted to 50 and are reflected in the Final Mark column.

District 5 - Conseil scolaire francophone

#107 - École Ste-Anne, La Grand'Terre

Grades: K-11

**Subject: Social Studies**

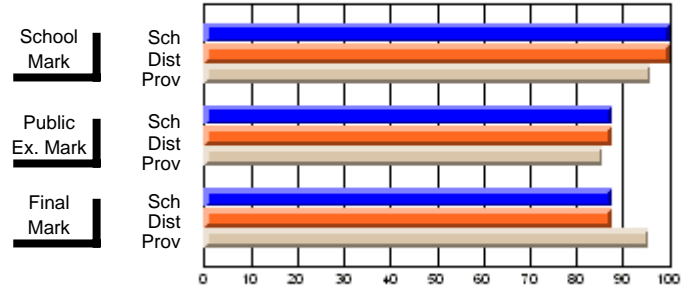
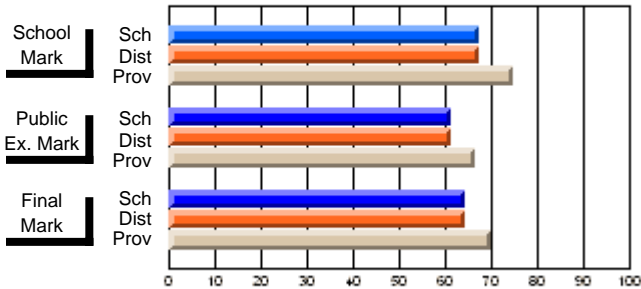
Course: HISTOIRE MONDIALE 3231			
# students in course: 8	<b>School Mark</b>	School vs District	School vs Province
<b>Average Score</b>	<b>67.3</b>		
School	67.3	P	Q
District	67.3		
Province	74.6		
<b>Percent of Passes</b>	<b>100.0</b>		
School	100.0	P	P
District	100.0		
Province	96.0		

<b>Public Exam Mark</b>	<b>61.1</b>		
School	61.1	P	Q
District	66.5		
Province	66.5		
<b>Final Mark</b>	<b>64.4</b>		
School	64.4	P	Q
District	70.0		
Province	70.0		

Average Scores

Percent Passes



\* Data from the High School Certification System. The results from supplementary courses are not reflected in these results. All students obtaining a score of 48 or 49 on the final mark, were adjusted to 50 and are reflected in the Final Mark column.

District 5 - Conseil scolaire francophone

#107 - École Ste-Anne, La Grand'Terre

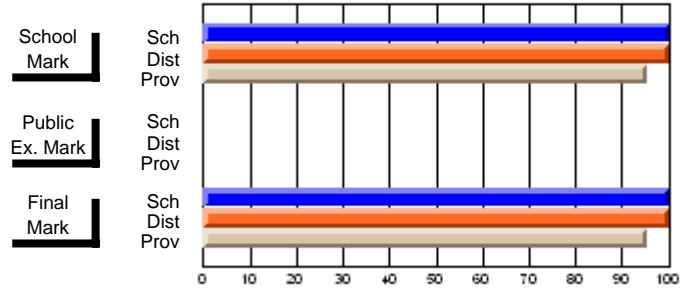
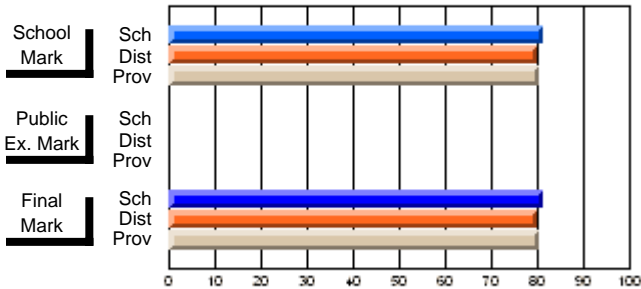
Grades: K-11

**Subject: Guidance**

Course: CARRIERE ET VIE 2231									
# students in course: 10									
	<b>School Mark</b>	School vs District	School vs Province	<b>Public Exam Mark</b>	School vs District	School vs Province	<b>Final Mark</b>	School vs District	School vs Province
<b>Average Score</b>									
School	<b>81.4</b>						<b>81.4</b>		
District	79.9	P	P				79.9	P	P
Province	80.3						80.3		
<b>Percent of Passes</b>									
School	<b>100.0</b>						<b>100.0</b>		
District	100.0	P	P				100.0	P	P
Province	95.4						95.4		

Average Scores

Percent Passes



\* Data from the High School Certification System. The results from supplementary courses are not reflected in these results. All students obtaining a score of 48 or 49 on the final mark, were adjusted to 50 and are reflected in the Final Mark column.

District 5 - Conseil scolaire francophone

#107 - École Ste-Anne, La Grand'Terre

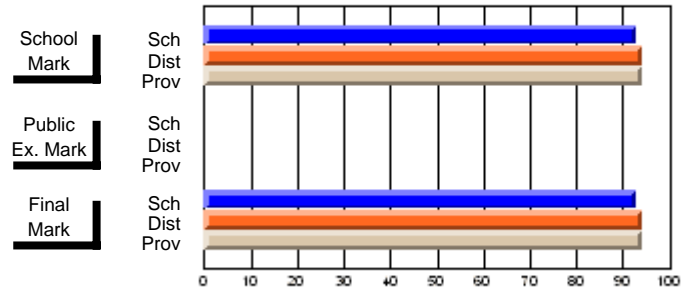
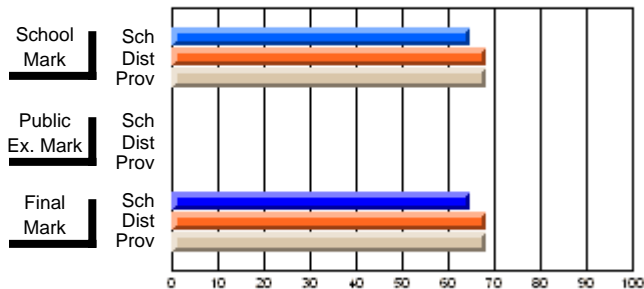
Grades: K-11

**Subject: Français langue première**

Course: FRENCH FIRST LANGUAGE 1230									
# students in course: 14	School Mark	School vs District	School vs Province	Public Exam Mark	School vs District	School vs Province	Final Mark	School vs District	School vs Province
<b>Average Score</b>									
School	<b>64.6</b>						<b>64.6</b>		
District	68.2	q	q				68.2	q	q
Province	68.2						68.2		
<b>Percent of Passes</b>									
School	<b>92.9</b>						<b>92.9</b>		
District	94.1	q	q				94.1	q	q
Province	94.1						94.1		

**Average Scores**

**Percent Passes**



\* Data from the High School Certification System. The results from supplementary courses are not reflected in these results. All students obtaining a score of 48 or 49 on the final mark, were adjusted to 50 and are reflected in the Final Mark column.

District 5 - Conseil scolaire francophone

#107 - École Ste-Anne, La Grand'Terre

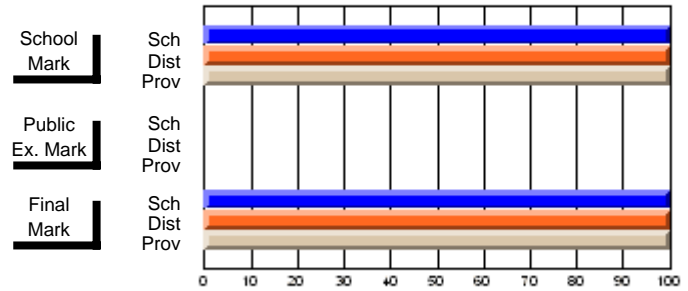
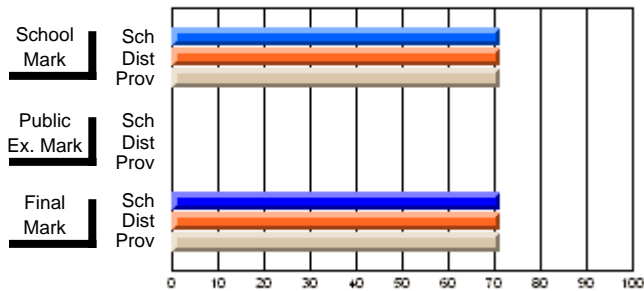
Grades: K-11

**Subject: Français langue première**

Course: FRENCH FIRST LANGUAGE 2230									
# students in course: 9	School Mark	School vs District	School vs Province	Public Exam Mark	School vs District	School vs Province	Final Mark	School vs District	School vs Province
<b>Average Score</b>									
School	<b>71.1</b>						<b>71.1</b>		
District	71.1	P	P				71.1	P	P
Province	71.1						71.1		
<b>Percent of Passes</b>									
School	<b>100.0</b>						<b>100.0</b>		
District	100.0	P	P				100.0	P	P
Province	100.0						100.0		

**Average Scores**

**Percent Passes**



\* Data from the High School Certification System. The results from supplementary courses are not reflected in these results. All students obtaining a score of 48 or 49 on the final mark, were adjusted to 50 and are reflected in the Final Mark column.

District 5 - Conseil scolaire francophone

#107 - École Ste-Anne, La Grand'Terre

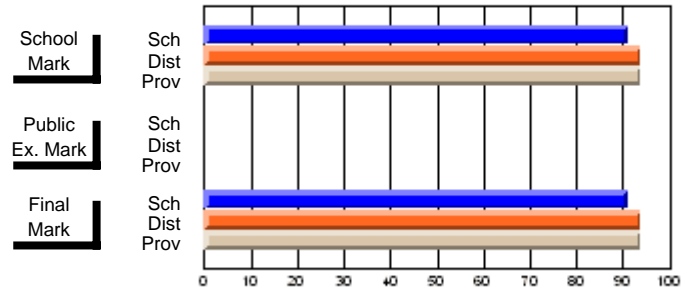
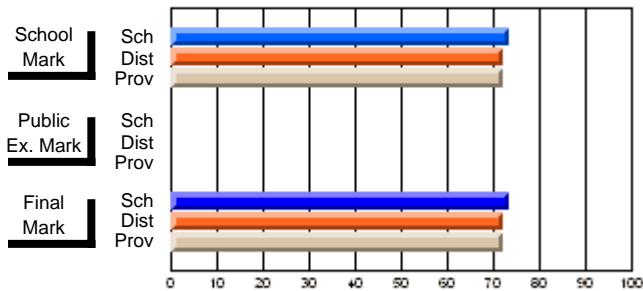
Grades: K-11

**Subject: Science**

Course: CHIMIE 2239									
# students in course: 11									
	<b>School Mark</b>	School vs District	School vs Province	<b>Public Exam Mark</b>	School vs District	School vs Province	<b>Final Mark</b>	School vs District	School vs Province
<b>Average Score</b>									
School	<b>73.6</b>						<b>73.6</b>		
District	72.1	P	P				72.1	P	P
Province	72.1						72.1		
<b>Percent of Passes</b>									
School	<b>90.9</b>						<b>90.9</b>		
District	93.8	q	q				93.8	q	q
Province	93.8						93.8		

Average Scores

Percent Passes



\* Data from the High School Certification System. The results from supplementary courses are not reflected in these results. All students obtaining a score of 48 or 49 on the final mark, were adjusted to 50 and are reflected in the Final Mark column.

District 5 - Conseil scolaire francophone

#107 - École Ste-Anne, La Grand'Terre

Grades: K-11

**Subject: Science**

Course: SCIENCES DE L'ENVIRONNEMENT 3235			
# students in course: 12			
	School Mark	School vs District	School vs Province
<b>Average Score</b>			
School	<b>73.9</b>		
District	73.6	P	P
Province	73.6		
<b>Percent of Passes</b>			
School	<b>100.0</b>		
District	100.0	P	P
Province	100.0		

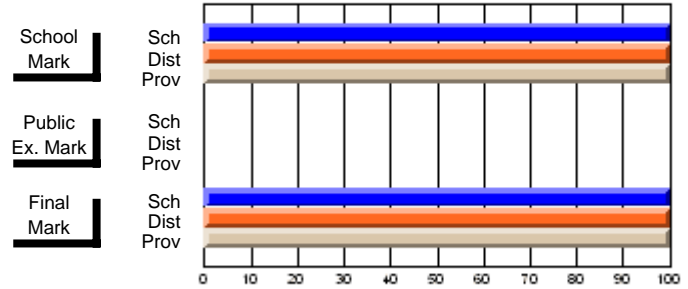
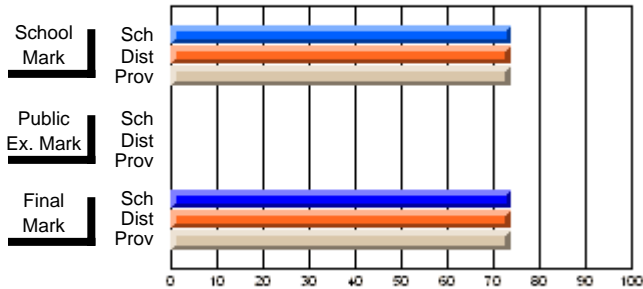
	Public Exam Mark	School vs District	School vs Province

	Final Mark	School vs District	School vs Province
	<b>73.9</b>		
	73.6	P	P
	73.6		
	<b>100.0</b>		
	100.0	P	P
	100.0		

**Average Scores**

**Percent Passes**



\* Data from the High School Certification System. The results from supplementary courses are not reflected in these results. All students obtaining a score of 48 or 49 on the final mark, were adjusted to 50 and are reflected in the Final Mark column.



District 5 - Conseil scolaire francophone

#107 - École Ste-Anne, La Grand'Terre

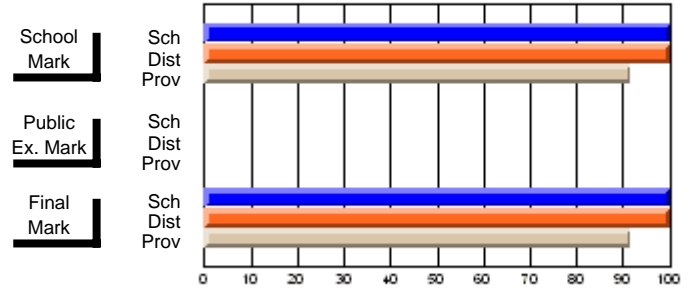
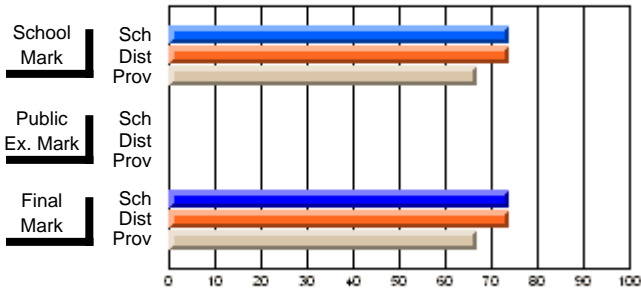
Grades: K-11

**Subject: English Language**

Course: ENGLISH 1201														
# students in course: 8														
		<b>School Mark</b>	School vs District	School vs Province			<b>Public Exam Mark</b>	School vs District	School vs Province			<b>Final Mark</b>	School vs District	School vs Province
<b>Average Score</b>														
School		<b>73.8</b>										<b>73.8</b>		
District		73.8	P	P								73.8	P	P
Province		67.1										67.1		
<b>Percent of Passes</b>														
School		<b>100.0</b>										<b>100.0</b>		
District		100.0	P	P								100.0	P	P
Province		91.7										91.7		

**Average Scores**

**Percent Passes**



\* Data from the High School Certification System. The results from supplementary courses are not reflected in these results. All students obtaining a score of 48 or 49 on the final mark, were adjusted to 50 and are reflected in the Final Mark column.

District 5 - Conseil scolaire francophone

#107 - École Ste-Anne, La Grand'Terre

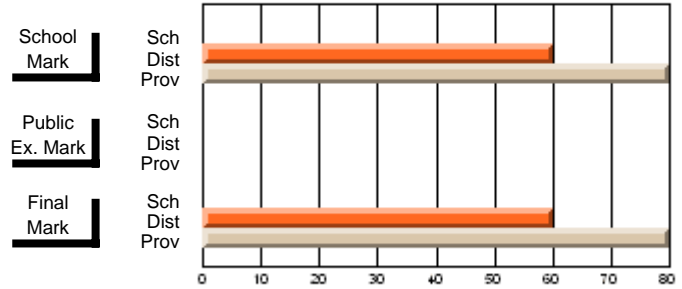
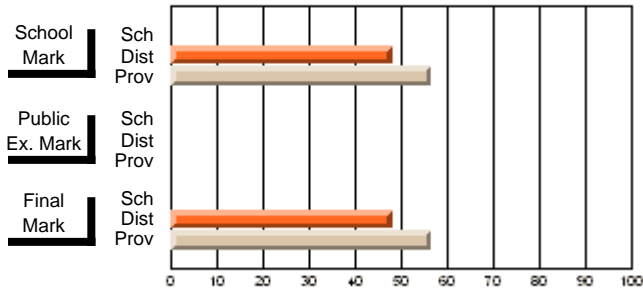
Grades: K-11

Subject: English Language

Course: ENGLISH 1202			School data has 5 or fewer students. Data withheld for reasons of confidentiality.			
# students in course: 5	<b>School Mark</b>	School vs District School vs Province	<b>Public Exam Mark</b>	School vs District School vs Province	<b>Final Mark</b>	School vs District School vs Province
<b>Average Score</b>						
School						
District	48.0	P			48.0	P
Province	56.5	Q			56.5	Q
<b>Percent of Passes</b>						
School						
District	60.0	P			60.0	P
Province	80.0	Q			80.0	Q

Average Scores

Percent Passes



\* Data from the High School Certification System. The results from supplementary courses are not reflected in these results. All students obtaining a score of 48 or 49 on the final mark, were adjusted to 50 and are reflected in the Final Mark column.

District 5 - Conseil scolaire francophone

#107 - École Ste-Anne, La Grand'Terre

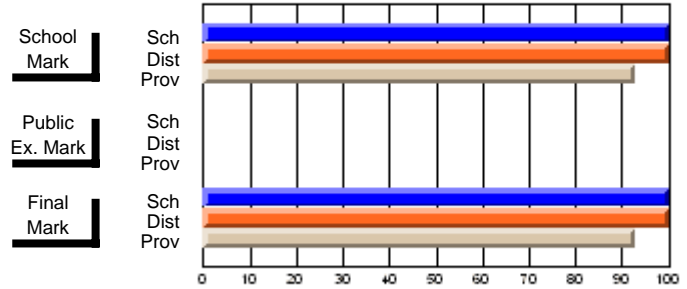
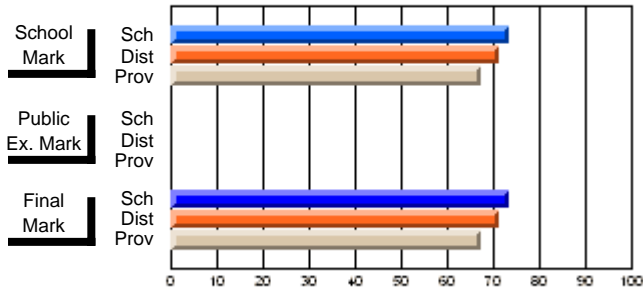
Grades: K-11

**Subject: English Language**

Course: ENGLISH 2201									
# students in course: 8									
	<b>School Mark</b>	School vs District	School vs Province	<b>Public Exam Mark</b>	School vs District	School vs Province	<b>Final Mark</b>	School vs District	School vs Province
<b>Average Score</b>									
School	<b>73.3</b>						<b>73.3</b>		
District	71.3	P	P				71.3	P	P
Province	67.2						67.2		
<b>Percent of Passes</b>									
School	<b>100.0</b>						<b>100.0</b>		
District	100.0	P	P				100.0	P	P
Province	92.9						92.9		

**Average Scores**

**Percent Passes**



\* Data from the High School Certification System. The results from supplementary courses are not reflected in these results. All students obtaining a score of 48 or 49 on the final mark, were adjusted to 50 and are reflected in the Final Mark column.

District 5 - Conseil scolaire francophone

#107 - École Ste-Anne, La Grand'Terre

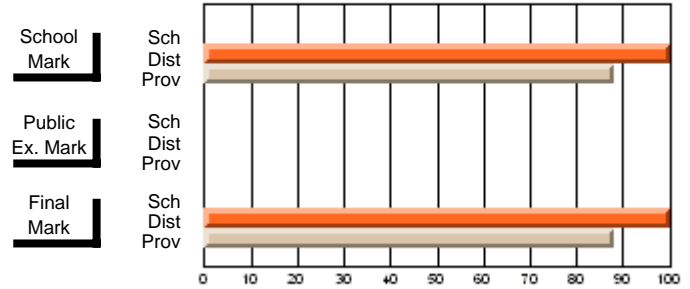
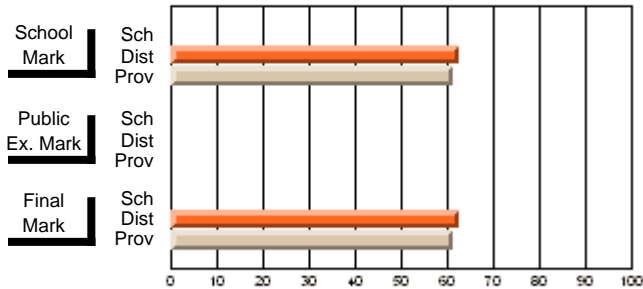
Grades: K-11

**Subject: English Language**

Course: ENGLISH 2202				School data has 5 or fewer students. Data withheld for reasons of confidentiality.								
# students in course: 2												
				<b>School Mark</b>	School vs District	School vs Province	<b>Public Exam Mark</b>	School vs District	School vs Province	<b>Final Mark</b>	School vs District	School vs Province
<u><b>Average Score</b></u>												
School												
District				62.5	P	P				62.5	P	P
Province				61.2						61.2		
<u><b>Percent of Passes</b></u>												
School												
District				100.0	P	P				100.0	P	P
Province				87.9						87.9		

**Average Scores**

**Percent Passes**



\* Data from the High School Certification System. The results from supplementary courses are not reflected in these results. All students obtaining a score of 48 or 49 on the final mark, were adjusted to 50 and are reflected in the Final Mark column.

District 5 - Conseil scolaire francophone

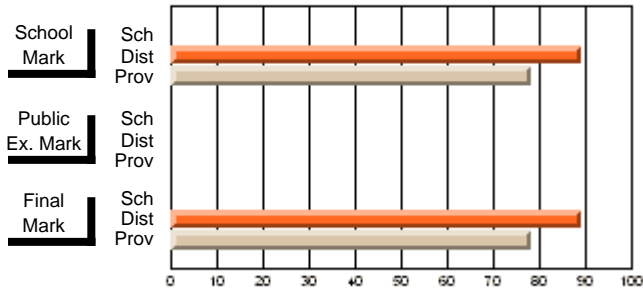
#459 - Centre éducatif l'ENVOL, Labrador City

Grades: K-8,10,12

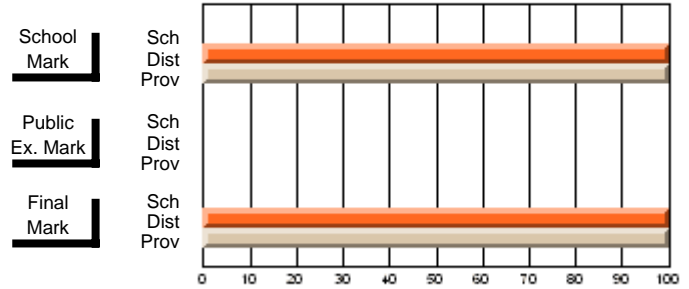
Subject: Enterprise Education

Course: ECONOMIE CANADIENNE 2233				School data has 5 or fewer students. Data withheld for reasons of confidentiality.					
# students in course: 2									
	<b>School Mark</b>	School vs District	School vs Province	<b>Public Exam Mark</b>	School vs District	School vs Province	<b>Final Mark</b>	School vs District	School vs Province
<b>Average Score</b>									
School									
District	89.0	P	P				89.0	P	P
Province	78.4						78.4		
<b>Percent of Passes</b>									
School									
District	100.0	P	P				100.0	P	P
Province	100.0						100.0		

Average Scores



Percent Passes



\* Data from the High School Certification System. The results from supplementary courses are not reflected in these results. All students obtaining a score of 48 or 49 on the final mark, were adjusted to 50 and are reflected in the Final Mark column.

District 5 - Conseil scolaire francophone

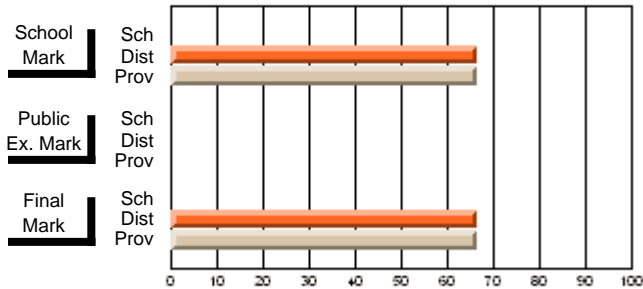
#459 - Centre éducatif l'ENVOL, Labrador City

Grades: K-8,10,12

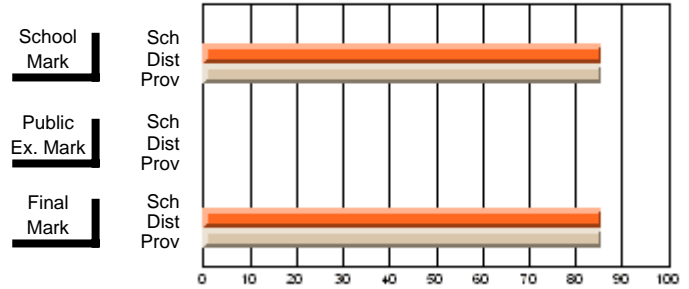
Subject: Mathematics

Course: MATHEMATIQUES 1231			School data has 5 or fewer students. Data withheld for reasons of confidentiality.			
# students in course: 3	<b>School Mark</b>	School vs District School vs Province	<b>Public Exam Mark</b>	School vs District School vs Province	<b>Final Mark</b>	School vs District School vs Province
<b>Average Score</b>						
School						
District	66.3	P			66.3	P
Province	66.3				66.3	
<b>Percent of Passes</b>						
School						
District	85.7	P			85.7	P
Province	85.7				85.7	

Average Scores



Percent Passes



\* Data from the High School Certification System. The results from supplementary courses are not reflected in these results. All students obtaining a score of 48 or 49 on the final mark, were adjusted to 50 and are reflected in the Final Mark column.

District 5 - Conseil scolaire francophone

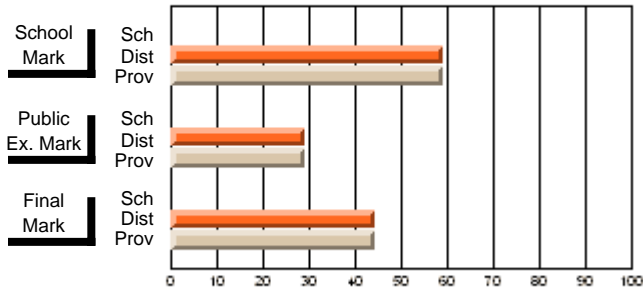
#459 - Centre éducatif l'ENVOL, Labrador City

Grades: K-8,10,12

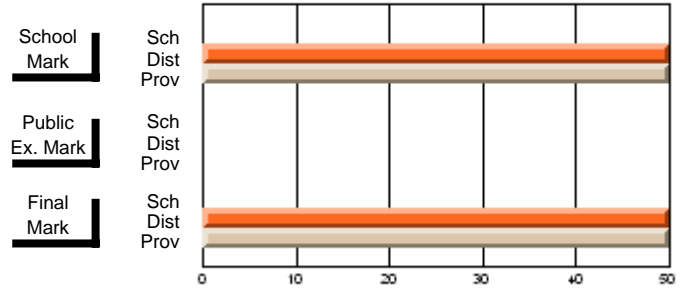
Subject: Mathematics

Course: MATHEMATIQUES 3231				School data has 5 or fewer students. Data withheld for reasons of confidentiality.								
# students in course: 2												
				<b>School Mark</b>	School vs District	School vs Province	<b>Public Exam Mark</b>	School vs District	School vs Province	<b>Final Mark</b>	School vs District	School vs Province
<b>Average Score</b>												
School												
District				59.0	P	P	29.0	P	P	44.5	P	P
Province				59.0			29.0			44.5		
<b>Percent of Passes</b>												
School												
District				50.0	P	P		P	P	50.0	P	P
Province				50.0						50.0		

**Average Scores**



**Percent Passes**



\* Data from the High School Certification System. The results from supplementary courses are not reflected in these results. All students obtaining a score of 48 or 49 on the final mark, were adjusted to 50 and are reflected in the Final Mark column.

District 5 - Conseil scolaire francophone

#459 - Centre éducatif l'ENVOL, Labrador City

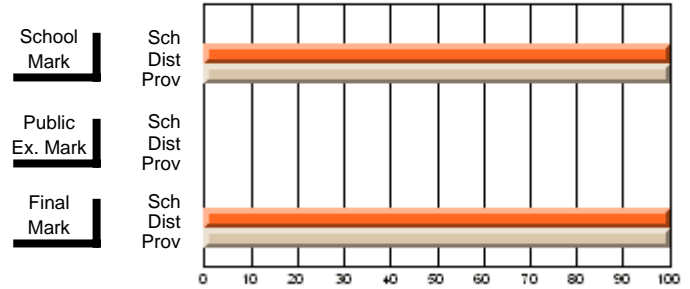
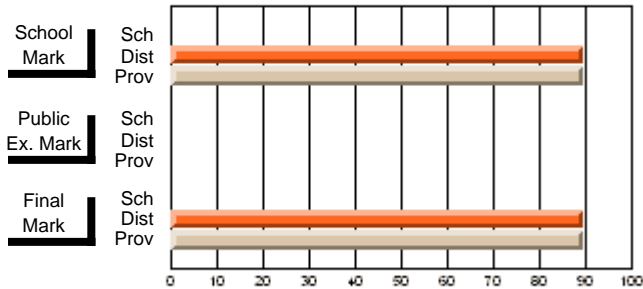
Grades: K-8,10,12

**Subject: Physical Education**

Course: EDUCATION PHYSIQUE 3243				School data has 5 or fewer students. Data withheld for reasons of confidentiality.								
# students in course: 5												
		<b>School Mark</b>	School vs District	School vs Province			<b>Public Exam Mark</b>	School vs District	School vs Province	<b>Final Mark</b>	School vs District	School vs Province
<b>Average Score</b>												
School												
District		89.4	P	P						89.4	P	P
Province		89.4								89.4		
<b>Percent of Passes</b>												
School												
District		100.0	P	P						100.0	P	P
Province		100.0								100.0		

**Average Scores**

**Percent Passes**



\* Data from the High School Certification System. The results from supplementary courses are not reflected in these results. All students obtaining a score of 48 or 49 on the final mark, were adjusted to 50 and are reflected in the Final Mark column.



District 5 - Conseil scolaire francophone

#459 - Centre éducatif l'ENVOL, Labrador City

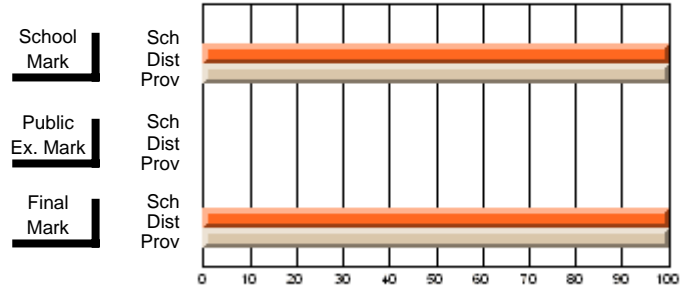
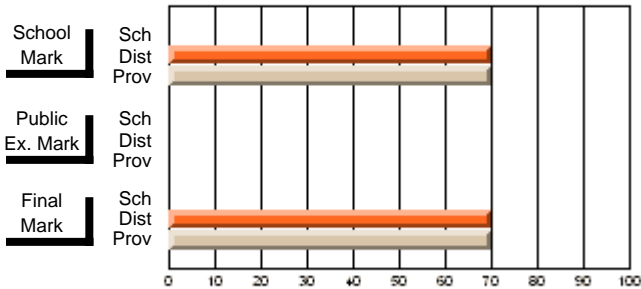
Grades: K-8,10,12

Subject: Religious Education

Course: RELIGIONS MONDAILES 3131				School data has 5 or fewer students. Data withheld for reasons of confidentiality.								
# students in course: 1												
				<b>School Mark</b>	School vs District	School vs Province	<b>Public Exam Mark</b>	School vs District	School vs Province	<b>Final Mark</b>	School vs District	School vs Province
<b>Average Score</b>												
School												
District				70.0	P	P				70.0	P	P
Province				70.0						70.0		
<b>Percent of Passes</b>												
School												
District				100.0	P	P				100.0	P	P
Province				100.0						100.0		

Average Scores

Percent Passes



\* Data from the High School Certification System. The results from supplementary courses are not reflected in these results. All students obtaining a score of 48 or 49 on the final mark, were adjusted to 50 and are reflected in the Final Mark column.

District 5 - Conseil scolaire francophone

#459 - Centre éducatif l'ENVOL, Labrador City

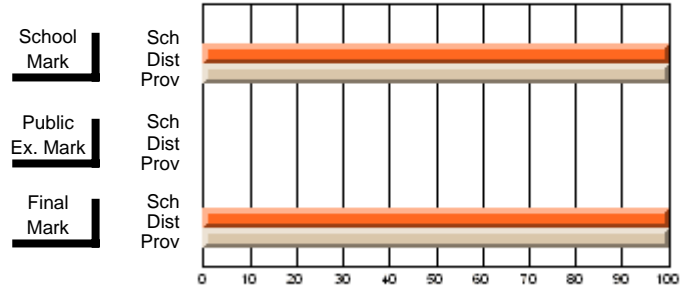
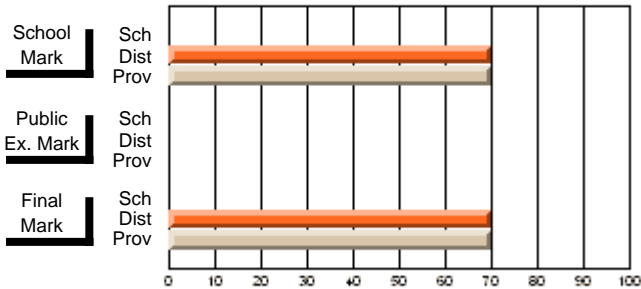
Grades: K-8,10,12

**Subject: Religious Education**

Course: RELIGIONS MONDAILES 3136				School data has 5 or fewer students. Data withheld for reasons of confidentiality.								
# students in course: 1				<b>School Mark</b>			<b>Public Exam Mark</b>			<b>Final Mark</b>		
				School vs District	School vs Province	School vs District	School vs Province	School vs District	School vs Province	School vs District	School vs Province	
<b>Average Score</b>												
School												
District				70.0	P	P			70.0	P	P	
Province				70.0					70.0			
<b>Percent of Passes</b>												
School												
District				100.0	P	P			100.0	P	P	
Province				100.0					100.0			

**Average Scores**

**Percent Passes**



\* Data from the High School Certification System. The results from supplementary courses are not reflected in these results. All students obtaining a score of 48 or 49 on the final mark, were adjusted to 50 and are reflected in the Final Mark column.

District 5 - Conseil scolaire francophone

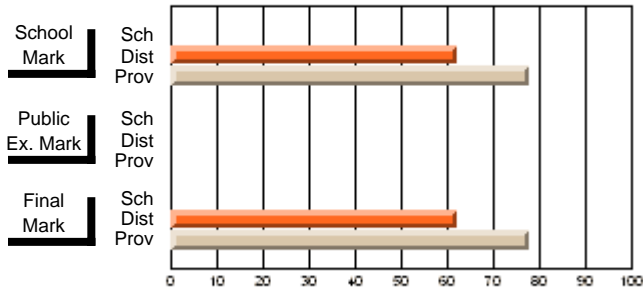
#459 - Centre éducatif l'ENVOL, Labrador City

Grades: K-8,10,12

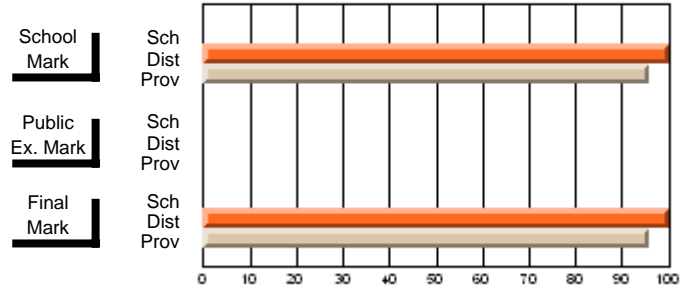
Subject: Social Studies

Course: HISTOIRE MONDIALE 2236				School data has 5 or fewer students. Data withheld for reasons of confidentiality.								
# students in course: 5				<b>School Mark</b>			<b>Public Exam Mark</b>			<b>Final Mark</b>		
				School vs District	School vs Province	School vs District	School vs Province	School vs District	School vs Province	School vs District	School vs Province	
<b>Average Score</b>												
School												
District				62.0	P	Q			62.0	P	Q	
Province				77.7					77.7			
<b>Percent of Passes</b>												
School												
District				100.0	P	P			100.0	P	P	
Province				95.8					95.8			

**Average Scores**



**Percent Passes**



\* Data from the High School Certification System. The results from supplementary courses are not reflected in these results. All students obtaining a score of 48 or 49 on the final mark, were adjusted to 50 and are reflected in the Final Mark column.

District 5 - Conseil scolaire francophone

#459 - Centre éducatif l'ENVOL, Labrador City

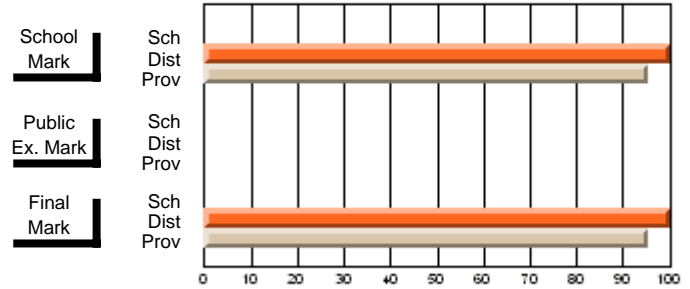
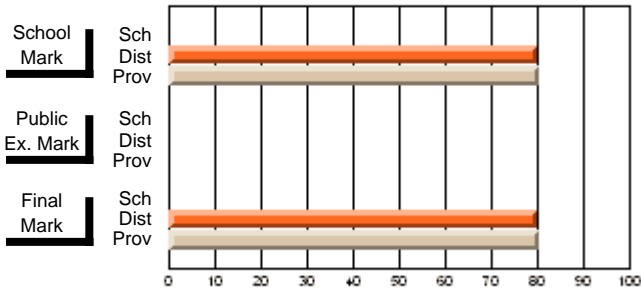
Grades: K-8,10,12

Subject: Guidance

Course: CARRIERE ET VIE 2231			School data has 5 or fewer students. Data withheld for reasons of confidentiality.						
# students in course: 5	<b>School Mark</b>	School vs District	School vs Province	<b>Public Exam Mark</b>	School vs District	School vs Province	<b>Final Mark</b>	School vs District	School vs Province
<b>Average Score</b>									
School									
District	79.9	q	q				79.9	q	q
Province	80.3						80.3		
<b>Percent of Passes</b>									
School									
District	100.0	p	p				100.0	p	p
Province	95.4						95.4		

Average Scores

Percent Passes



\* Data from the High School Certification System. The results from supplementary courses are not reflected in these results. All students obtaining a score of 48 or 49 on the final mark, were adjusted to 50 and are reflected in the Final Mark column.

District 5 - Conseil scolaire francophone

#459 - Centre éducatif l'ENVOL, Labrador City

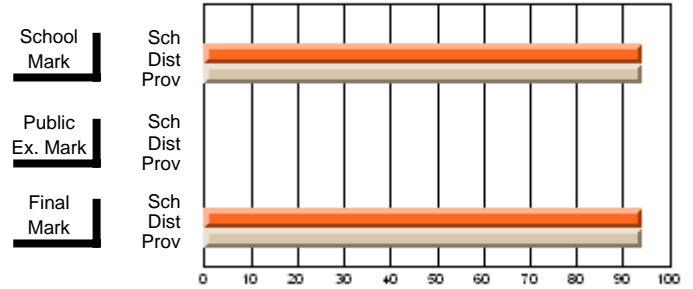
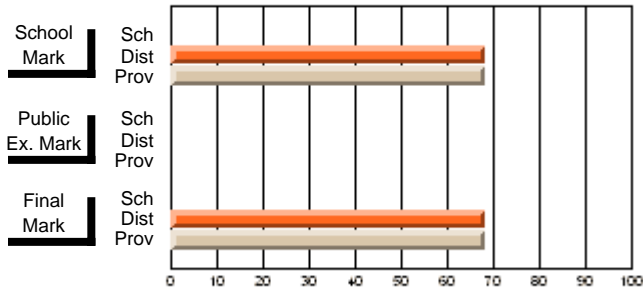
Grades: K-8,10,12

Subject: Français langue première

Course: FRENCH FIRST LANGUAGE 1230				School data has 5 or fewer students. Data withheld for reasons of confidentiality.						
# students in course: 3										
		<b>School Mark</b>	School vs District	School vs Province	<b>Public Exam Mark</b>	School vs District	School vs Province	<b>Final Mark</b>	School vs District	School vs Province
<b>Average Score</b>										
School										
District		68.2	P	P				68.2	P	P
Province		68.2						68.2		
<b>Percent of Passes</b>										
School										
District		94.1	P	P				94.1	P	P
Province		94.1						94.1		

**Average Scores**

**Percent Passes**



\* Data from the High School Certification System. The results from supplementary courses are not reflected in these results. All students obtaining a score of 48 or 49 on the final mark, were adjusted to 50 and are reflected in the Final Mark column.

District 5 - Conseil scolaire francophone

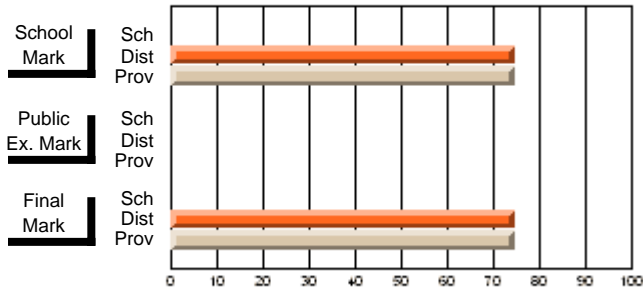
#459 - Centre éducatif l'ENVOL, Labrador City

Grades: K-8,10,12

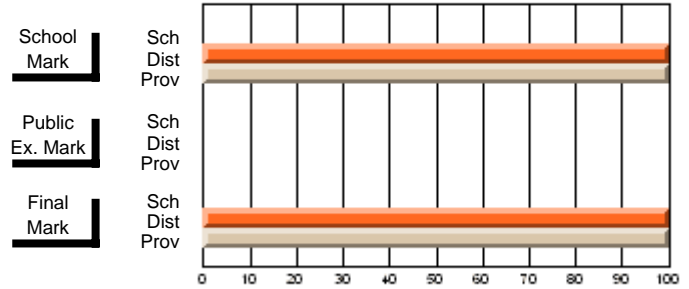
Subject: Français langue première

Course: FRENCH FIRST LANGUAGE 3230				School data has 5 or fewer students. Data withheld for reasons of confidentiality.					
# students in course: 2									
	<b>School Mark</b>	School vs District	School vs Province	<b>Public Exam Mark</b>	School vs District	School vs Province	<b>Final Mark</b>	School vs District	School vs Province
<b>Average Score</b>									
School									
District	74.5	P	P				74.5	P	P
Province	74.5						74.5		
<b>Percent of Passes</b>									
School									
District	100.0	P	P				100.0	P	P
Province	100.0						100.0		

**Average Scores**



**Percent Passes**



\* Data from the High School Certification System. The results from supplementary courses are not reflected in these results. All students obtaining a score of 48 or 49 on the final mark, were adjusted to 50 and are reflected in the Final Mark column.

District 5 - Conseil scolaire francophone

#459 - Centre éducatif l'ENVOL, Labrador City

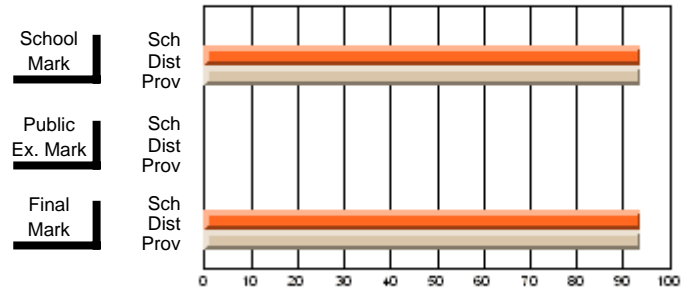
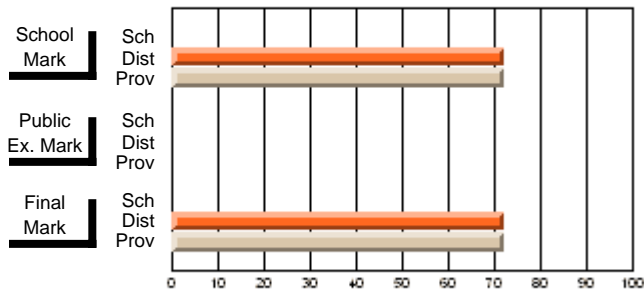
Grades: K-8,10,12

**Subject: Science**

Course: CHIMIE 2239				School data has 5 or fewer students. Data withheld for reasons of confidentiality.								
# students in course: 5												
				<b>School Mark</b>	School vs District	School vs Province	<b>Public Exam Mark</b>	School vs District	School vs Province	<b>Final Mark</b>	School vs District	School vs Province
<u><b>Average Score</b></u>												
School												
District				72.1	q	q				72.1	q	q
Province				72.1						72.1		
<u><b>Percent of Passes</b></u>												
School												
District				93.8	p	p				93.8	p	p
Province				93.8						93.8		

**Average Scores**

**Percent Passes**



\* Data from the High School Certification System. The results from supplementary courses are not reflected in these results. All students obtaining a score of 48 or 49 on the final mark, were adjusted to 50 and are reflected in the Final Mark column.

District 5 - Conseil scolaire francophone

#459 - Centre éducatif l'ENVOL, Labrador City

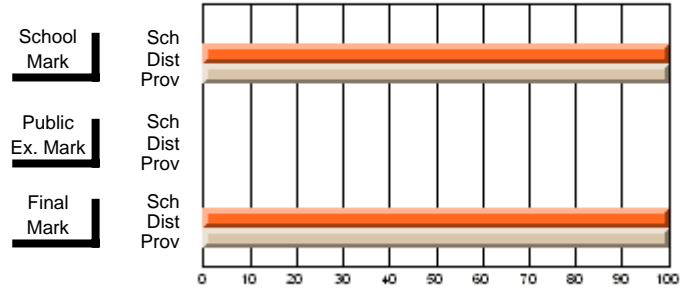
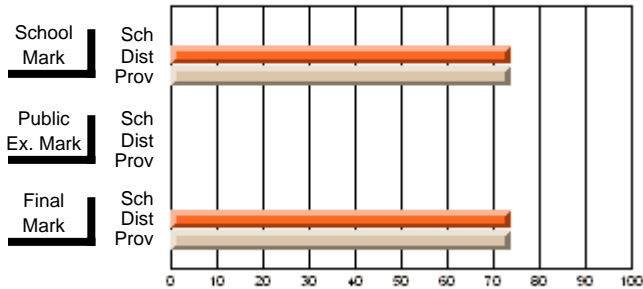
Grades: K-8,10,12

**Subject: Science**

Course: SCIENCES DE L'ENVIRONNEMENT 3235				School data has 5 or fewer students. Data withheld for reasons of confidentiality.					
# students in course: 1									
	<b>School Mark</b>	School vs District	School vs Province	<b>Public Exam Mark</b>	School vs District	School vs Province	<b>Final Mark</b>	School vs District	School vs Province
<b>Average Score</b>									
School									
District	73.6	q	q				73.6	q	q
Province	73.6						73.6		
<b>Percent of Passes</b>									
School									
District	100.0	p	p				100.0	p	p
Province	100.0						100.0		

**Average Scores**

**Percent Passes**



\* Data from the High School Certification System. The results from supplementary courses are not reflected in these results. All students obtaining a score of 48 or 49 on the final mark, were adjusted to 50 and are reflected in the Final Mark column.



District 5 - Conseil scolaire francophone

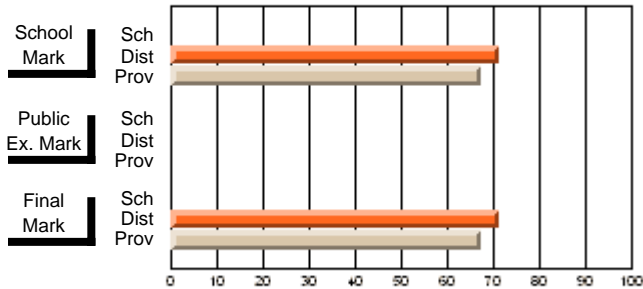
#459 - Centre éducatif l'ENVOL, Labrador City

Grades: K-8,10,12

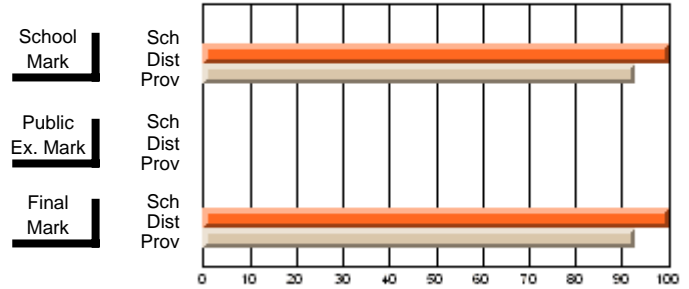
Subject: English Language

Course: ENGLISH 2201			School data has 5 or fewer students. Data withheld for reasons of confidentiality.			
# students in course: 3	<b>School Mark</b>	School vs District School vs Province	<b>Public Exam Mark</b>	School vs District School vs Province	<b>Final Mark</b>	School vs District School vs Province
<b>Average Score</b>						
School						
District	71.3	q			71.3	q
Province	67.2				67.2	
<b>Percent of Passes</b>						
School						
District	100.0	p			100.0	p
Province	92.9				92.9	

**Average Scores**



**Percent Passes**



\* Data from the High School Certification System. The results from supplementary courses are not reflected in these results. All students obtaining a score of 48 or 49 on the final mark, were adjusted to 50 and are reflected in the Final Mark column.