

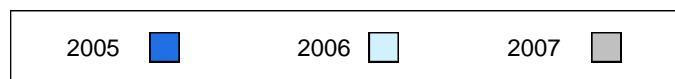
Number of Students	1	Public Exam Mark	School vs District	School vs Province	Final Mark	School vs District	School vs Province
World History 3201	School						
	District	69.8			71.6		
	Province	67.0			70.1		
Subtest							
WWI	School						
	District	71.9					
	Province	71.3					
Challenges and Changes	School						
	District	72.3					
	Province	67.3					
International Tensions (1930's and WWII)	School						
	District	73.5					
	Province	69.5					
Cold War	School						
	District	58.5					
	Province	59.1					
Regional Developments in Post WWII (5.1)	School						
	District	56.1					
	Province	54.6					
Regional Developments in Post WWII (5.2)	School						
	District	44.6					
	Province	51.6					
Challenges of the Modern Era	School						
	District	67.4					
	Province	65.4					

Average Score, 2005-2007

School data with 5 or fewer students withheld for reasons of confidentiality.

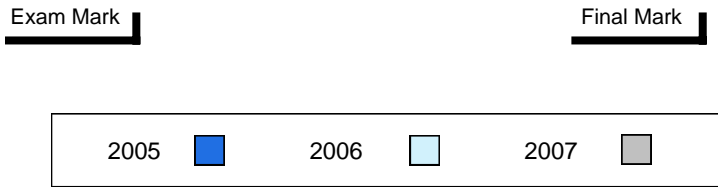
Exam Mark

Final Mark



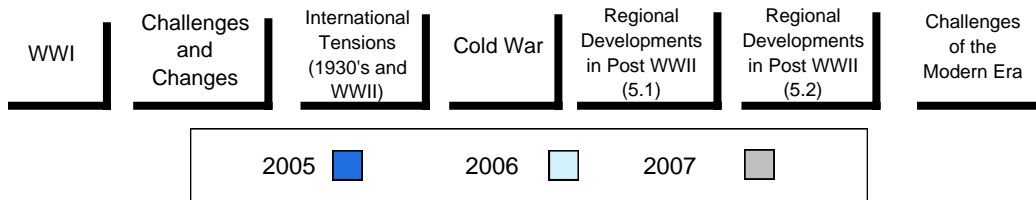
Difference from Provincial Mean, 2005-2007

School data with 5 or fewer students withheld for reasons of confidentiality.



3 Year Public Exam (Subtest) Mark Trend 2005-2007

School data with 5 or fewer students withheld for reasons of confidentiality.



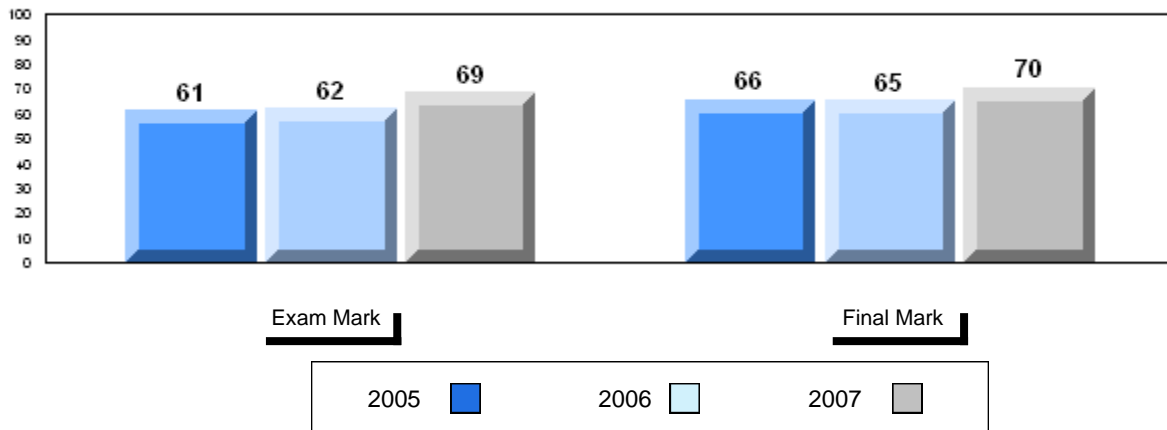
District 1 - Labrador

#010 - Menihek High School, Labrador City

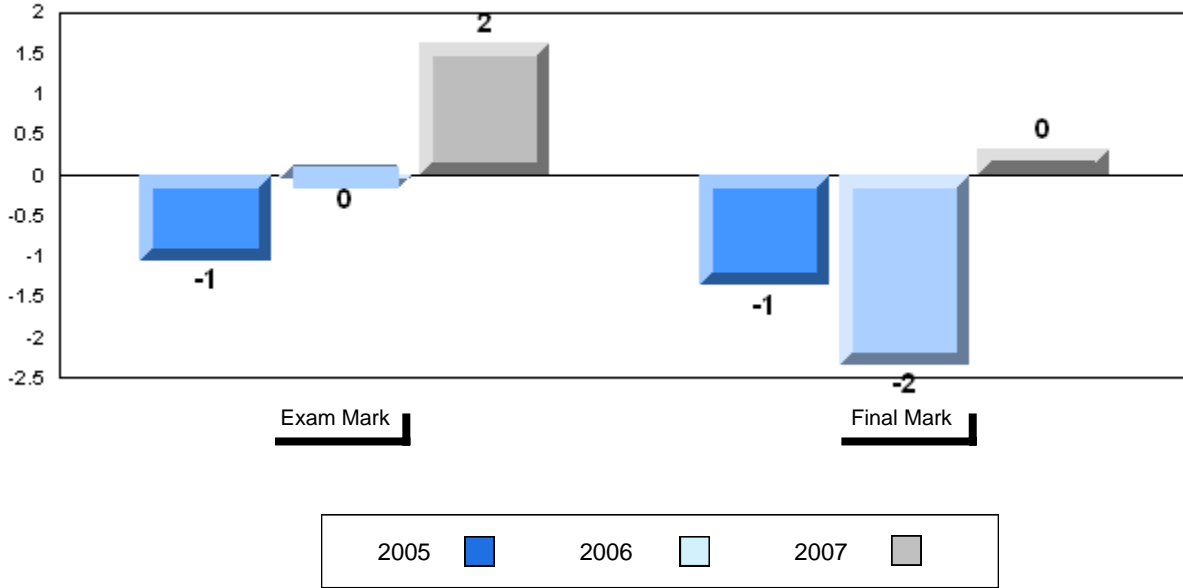
Grades: 8-12

Number of Students		35						
		Public Exam Mark	School vs District	School vs Province	Final Mark	School vs District	School vs Province	
World History 3201	School	68.6	q	P	70.4	q	P	
	District	69.8						
	Province	67.0						
<u>Subtest</u>								
WWI	School	70.6	q	q	71.6			
	District	71.9						
	Province	71.3						
Challenges and Changes	School	70.4	q	P	70.1			
	District	72.3						
	Province	67.3						
International Tensions (1930's and WWII)	School	73.2	q	P				
	District	73.5						
	Province	69.5						
Cold War	School	60.7	P	P				
	District	58.5						
	Province	59.1						
Regional Developments in Post WWII (5.1)	School	52.2	q	q				
	District	56.1						
	Province	54.6						
Regional Developments in Post WWII (5.2)	School	0.0	q	q				
	District	44.6						
	Province	51.6						
Challenges of the Modern Era	School	67.1	q	P				
	District	67.4						
	Province	65.4						

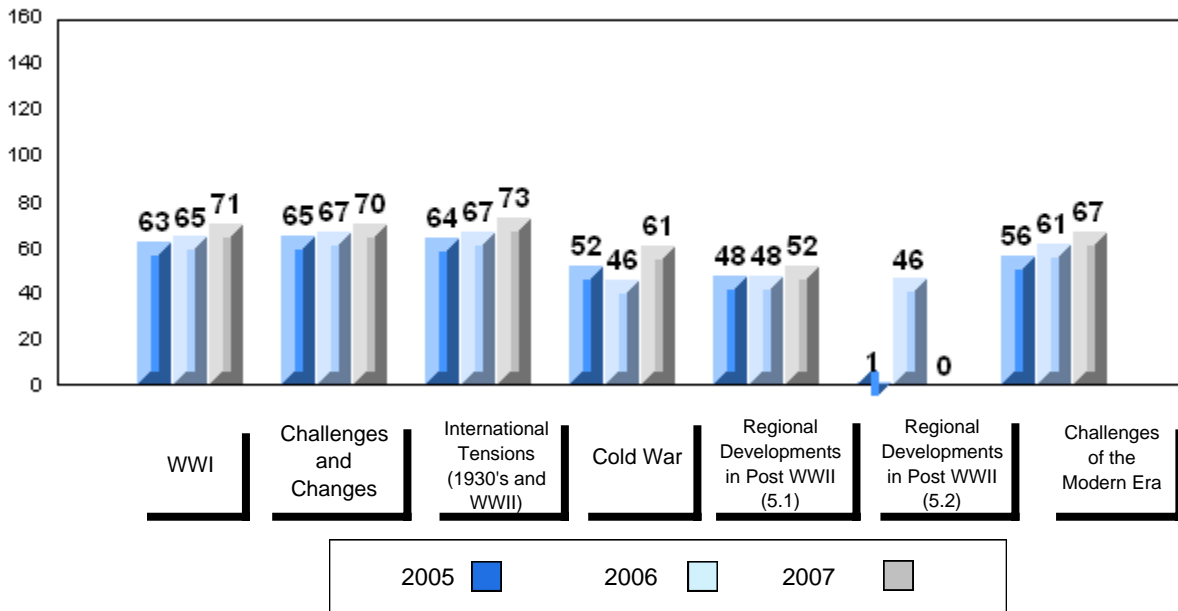
Average Score, 2005-2007



Difference from Provincial Mean, 2005-2007



3 Year Public Exam (Subtest) Mark Trend 2005-2007



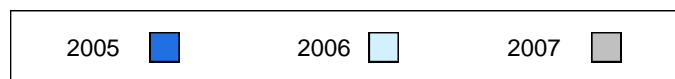
Number of Students		Public Exam Mark			Final Mark		
		School vs District	School vs Province		School vs District	School vs Province	
2							
World History 3201							
	School						
	District	69.8		71.6			
	Province	67.0		70.1			
Subtest							
WWI							
	School						
	District	71.9					
	Province	71.3					
Challenges and Changes							
	School						
	District	72.3					
	Province	67.3					
International Tensions (1930's and WWII)							
	School						
	District	73.5					
	Province	69.5					
Cold War							
	School						
	District	58.5					
	Province	59.1					
Regional Developments in Post WWII (5.1)							
	School						
	District	56.1					
	Province	54.6					
Regional Developments in Post WWII (5.2)							
	School						
	District	44.6					
	Province	51.6					
Challenges of the Modern Era							
	School						
	District	67.4					
	Province	65.4					

Average Score, 2005-2007

School data with 5 or fewer students withheld for reasons of confidentiality.

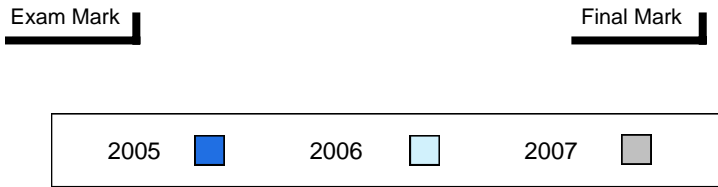
Exam Mark

Final Mark



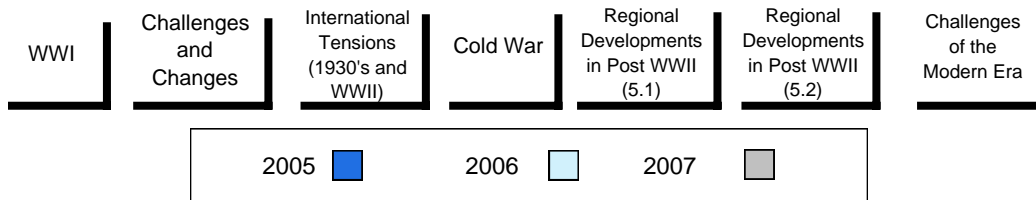
Difference from Provincial Mean, 2005-2007

School data with 5 or fewer students withheld for reasons of confidentiality.



3 Year Public Exam (Subtest) Mark Trend 2005-2007

School data with 5 or fewer students withheld for reasons of confidentiality.



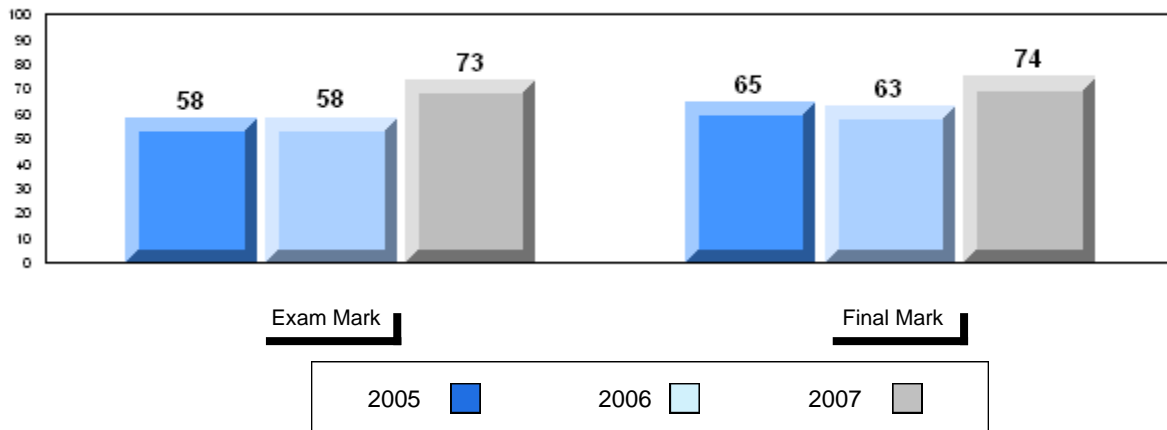
District 1 - Labrador

#477 - Mealy Mountain Collegiate, Happy Valley-Goose Bay

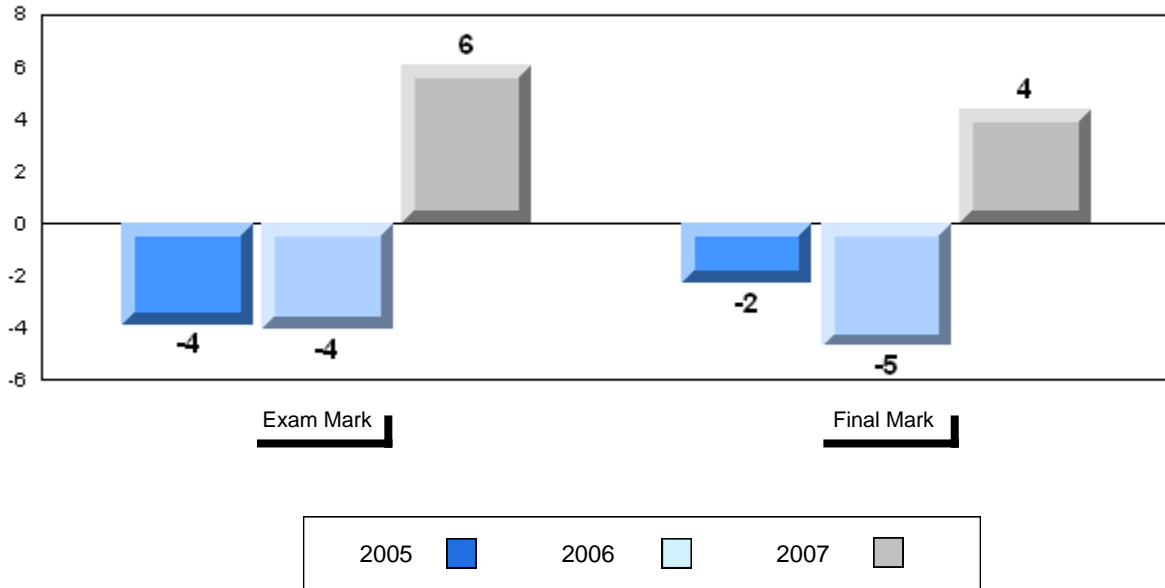
Grades: 8-12

Number of Students		26						
		Public Exam Mark	School vs District	School vs Province	Final Mark	School vs District	School vs Province	
World History 3201	School	73.0	P	P	74.5	P	P	
	District	69.8						
	Province	67.0						
Subtest								
WWI	School	74.9	P	P	71.6			
	District	71.9						
	Province	71.3						
Challenges and Changes	School	77.3	P	P	70.1			
	District	72.3						
	Province	67.3						
International Tensions (1930's and WWII)	School	74.6	P	P				
	District	73.5						
	Province	69.5						
Cold War	School	58.5	P	Q				
	District	58.5						
	Province	59.1						
Regional Developments in Post WWII (5.1)	School	61.6	P	P				
	District	56.1						
	Province	54.6						
Regional Developments in Post WWII (5.2)	School	50.0	P	Q				
	District	44.6						
	Province	51.6						
Challenges of the Modern Era	School	70.3	P	P				
	District	67.4						
	Province	65.4						

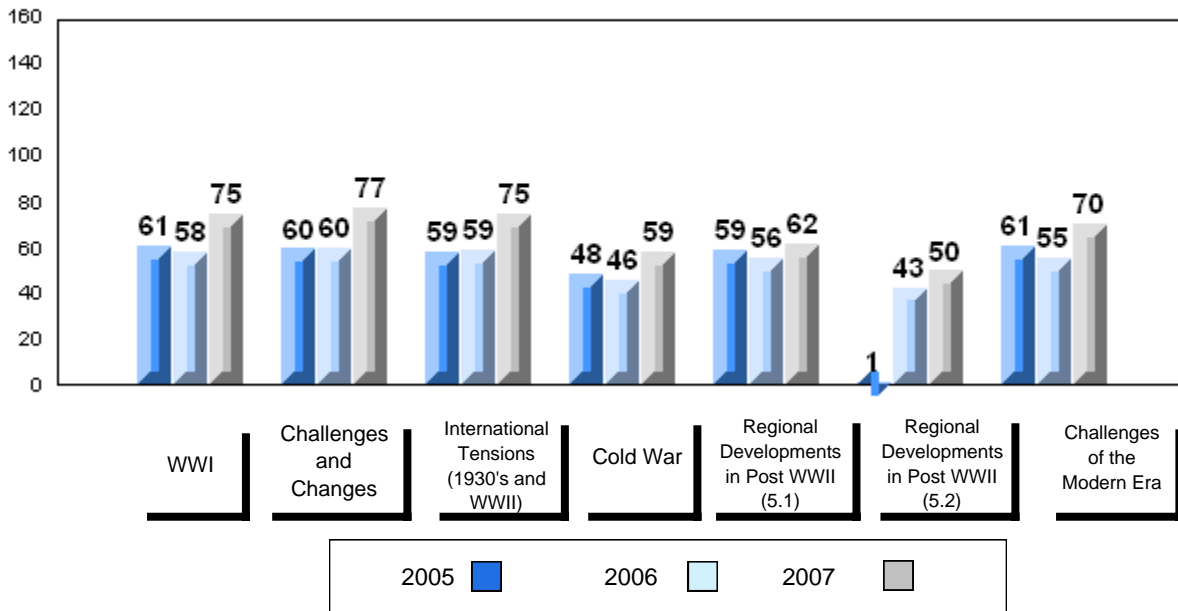
Average Score, 2005-2007



Difference from Provincial Mean, 2005-2007

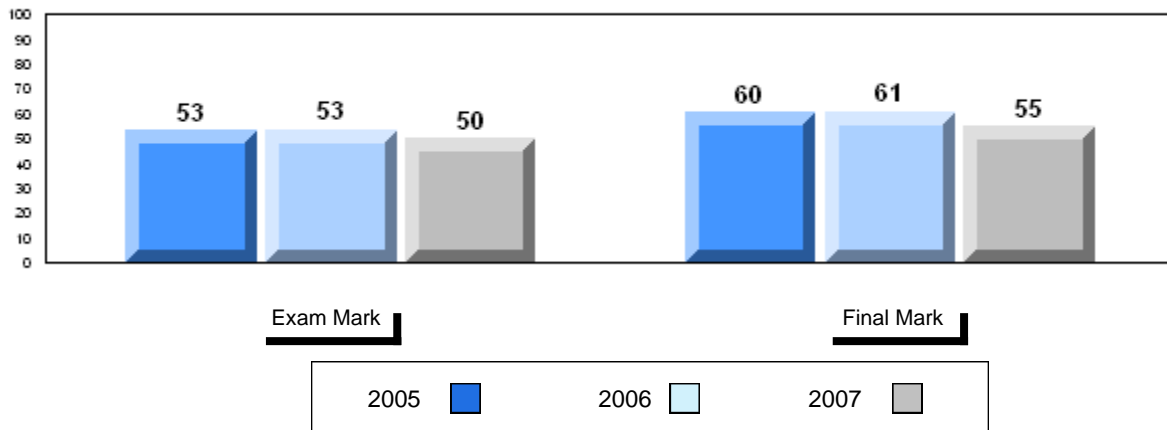


3 Year Public Exam (Subtest) Mark Trend 2005-2007

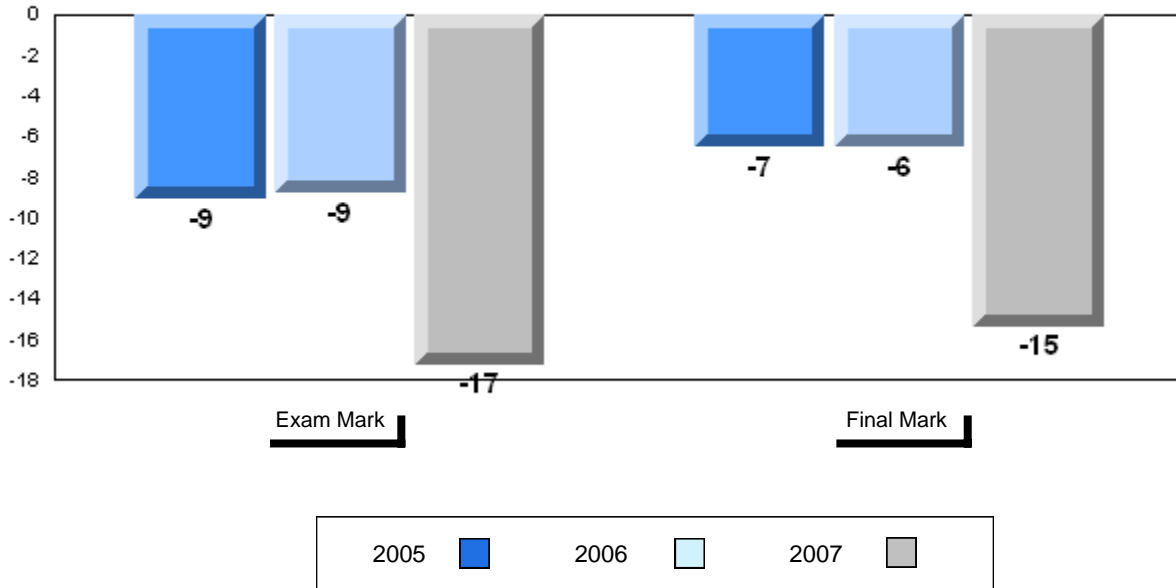


Number of Students		15						
		Public Exam Mark	School vs District	School vs Province	Final Mark	School vs District	School vs Province	
World History 3201	School	49.7	q	q	54.7	q	q	
	District	62.7						
	Province	67.0						
Subtest								
WWI	School	53.6	q	q	65.8			
	District	67.5						
	Province	71.3						
Challenges and Changes	School	48.4	q	q	70.1			
	District	64.8						
	Province	67.3						
International Tensions (1930's and WWII)	School	51.0	q	q				
	District	66.1						
	Province	69.5						
Cold War	School	37.9	q	q				
	District	51.6						
	Province	59.1						
Regional Developments in Post WWII (5.1)	School	53.9	p	q				
	District	50.7						
	Province	54.6						
Regional Developments in Post WWII (5.2)	School	35.7	q	q				
	District	44.8						
	Province	51.6						
Challenges of the Modern Era	School	55.7	q	q				
	District	61.6						
	Province	65.4						

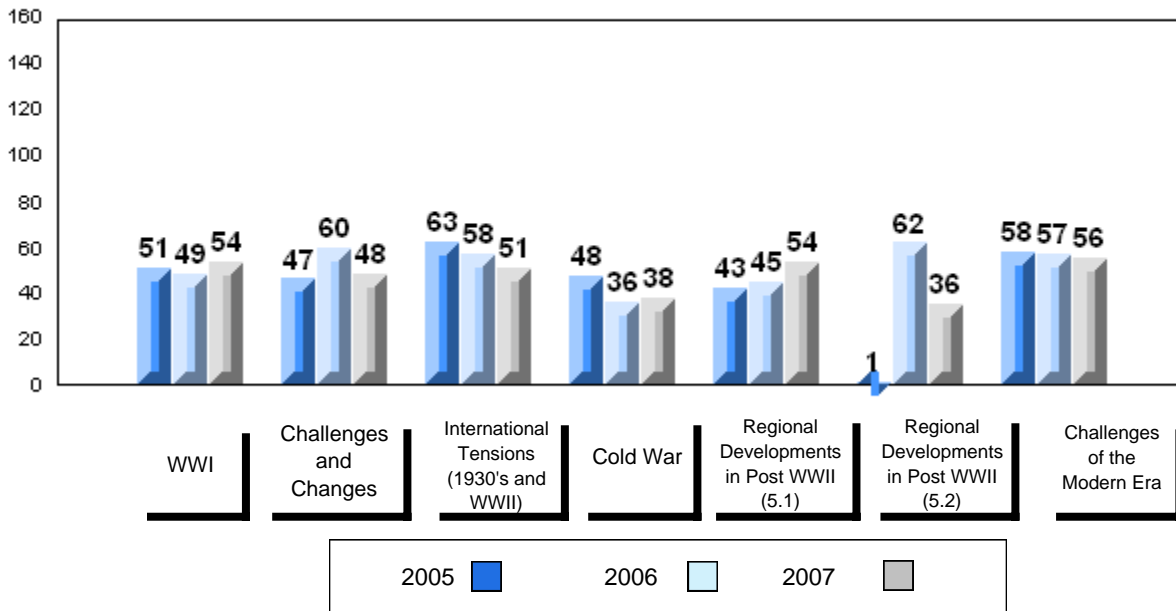
Average Score, 2005-2007



Difference from Provincial Mean, 2005-2007

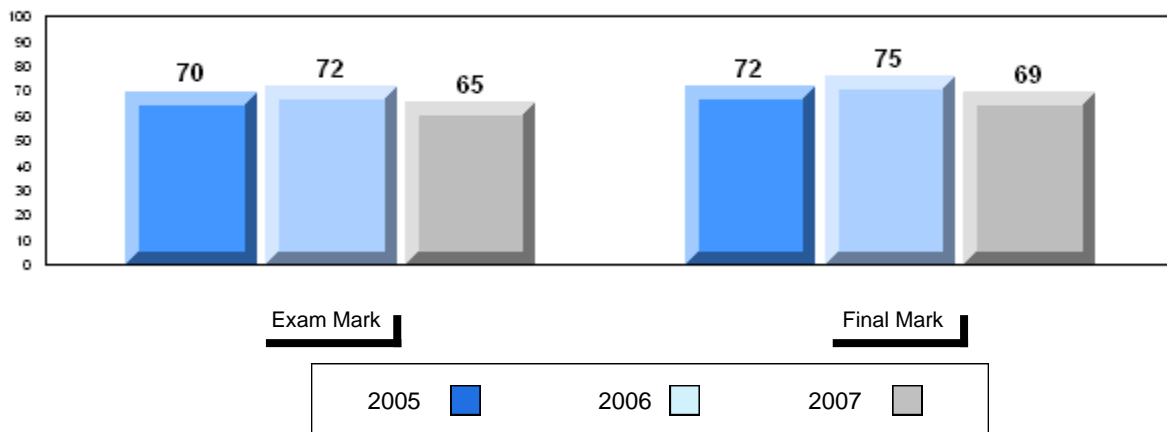


3 Year Public Exam (Subtest) Mark Trend 2005-2007

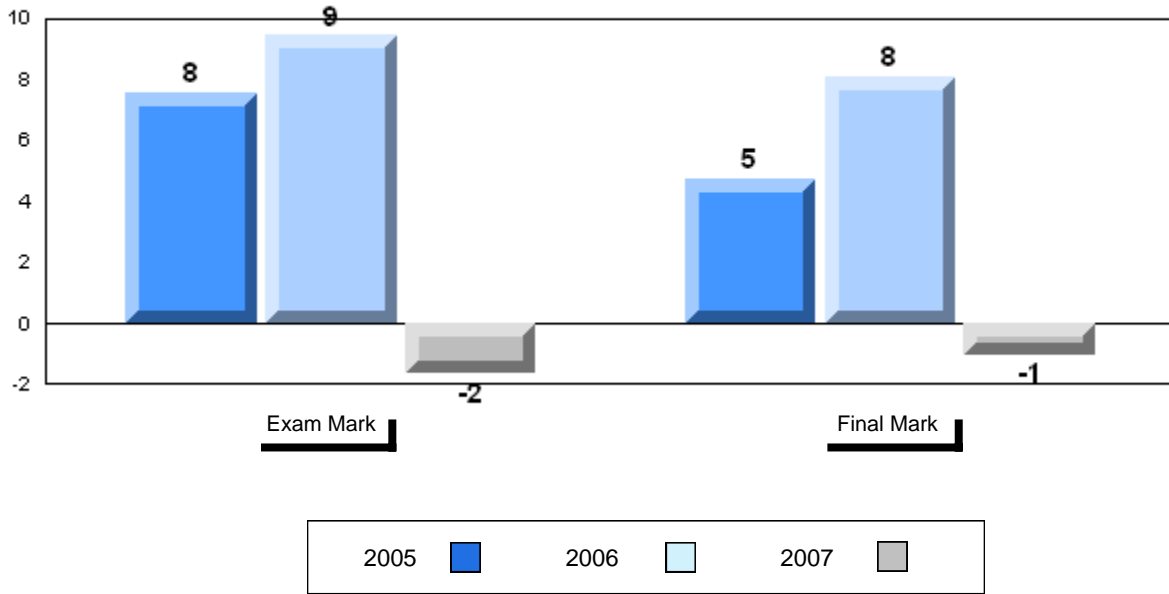


Number of Students		16						
		Public Exam Mark	School vs District	School vs Province	Final Mark	School vs District	School vs Province	
World History 3201	School	65.3	P	Q	69.1	P	Q	
	District	62.7						
	Province	67.0						
<u>Subtest</u>								
WWI	School	69.7	P	Q	70.1			
	District	67.5						
	Province	71.3						
Challenges and Changes	School	67.9	P	P				
	District	64.8						
	Province	67.3						
International Tensions (1930's and WWII)	School	69.0	P	Q				
	District	66.1						
	Province	69.5						
Cold War	School	56.3	P	Q				
	District	51.6						
	Province	59.1						
Regional Developments in Post WWII (5.1)	School	45.5	Q	Q				
	District	50.7						
	Province	54.6						
Regional Developments in Post WWII (5.2)	School	0.0	Q	Q				
	District	44.8						
	Province	51.6						
Challenges of the Modern Era	School	63.0	P	Q				
	District	61.6						
	Province	65.4						

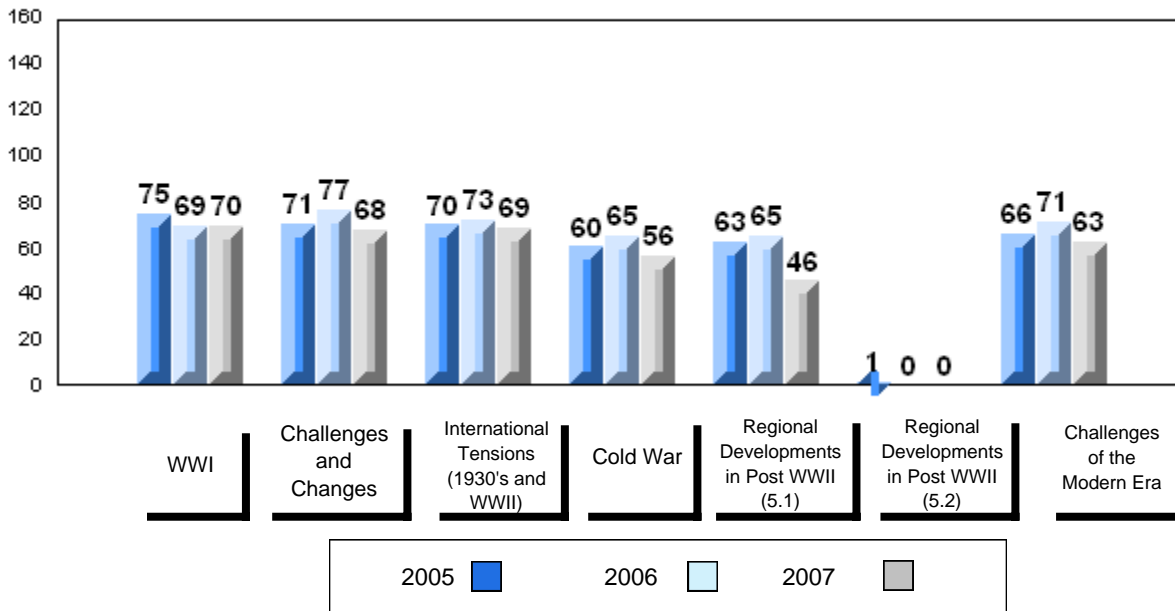
Average Score, 2005-2007



Difference from Provincial Mean, 2005-2007

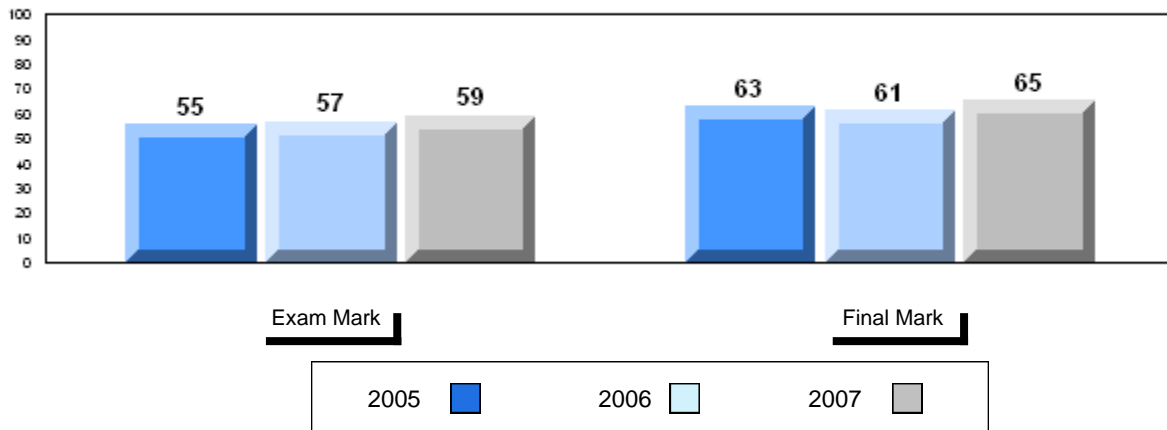


3 Year Public Exam (Subtest) Mark Trend 2005-2007

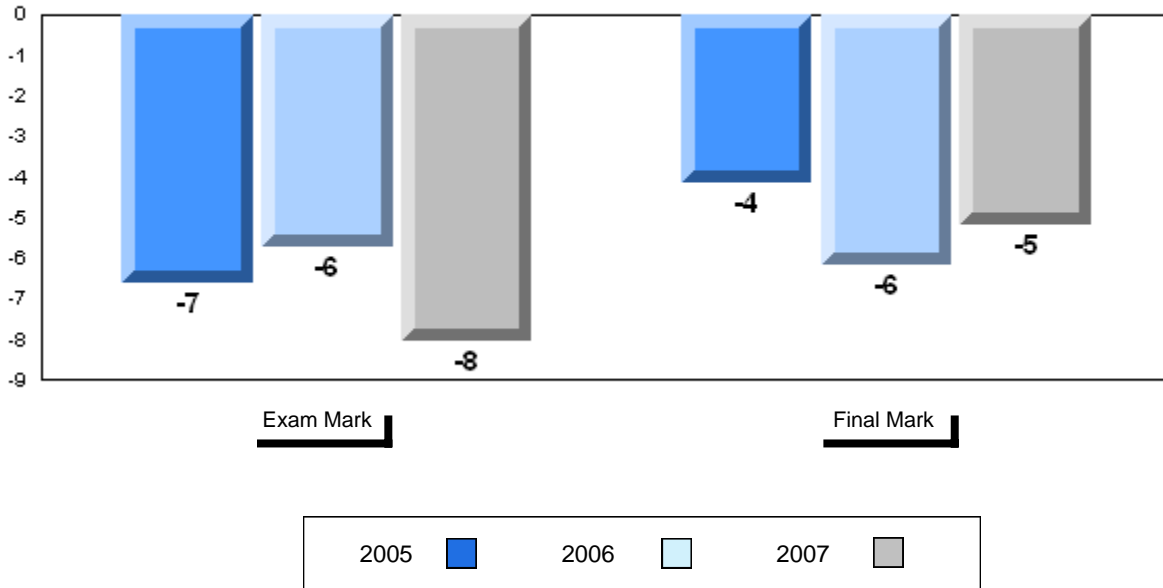


Number of Students	23						
		Public Exam Mark	School vs District	School vs Province	Final Mark	School vs District	School vs Province
World History 3201	School	58.9	q	q	64.9	q	q
	District	62.7			65.8		
	Province	67.0			70.1		
Subtest							
WWI	School	66.5	q	q			
	District	67.5					
	Province	71.3					
Challenges and Changes	School	62.2	q	q			
	District	64.8					
	Province	67.3					
International Tensions (1930's and WWII)	School	61.6	q	q			
	District	66.1					
	Province	69.5					
Cold War	School	46.9	q	q			
	District	51.6					
	Province	59.1					
Regional Developments in Post WWII (5.1)	School	21.4	q	q			
	District	50.7					
	Province	54.6					
Regional Developments in Post WWII (5.2)	School	46.9	p	q			
	District	44.8					
	Province	51.6					
Challenges of the Modern Era	School	59.3	q	q			
	District	61.6					
	Province	65.4					

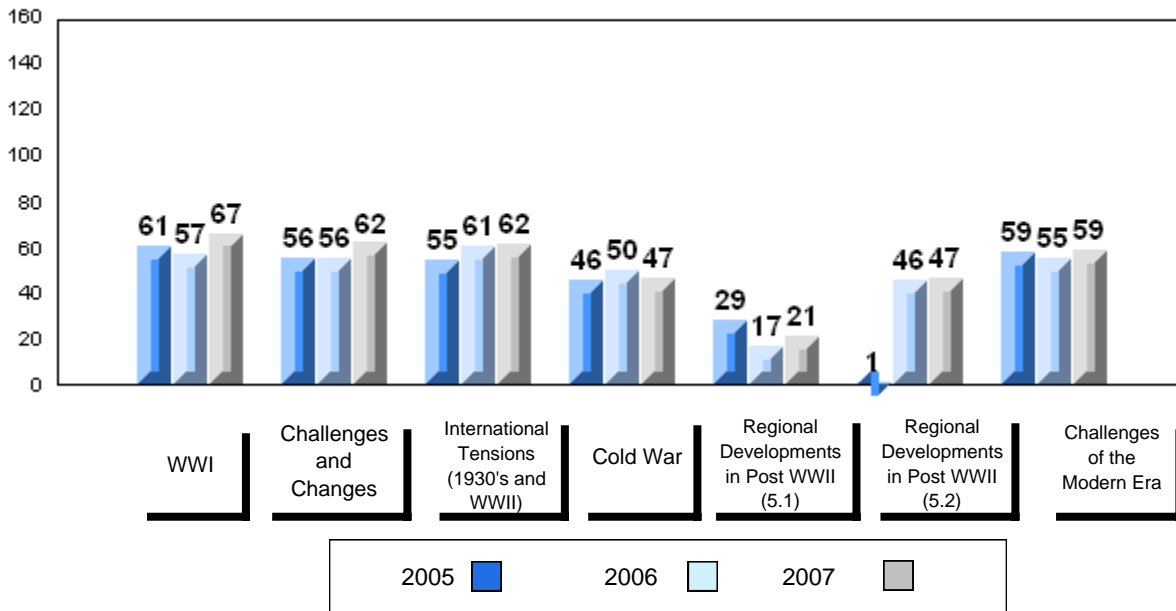
Average Score, 2005-2007



Difference from Provincial Mean, 2005-2007

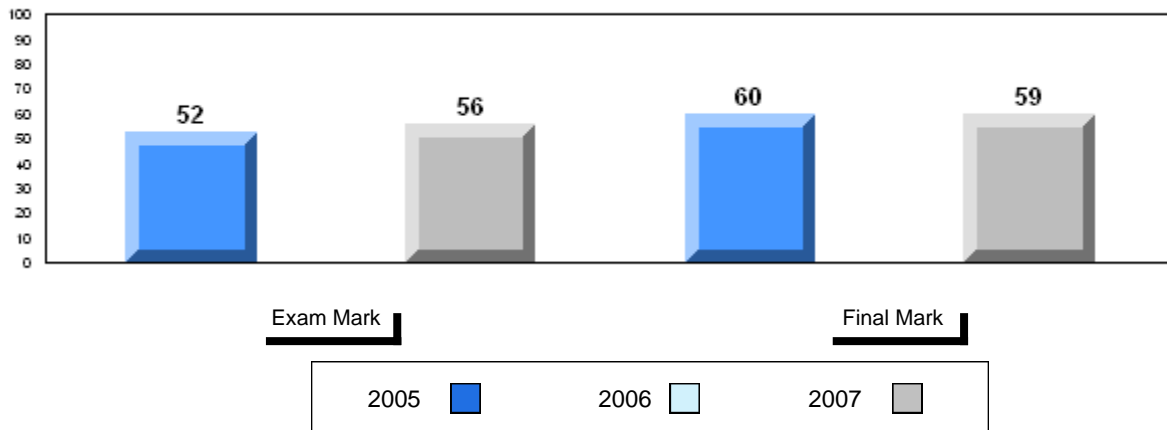


3 Year Public Exam (Subtest) Mark Trend 2005-2007

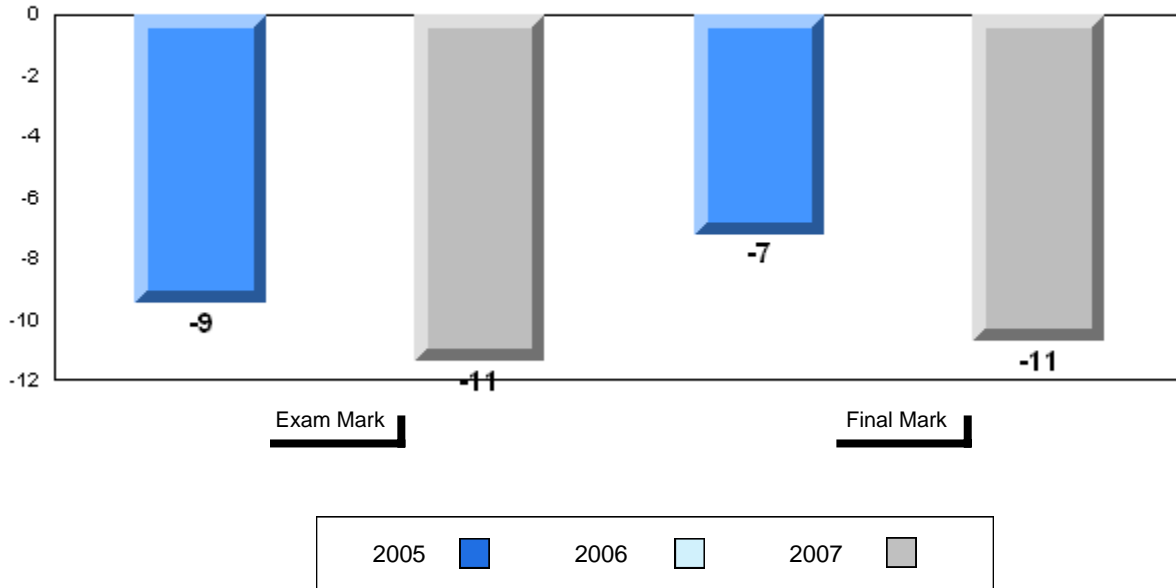


Number of Students		17						
		Public Exam Mark	School vs District	School vs Province	Final Mark	School vs District	School vs Province	
World History 3201	School	55.6	q	q	59.4	q	q	
	District	62.7						
	Province	67.0						
<u>Subtest</u>								
WWI	School	58.8	q	q				
	District	67.5						
	Province	71.3						
Challenges and Changes	School	56.3	q	q				
	District	64.8						
	Province	67.3						
International Tensions (1930's and WWII)	School	57.5	q	q				
	District	66.1						
	Province	69.5						
Cold War	School	43.9	q	q				
	District	51.6						
	Province	59.1						
Regional Developments in Post WWII (5.1)	School	45.9	q	q				
	District	50.7						
	Province	54.6						
Regional Developments in Post WWII (5.2)	School	23.8	q	q				
	District	44.8						
	Province	51.6						
Challenges of the Modern Era	School	59.2	q	q				
	District	61.6						
	Province	65.4						

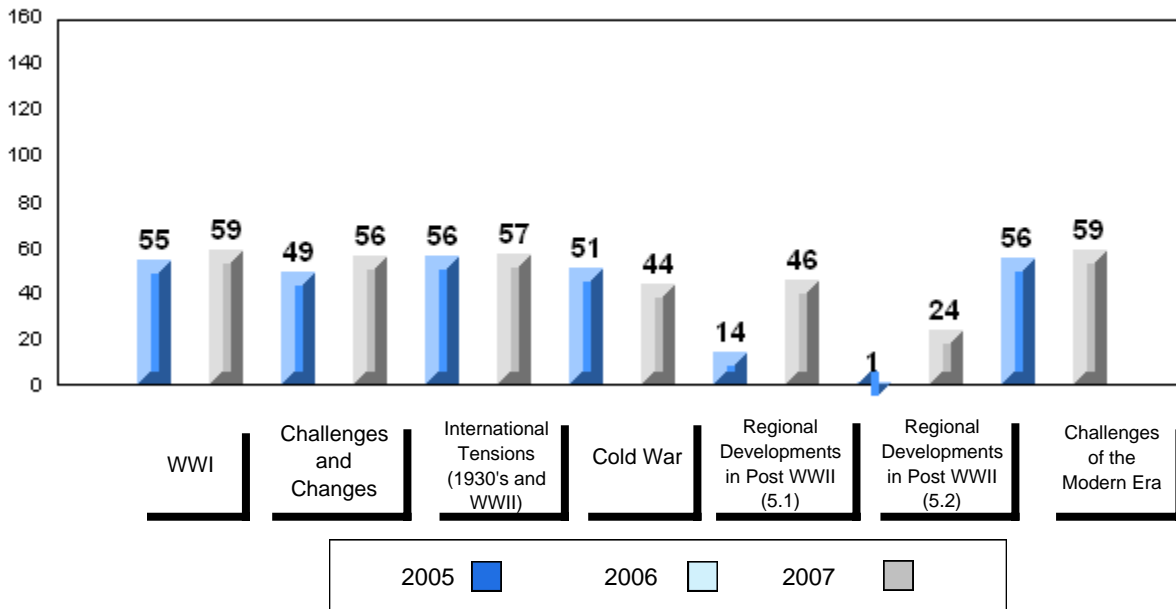
Average Score, 2005-2007



Difference from Provincial Mean, 2005-2007

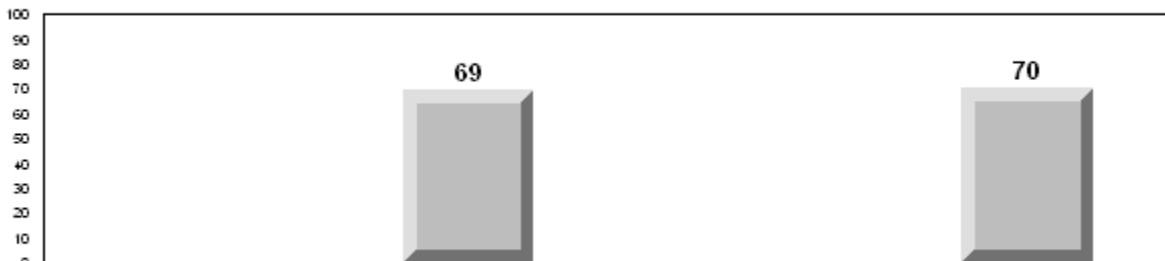


3 Year Public Exam (Subtest) Mark Trend 2005-2007



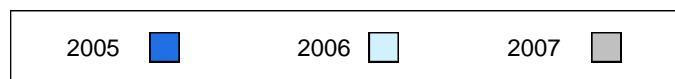
Number of Students		57						
		Public Exam Mark	School vs District	School vs Province	Final Mark	School vs District	School vs Province	
World History 3201	School	69.0	P	P	70.1	P	P	
	District	62.7						
	Province	67.0						
<u>Subtest</u>								
WWI	School	73.6	P	P				
	District	67.5						
	Province	71.3						
Challenges and Changes	School	72.0	P	P				
	District	64.8						
	Province	67.3						
International Tensions (1930's and WWII)	School	73.7	P	P				
	District	66.1						
	Province	69.5						
Cold War	School	58.1	P	Q				
	District	51.6						
	Province	59.1						
Regional Developments in Post WWII (5.1)	School	55.3	P	P				
	District	50.7						
	Province	54.6						
Regional Developments in Post WWII (5.2)	School	53.6	P	P				
	District	44.8						
	Province	51.6						
Challenges of the Modern Era	School	64.4	P	Q				
	District	61.6						
	Province	65.4						

Average Score, 2005-2007

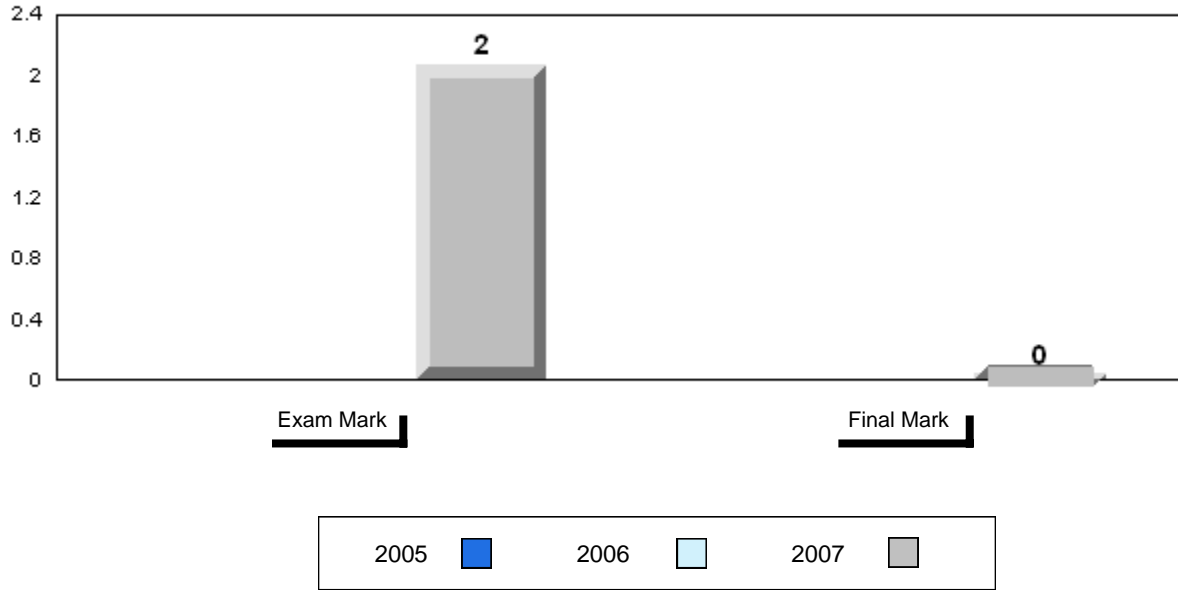


Exam Mark

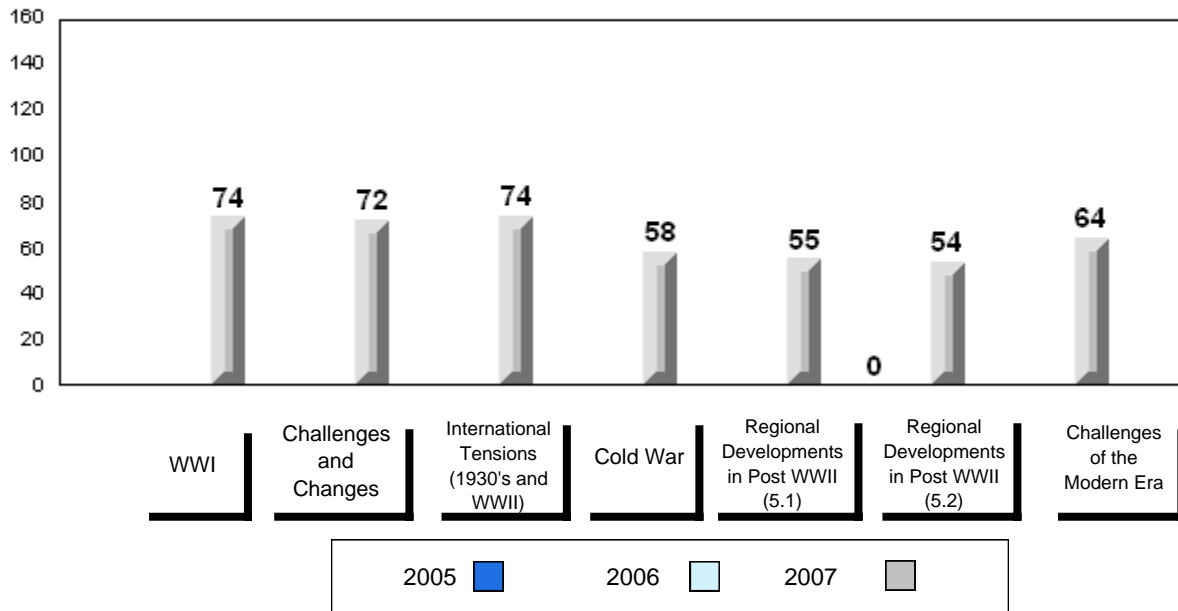
Final Mark



Difference from Provincial Mean, 2005-2007




3 Year Public Exam (Subtest) Mark Trend 2005-2007



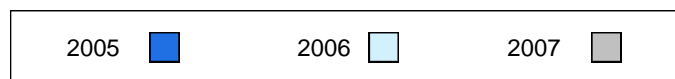
Number of Students		30						
		Public Exam Mark	School vs District	School vs Province	Final Mark	School vs District	School vs Province	
World History 3201	School	48.2	q	q	53.5	q	q	
	District	67.1						
	Province	67.0						
<u>Subtest</u>								
WWI	School	53.8	q	q	69.2			
	District	69.7						
	Province	71.3						
Challenges and Changes	School	45.9	q	q	70.1			
	District	68.0						
	Province	67.3						
International Tensions (1930's and WWII)	School	47.6	q	q				
	District	68.5						
	Province	69.5						
Cold War	School	42.6	q	q				
	District	61.7						
	Province	59.1						
Regional Developments in Post WWII (5.1)	School	42.4	q	q				
	District	58.6						
	Province	54.6						
Regional Developments in Post WWII (5.2)	School	50.0	q	q				
	District	53.3						
	Province	51.6						
Challenges of the Modern Era	School	51.4	q	q				
	District	67.3						
	Province	65.4						

Average Score, 2005-2007

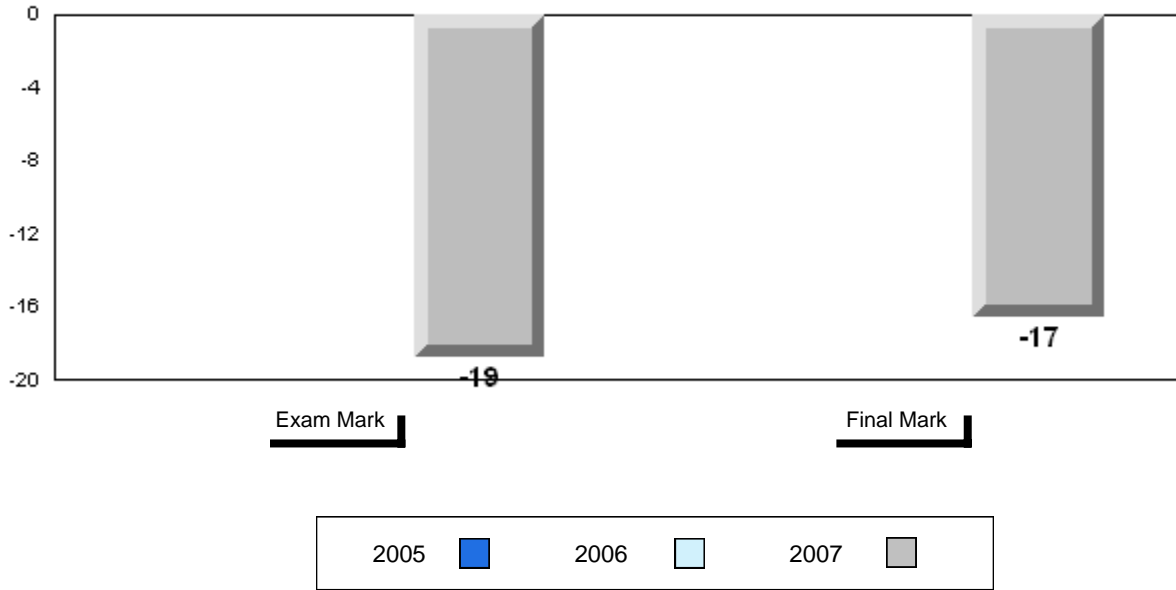


Exam Mark

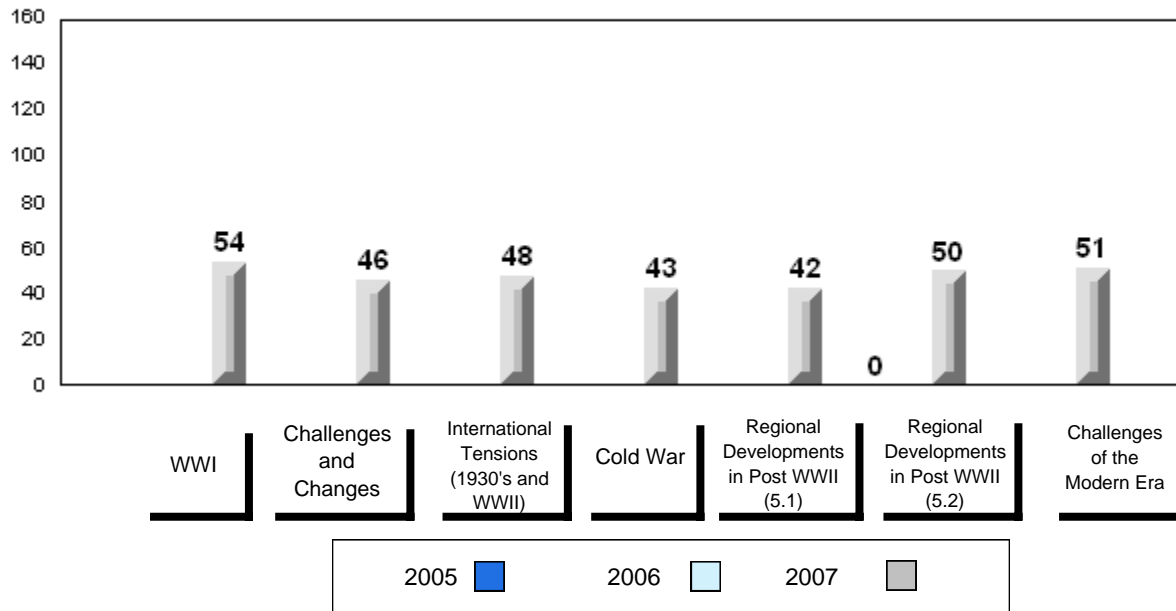
Final Mark



Difference from Provincial Mean, 2005-2007



3 Year Public Exam (Subtest) Mark Trend 2005-2007



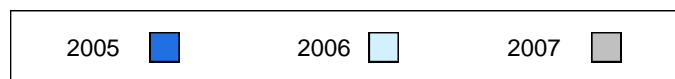
Number of Students		Public Exam Mark			Final Mark		
			School vs District	School vs Province		School vs District	School vs Province
4							
World History 3201		School					
	District	67.1			69.2		
	Province	67.0			70.1		
<u>Subtest</u>							
WWI		School					
	District	69.7					
	Province	71.3					
Challenges and Changes		School					
	District	68.0					
	Province	67.3					
International Tensions (1930's and WWII)		School					
	District	68.5					
	Province	69.5					
Cold War		School					
	District	61.7					
	Province	59.1					
Regional Developments in Post WWII (5.1)		School					
	District	58.6					
	Province	54.6					
Regional Developments in Post WWII (5.2)		School					
	District	53.3					
	Province	51.6					
Challenges of the Modern Era		School					
	District	67.3					
	Province	65.4					

Average Score, 2005-2007

School data with 5 or fewer students withheld for reasons of confidentiality.

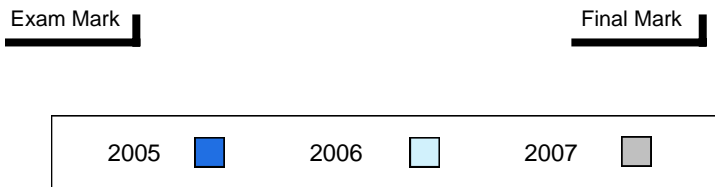
Exam Mark

Final Mark



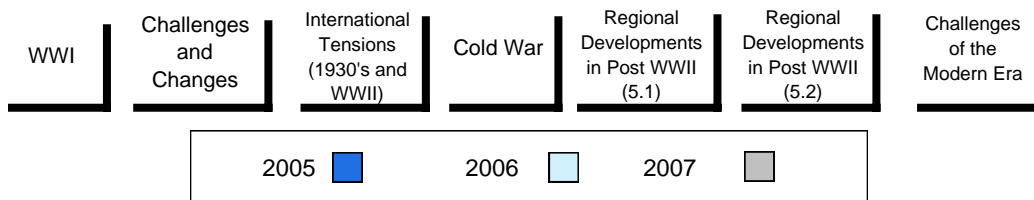
Difference from Provincial Mean, 2005-2007

School data with 5 or fewer students withheld for reasons of confidentiality.



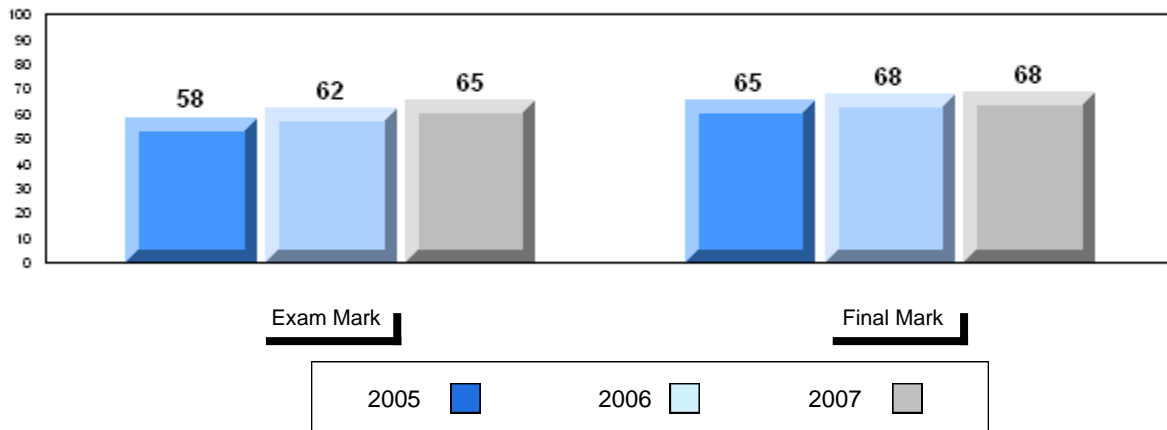
3 Year Public Exam (Subtest) Mark Trend 2005-2007

School data with 5 or fewer students withheld for reasons of confidentiality.

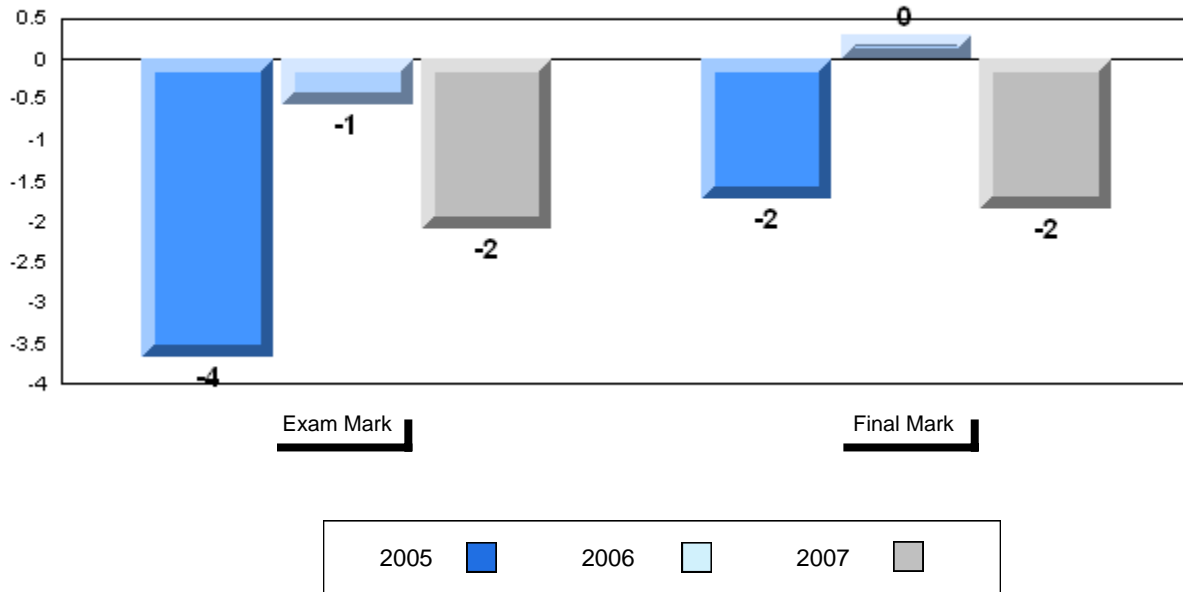


Number of Students		20						
			Public Exam Mark	School vs District	School vs Province	Final Mark	School vs District	School vs Province
World History 3201	School	64.9		q	q	68.2	q	q
	District	67.1						
	Province	67.0						
<u>Subtest</u>								
WWI	School	66.7		q	q	69.2		
	District	69.7						
	Province	71.3						
Challenges and Changes	School	63.5		q	q	70.1		
	District	68.0						
	Province	67.3						
International Tensions (1930's and WWII)	School	69.1		p	q			
	District	68.5						
	Province	69.5						
Cold War	School	58.9		q	q			
	District	61.7						
	Province	59.1						
Regional Developments in Post WWII (5.1)	School	28.6		q	q			
	District	58.6						
	Province	54.6						
Regional Developments in Post WWII (5.2)	School	54.0		p	p			
	District	53.3						
	Province	51.6						
Challenges of the Modern Era	School	59.3		q	q			
	District	67.3						
	Province	65.4						

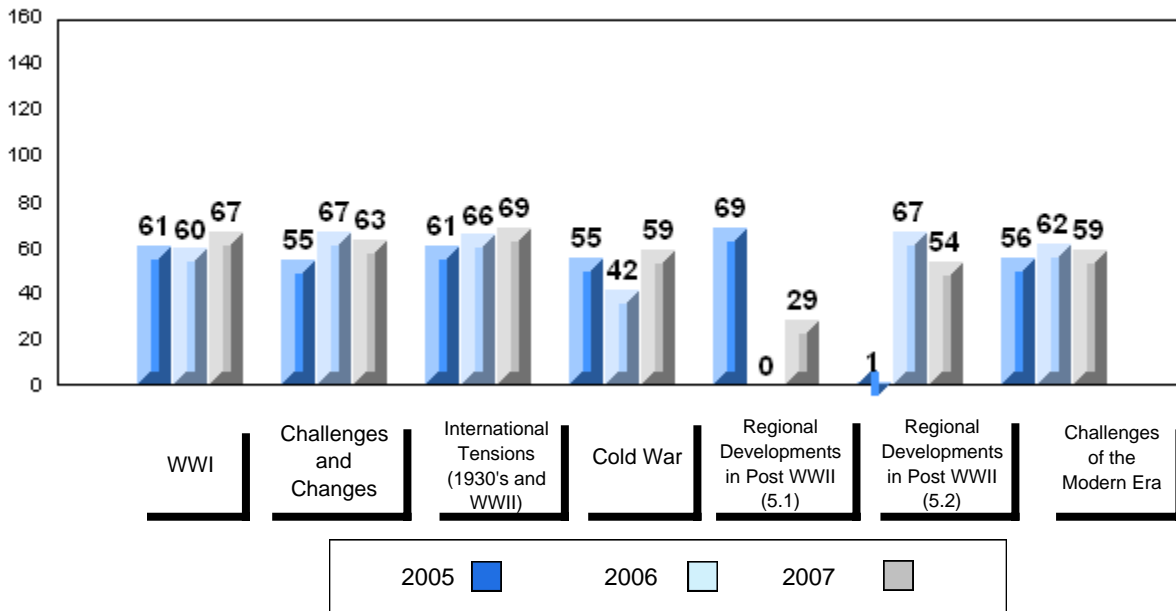
Average Score, 2005-2007



Difference from Provincial Mean, 2005-2007



3 Year Public Exam (Subtest) Mark Trend 2005-2007



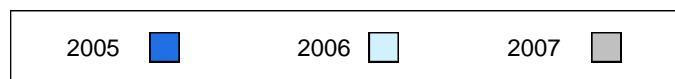
Number of Students		Public Exam Mark			Final Mark		
5		School vs District	School vs Province	School vs District	School vs Province		
World History 3201	School						
	District	67.1		69.2			
	Province	67.0		70.1			
<u>Subtest</u>							
WWI	School						
	District	69.7					
	Province	71.3					
Challenges and Changes	School						
	District	68.0					
	Province	67.3					
International Tensions (1930's and WWII)	School						
	District	68.5					
	Province	69.5					
Cold War	School						
	District	61.7					
	Province	59.1					
Regional Developments in Post WWII (5.1)	School						
	District	58.6					
	Province	54.6					
Regional Developments in Post WWII (5.2)	School						
	District	53.3					
	Province	51.6					
Challenges of the Modern Era	School						
	District	67.3					
	Province	65.4					

Average Score, 2005-2007

School data with 5 or fewer students withheld for reasons of confidentiality.

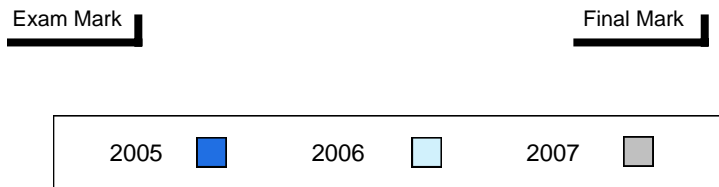
Exam Mark

Final Mark



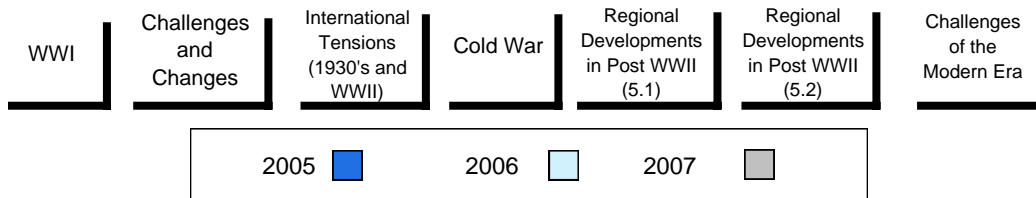
Difference from Provincial Mean, 2005-2007

School data with 5 or fewer students withheld for reasons of confidentiality.



3 Year Public Exam (Subtest) Mark Trend 2005-2007

School data with 5 or fewer students withheld for reasons of confidentiality.



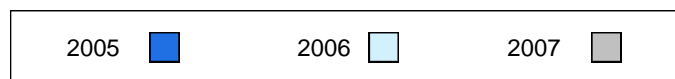
Number of Students		Public Exam Mark			Final Mark		
		School vs District	School vs Province		School vs District	School vs Province	
3							
World History 3201							
	School						
	District	67.1		69.2			
	Province	67.0		70.1			
Subtest							
WWI							
	School						
	District	69.7					
	Province	71.3					
Challenges and Changes							
	School						
	District	68.0					
	Province	67.3					
International Tensions (1930's and WWII)							
	School						
	District	68.5					
	Province	69.5					
Cold War							
	School						
	District	61.7					
	Province	59.1					
Regional Developments in Post WWII (5.1)							
	School						
	District	58.6					
	Province	54.6					
Regional Developments in Post WWII (5.2)							
	School						
	District	53.3					
	Province	51.6					
Challenges of the Modern Era							
	School						
	District	67.3					
	Province	65.4					

Average Score, 2005-2007

School data with 5 or fewer students withheld for reasons of confidentiality.

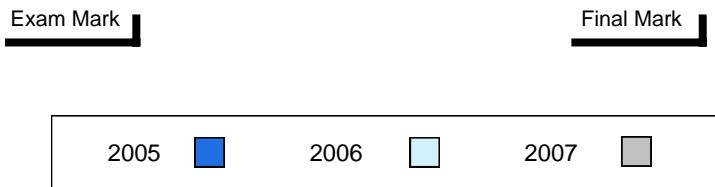
Exam Mark

Final Mark



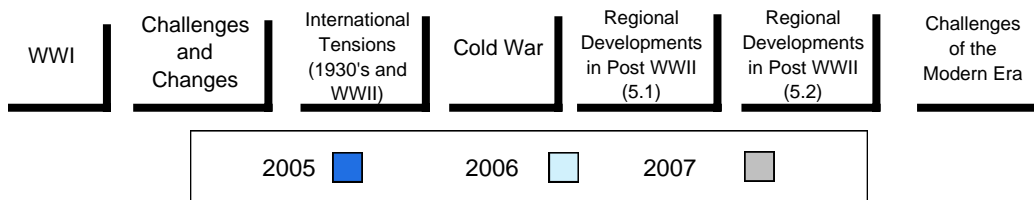
Difference from Provincial Mean, 2005-2007

School data with 5 or fewer students withheld for reasons of confidentiality.



3 Year Public Exam (Subtest) Mark Trend 2005-2007

School data with 5 or fewer students withheld for reasons of confidentiality.



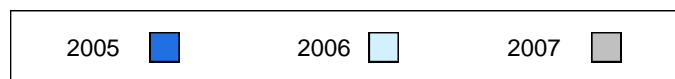
Number of Students		Public Exam Mark			Final Mark		
		School vs District	School vs Province	School vs District	School vs Province		
2							
World History 3201							
	School		School data with 5 or fewer students withheld for reasons of confidentiality.		School data with 5 or fewer students withheld for reasons of confidentiality.		
	District	67.1				69.2	
	Province	67.0				70.1	
<u>Subtest</u>							
WWI							
	School						
	District	69.7					
	Province	71.3					
Challenges and Changes							
	School						
	District	68.0					
	Province	67.3					
International Tensions (1930's and WWII)							
	School						
	District	68.5					
	Province	69.5					
Cold War							
	School						
	District	61.7					
	Province	59.1					
Regional Developments in Post WWII (5.1)							
	School						
	District	58.6					
	Province	54.6					
Regional Developments in Post WWII (5.2)							
	School						
	District	53.3					
	Province	51.6					
Challenges of the Modern Era							
	School						
	District	67.3					
	Province	65.4					

Average Score, 2005-2007

School data with 5 or fewer students withheld for reasons of confidentiality.

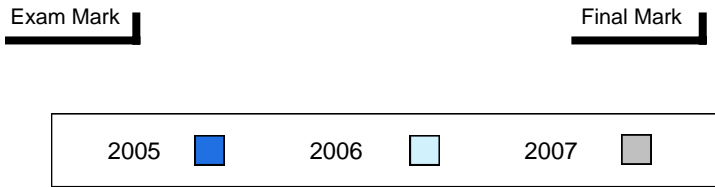
Exam Mark

Final Mark



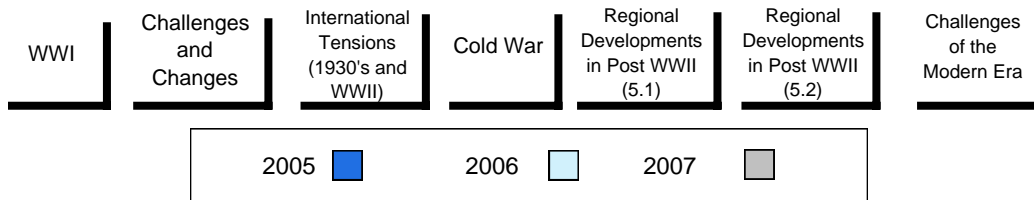
Difference from Provincial Mean, 2005-2007

School data with 5 or fewer students withheld for reasons of confidentiality.



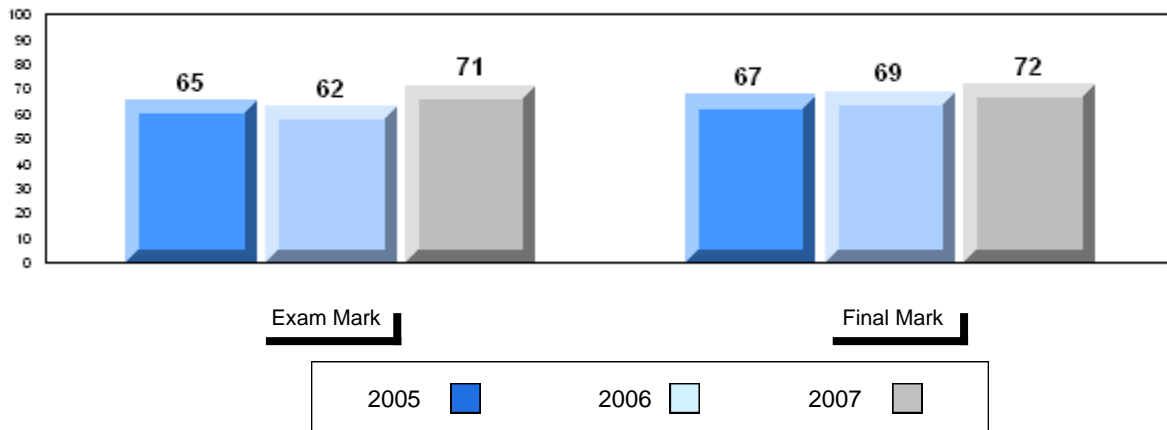
3 Year Public Exam (Subtest) Mark Trend 2005-2007

School data with 5 or fewer students withheld for reasons of confidentiality.

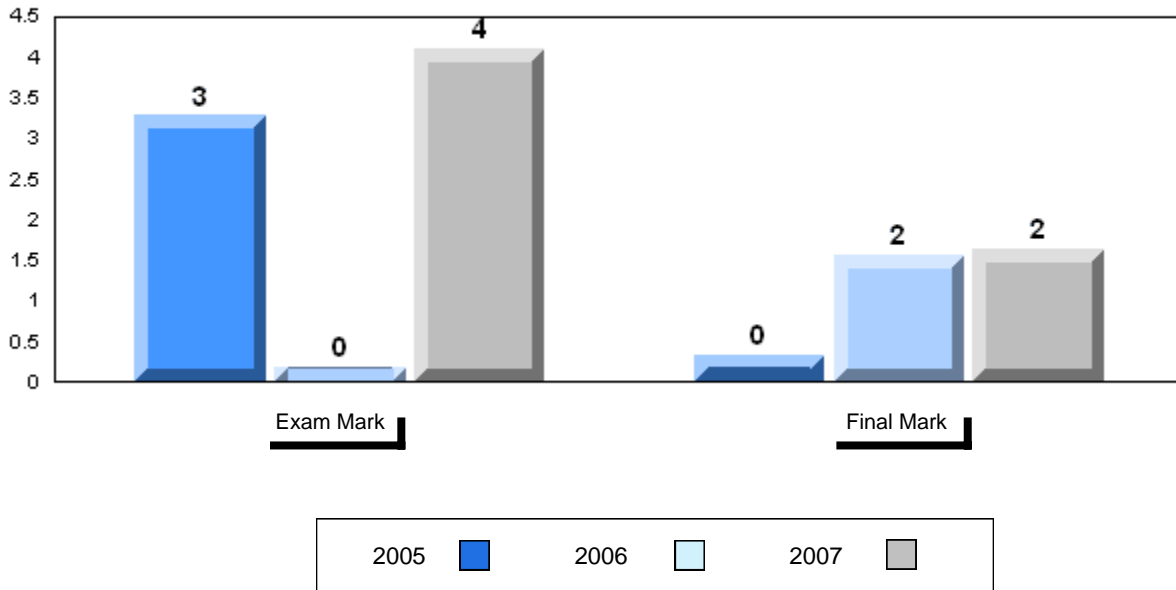


Number of Students		84						
		Public Exam Mark	School vs District	School vs Province	Final Mark	School vs District	School vs Province	
World History 3201	School	71.1	P	P	71.7	P	P	
	District	67.1						
	Province	67.0						
<u>Subtest</u>								
WWI	School	72.8	P	P	70.1			
	District	69.7						
	Province	71.3						
Challenges and Changes	School	70.5	P	P				
	District	68.0						
	Province	67.3						
International Tensions (1930's and WWII)	School	73.0	P	P				
	District	68.5						
	Province	69.5						
Cold War	School	68.6	P	P				
	District	61.7						
	Province	59.1						
Regional Developments in Post WWII (5.1)	School	64.7	P	P				
	District	58.6						
	Province	54.6						
Regional Developments in Post WWII (5.2)	School	39.9	Q	Q				
	District	53.3						
	Province	51.6						
Challenges of the Modern Era	School	73.6	P	P				
	District	67.3						
	Province	65.4						

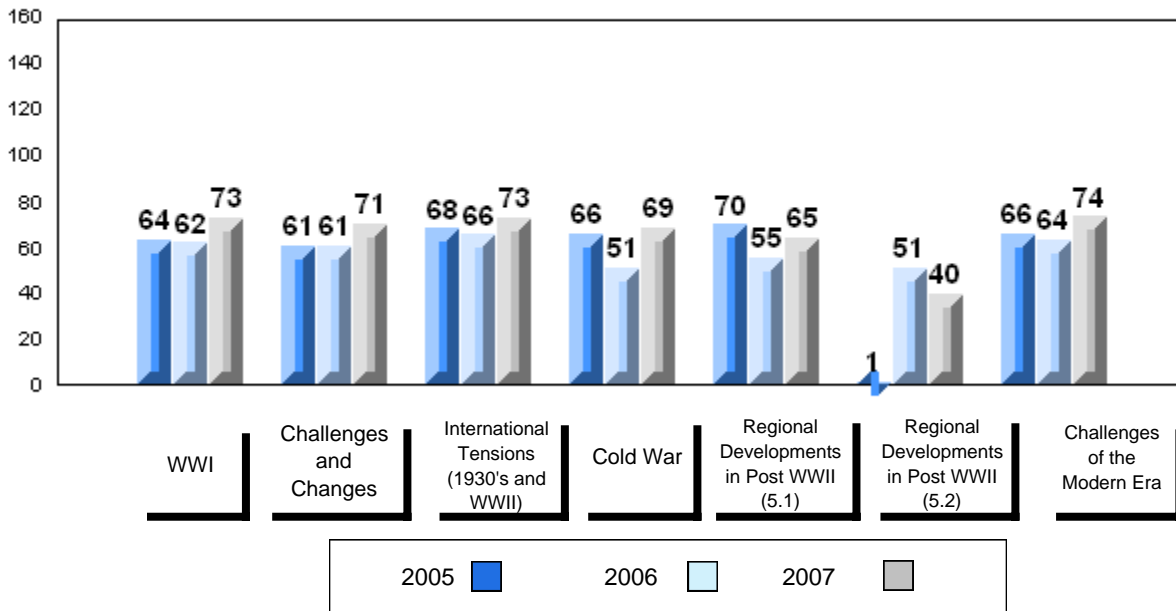
Average Score, 2005-2007



Difference from Provincial Mean, 2005-2007

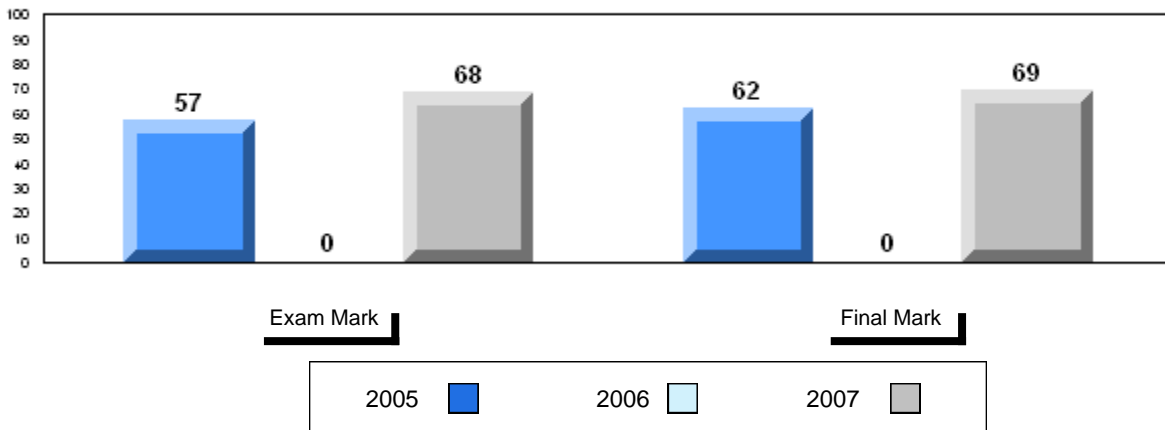


3 Year Public Exam (Subtest) Mark Trend 2005-2007

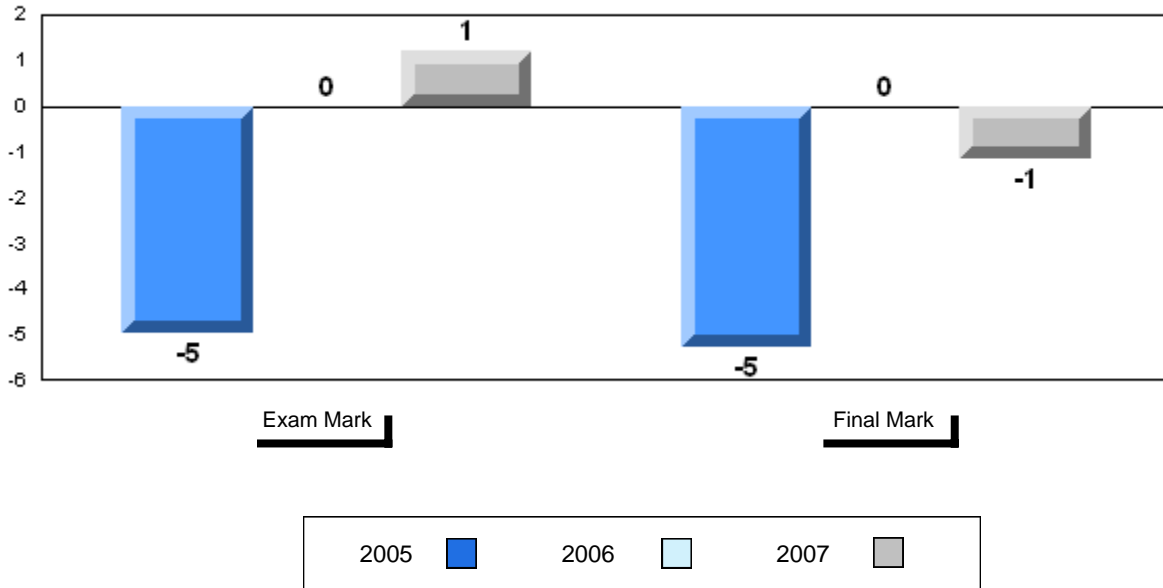


Number of Students		13						
		Public Exam Mark	School vs District	School vs Province	Final Mark	School vs District	School vs Province	
World History 3201	School	68.2	P	P	68.9	Q	Q	
	District	67.1						
	Province	67.0						
<u>Subtest</u>								
WWI	School	68.2	Q	Q	70.1			
	District	69.7						
	Province	71.3						
Challenges and Changes	School	71.6	P	P				
	District	68.0						
	Province	67.3						
International Tensions (1930's and WWII)	School	74.3	P	P				
	District	68.5						
	Province	69.5						
Cold War	School	58.8	Q	Q				
	District	61.7						
	Province	59.1						
Regional Developments in Post WWII (5.1)	School	59.9	P	P				
	District	58.6						
	Province	54.6						
Regional Developments in Post WWII (5.2)	School	0.0	Q	Q				
	District	53.3						
	Province	51.6						
Challenges of the Modern Era	School	59.3	Q	Q				
	District	67.3						
	Province	65.4						

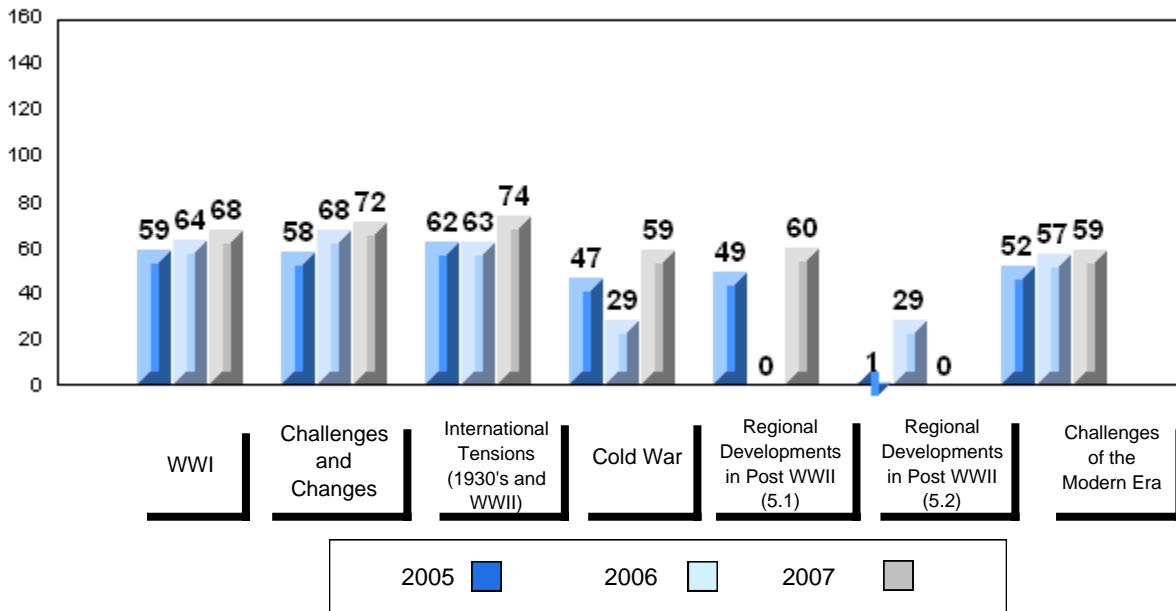
Average Score, 2005-2007



Difference from Provincial Mean, 2005-2007



3 Year Public Exam (Subtest) Mark Trend 2005-2007



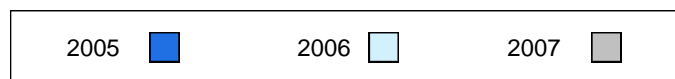
Number of Students		Public Exam Mark			Final Mark		
		School vs District	School vs Province	School vs District	School vs Province		
2							
World History 3201							
	School		School data with 5 or fewer students withheld for reasons of confidentiality.		School data with 5 or fewer students withheld for reasons of confidentiality.		
	District	67.1				69.2	
	Province	67.0				70.1	
<u>Subtest</u>							
WWI							
	School						
	District	69.7					
	Province	71.3					
Challenges and Changes							
	School						
	District	68.0					
	Province	67.3					
International Tensions (1930's and WWII)							
	School						
	District	68.5					
	Province	69.5					
Cold War							
	School						
	District	61.7					
	Province	59.1					
Regional Developments in Post WWII (5.1)							
	School						
	District	58.6					
	Province	54.6					
Regional Developments in Post WWII (5.2)							
	School						
	District	53.3					
	Province	51.6					
Challenges of the Modern Era							
	School						
	District	67.3					
	Province	65.4					

Average Score, 2005-2007

School data with 5 or fewer students withheld for reasons of confidentiality.

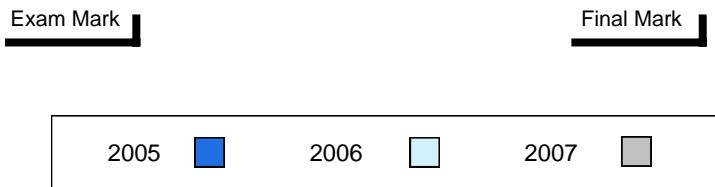
Exam Mark

Final Mark



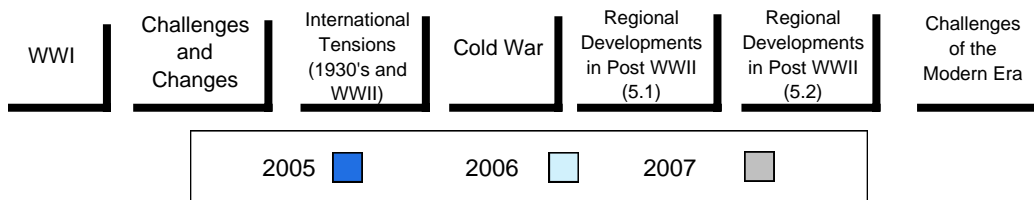
Difference from Provincial Mean, 2005-2007

School data with 5 or fewer students withheld for reasons of confidentiality.



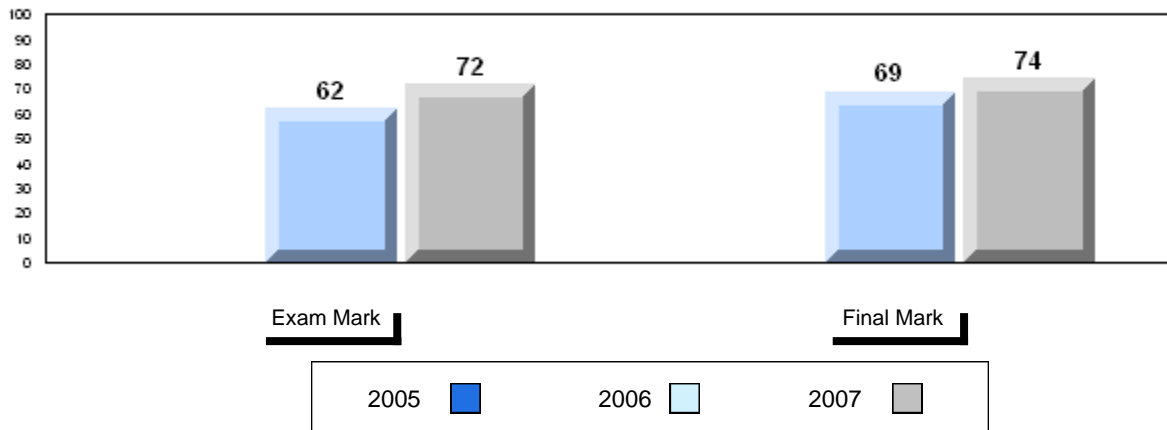
3 Year Public Exam (Subtest) Mark Trend 2005-2007

School data with 5 or fewer students withheld for reasons of confidentiality.

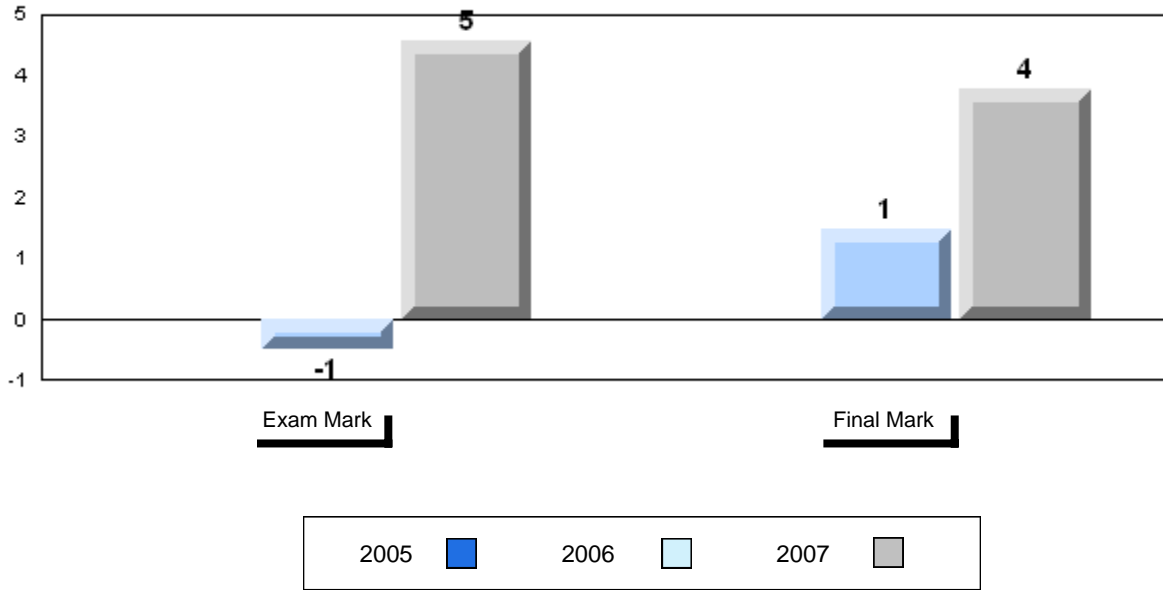


Number of Students		53						
		Public Exam Mark	School vs District	School vs Province	Final Mark	School vs District	School vs Province	
World History 3201	School	71.5	P	P	73.9	P	P	
	District	67.1						
	Province	67.0						
Subtest								
WWI	School	75.3	P	P	70.1			
	District	69.7						
	Province	71.3						
Challenges and Changes	School	77.2	P	P				
	District	68.0						
	Province	67.3						
International Tensions (1930's and WWII)	School	71.4	P	P				
	District	68.5						
	Province	69.5						
Cold War	School	61.8	P	P				
	District	61.7						
	Province	59.1						
Regional Developments in Post WWII (5.1)	School	54.9	Q	P				
	District	58.6						
	Province	54.6						
Regional Developments in Post WWII (5.2)	School	58.2	P	P				
	District	53.3						
	Province	51.6						
Challenges of the Modern Era	School	72.1	P	P				
	District	67.3						
	Province	65.4						

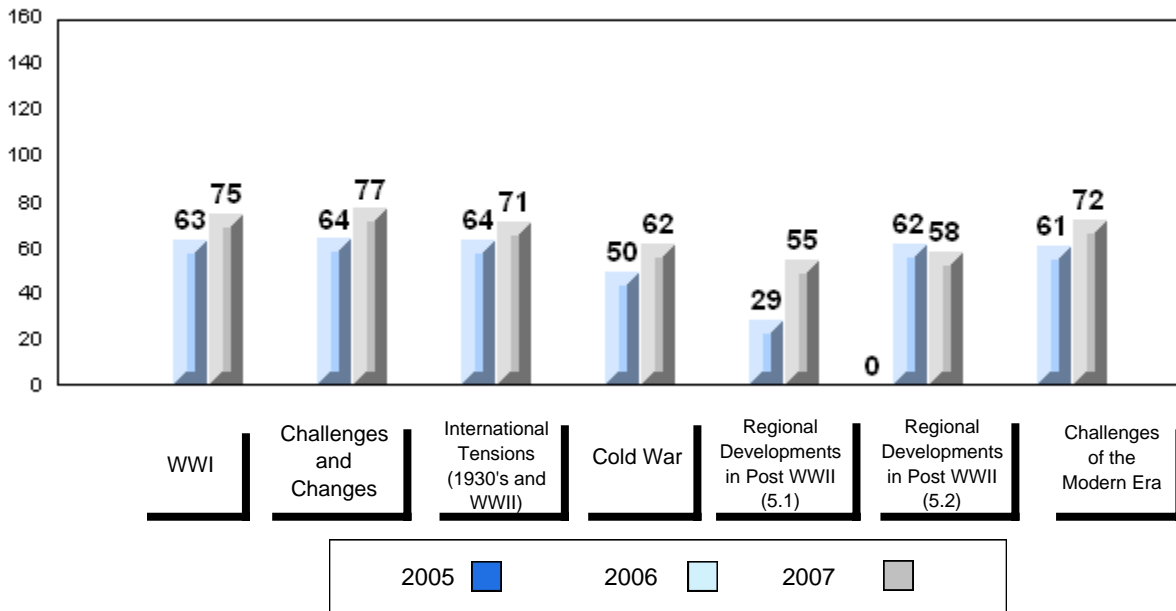
Average Score, 2005-2007



Difference from Provincial Mean, 2005-2007

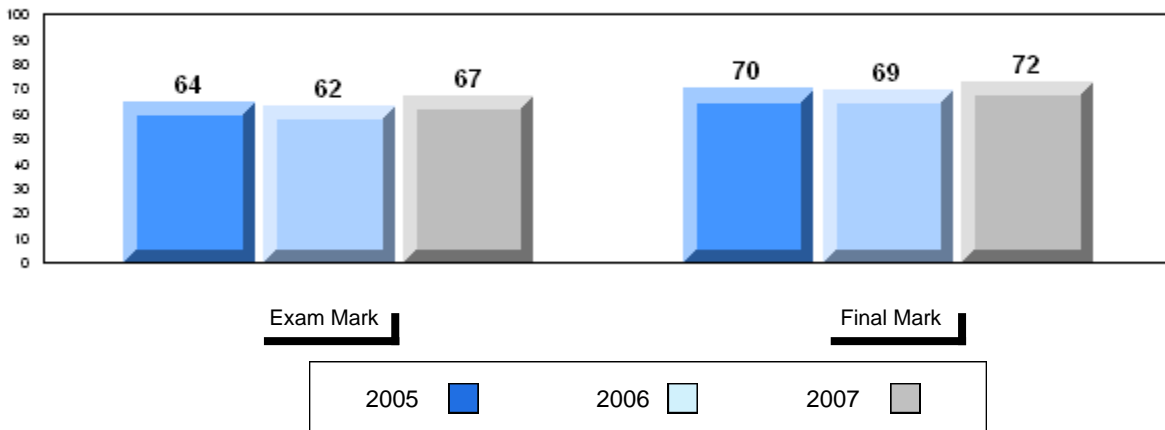


3 Year Public Exam (Subtest) Mark Trend 2005-2007

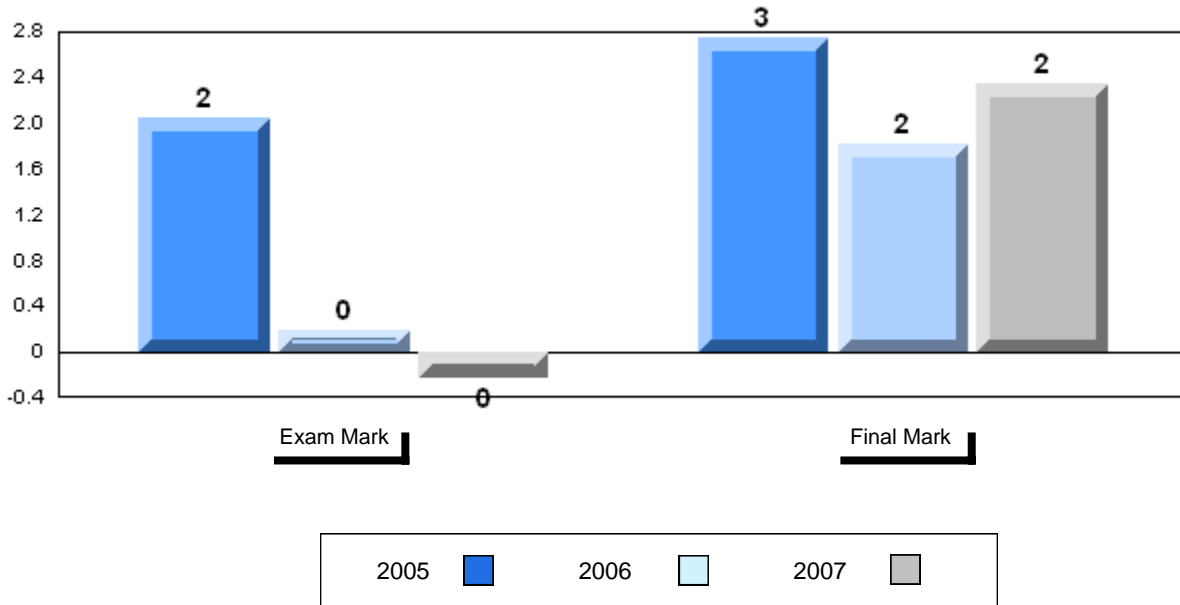


Number of Students		67						
		Public Exam Mark	School vs District	School vs Province	Final Mark	School vs District	School vs Province	
World History 3201	School	66.7	q	q	72.4	p	p	
	District	66.9						
	Province	67.0						
Subtest								
WWI	School	69.6	q	q	70.5			
	District	71.9						
	Province	71.3						
Challenges and Changes	School	68.2	p	p	70.1			
	District	66.7						
	Province	67.3						
International Tensions (1930's and WWII)	School	71.0	p	p				
	District	69.7						
	Province	69.5						
Cold War	School	56.7	q	q				
	District	59.1						
	Province	59.1						
Regional Developments in Post WWII (5.1)	School	37.1	q	q				
	District	54.1						
	Province	54.6						
Regional Developments in Post WWII (5.2)	School	55.1	p	p				
	District	48.7						
	Province	51.6						
Challenges of the Modern Era	School	67.4	p	p				
	District	64.9						
	Province	65.4						

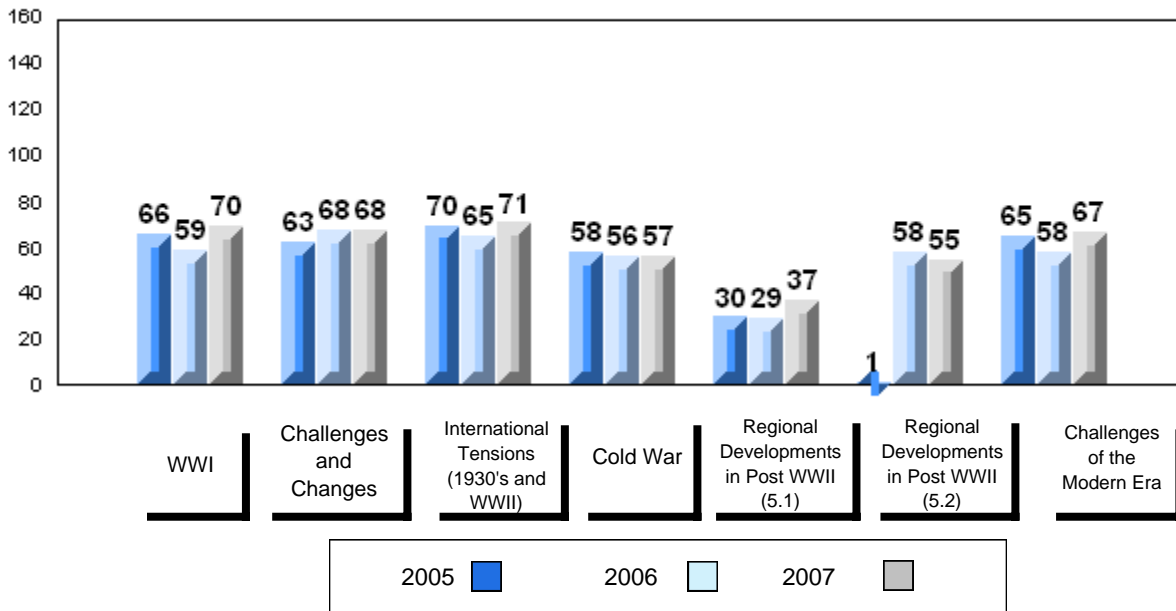
Average Score, 2005-2007



Difference from Provincial Mean, 2005-2007

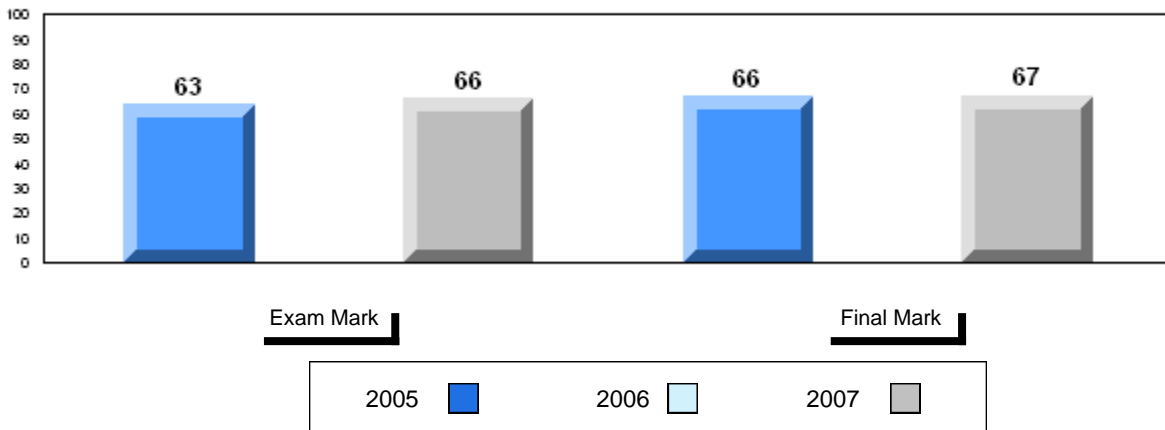


3 Year Public Exam (Subtest) Mark Trend 2005-2007

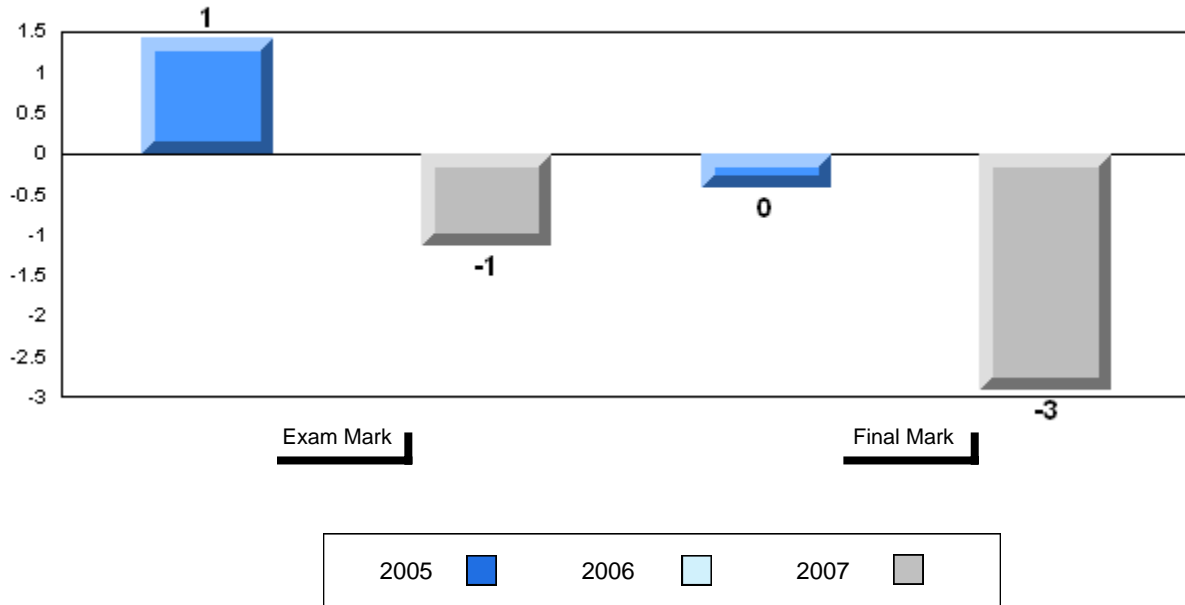


Number of Students		28						
		Public Exam Mark	School vs District	School vs Province	Final Mark	School vs District	School vs Province	
World History 3201	School	65.8	q	q	67.2	q	q	
	District	66.9						
	Province	67.0						
Subtest								
WWI	School	74.0	P	P				
	District	71.9						
	Province	71.3						
Challenges and Changes	School	67.9	P	P				
	District	66.7						
	Province	67.3						
International Tensions (1930's and WWII)	School	65.7	q	q				
	District	69.7						
	Province	69.5						
Cold War	School	51.7	q	q				
	District	59.1						
	Province	59.1						
Regional Developments in Post WWII (5.1)	School	54.2	P	q				
	District	54.1						
	Province	54.6						
Regional Developments in Post WWII (5.2)	School	57.1	P	P				
	District	48.7						
	Province	51.6						
Challenges of the Modern Era	School	62.8	q	q				
	District	64.9						
	Province	65.4						

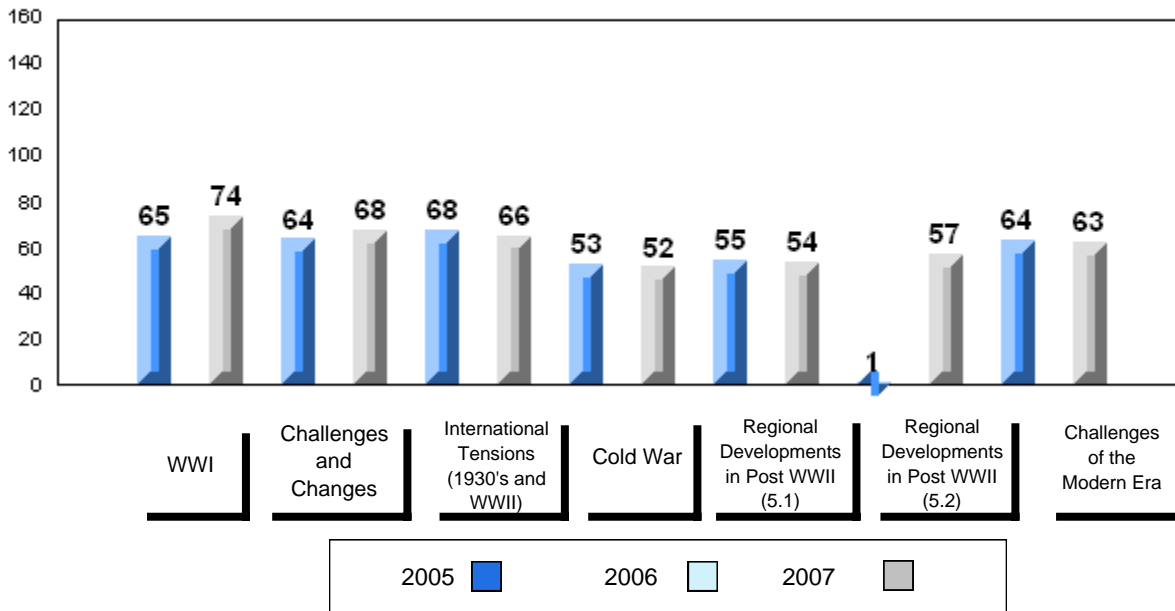
Average Score, 2005-2007



Difference from Provincial Mean, 2005-2007

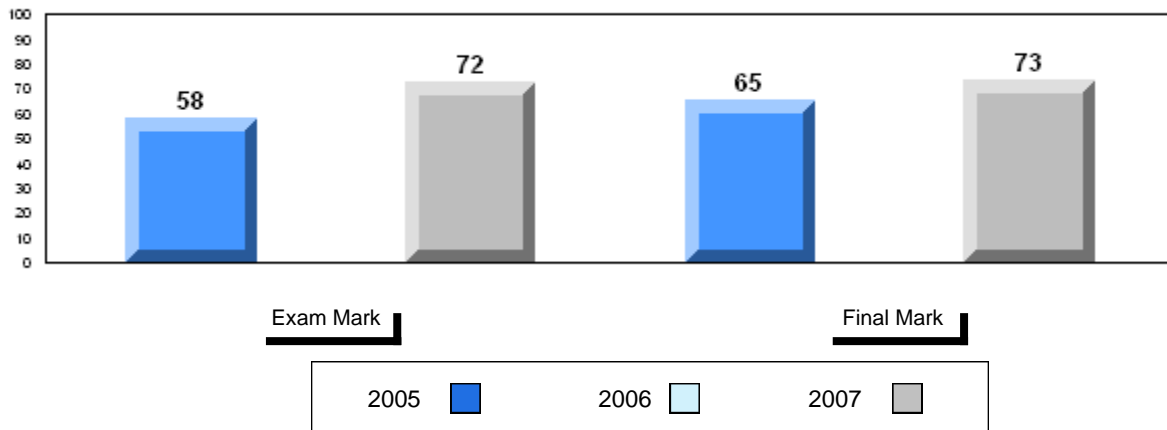


3 Year Public Exam (Subtest) Mark Trend 2005-2007

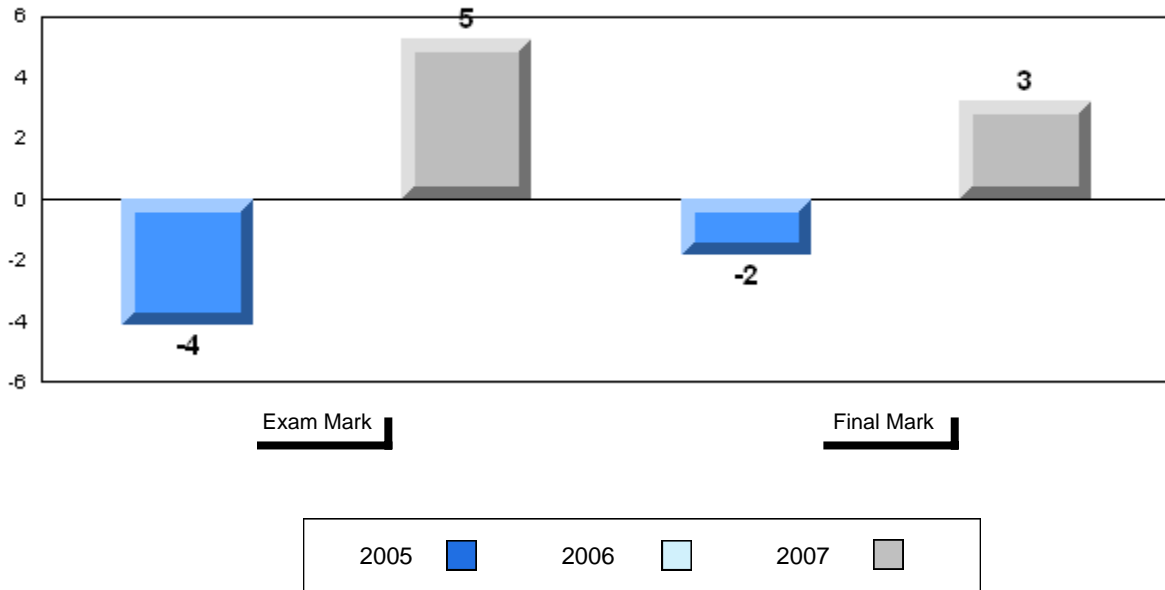


Number of Students		21						
		Public Exam Mark	School vs District	School vs Province	Final Mark	School vs District	School vs Province	
World History 3201	School	72.2	P	P	73.3	P	P	
	District	66.9						
	Province	67.0						
<u>Subtest</u>								
WWI	School	70.7	q	q				
	District	71.9						
	Province	71.3						
Challenges and Changes	School	75.7	P	P				
	District	66.7						
	Province	67.3						
International Tensions (1930's and WWII)	School	75.3	P	P				
	District	69.7						
	Province	69.5						
Cold War	School	66.2	P	P				
	District	59.1						
	Province	59.1						
Regional Developments in Post WWII (5.1)	School	64.0	P	P				
	District	54.1						
	Province	54.6						
Regional Developments in Post WWII (5.2)	School	0.0	q	q				
	District	48.7						
	Province	51.6						
Challenges of the Modern Era	School	70.4	P	P				
	District	64.9						
	Province	65.4						

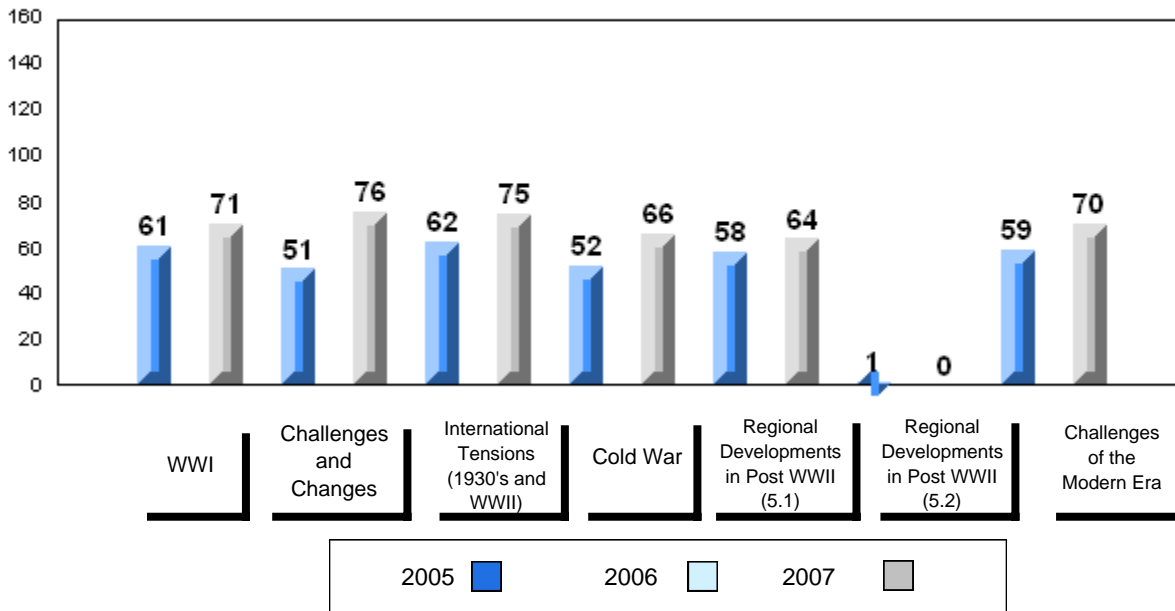
Average Score, 2005-2007



Difference from Provincial Mean, 2005-2007

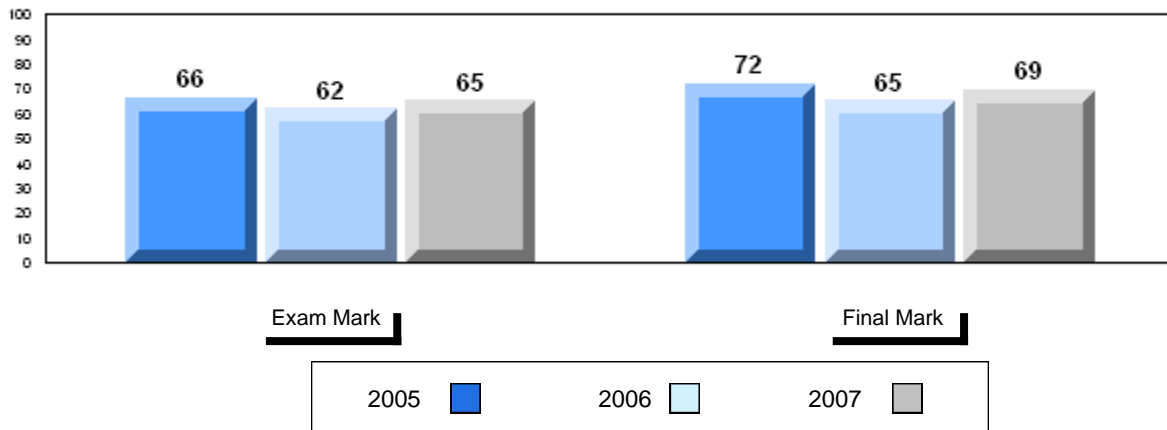


3 Year Public Exam (Subtest) Mark Trend 2005-2007

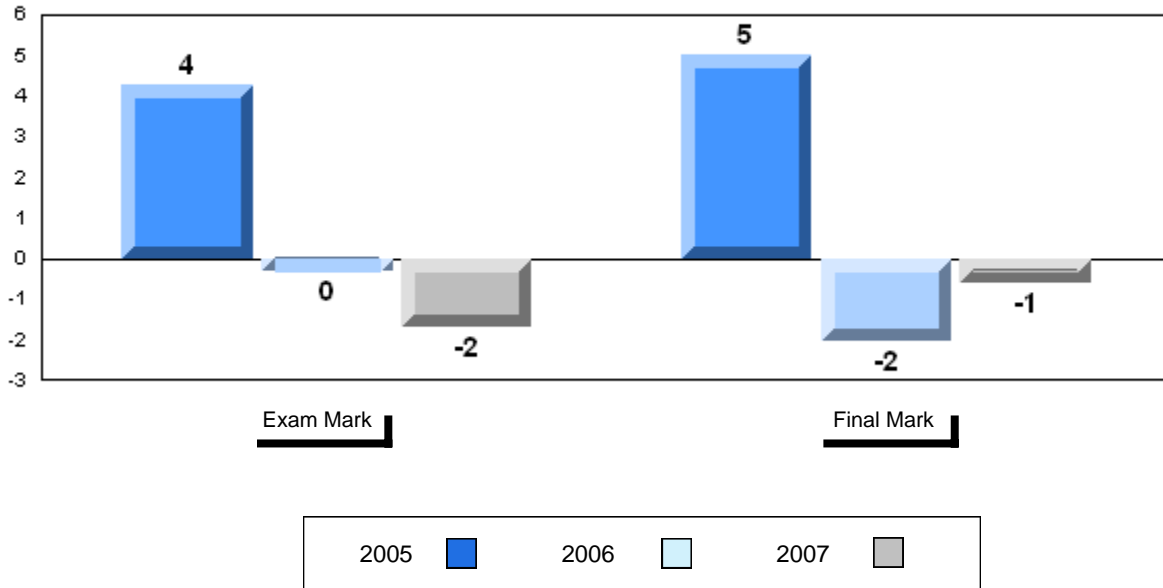


Number of Students	91						
		Public Exam Mark	School vs District	School vs Province	Final Mark	School vs District	School vs Province
World History 3201	School	65.2	q	q	69.5	q	q
	District	66.9			70.5		
	Province	67.0			70.1		
Subtest							
WWI	School	70.2	q	q			
	District	71.9					
	Province	71.3					
Challenges and Changes	School	64.5	q	q			
	District	66.7					
	Province	67.3					
International Tensions (1930's and WWII)	School	68.9	q	q			
	District	69.7					
	Province	69.5					
Cold War	School	56.0	q	q			
	District	59.1					
	Province	59.1					
Regional Developments in Post WWII (5.1)	School	56.6	p	p			
	District	54.1					
	Province	54.6					
Regional Developments in Post WWII (5.2)	School	26.8	q	q			
	District	48.7					
	Province	51.6					
Challenges of the Modern Era	School	64.7	q	q			
	District	64.9					
	Province	65.4					

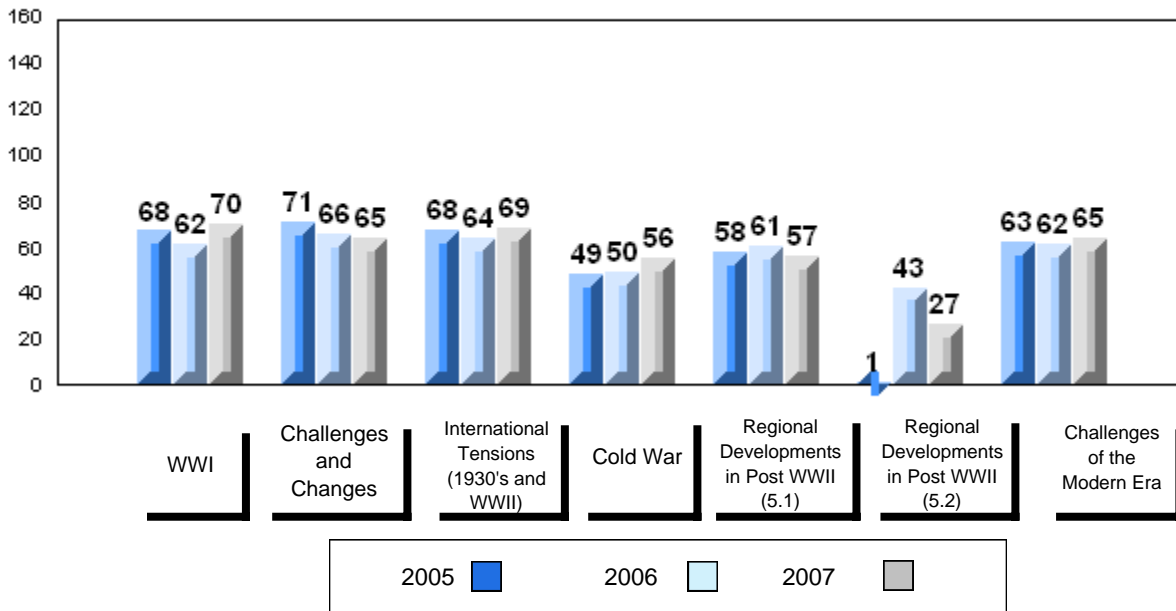
Average Score, 2005-2007



Difference from Provincial Mean, 2005-2007

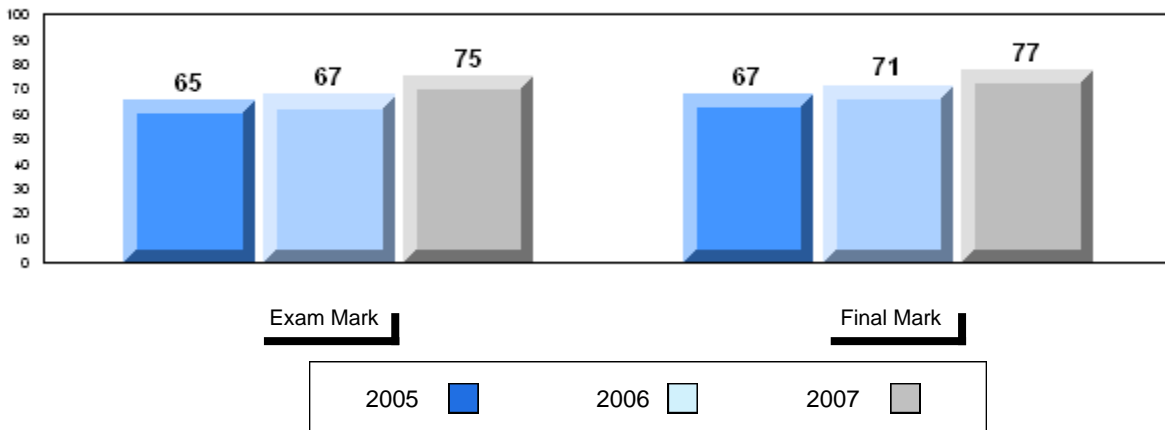


3 Year Public Exam (Subtest) Mark Trend 2005-2007

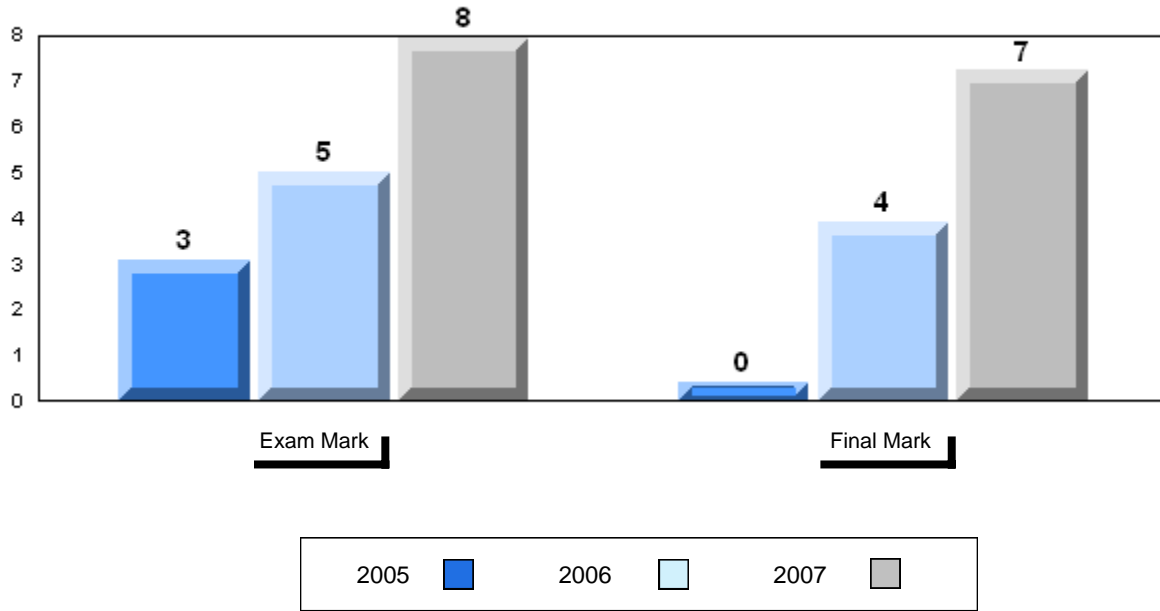


Number of Students		50						
		Public Exam Mark	School vs District	School vs Province	Final Mark	School vs District	School vs Province	
World History 3201	School	74.9	P	P	77.3	P	P	
	District	66.9						
	Province	67.0						
<u>Subtest</u>								
WWI	School	75.6	P	P	70.1			
	District	71.9						
	Province	71.3						
Challenges and Changes	School	78.4	P	P				
	District	66.7						
	Province	67.3						
International Tensions (1930's and WWII)	School	78.9	P	P				
	District	69.7						
	Province	69.5						
Cold War	School	66.0	P	P				
	District	59.1						
	Province	59.1						
Regional Developments in Post WWII (5.1)	School	66.4	P	P				
	District	54.1						
	Province	54.6						
Regional Developments in Post WWII (5.2)	School	0.0	Q	Q				
	District	48.7						
	Province	51.6						
Challenges of the Modern Era	School	72.4	P	P				
	District	64.9						
	Province	65.4						

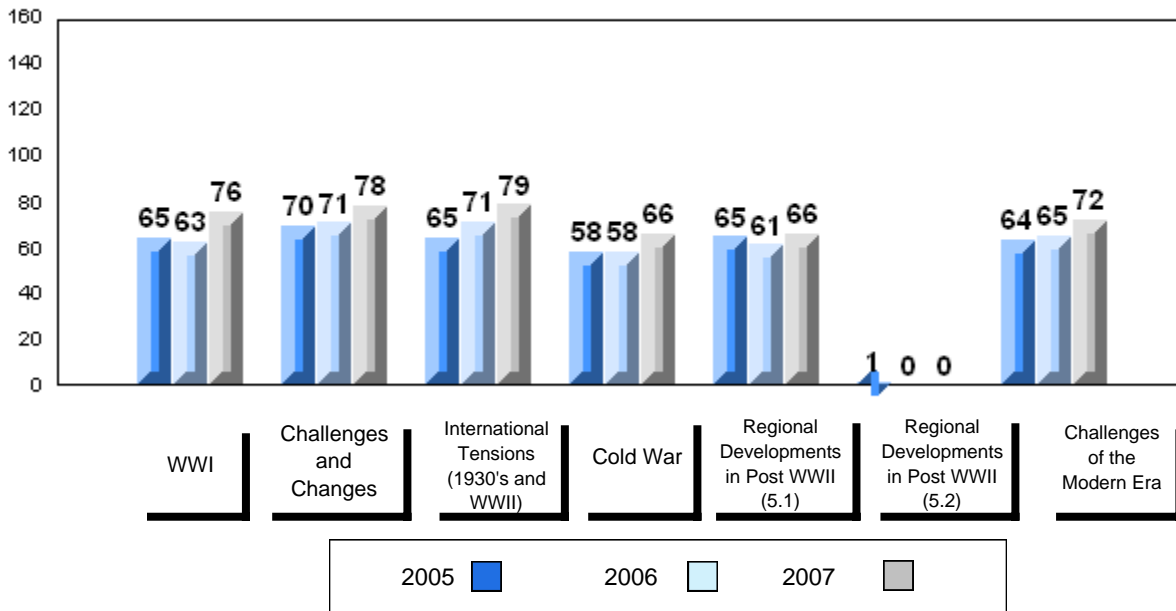
Average Score, 2005-2007



Difference from Provincial Mean, 2005-2007

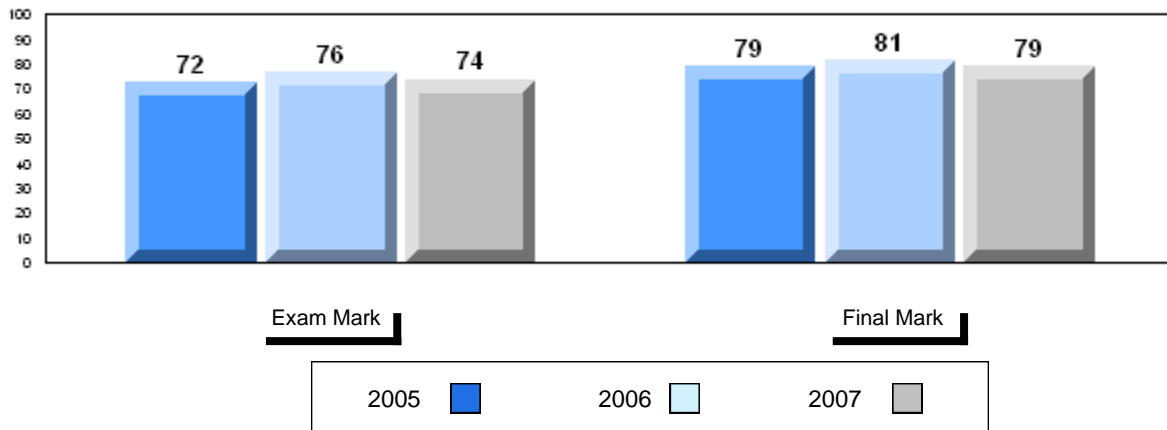


3 Year Public Exam (Subtest) Mark Trend 2005-2007

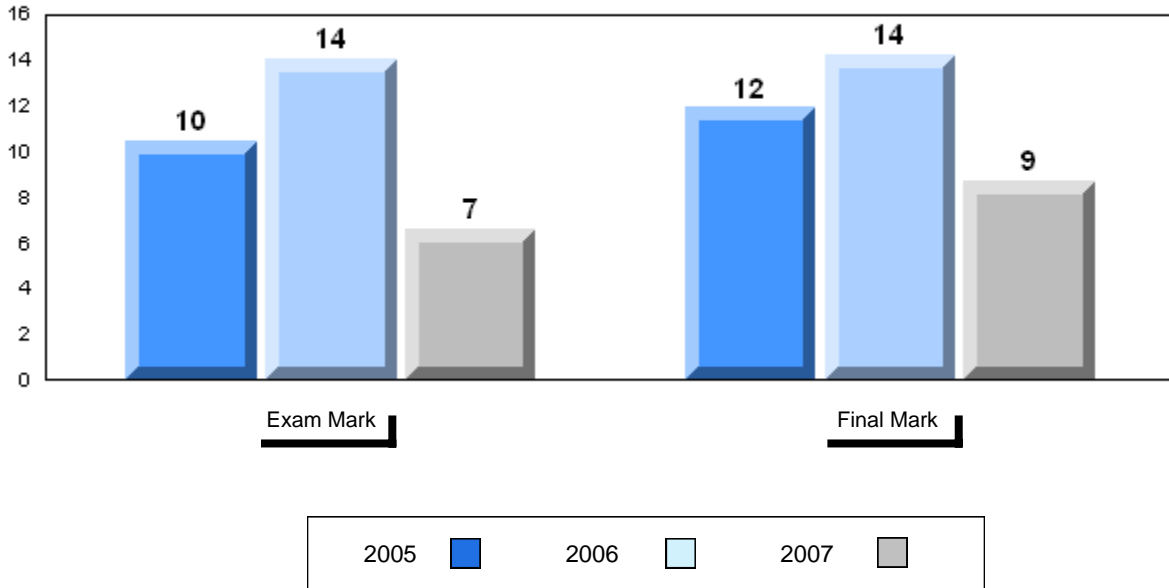


Number of Students		21						
		Public Exam Mark	School vs District	School vs Province	Final Mark	School vs District	School vs Province	
World History 3201	School	73.6	P	P	78.8	P	P	
	District	66.9						
	Province	67.0						
<u>Subtest</u>								
WWI	School	73.3	P	P	70.5			
	District	71.9						
	Province	71.3						
Challenges and Changes	School	71.3	P	P	70.1			
	District	66.7						
	Province	67.3						
International Tensions (1930's and WWII)	School	73.0	P	P				
	District	69.7						
	Province	69.5						
Cold War	School	72.1	P	P				
	District	59.1						
	Province	59.1						
Regional Developments in Post WWII (5.1)	School	75.5	P	P				
	District	54.1						
	Province	54.6						
Regional Developments in Post WWII (5.2)	School	0.0	Q	Q				
	District	48.7						
	Province	51.6						
Challenges of the Modern Era	School	74.2	P	P				
	District	64.9						
	Province	65.4						

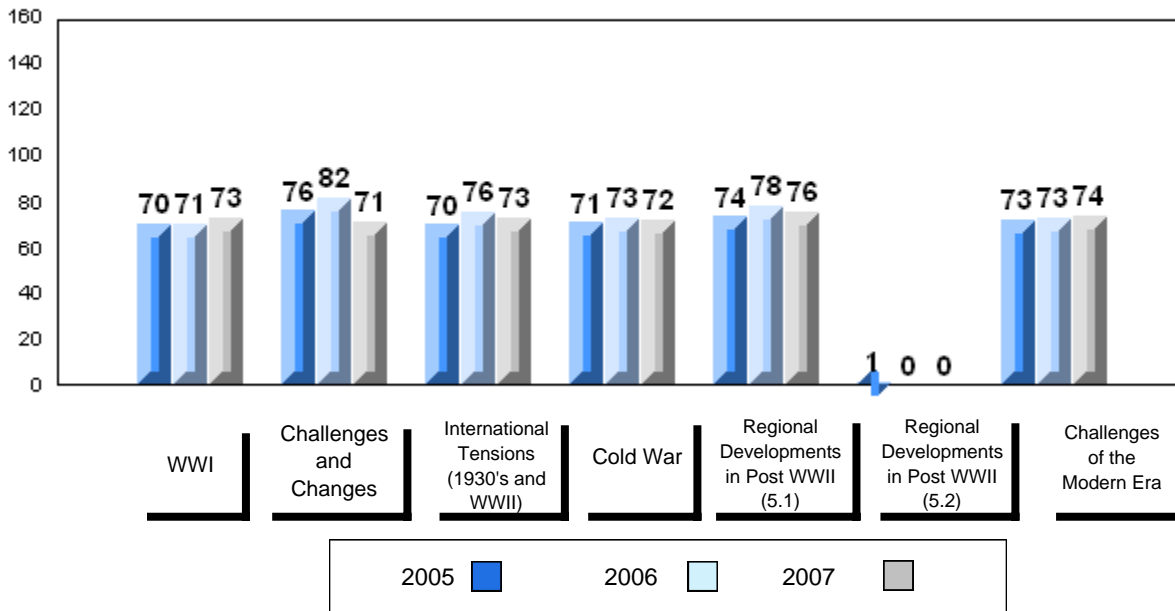
Average Score, 2005-2007



Difference from Provincial Mean, 2005-2007

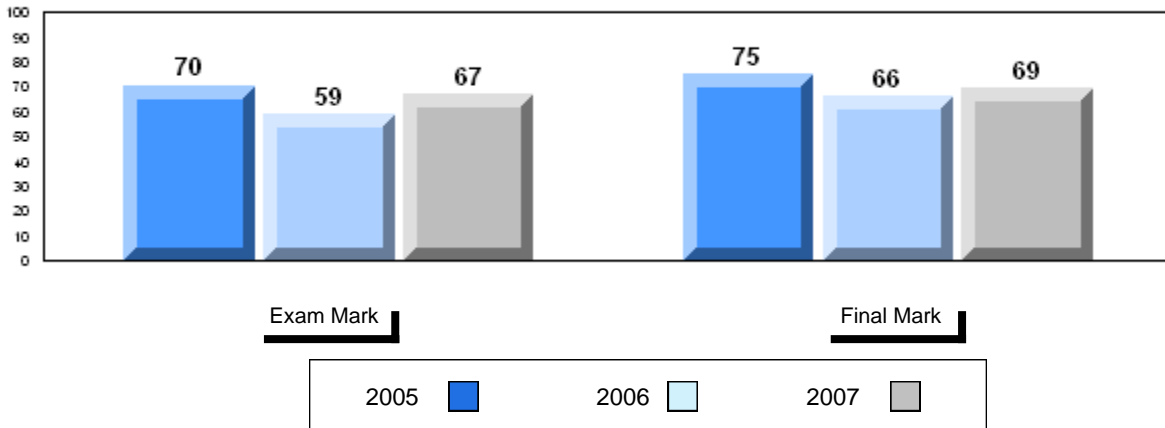


3 Year Public Exam (Subtest) Mark Trend 2005-2007

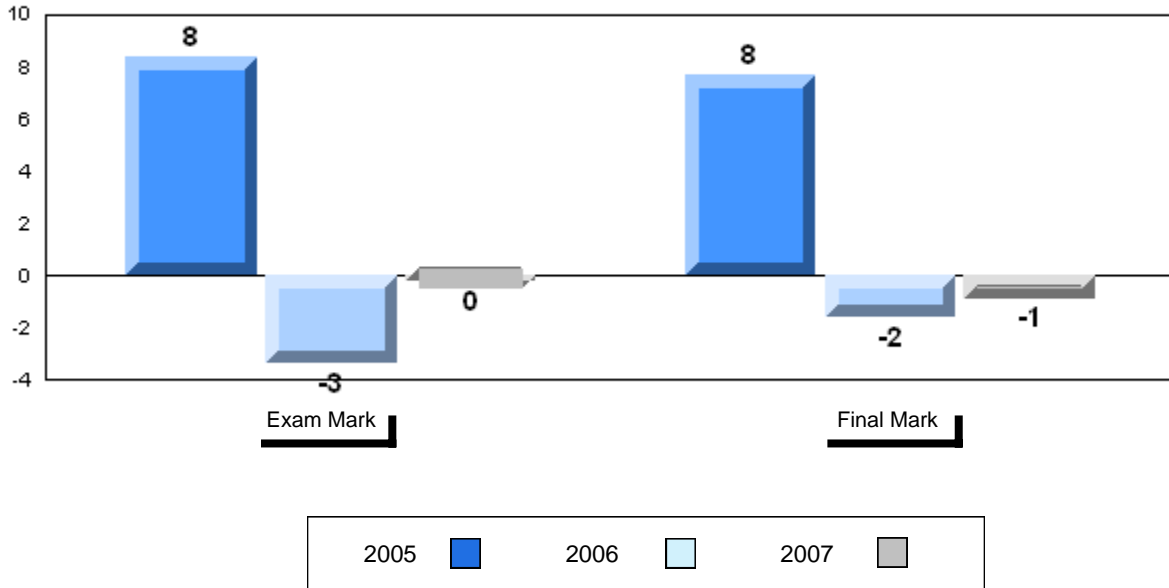


Number of Students	28						
		Public Exam Mark	School vs District	School vs Province	Final Mark	School vs District	School vs Province
World History 3201	School	66.8	q	q	69.2	q	q
	District	66.9			70.5		
	Province	67.0			70.1		
Subtest							
WWI	School	70.8	q	q			
	District	71.9					
	Province	71.3					
Challenges and Changes	School	70.7	P	P			
	District	66.7					
	Province	67.3					
International Tensions (1930's and WWII)	School	68.5	q	q			
	District	69.7					
	Province	69.5					
Cold War	School	56.0	q	q			
	District	59.1					
	Province	59.1					
Regional Developments in Post WWII (5.1)	School	52.0	q	q			
	District	54.1					
	Province	54.6					
Regional Developments in Post WWII (5.2)	School	0.0	q	q			
	District	48.7					
	Province	51.6					
Challenges of the Modern Era	School	67.1	P	P			
	District	64.9					
	Province	65.4					

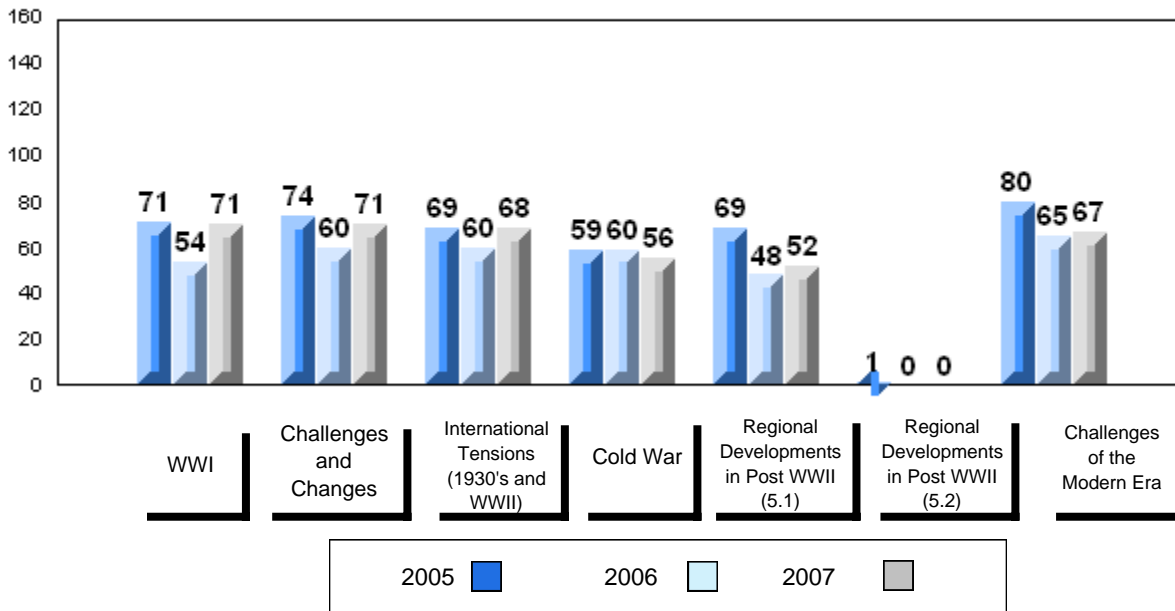
Average Score, 2005-2007



Difference from Provincial Mean, 2005-2007



3 Year Public Exam (Subtest) Mark Trend 2005-2007



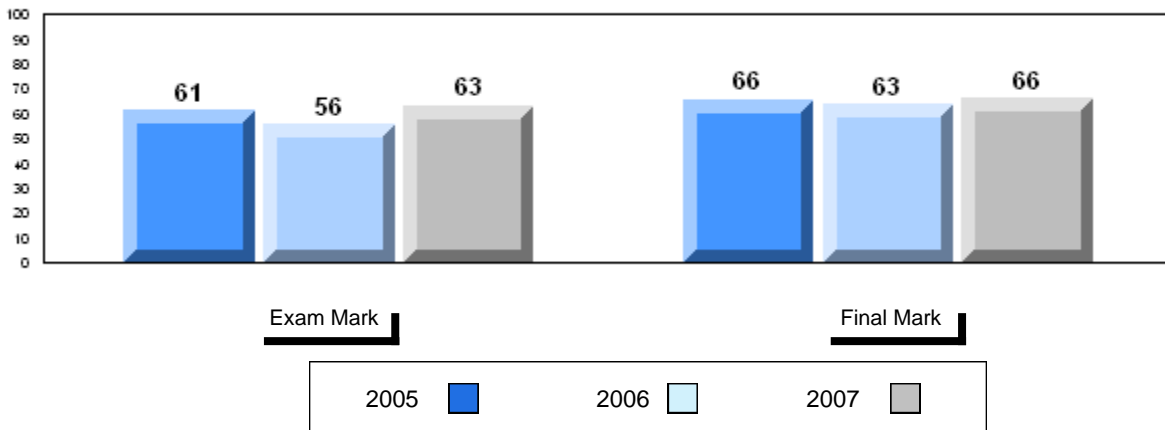
District 4 - Eastern

#302 - Queen Elizabeth Regional High School, Conception Bay S

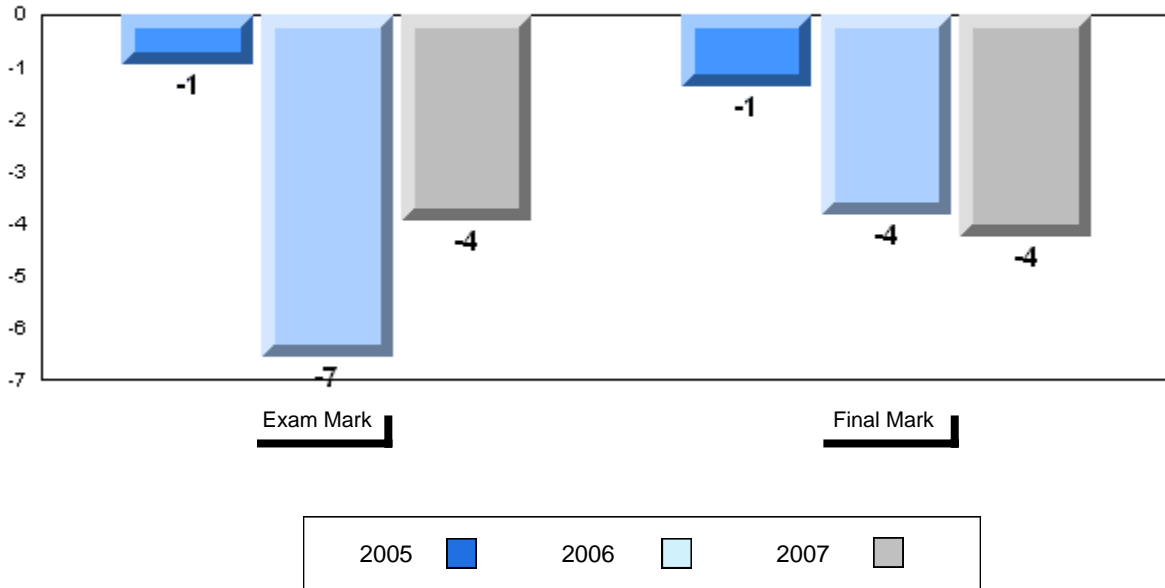
Grades: 10-12

Number of Students		24						
			Public Exam Mark	School vs District	School vs Province	Final Mark	School vs District	School vs Province
World History 3201	School	63.0		q	q	65.8	q	q
	District	66.9						
	Province	67.0						
Subtest								
WWI	School	67.8		q	q			
	District	71.9						
	Province	71.3						
Challenges and Changes	School	63.0		q	q			
	District	66.7						
	Province	67.3						
International Tensions (1930's and WWII)	School	66.0		q	q			
	District	69.7						
	Province	69.5						
Cold War	School	57.9		q	q			
	District	59.1						
	Province	59.1						
Regional Developments in Post WWII (5.1)	School	54.6		p	q			
	District	54.1						
	Province	54.6						
Regional Developments in Post WWII (5.2)	School	30.7		q	q			
	District	48.7						
	Province	51.6						
Challenges of the Modern Era	School	61.6		q	q			
	District	64.9						
	Province	65.4						

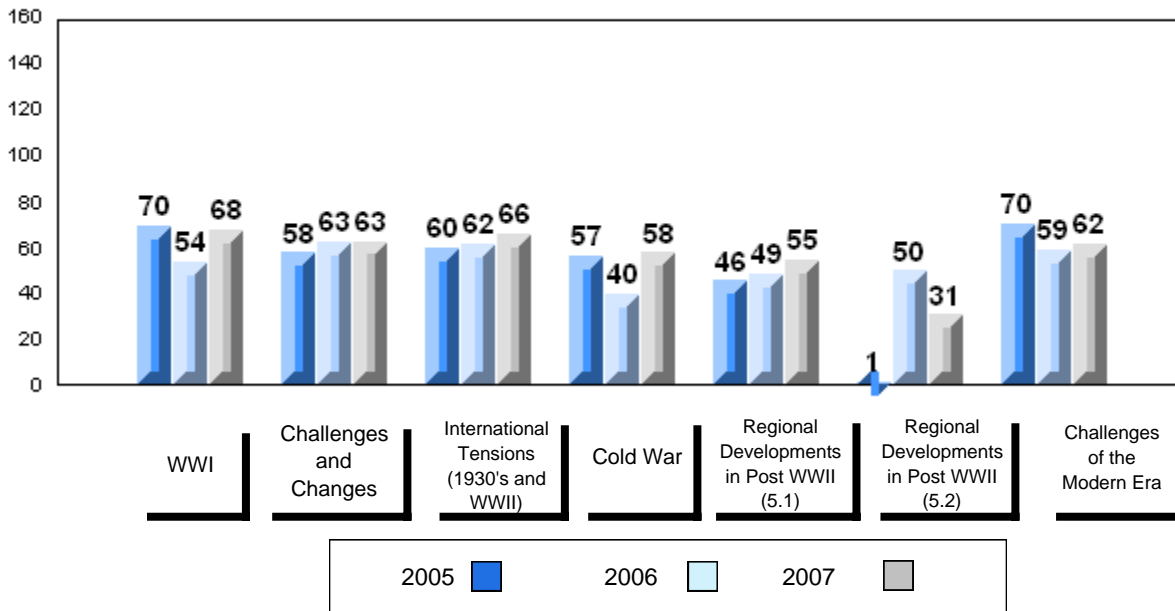
Average Score, 2005-2007



Difference from Provincial Mean, 2005-2007



3 Year Public Exam (Subtest) Mark Trend 2005-2007



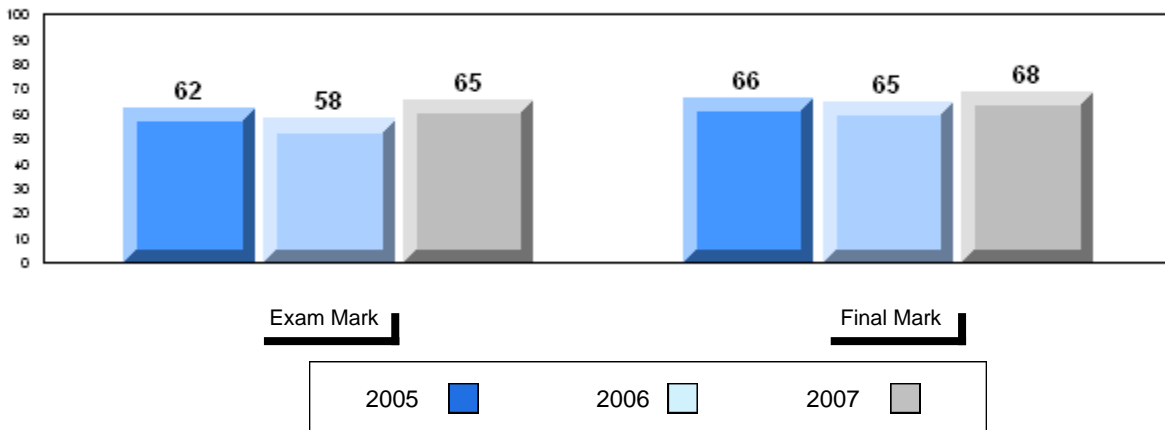
District 4 - Eastern

#304 - Holy Spirit High, Conception Bay South (Manuels)

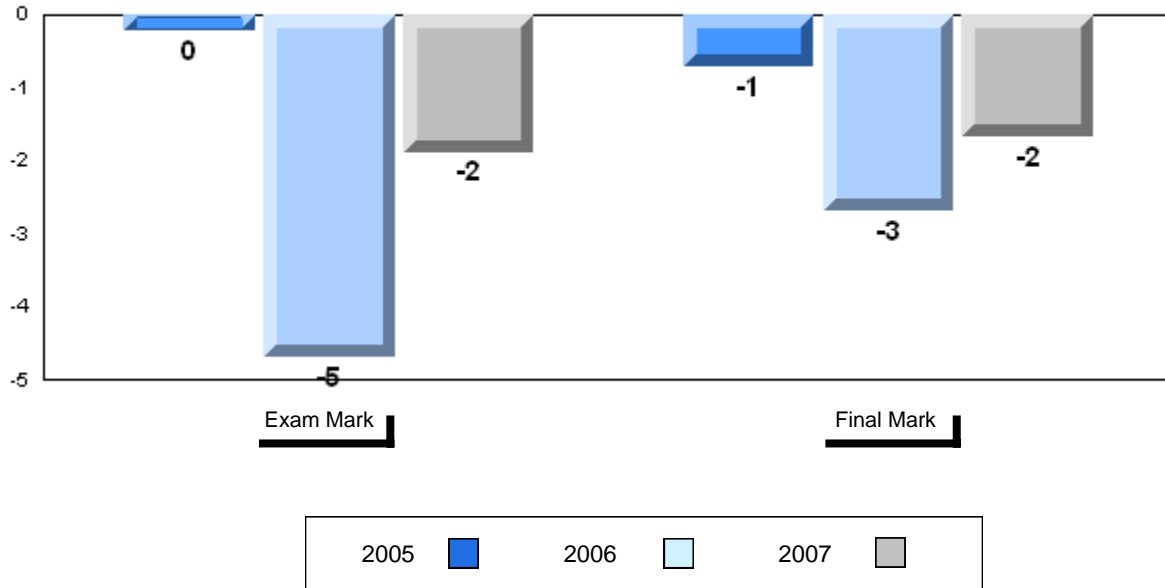
Grades: 10-12

Number of Students		59						
		Public Exam Mark	School vs District	School vs Province	Final Mark	School vs District	School vs Province	
World History 3201	School	65.1	q	q	68.4	q	q	
	District	66.9						
	Province	67.0						
Subtest								
WWI	School	70.0	q	q	70.1			
	District	71.9						
	Province	71.3						
Challenges and Changes	School	63.6	q	q				
	District	66.7						
	Province	67.3						
International Tensions (1930's and WWII)	School	70.1	p	p				
	District	69.7						
	Province	69.5						
Cold War	School	61.0	p	p				
	District	59.1						
	Province	59.1						
Regional Developments in Post WWII (5.1)	School	44.1	q	q				
	District	54.1						
	Province	54.6						
Regional Developments in Post WWII (5.2)	School	22.9	q	q				
	District	48.7						
	Province	51.6						
Challenges of the Modern Era	School	59.2	q	q				
	District	64.9						
	Province	65.4						

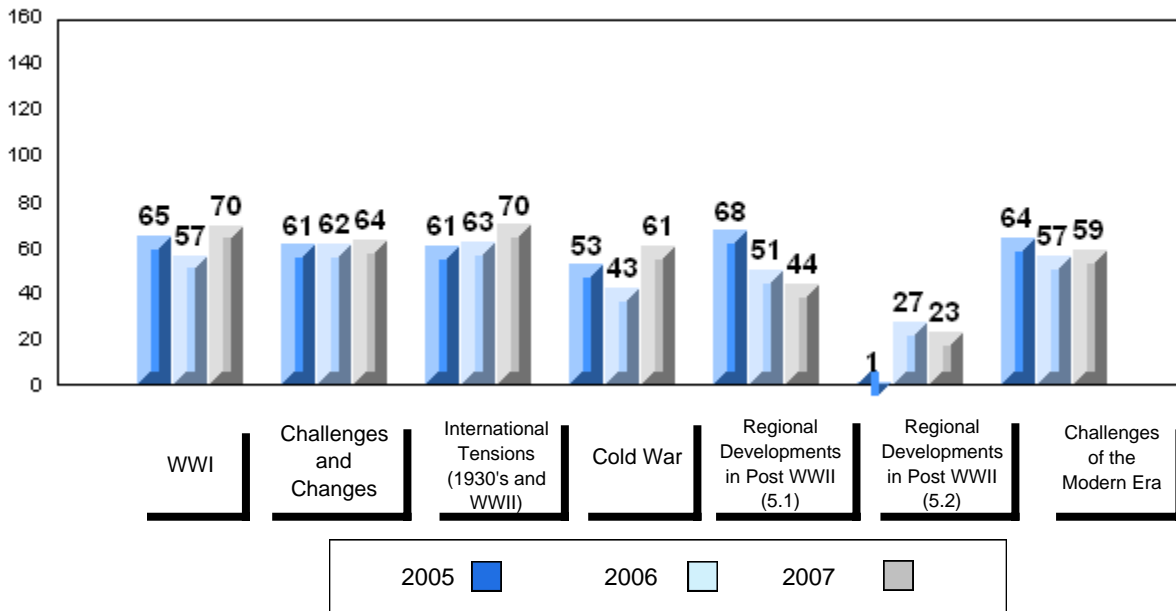
Average Score, 2005-2007



Difference from Provincial Mean, 2005-2007

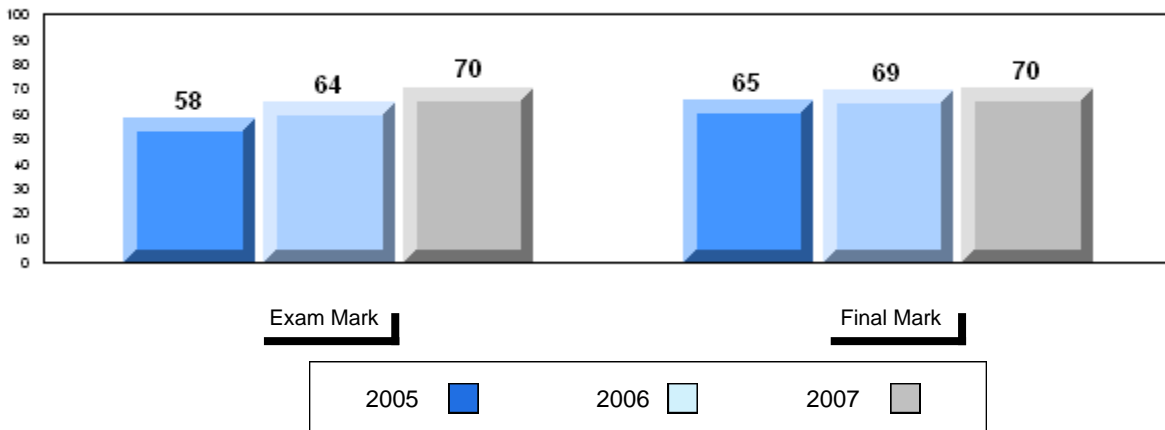


3 Year Public Exam (Subtest) Mark Trend 2005-2007

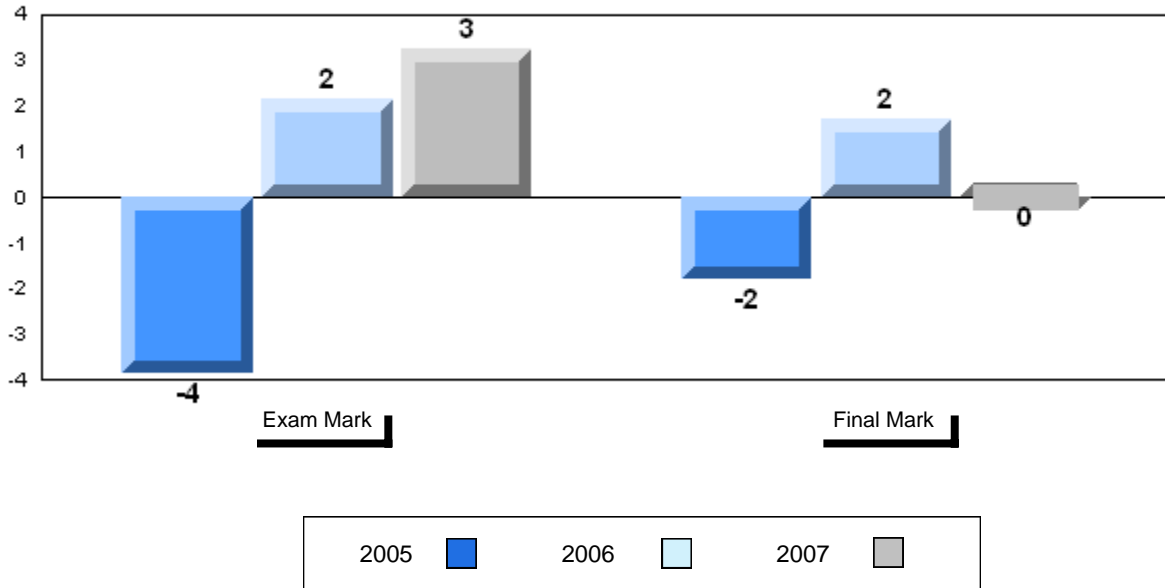


Number of Students		15	Public Exam Mark			Final Mark		
			School vs District	School vs Province		School vs District	School vs Province	
World History 3201		School	70.2	P	P	70.1	q	q
		District	66.9			70.5		
		Province	67.0			70.1		
Subtest								
WWI		School	77.5	P	P			
		District	71.9					
		Province	71.3					
Challenges and Changes		School	72.0	P	P			
		District	66.7					
		Province	67.3					
International Tensions (1930's and WWII)		School	76.8	P	P			
		District	69.7					
		Province	69.5					
Cold War		School	63.8	P	P			
		District	59.1					
		Province	59.1					
Regional Developments in Post WWII (5.1)		School	36.9	q	q			
		District	54.1					
		Province	54.6					
Regional Developments in Post WWII (5.2)		School	33.3	q	q			
		District	48.7					
		Province	51.6					
Challenges of the Modern Era		School	58.1	q	q			
		District	64.9					
		Province	65.4					

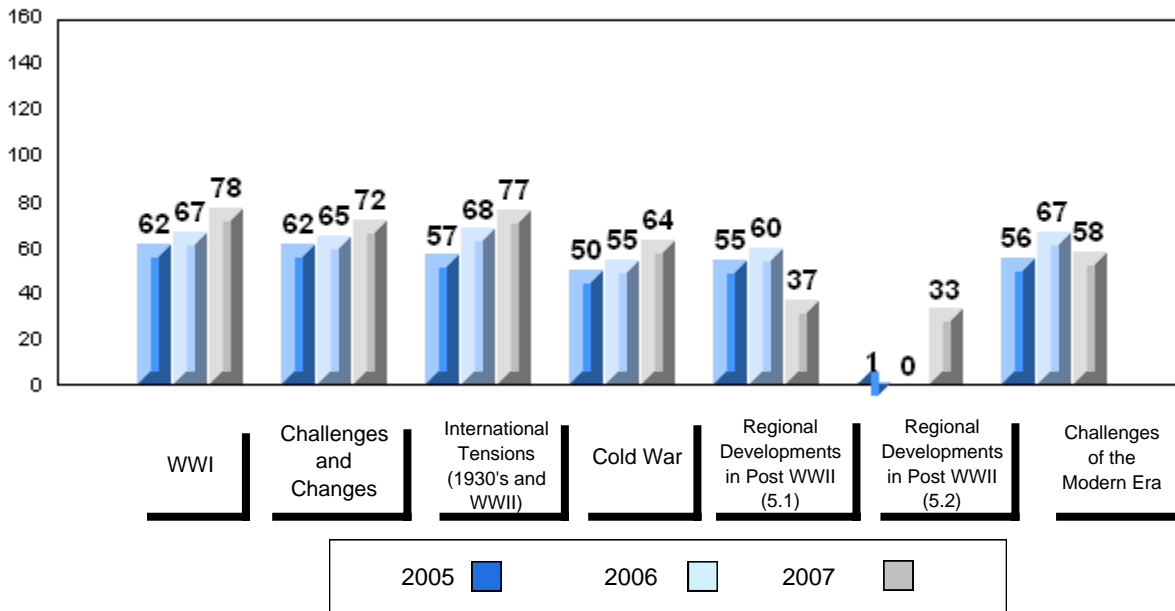
Average Score, 2005-2007



Difference from Provincial Mean, 2005-2007



3 Year Public Exam (Subtest) Mark Trend 2005-2007



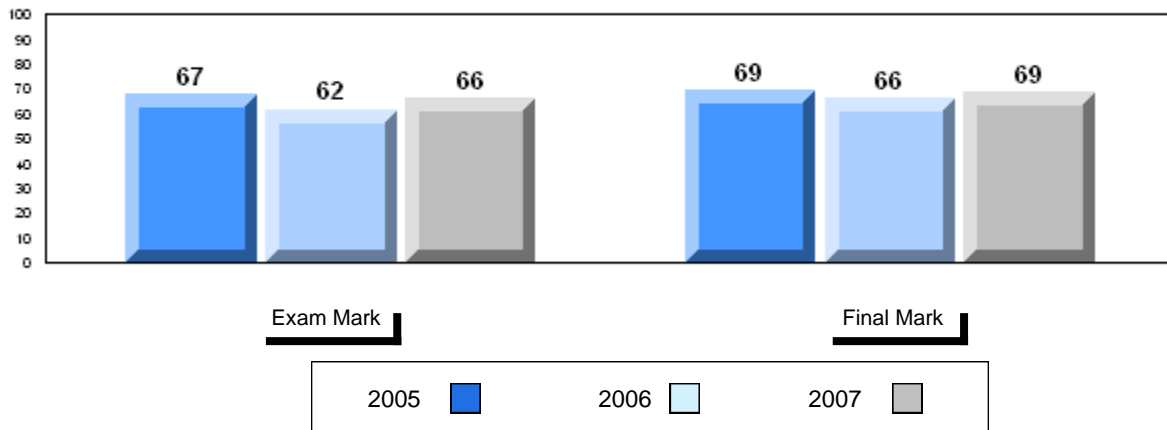
District 4 - Eastern

#311 - Mount Pearl Senior High, Mount Pearl

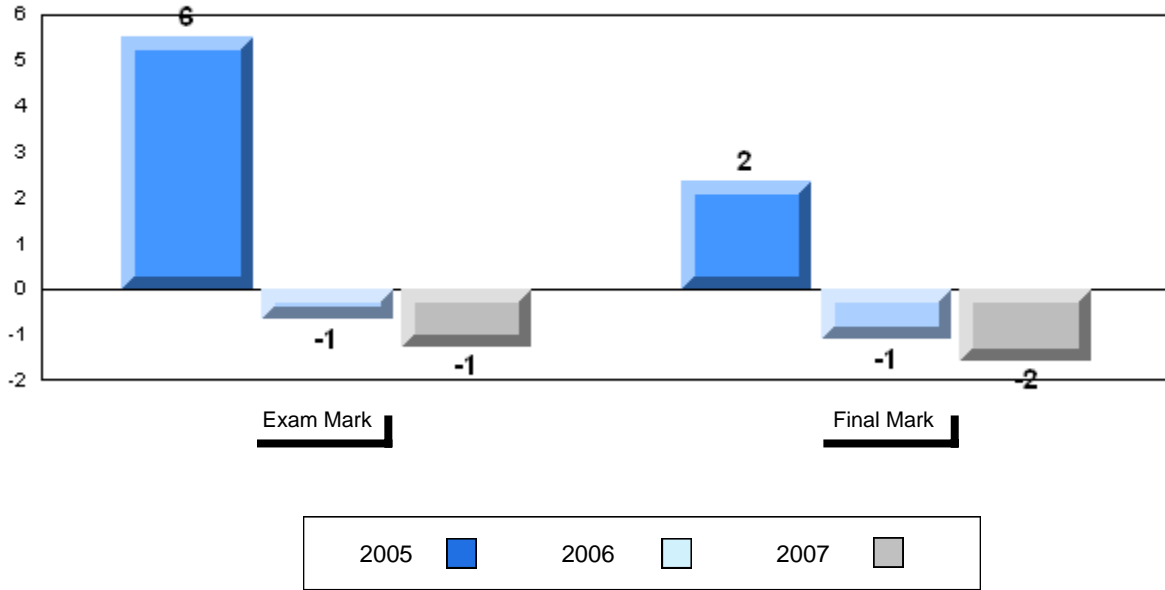
Grades: 10-12

Number of Students		42						
		Public Exam Mark	School vs District	School vs Province	Final Mark	School vs District	School vs Province	
World History 3201	School	65.7	q	q	68.5	q	q	
	District	66.9						
	Province	67.0						
Subtest								
WWI	School	73.0	P	P	70.5			
	District	71.9						
	Province	71.3						
Challenges and Changes	School	61.9	q	q	70.1			
	District	66.7						
	Province	67.3						
International Tensions (1930's and WWII)	School	66.7	q	q				
	District	69.7						
	Province	69.5						
Cold War	School	60.0	P	P				
	District	59.1						
	Province	59.1						
Regional Developments in Post WWII (5.1)	School	50.7	q	q				
	District	54.1						
	Province	54.6						
Regional Developments in Post WWII (5.2)	School	38.1	q	q				
	District	48.7						
	Province	51.6						
Challenges of the Modern Era	School	64.8	q	q				
	District	64.9						
	Province	65.4						

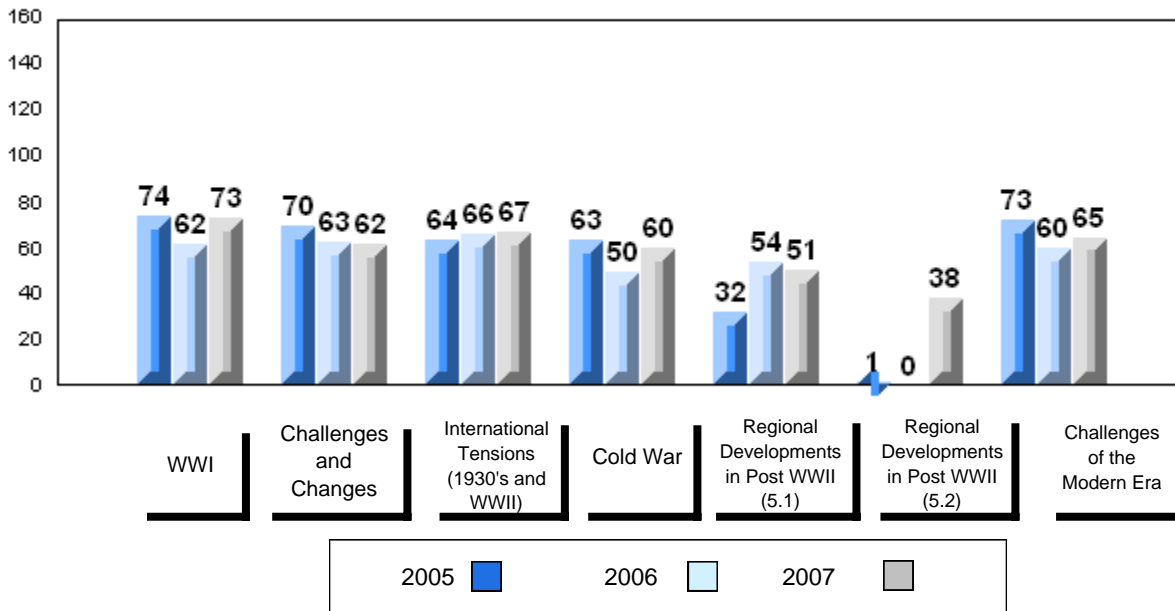
Average Score, 2005-2007



Difference from Provincial Mean, 2005-2007



3 Year Public Exam (Subtest) Mark Trend 2005-2007



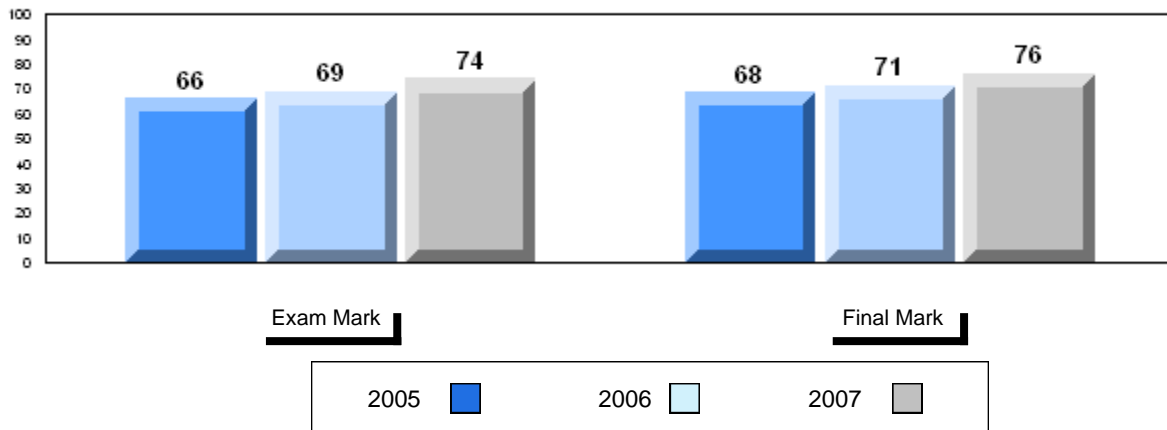
District 4 - Eastern

#313 - O'Donel High, Mount Pearl

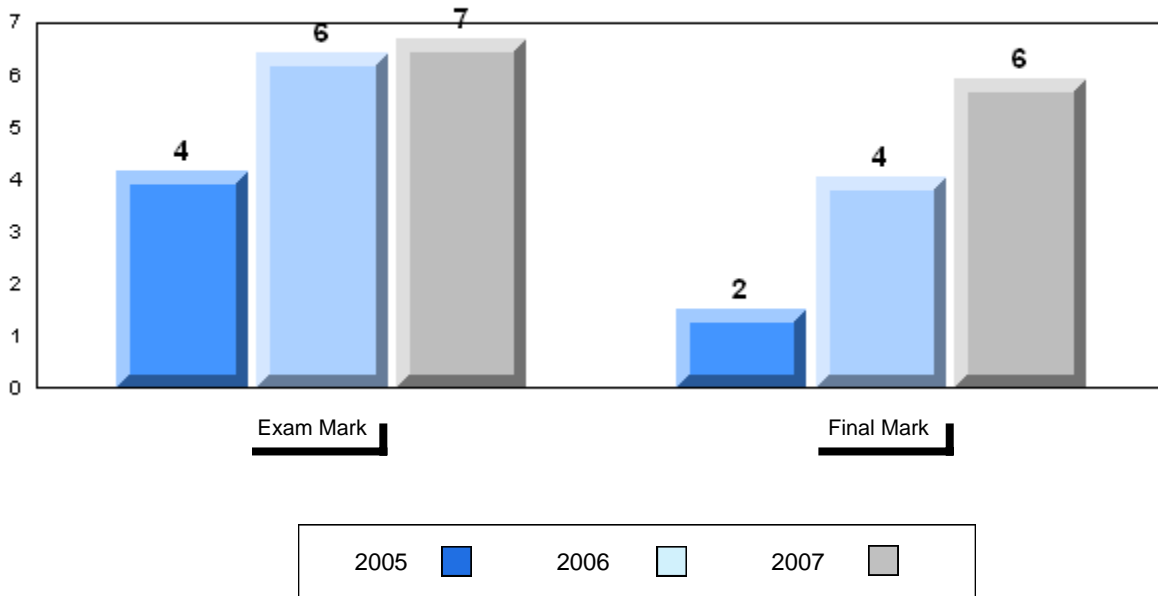
Grades: 10-12

Number of Students		30						
		Public Exam Mark	School vs District	School vs Province	Final Mark	School vs District	School vs Province	
World History 3201	School	73.7	P	P	76.0	P	P	
	District	66.9						
	Province	67.0						
<u>Subtest</u>								
WWI	School	75.7	P	P				
	District	71.9						
	Province	71.3						
Challenges and Changes	School	71.6	P	P				
	District	66.7						
	Province	67.3						
International Tensions (1930's and WWII)	School	76.8	P	P				
	District	69.7						
	Province	69.5						
Cold War	School	70.1	P	P				
	District	59.1						
	Province	59.1						
Regional Developments in Post WWII (5.1)	School	65.0	P	P				
	District	54.1						
	Province	54.6						
Regional Developments in Post WWII (5.2)	School	0.0	Q	Q				
	District	48.7						
	Province	51.6						
Challenges of the Modern Era	School	71.0	P	P				
	District	64.9						
	Province	65.4						

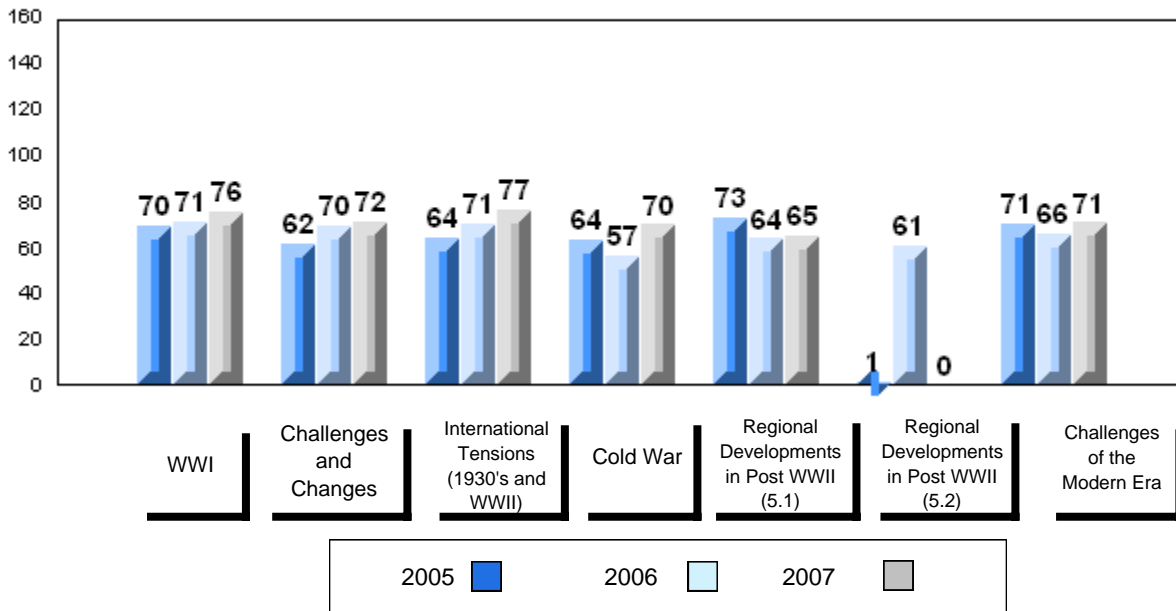
Average Score, 2005-2007



Difference from Provincial Mean, 2005-2007



3 Year Public Exam (Subtest) Mark Trend 2005-2007



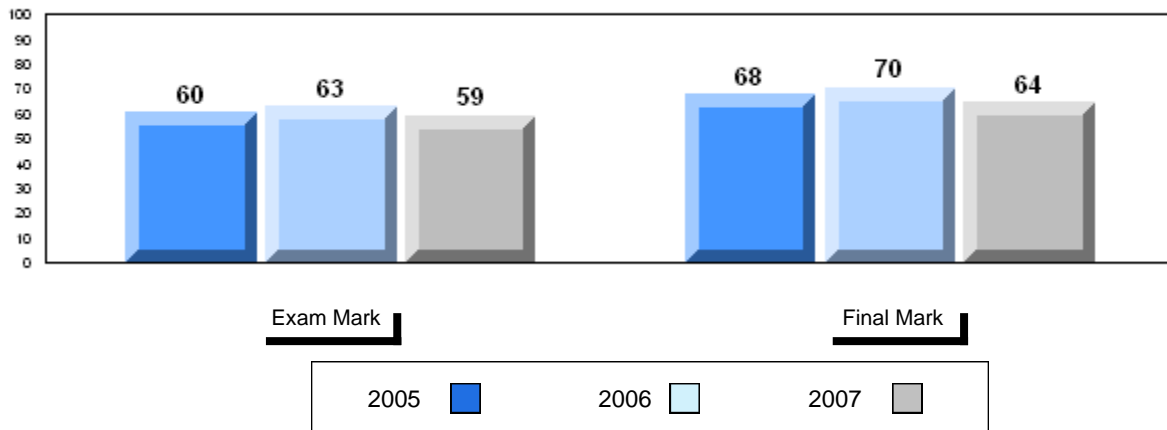
District 4 - Eastern

#327 - Bishops College, St. John's

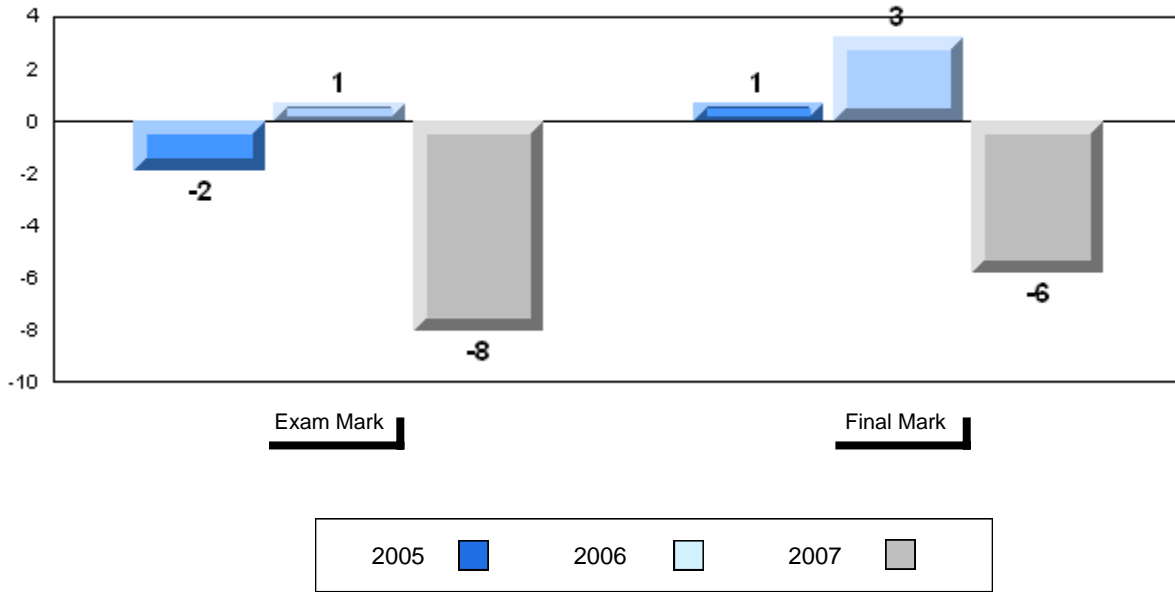
Grades: 10-12

Number of Students	52						
		Public Exam Mark	School vs District	School vs Province	Final Mark	School vs District	School vs Province
World History 3201	School	58.9	q	q	64.3	q	q
	District	66.9			70.5		
	Province	67.0			70.1		
Subtest							
WWI	School	69.3	q	q			
	District	71.9					
	Province	71.3					
Challenges and Changes	School	61.5	q	q			
	District	66.7					
	Province	67.3					
International Tensions (1930's and WWII)	School	61.1	q	q			
	District	69.7					
	Province	69.5					
Cold War	School	43.1	q	q			
	District	59.1					
	Province	59.1					
Regional Developments in Post WWII (5.1)	School	31.9	q	q			
	District	54.1					
	Province	54.6					
Regional Developments in Post WWII (5.2)	School	43.5	q	q			
	District	48.7					
	Province	51.6					
Challenges of the Modern Era	School	58.8	q	q			
	District	64.9					
	Province	65.4					

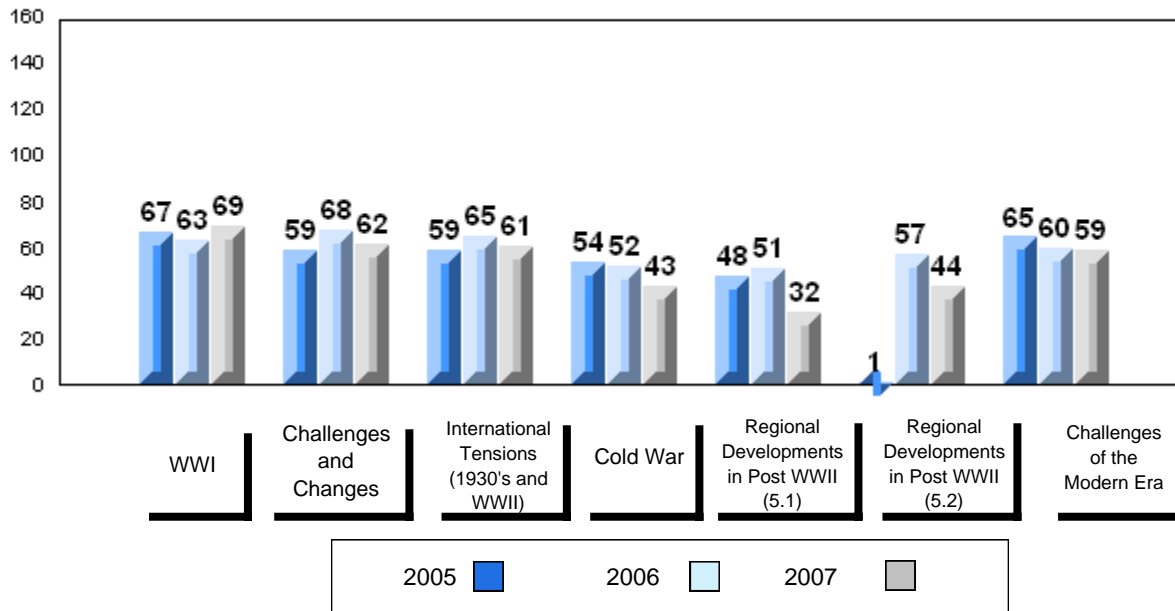
Average Score, 2005-2007



Difference from Provincial Mean, 2005-2007

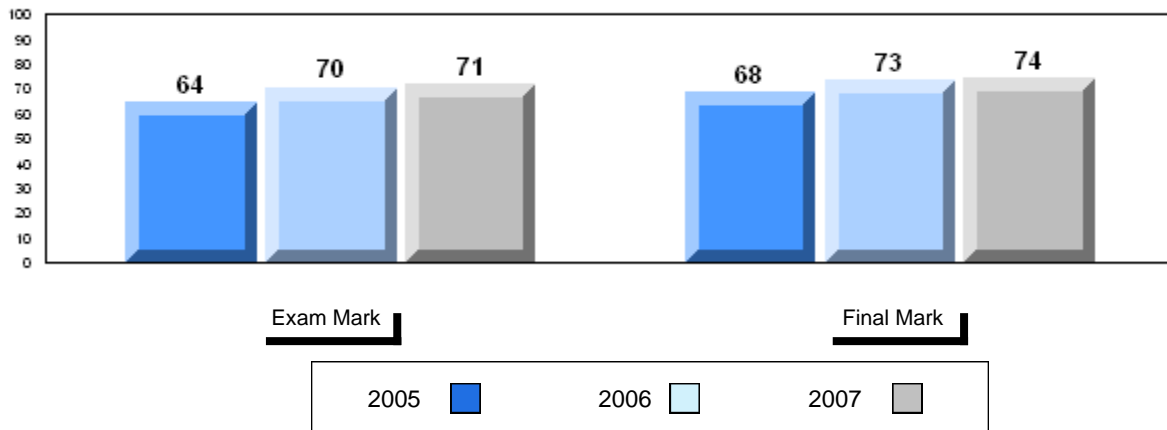


3 Year Public Exam (Subtest) Mark Trend 2005-2007

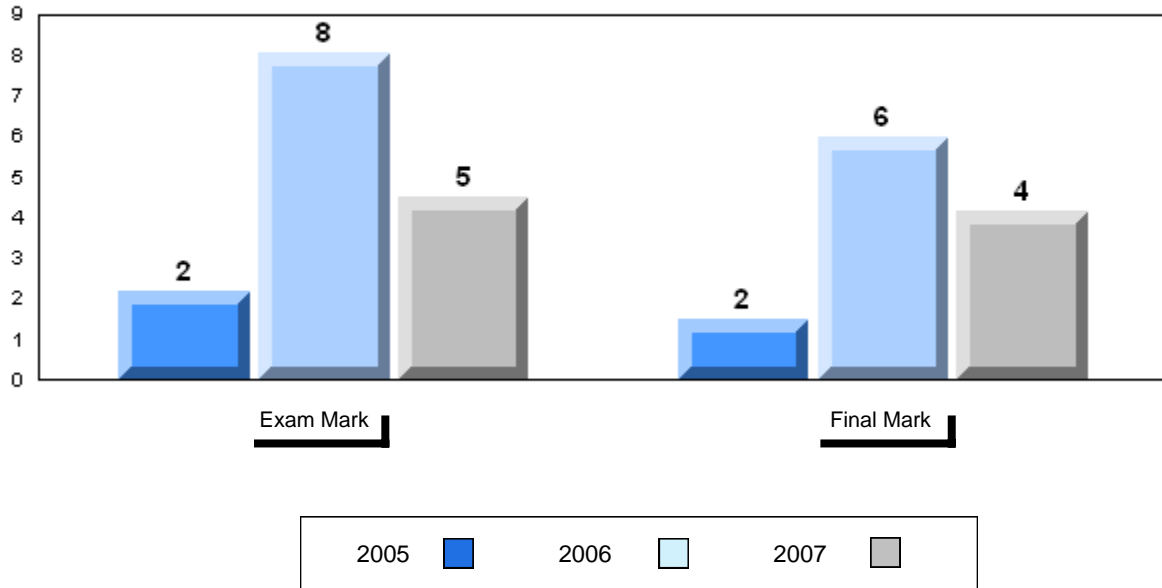


Number of Students	25						
		Public Exam Mark	School vs District	School vs Province	Final Mark	School vs District	School vs Province
World History 3201	School	71.5	P	P	74.2	P	P
	District	66.9			70.5		
	Province	67.0			70.1		
Subtest							
WWI	School	75.0	P	P			
	District	71.9					
	Province	71.3					
Challenges and Changes	School	74.3	P	P			
	District	66.7					
	Province	67.3					
International Tensions (1930's and WWII)	School	69.9	P	P			
	District	69.7					
	Province	69.5					
Cold War	School	64.6	P	P			
	District	59.1					
	Province	59.1					
Regional Developments in Post WWII (5.1)	School	55.0	P	P			
	District	54.1					
	Province	54.6					
Regional Developments in Post WWII (5.2)	School	39.3	Q	Q			
	District	48.7					
	Province	51.6					
Challenges of the Modern Era	School	73.7	P	P			
	District	64.9					
	Province	65.4					

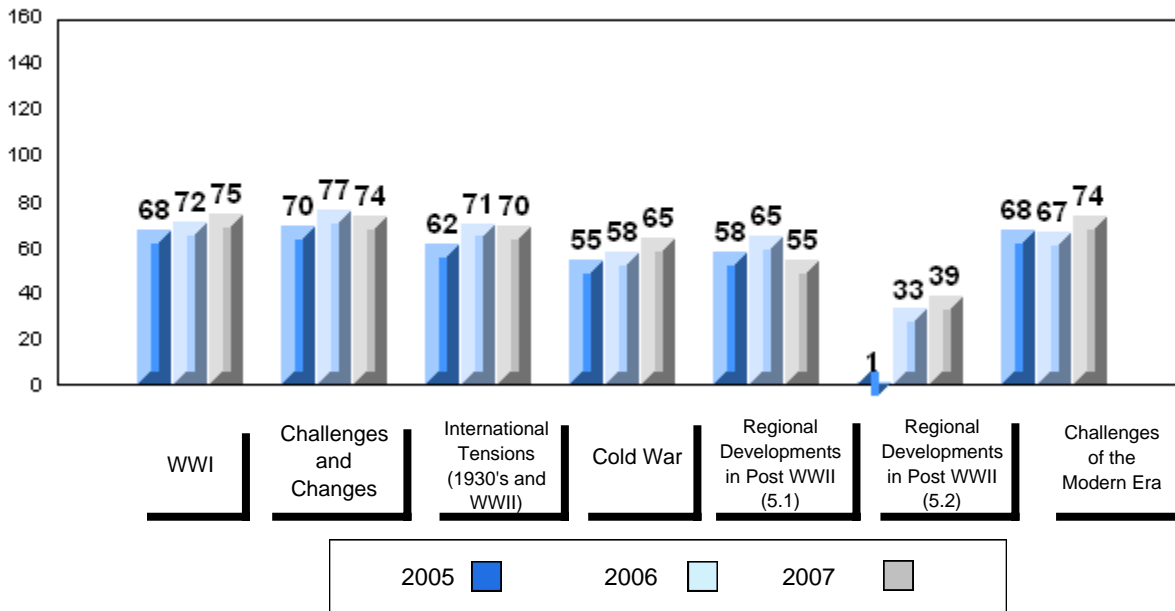
Average Score, 2005-2007



Difference from Provincial Mean, 2005-2007



3 Year Public Exam (Subtest) Mark Trend 2005-2007



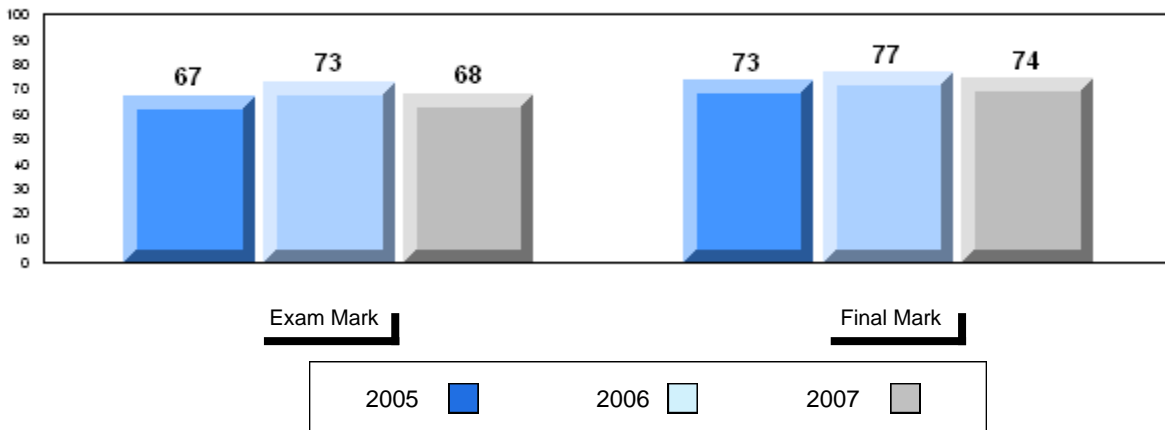
District 4 - Eastern

#336 - Gonzaga High School, St. John's

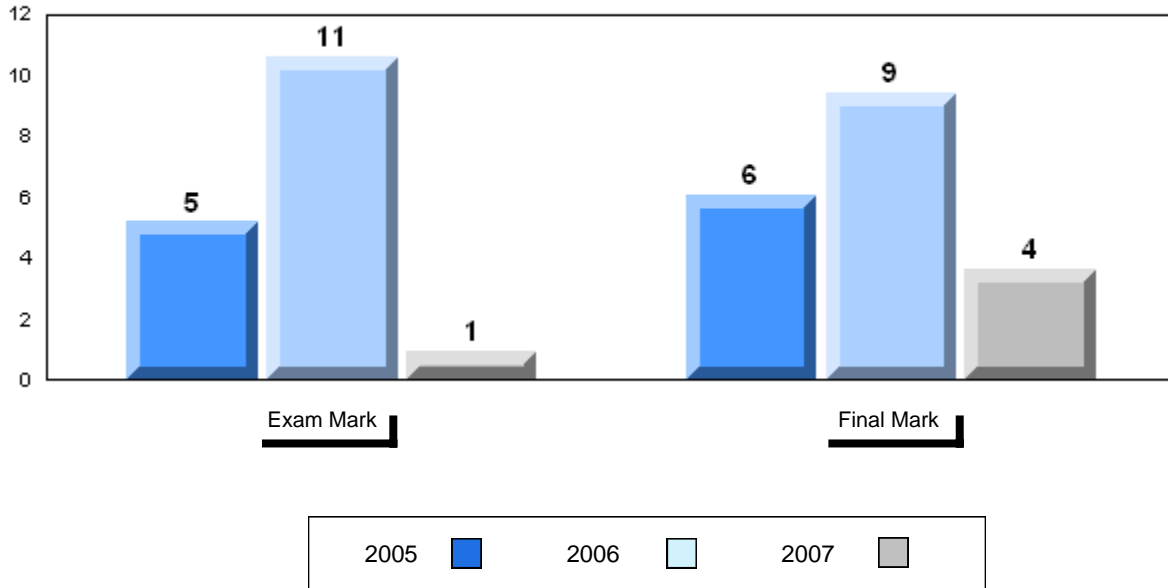
Grades: 10-12

Number of Students		72						
		Public Exam Mark	School vs District	School vs Province	Final Mark	School vs District	School vs Province	
World History 3201	School	67.9	P	P	73.7	P	P	
	District	66.9						
	Province	67.0						
Subtest								
WWI	School	74.0	P	P	70.1			
	District	71.9						
	Province	71.3						
Challenges and Changes	School	67.8	P	P				
	District	66.7						
	Province	67.3						
International Tensions (1930's and WWII)	School	68.1	Q	Q				
	District	69.7						
	Province	69.5						
Cold War	School	63.3	P	P				
	District	59.1						
	Province	59.1						
Regional Developments in Post WWII (5.1)	School	56.3	P	P				
	District	54.1						
	Province	54.6						
Regional Developments in Post WWII (5.2)	School	26.8	Q	Q				
	District	48.7						
	Province	51.6						
Challenges of the Modern Era	School	67.7	P	P				
	District	64.9						
	Province	65.4						

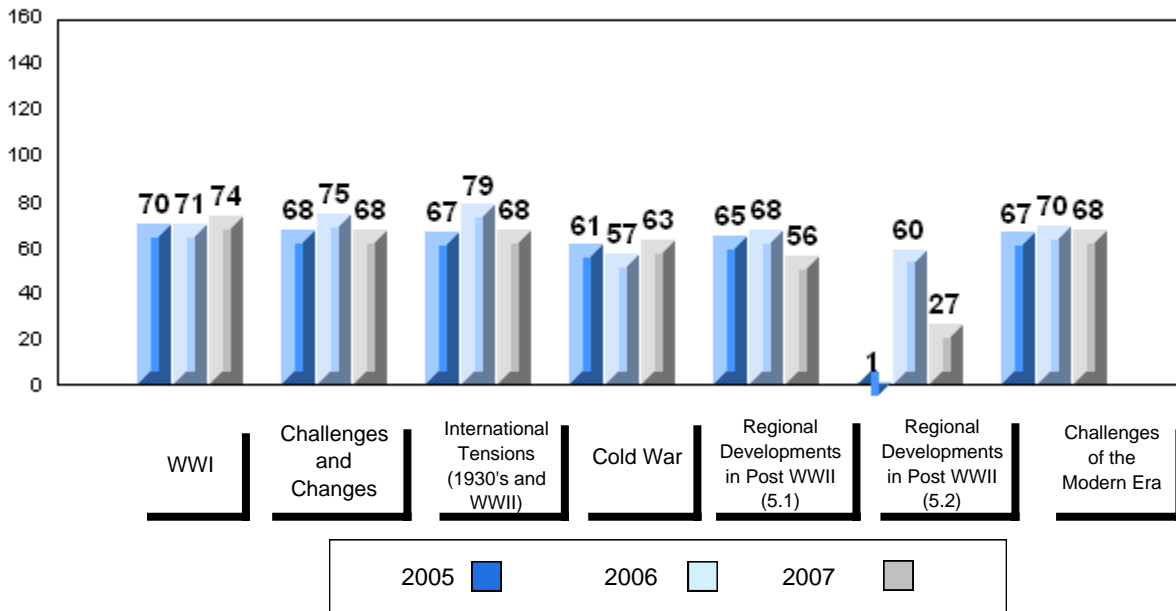
Average Score, 2005-2007



Difference from Provincial Mean, 2005-2007



3 Year Public Exam (Subtest) Mark Trend 2005-2007



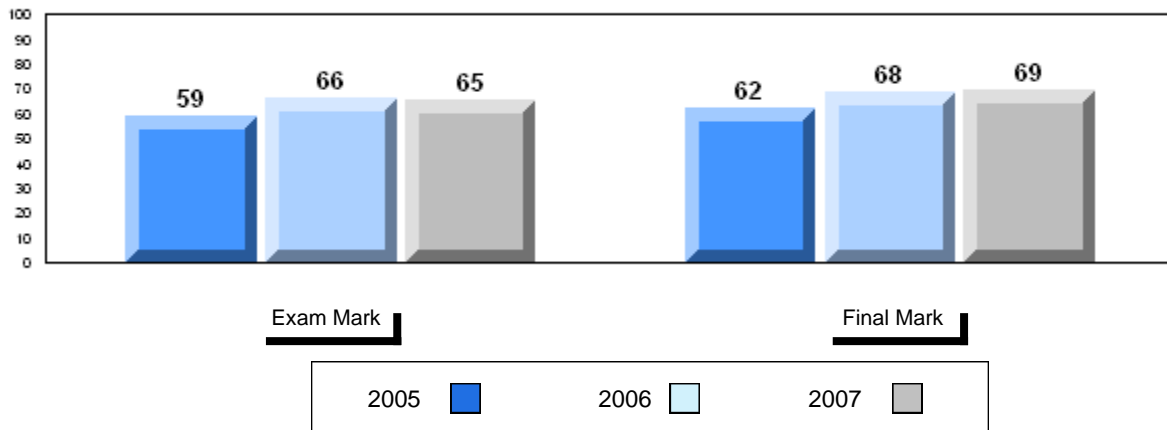
District 4 - Eastern

#340 - Holy Heart High School, St. John's

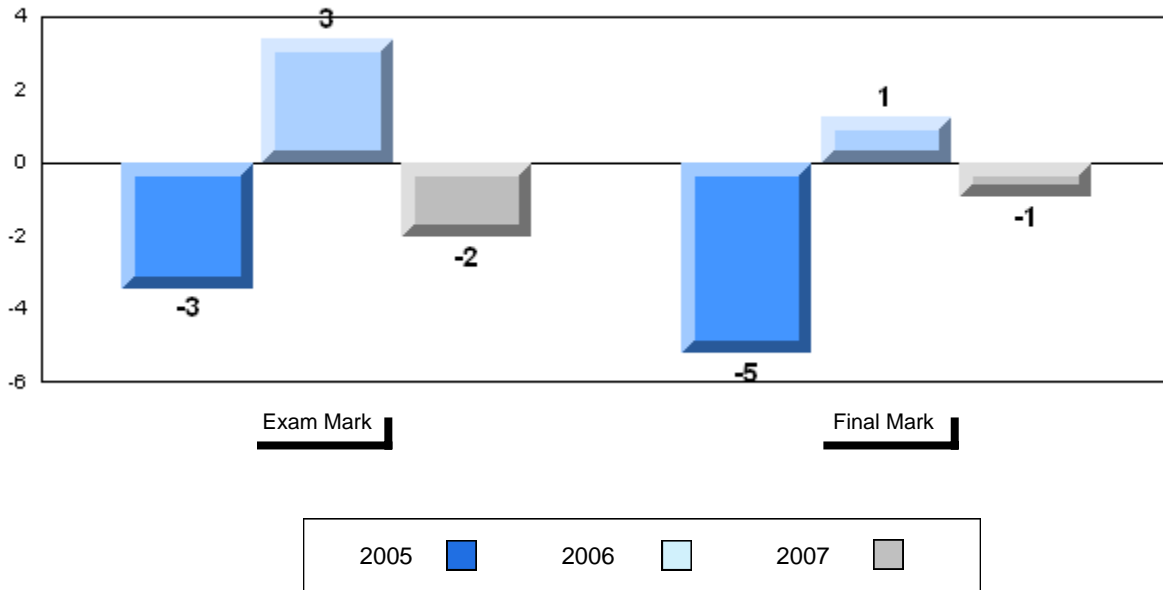
Grades: 10-12

Number of Students		46						
		Public Exam Mark	School vs District	School vs Province	Final Mark	School vs District	School vs Province	
World History 3201	School	64.9	q	q	69.1	q	q	
	District	66.9						
	Province	67.0						
Subtest								
WWI	School	71.5	q	p	70.5			
	District	71.9						
	Province	71.3						
Challenges and Changes	School	59.8	q	q	70.1			
	District	66.7						
	Province	67.3						
International Tensions (1930's and WWII)	School	72.2	p	p				
	District	69.7						
	Province	69.5						
Cold War	School	56.6	q	q				
	District	59.1						
	Province	59.1						
Regional Developments in Post WWII (5.1)	School	26.5	q	q				
	District	54.1						
	Province	54.6						
Regional Developments in Post WWII (5.2)	School	55.0	p	p				
	District	48.7						
	Province	51.6						
Challenges of the Modern Era	School	55.8	q	q				
	District	64.9						
	Province	65.4						

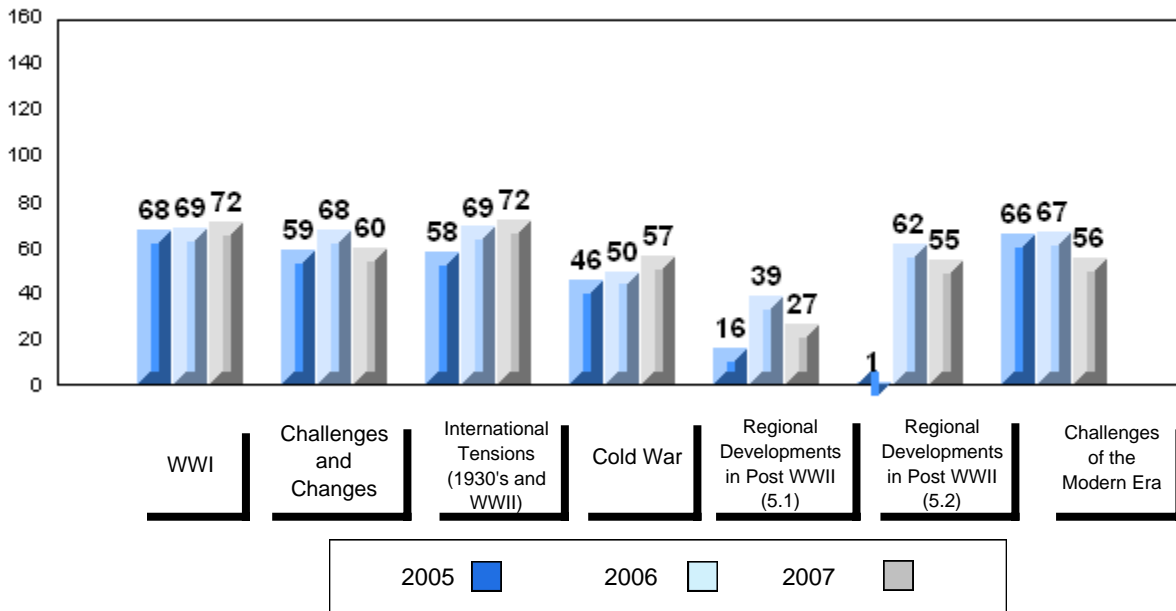
Average Score, 2005-2007



Difference from Provincial Mean, 2005-2007

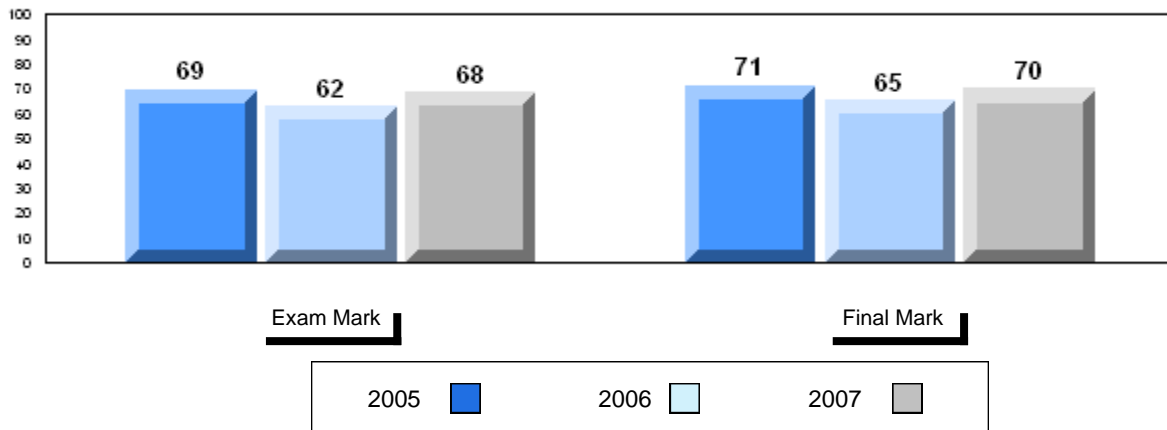


3 Year Public Exam (Subtest) Mark Trend 2005-2007

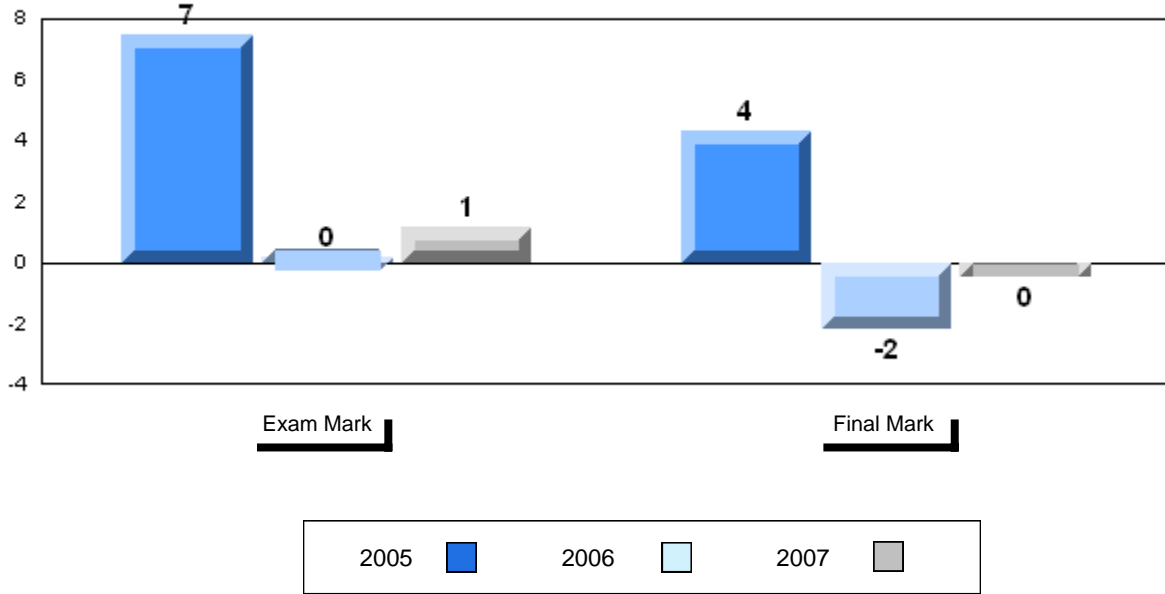


Number of Students		44						
		Public Exam Mark	School vs District	School vs Province	Final Mark	School vs District	School vs Province	
World History 3201	School	68.1	P	P	69.6	Q	Q	
	District	66.9						
	Province	67.0						
Subtest								
WWI	School	74.5	P	P				
	District	71.9						
	Province	71.3						
Challenges and Changes	School	67.2	P	Q				
	District	66.7						
	Province	67.3						
International Tensions (1930's and WWII)	School	72.0	P	P				
	District	69.7						
	Province	69.5						
Cold War	School	62.3	P	P				
	District	59.1						
	Province	59.1						
Regional Developments in Post WWII (5.1)	School	52.9	Q	Q				
	District	54.1						
	Province	54.6						
Regional Developments in Post WWII (5.2)	School	0.0	Q	Q				
	District	48.7						
	Province	51.6						
Challenges of the Modern Era	School	59.6	Q	Q				
	District	64.9						
	Province	65.4						

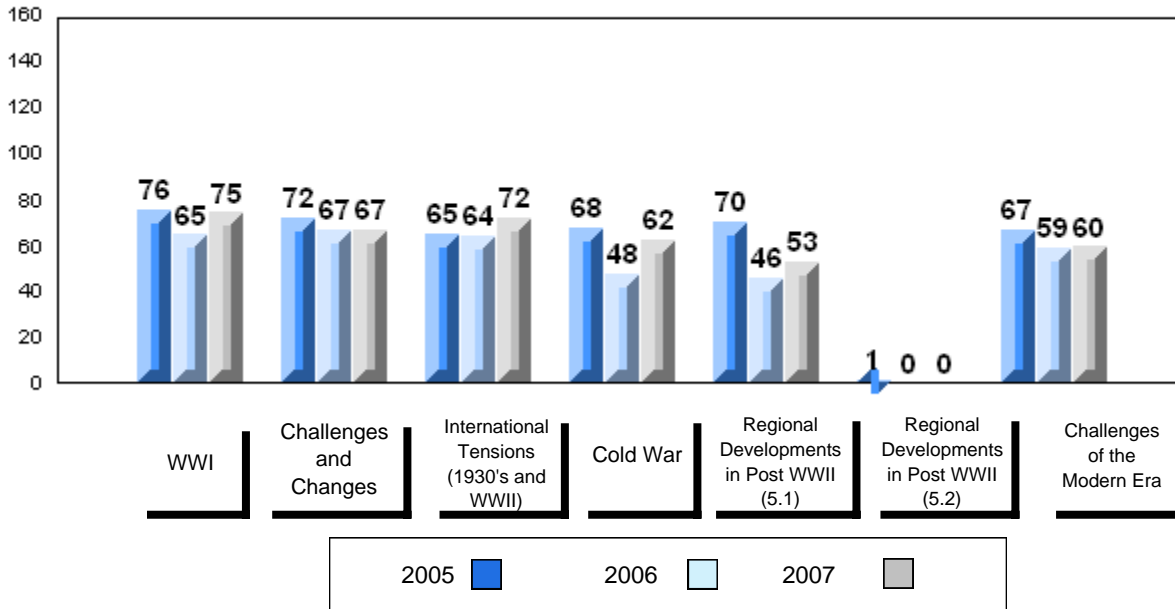
Average Score, 2005-2007



Difference from Provincial Mean, 2005-2007



3 Year Public Exam (Subtest) Mark Trend 2005-2007



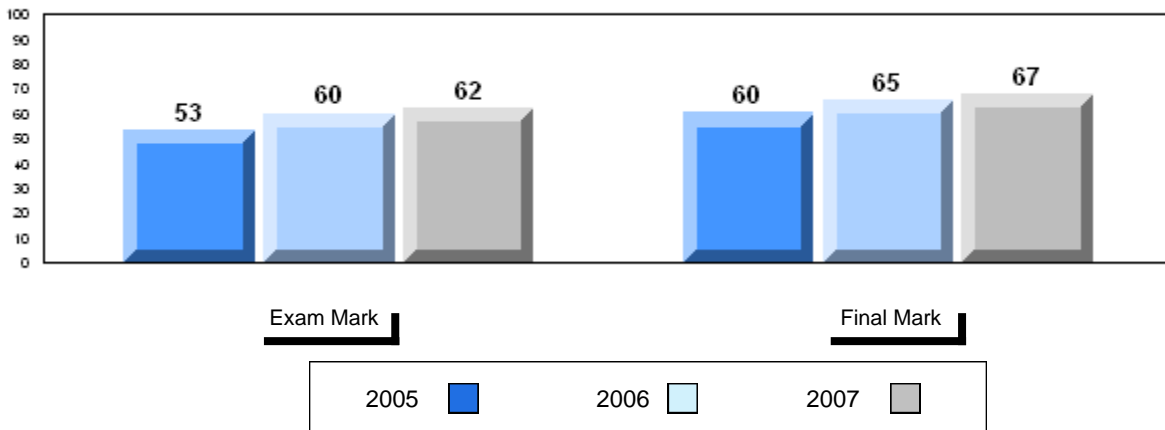
District 4 - Eastern

#354 - St. Kevin's High, St. John's (Goulds)

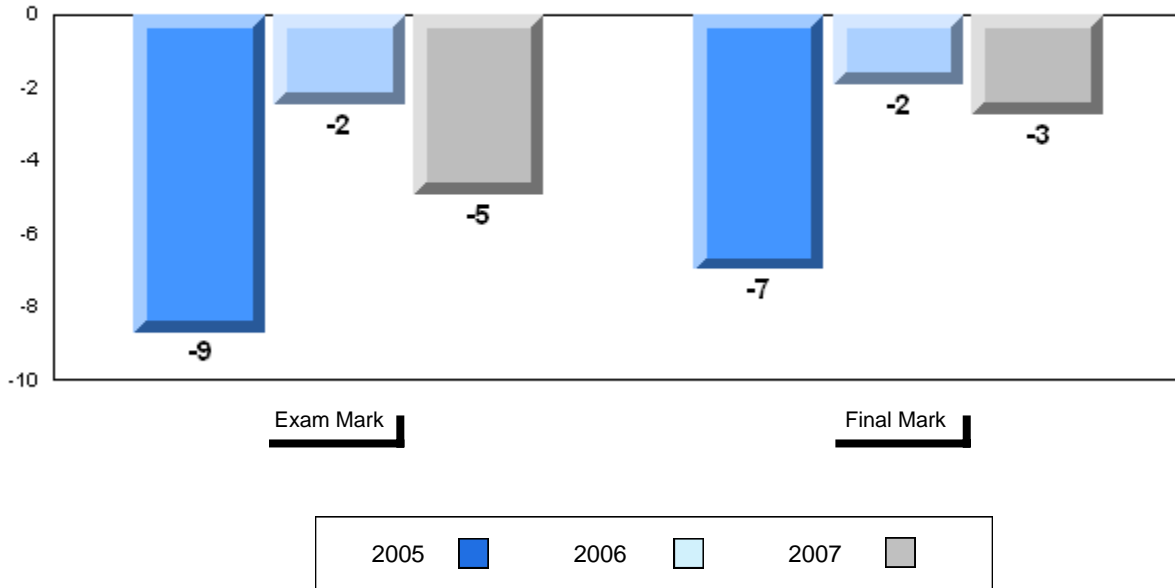
Grades: 10-12

Number of Students	26						
		Public Exam Mark	School vs District	School vs Province	Final Mark	School vs District	School vs Province
World History 3201	School	62.0	q	q	67.3	q	q
	District	66.9			70.5		
	Province	67.0			70.1		
Subtest							
WWI	School	69.5	q	q			
	District	71.9					
	Province	71.3					
Challenges and Changes	School	57.9	q	q			
	District	66.7					
	Province	67.3					
International Tensions (1930's and WWII)	School	64.4	q	q			
	District	69.7					
	Province	69.5					
Cold War	School	55.6	q	q			
	District	59.1					
	Province	59.1					
Regional Developments in Post WWII (5.1)	School	51.2	q	q			
	District	54.1					
	Province	54.6					
Regional Developments in Post WWII (5.2)	School	47.6	q	q			
	District	48.7					
	Province	51.6					
Challenges of the Modern Era	School	62.6	q	q			
	District	64.9					
	Province	65.4					

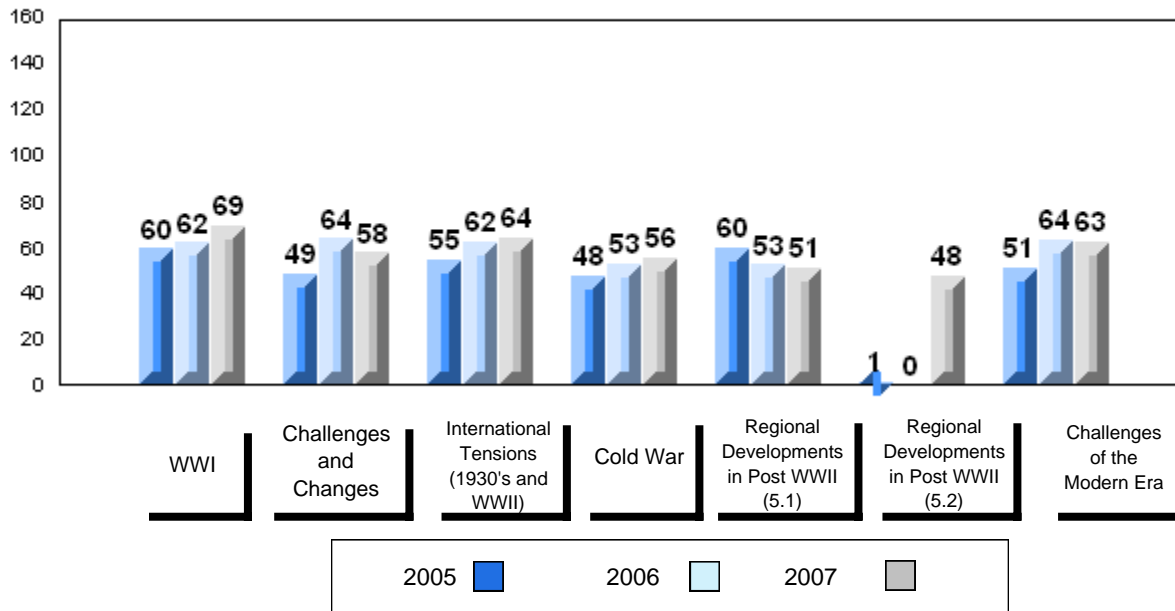
Average Score, 2005-2007



Difference from Provincial Mean, 2005-2007



3 Year Public Exam (Subtest) Mark Trend 2005-2007



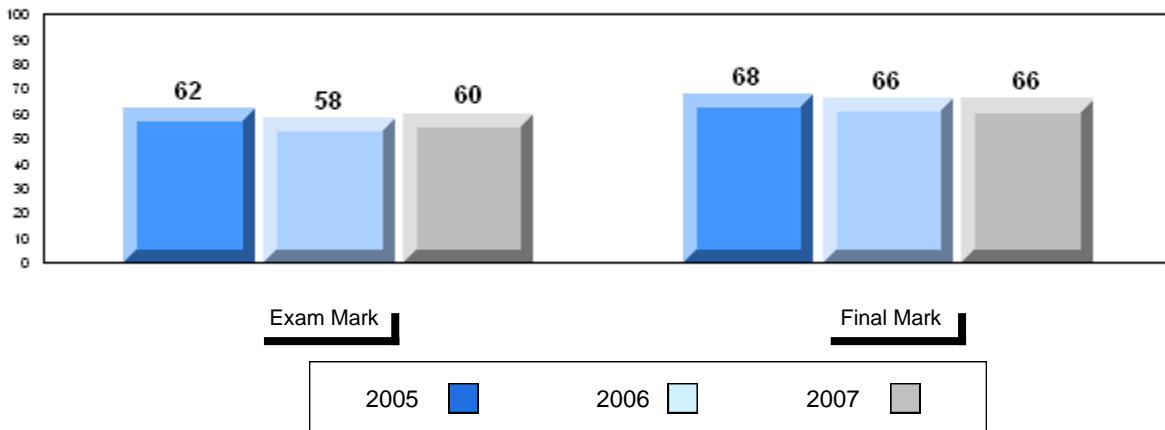
District 4 - Eastern

#368 - Holy Trinity High School, Torbay

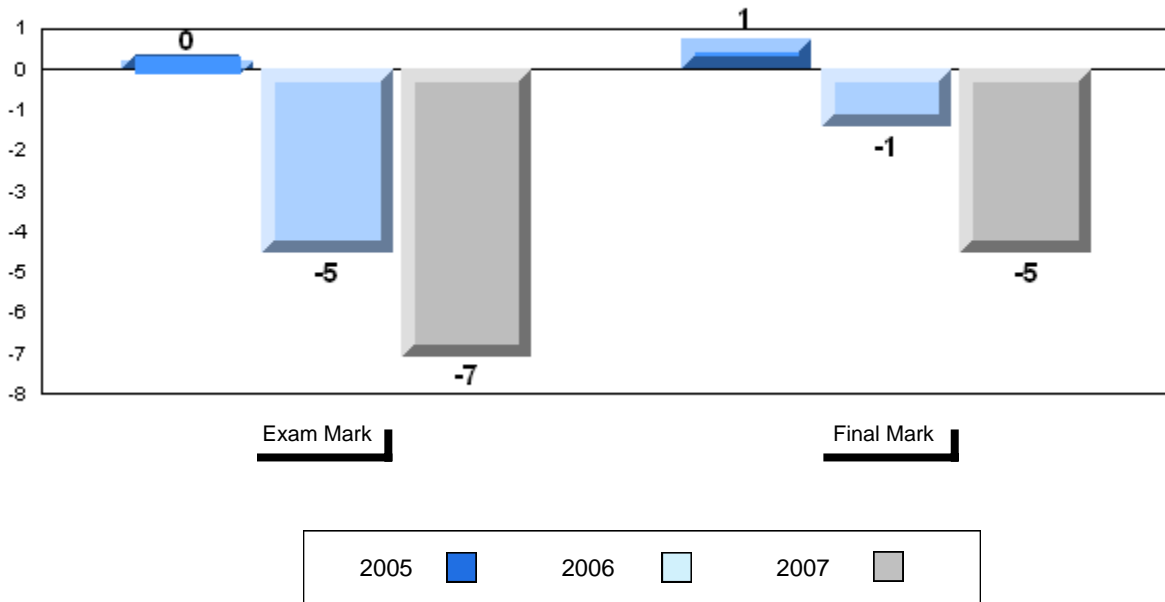
Grades: 7-12

Number of Students		25	Public Exam Mark			Final Mark		
			School vs District	School vs Province		School vs District	School vs Province	
World History 3201		School	59.9	q	q	65.6	q	q
		District	66.9			70.5		
		Province	67.0			70.1		
Subtest								
WWI		School	67.0	q	q			
		District	71.9					
		Province	71.3					
Challenges and Changes		School	58.8	q	q			
		District	66.7					
		Province	67.3					
International Tensions (1930's and WWII)		School	60.0	q	q			
		District	69.7					
		Province	69.5					
Cold War		School	50.9	q	q			
		District	59.1					
		Province	59.1					
Regional Developments in Post WWII (5.1)		School	50.3	q	q			
		District	54.1					
		Province	54.6					
Regional Developments in Post WWII (5.2)		School	32.1	q	q			
		District	48.7					
		Province	51.6					
Challenges of the Modern Era		School	64.6	q	q			
		District	64.9					
		Province	65.4					

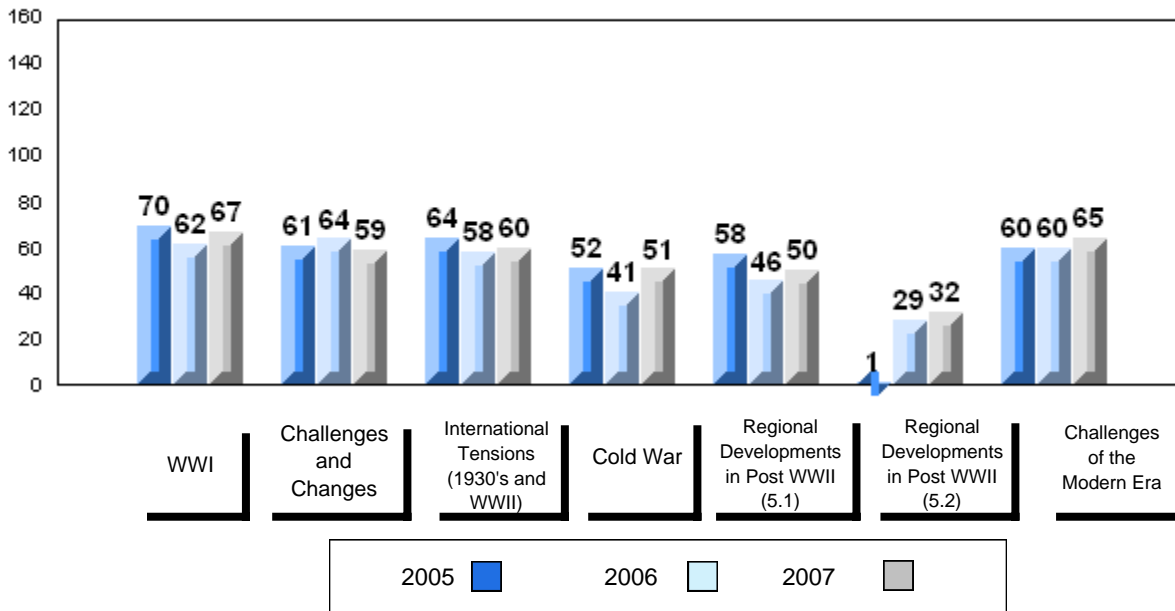
Average Score, 2005-2007



Difference from Provincial Mean, 2005-2007



3 Year Public Exam (Subtest) Mark Trend 2005-2007



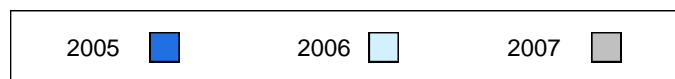
Number of Students		Public Exam Mark			Final Mark		
		School vs District	School vs Province		School vs District	School vs Province	
1							
World History 3201							
	School						
	District	66.9			70.5		
	Province	67.0			70.1		
Subtest							
WWI							
	School						
	District	71.9					
	Province	71.3					
Challenges and Changes							
	School						
	District	66.7					
	Province	67.3					
International Tensions (1930's and WWII)							
	School						
	District	69.7					
	Province	69.5					
Cold War							
	School						
	District	59.1					
	Province	59.1					
Regional Developments in Post WWII (5.1)							
	School						
	District	54.1					
	Province	54.6					
Regional Developments in Post WWII (5.2)							
	School						
	District	48.7					
	Province	51.6					
Challenges of the Modern Era							
	School						
	District	64.9					
	Province	65.4					

Average Score, 2005-2007

School data with 5 or fewer students withheld for reasons of confidentiality.

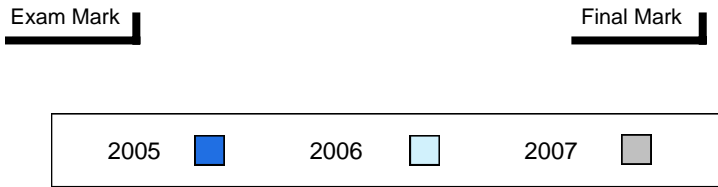
Exam Mark

Final Mark



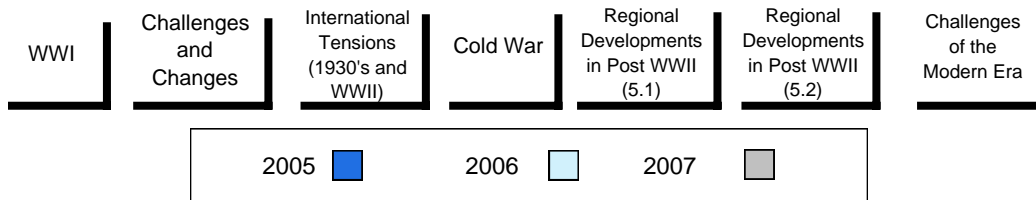
Difference from Provincial Mean, 2005-2007

School data with 5 or fewer students withheld for reasons of confidentiality.



3 Year Public Exam (Subtest) Mark Trend 2005-2007

School data with 5 or fewer students withheld for reasons of confidentiality.



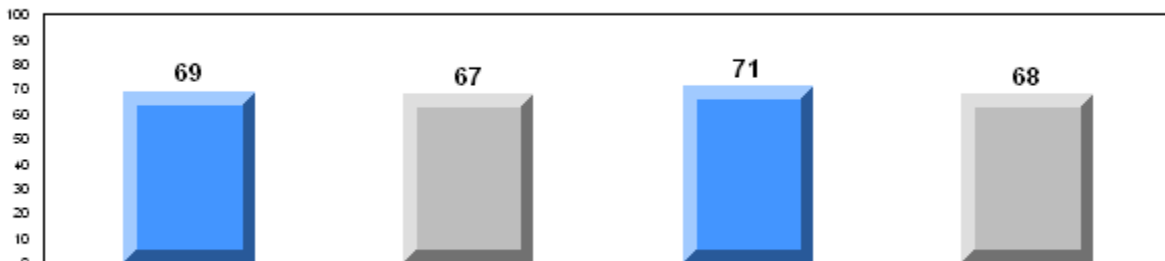
District 4 - Eastern

#427 - Holy Name of Mary Academy, Lawn

Grades: K-12

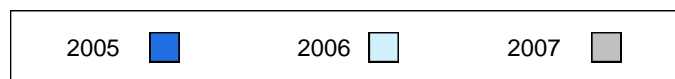
Number of Students		23						
		Public Exam Mark	School vs District	School vs Province	Final Mark	School vs District	School vs Province	
World History 3201	School	67.4	P	P	67.7	Q	Q	
	District	66.9						
	Province	67.0						
Subtest								
WWI	School	75.4	P	P	70.1			
	District	71.9						
	Province	71.3						
Challenges and Changes	School	67.4	P	P				
	District	66.7						
	Province	67.3						
International Tensions (1930's and WWII)	School	68.6	Q	Q				
	District	69.7						
	Province	69.5						
Cold War	School	56.2	Q	Q				
	District	59.1						
	Province	59.1						
Regional Developments in Post WWII (5.1)	School	54.7	P	P				
	District	54.1						
	Province	54.6						
Regional Developments in Post WWII (5.2)	School	0.0	Q	Q				
	District	48.7						
	Province	51.6						
Challenges of the Modern Era	School	67.4	P	P				
	District	64.9						
	Province	65.4						

Average Score, 2005-2007

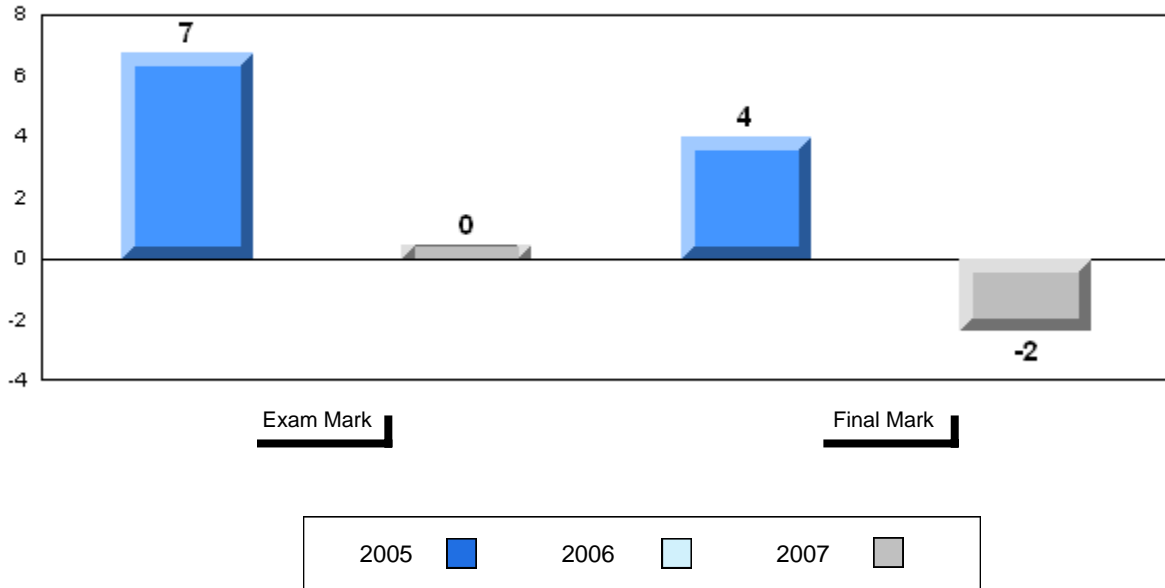


Exam Mark

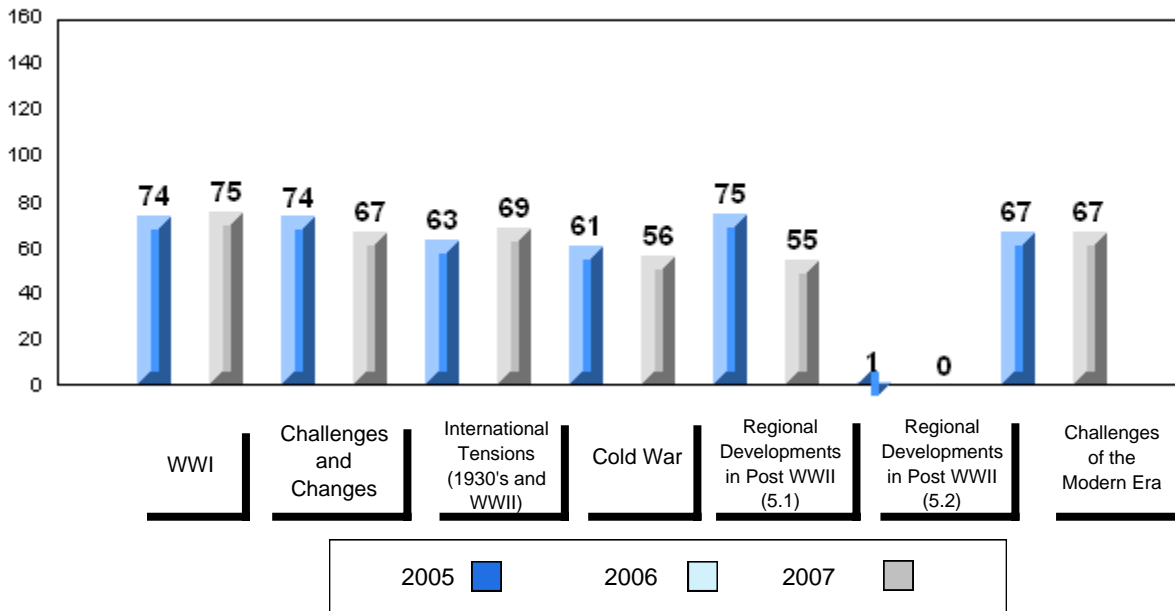
Final Mark



Difference from Provincial Mean, 2005-2007



3 Year Public Exam (Subtest) Mark Trend 2005-2007



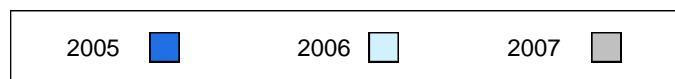
Number of Students		Public Exam Mark			Final Mark		
			School vs District	School vs Province		School vs District	School vs Province
2							
World History 3201		School					
	District	66.9			70.5		
	Province	67.0			70.1		
<u>Subtest</u>							
WWI		School					
	District	71.9					
	Province	71.3					
Challenges and Changes		School					
	District	66.7					
	Province	67.3					
International Tensions (1930's and WWII)		School					
	District	69.7					
	Province	69.5					
Cold War		School					
	District	59.1					
	Province	59.1					
Regional Developments in Post WWII (5.1)		School					
	District	54.1					
	Province	54.6					
Regional Developments in Post WWII (5.2)		School					
	District	48.7					
	Province	51.6					
Challenges of the Modern Era		School					
	District	64.9					
	Province	65.4					

Average Score, 2005-2007

School data with 5 or fewer students withheld for reasons of confidentiality.

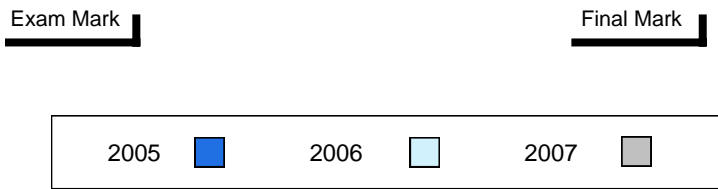
Exam Mark

Final Mark



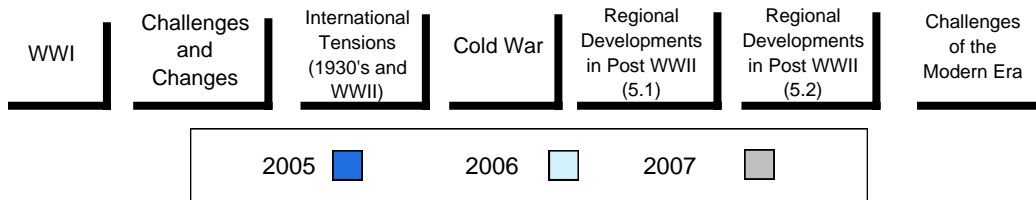
Difference from Provincial Mean, 2005-2007

School data with 5 or fewer students withheld for reasons of confidentiality.



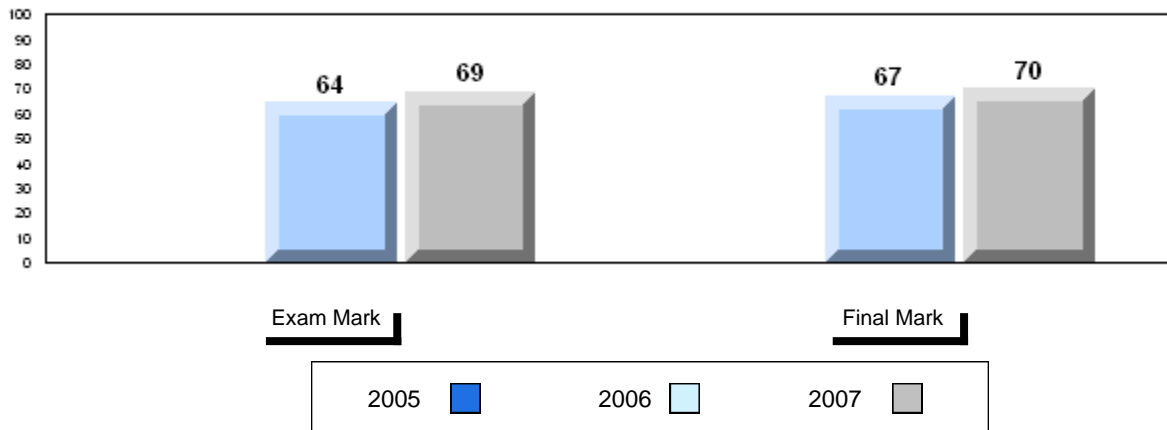
3 Year Public Exam (Subtest) Mark Trend 2005-2007

School data with 5 or fewer students withheld for reasons of confidentiality.

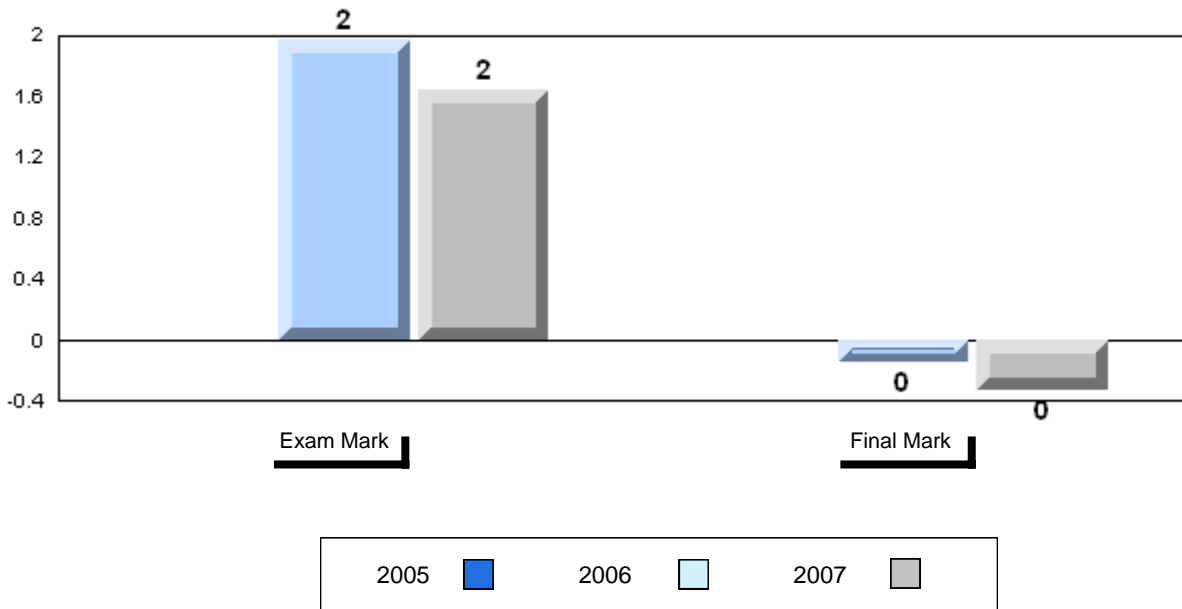


Number of Students		32						
		Public Exam Mark	School vs District	School vs Province	Final Mark	School vs District	School vs Province	
World History 3201	School	68.6	P	P	69.8	Q	Q	
	District	66.9						
	Province	67.0						
Subtest								
WWI	School	69.4	Q	Q	70.5			
	District	71.9						
	Province	71.3						
Challenges and Changes	School	63.8	Q	Q	70.1			
	District	66.7						
	Province	67.3						
International Tensions (1930's and WWII)	School	74.0	P	P				
	District	69.7						
	Province	69.5						
Cold War	School	64.0	P	P				
	District	59.1						
	Province	59.1						
Regional Developments in Post WWII (5.1)	School	60.9	P	P				
	District	54.1						
	Province	54.6						
Regional Developments in Post WWII (5.2)	School	0.0	Q	Q				
	District	48.7						
	Province	51.6						
Challenges of the Modern Era	School	67.2	P	P				
	District	64.9						
	Province	65.4						

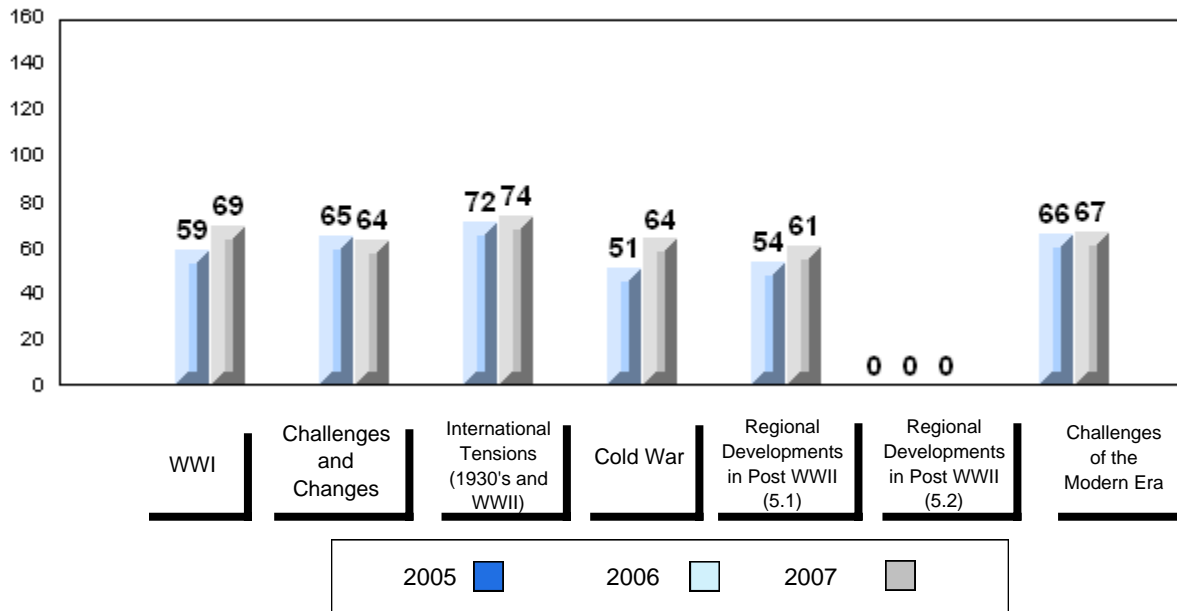
Average Score, 2005-2007



Difference from Provincial Mean, 2005-2007

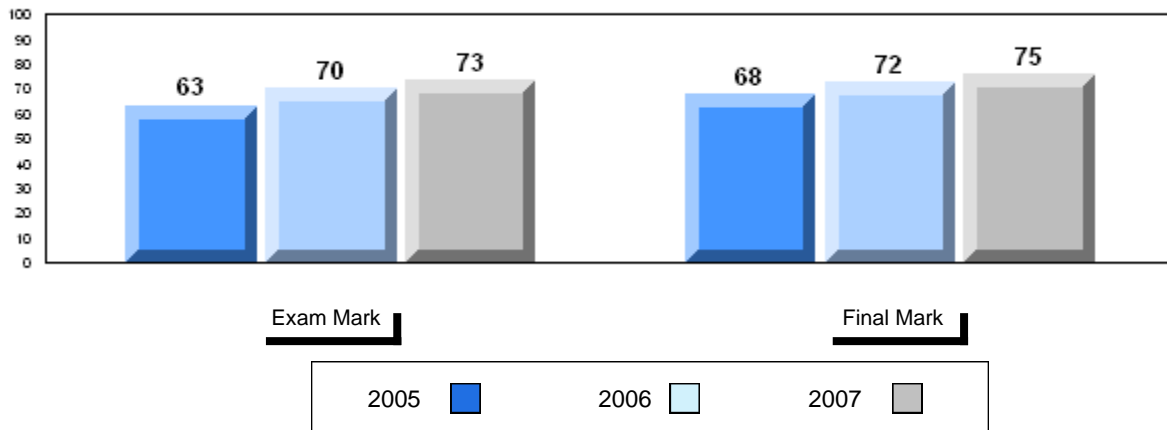


3 Year Public Exam (Subtest) Mark Trend 2005-2007

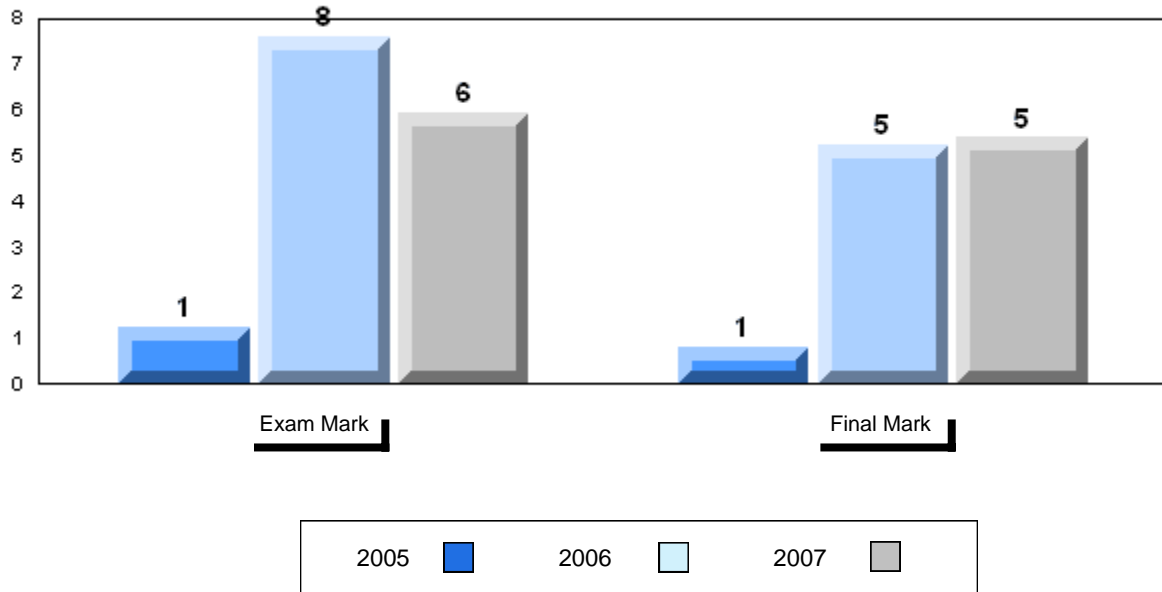


Number of Students	16						
		Public Exam Mark	School vs District	School vs Province	Final Mark	School vs District	School vs Province
World History 3201	School	72.9	P	P	75.5	P	P
	District	66.9			70.5		
	Province	67.0			70.1		
Subtest							
WWI	School	76.6	P	P			
	District	71.9					
	Province	71.3					
Challenges and Changes	School	75.5	P	P			
	District	66.7					
	Province	67.3					
International Tensions (1930's and WWII)	School	73.6	P	P			
	District	69.7					
	Province	69.5					
Cold War	School	63.2	P	P			
	District	59.1					
	Province	59.1					
Regional Developments in Post WWII (5.1)	School	51.8	Q	Q			
	District	54.1					
	Province	54.6					
Regional Developments in Post WWII (5.2)	School	0.0	Q	Q			
	District	48.7					
	Province	51.6					
Challenges of the Modern Era	School	68.3	P	P			
	District	64.9					
	Province	65.4					

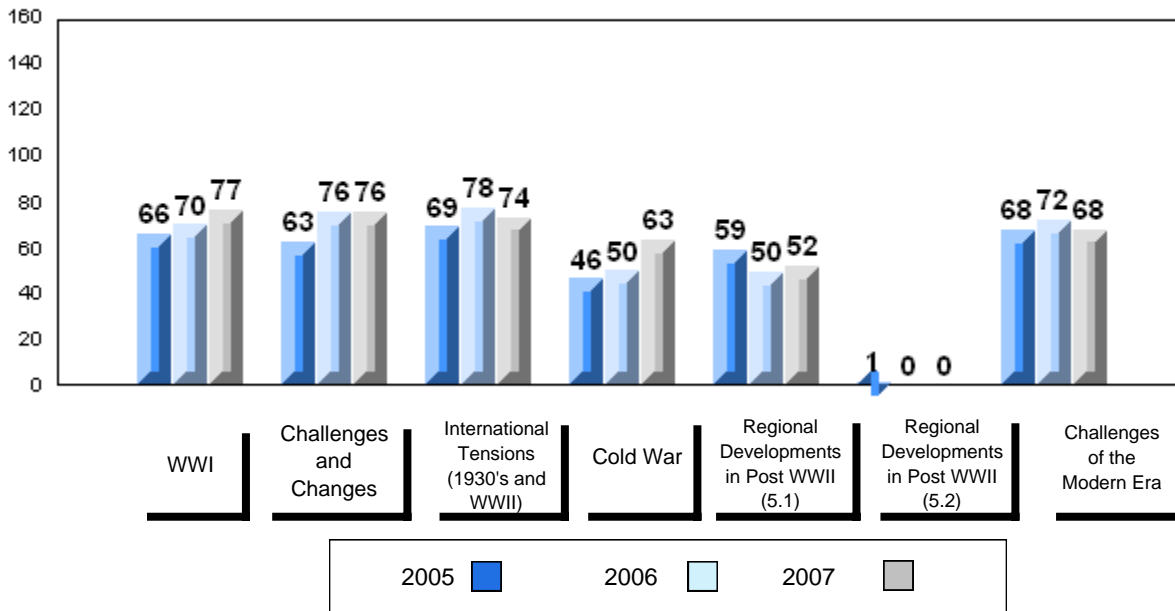
Average Score, 2005-2007



Difference from Provincial Mean, 2005-2007



3 Year Public Exam (Subtest) Mark Trend 2005-2007



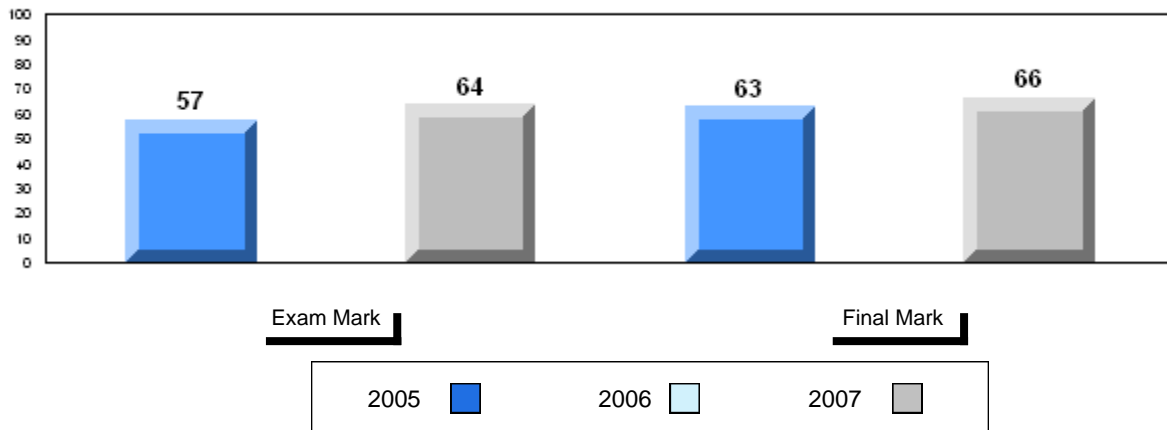
District 803 - Private

#374 - Brother T. I. Murphy, St. John's

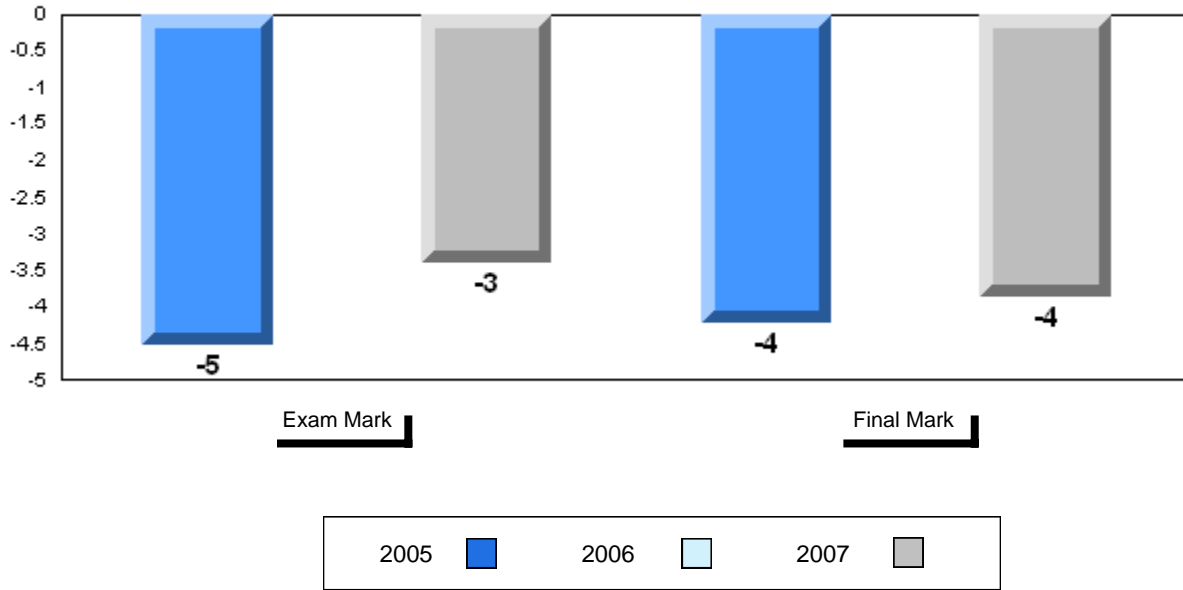
Grades: 10-12

Number of Students		9	Public Exam Mark			Final Mark		
			School vs District	School vs Province		School vs District	School vs Province	
World History 3201	School	63.6	Ⓜ	Ⓜ	66.2	Ⓜ	Ⓜ	
	District							
	Province							
<u>Subtest</u>								
WWI	School	67.4	Ⓜ	Ⓜ				
	District							
	Province							
Challenges and Changes	School	60.1	Ⓜ	Ⓜ				
	District							
	Province							
International Tensions (1930's and WWII)	School	62.0	Ⓜ	Ⓜ				
	District							
	Province							
Cold War	School	65.9	Ⓜ	Ⓜ				
	District							
	Province							
Regional Developments in Post WWII (5.1)	School	57.1	Ⓜ	Ⓜ				
	District							
	Province							
Regional Developments in Post WWII (5.2)	School	51.8	Ⓜ	Ⓜ				
	District							
	Province							
Challenges of the Modern Era	School	70.6	Ⓜ	Ⓜ				
	District							
	Province							

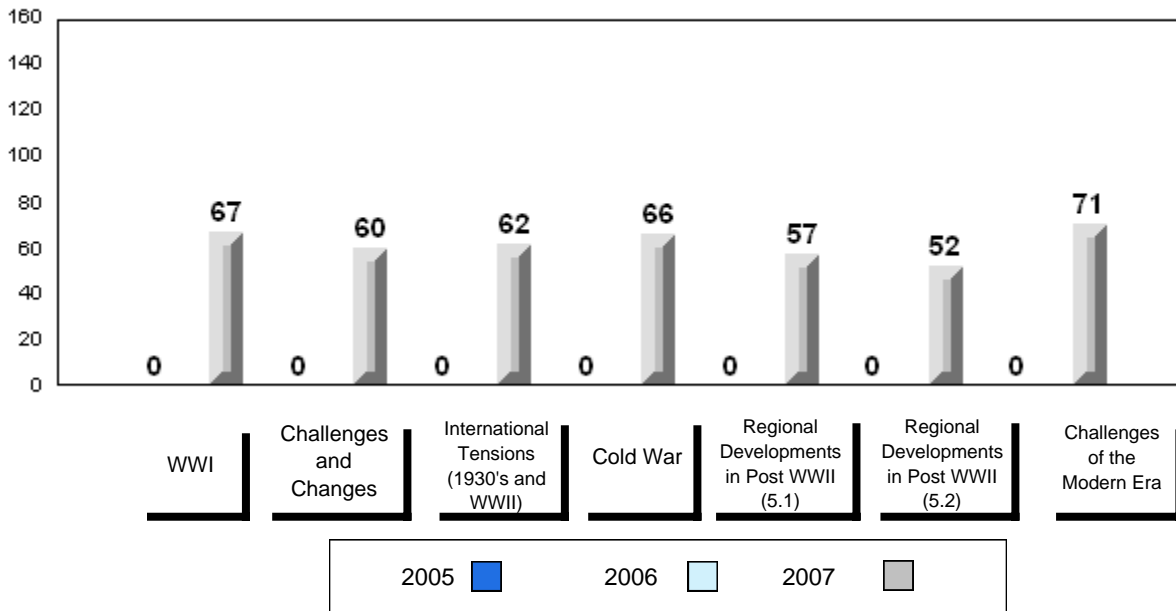
Average Score, 2005-2007



Difference from Provincial Mean, 2005-2007



3 Year Public Exam (Subtest) Mark Trend 2005-2007




District 803 - Private

#450 - St. Bonaventure's College, St. John's

Grades: K-12

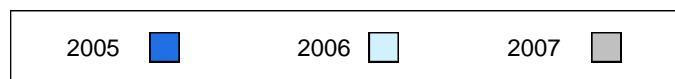
Number of Students		22						
			Public Exam Mark	School vs District	School vs Province	Final Mark	School vs District	School vs Province
World History 3201	School	74.3	Ⓜ	Ⓜ	78.2	Ⓜ	Ⓜ	
	District							
	Province							
<u>Subtest</u>								
WWI	School	76.6	Ⓜ	Ⓜ				
	District							
	Province							
Challenges and Changes	School	78.6	Ⓜ	Ⓜ				
	District							
	Province							
International Tensions (1930's and WWII)	School	75.3	Ⓜ	Ⓜ				
	District							
	Province							
Cold War	School	64.8	Ⓜ	Ⓜ				
	District							
	Province							
Regional Developments in Post WWII (5.1)	School	60.7	Ⓜ	Ⓜ				
	District							
	Province							
Regional Developments in Post WWII (5.2)	School	66.3	Ⓜ	Ⓜ				
	District							
	Province							
Challenges of the Modern Era	School	73.7	Ⓜ	Ⓜ				
	District							
	Province							

Average Score, 2005-2007

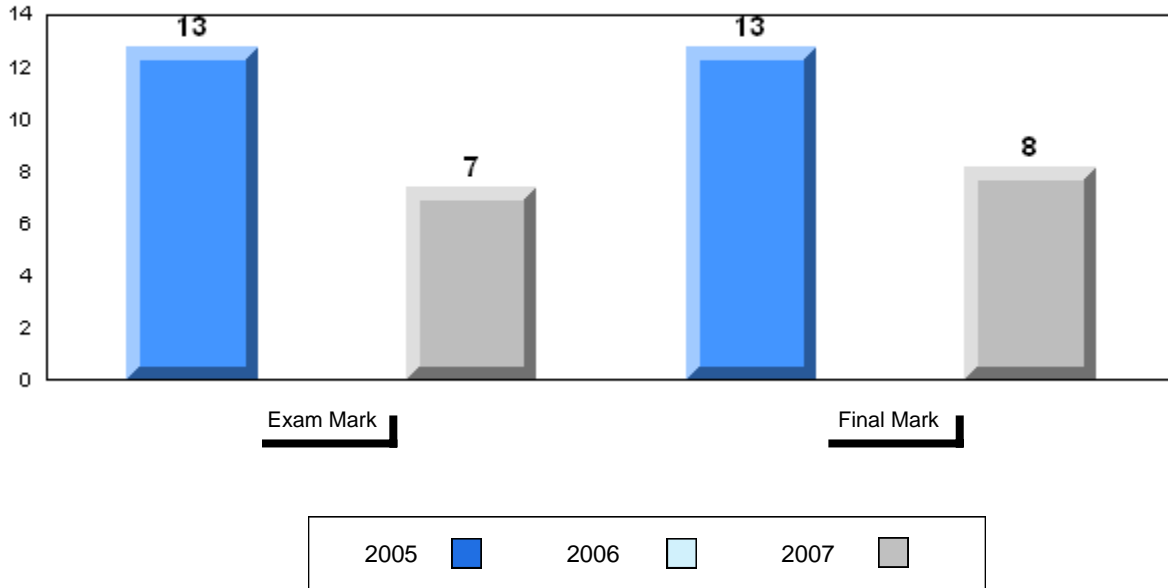


Exam Mark

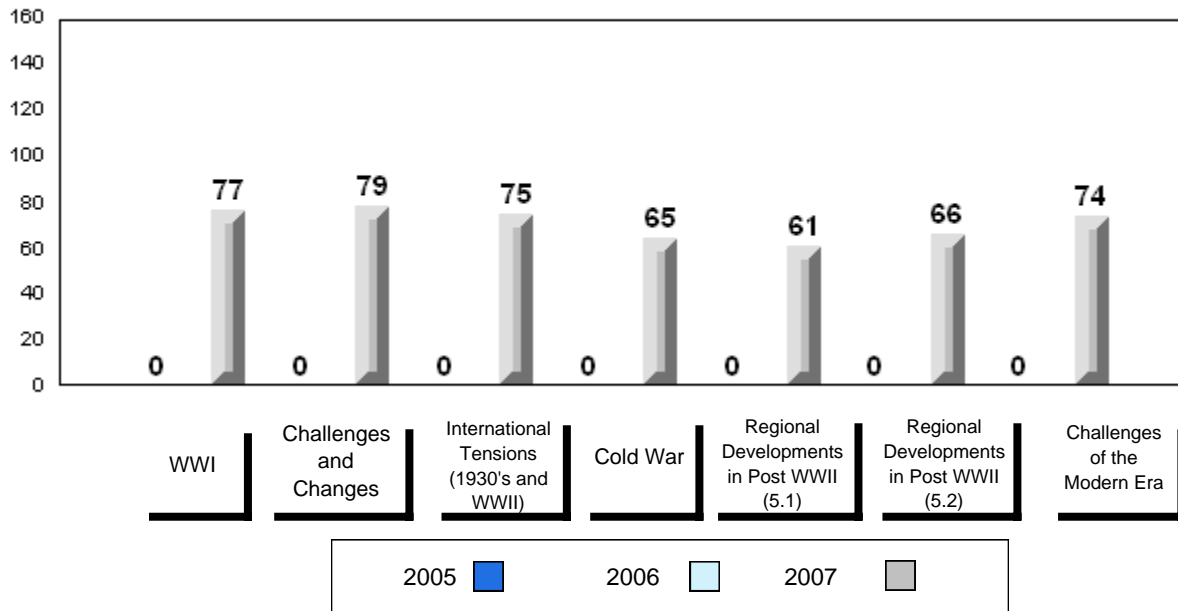
Final Mark



Difference from Provincial Mean, 2005-2007



3 Year Public Exam (Subtest) Mark Trend 2005-2007



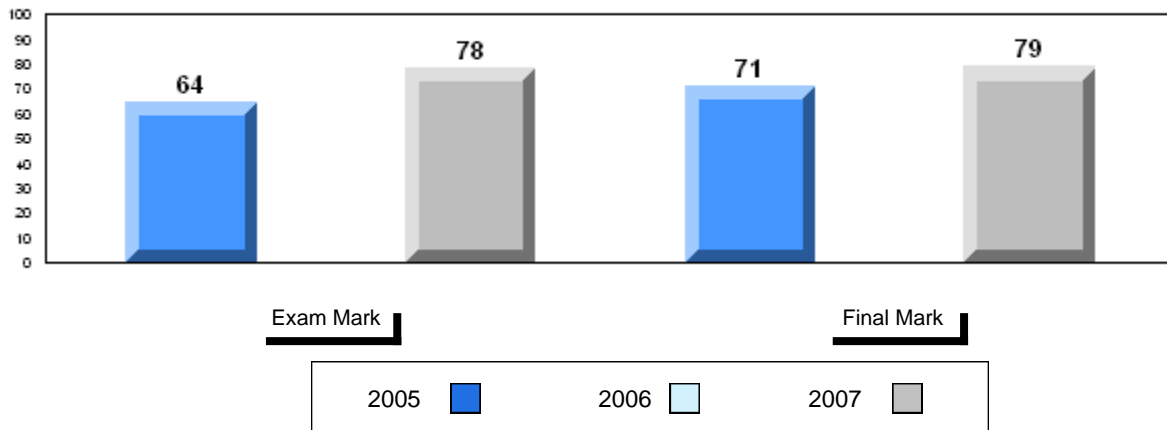
District 803 - Private

#453 - Eric G. Lambert All-Grade, Churchill Falls

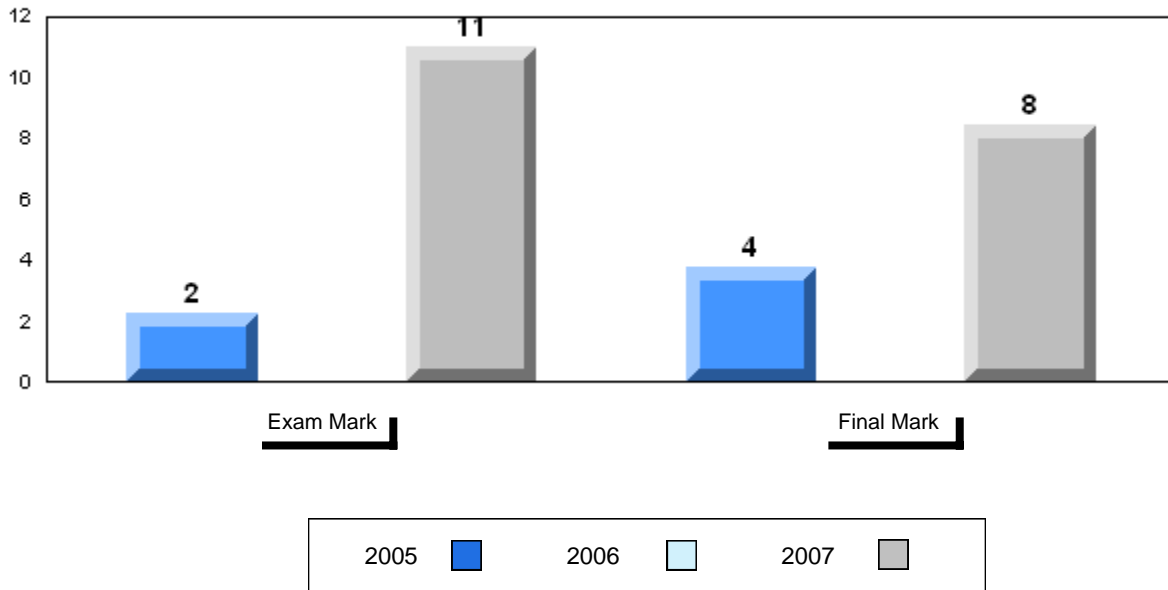
Grades: K-12

Number of Students		22						
			Public Exam Mark	School vs District	School vs Province	Final Mark	School vs District	School vs Province
World History 3201	School	78.0	Ⓜ	Ⓜ	78.5	Ⓜ	Ⓜ	
	District							
	Province							
<u>Subtest</u>								
WWI	School	82.5	Ⓜ	Ⓜ				
	District							
	Province							
Challenges and Changes	School	81.4	Ⓜ	Ⓜ				
	District							
	Province							
International Tensions (1930's and WWII)	School	79.2	Ⓜ	Ⓜ				
	District							
	Province							
Cold War	School	70.5	Ⓜ	Ⓜ				
	District							
	Province							
Regional Developments in Post WWII (5.1)	School	39.3	Ⓜ	Ⓜ				
	District							
	Province							
Regional Developments in Post WWII (5.2)	School	69.6	Ⓜ	Ⓜ				
	District							
	Province							
Challenges of the Modern Era	School	69.2	Ⓜ	Ⓜ				
	District							
	Province							

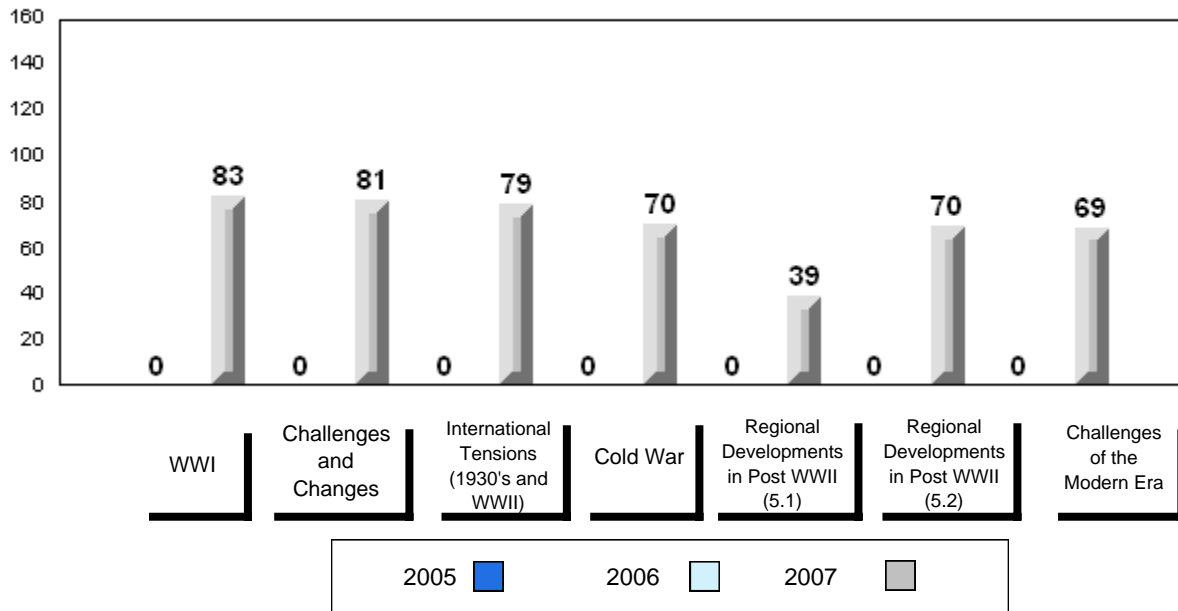
Average Score, 2005-2007



Difference from Provincial Mean, 2005-2007



3 Year Public Exam (Subtest) Mark Trend 2005-2007



District 902 - Institutional

#377 - NF School for the Deaf, St. John's

Grades: 1,2,4-12

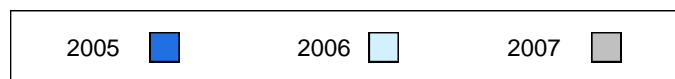
		Public Exam Mark	School vs District	School vs Province	Final Mark	School vs District	School vs Province
Number of Students	3						
World History 3201	School District Province		School data with 5 or fewer students withheld for reasons of confidentiality.			School data with 5 or fewer students withheld for reasons of confidentiality.	
<u>Subtest</u>							
WWI	School District Province						
Challenges and Changes	School District Province						
International Tensions (1930's and WWII)	School District Province						
Cold War	School District Province						
Regional Developments in Post WWII (5.1)	School District Province						
Regional Developments in Post WWII (5.2)	School District Province						
Challenges of the Modern Era	School District Province						

Average Score, 2005-2007

School data with 5 or fewer students withheld for reasons of confidentiality.

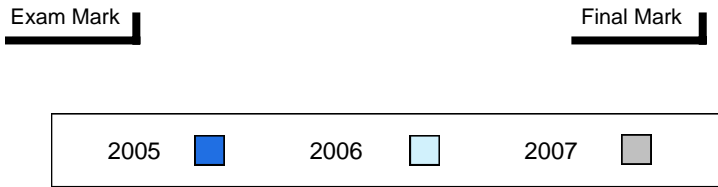
Exam Mark

Final Mark



Difference from Provincial Mean, 2005-2007

School data with 5 or fewer students withheld for reasons of confidentiality.



3 Year Public Exam (Subtest) Mark Trend 2005-2007

School data with 5 or fewer students withheld for reasons of confidentiality.

