

District 5 - Conseil scolaire francophone

#107 - École Ste-Anne, La Grand'Terre

Grades: K-10,12

**Subject: Mathematics**

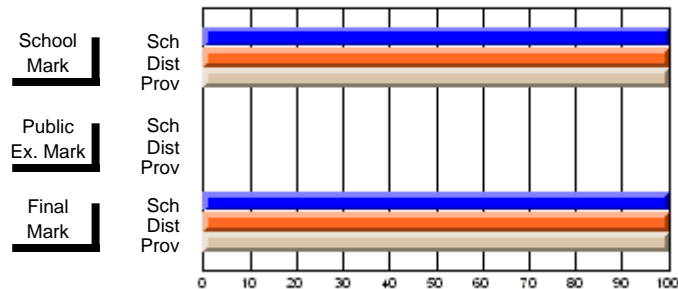
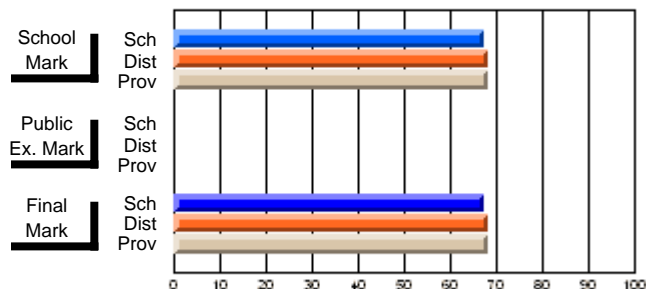
Course: MATHEMATIQUES 1231

# students in course: 11

|                          | <b>School Mark</b> | School vs District | School vs Province | <b>Public Exam Mark</b> | School vs District | School vs Province | <b>Final Mark</b> | School vs District | School vs Province |
|--------------------------|--------------------|--------------------|--------------------|-------------------------|--------------------|--------------------|-------------------|--------------------|--------------------|
| <b>Average Score</b>     |                    |                    |                    |                         |                    |                    |                   |                    |                    |
| School                   | <b>67.5</b>        |                    |                    |                         |                    |                    | <b>67.5</b>       |                    |                    |
| District                 | 68.1               | q                  | q                  |                         |                    |                    | 68.1              | q                  | q                  |
| Province                 | 68.1               |                    |                    |                         |                    |                    | 68.1              |                    |                    |
| <b>Percent of Passes</b> |                    |                    |                    |                         |                    |                    |                   |                    |                    |
| School                   | <b>100.0</b>       |                    |                    |                         |                    |                    | <b>100.0</b>      |                    |                    |
| District                 | 100.0              | P                  | P                  |                         |                    |                    | 100.0             | P                  | P                  |
| Province                 | 100.0              |                    |                    |                         |                    |                    | 100.0             |                    |                    |

**Average Scores**

**Percent Passes**



\* Data from the High School Certification System. The results from supplementary courses are not reflected in these results. All students obtaining a score of 48 or 49 on the final mark, were adjusted to 50 and are reflected in the Final Mark column.

District 5 - Conseil scolaire francophone

#107 - École Ste-Anne, La Grand'Terre

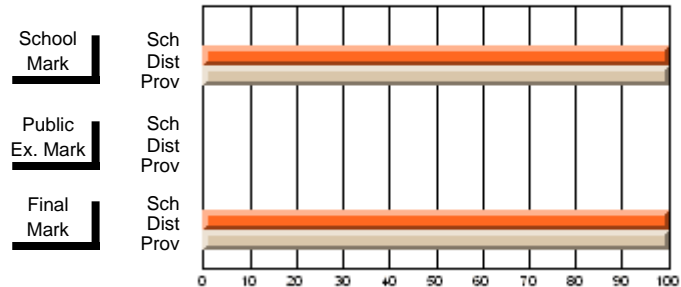
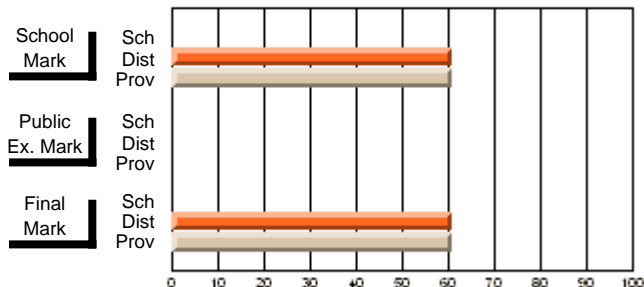
Grades: K-10,12

**Subject: Mathematics**

|                            |                    |                    |                    |  |                    |                    |                   |                    |                    |
|----------------------------|--------------------|--------------------|--------------------|--|--------------------|--------------------|-------------------|--------------------|--------------------|
| Course: MATHEMATIQUES 1233 |                    |                    |                    | School data has 5 or fewer students. Data withheld for reasons of confidentiality. |                    |                    |                   |                    |                    |
| # students in course: 2    |                    |                    |                    |  |                    |                    |                   |                    |                    |
|                            | <b>School Mark</b> | School vs District | School vs Province | <b>Public Exam Mark</b>  | School vs District | School vs Province | <b>Final Mark</b> | School vs District | School vs Province |
| <b>Average Score</b>       |                    |                    |                    |  |                    |                    |                   |                    |                    |
| School                     |                    |                    |                    |  |                    |                    |                   |                    |                    |
| District                   | 61.0               | P                  | P                  |  |                    |                    | 61.0              | P                  | P                  |
| Province                   | 61.0               |                    |                    |  |                    |                    | 61.0              |                    |                    |
| <b>Percent of Passes</b>   |                    |                    |                    |  |                    |                    |                   |                    |                    |
| School                     |                    |                    |                    |  |                    |                    |                   |                    |                    |
| District                   | 100.0              | P                  | P                  |  |                    |                    | 100.0             | P                  | P                  |
| Province                   | 100.0              |                    |                    |  |                    |                    | 100.0             |                    |                    |

**Average Scores**

**Percent Passes**



\* Data from the High School Certification System. The results from supplementary courses are not reflected in these results. All students obtaining a score of 48 or 49 on the final mark, were adjusted to 50 and are reflected in the Final Mark column.

District 5 - Conseil scolaire francophone

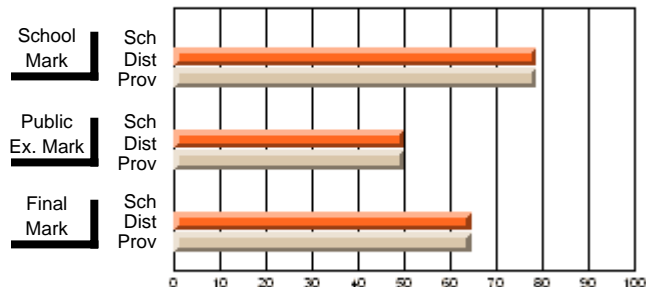
#107 - École Ste-Anne, La Grand'Terre

Grades: K-10,12

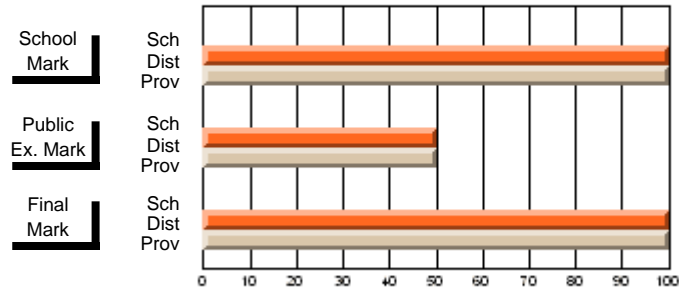
**Subject: Mathematics**

|                            |  |  |  |  |                    |                    |                         |                    |                    |                    |                    |   |
|----------------------------|--|--|--|--|--------------------|--------------------|-------------------------|--------------------|--------------------|--------------------|--------------------|---|
| Course: MATHEMATIQUES 3231 |  |  |  | School data has 5 or fewer students. Data withheld for reasons of confidentiality. |                    |                    |                         |                    |                    |                    |                    |   |
| # students in course: 1    |  |  |  | <b>School Mark</b>   |                    |                    | <b>Public Exam Mark</b> |                    |                    | <b>Final Mark</b>  |                    |   |
|                            |  |  |  | School vs District   | School vs Province | School vs District | School vs Province      | School vs District | School vs Province | School vs District | School vs Province |   |
| <b>Average Score</b>       |  |  |  |  |                    |                    |                         |                    |                    |                    |                    |   |
| School                     |  |  |  |  |                    |                    |                         |                    |                    |                    |                    |   |
| District                   |  |  |  | 78.5   | P                  | P                  | 50.0                    | P                  | P                  | 64.5               | P                  | P |
| Province                   |  |  |  | 78.5   |                    |                    | 50.0                    |                    |                    | 64.5               |                    |   |
| <b>Percent of Passes</b>   |  |  |  |  |                    |                    |                         |                    |                    |                    |                    |   |
| School                     |  |  |  |  |                    |                    |                         |                    |                    |                    |                    |   |
| District                   |  |  |  | 100.0  | P                  | P                  | 50.0                    | P                  | P                  | 100.0              | P                  | P |
| Province                   |  |  |  | 100.0  |                    |                    | 50.0                    |                    |                    | 100.0              |                    |   |

**Average Scores**



**Percent Passes**



\* Data from the High School Certification System. The results from supplementary courses are not reflected in these results. All students obtaining a score of 48 or 49 on the final mark, were adjusted to 50 and are reflected in the Final Mark column.

District 5 - Conseil scolaire francophone

#107 - École Ste-Anne, La Grand'Terre

Grades: K-10,12

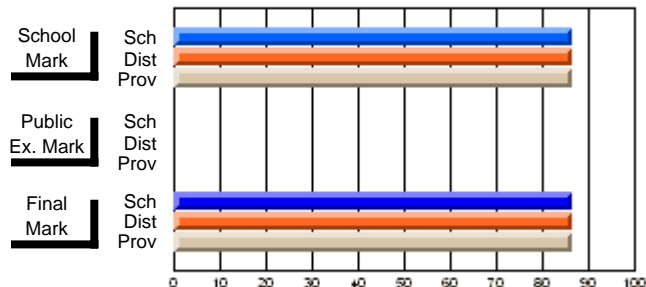
**Subject: Physical Education**

Course: EDUCATION PHYSIQUE 1241

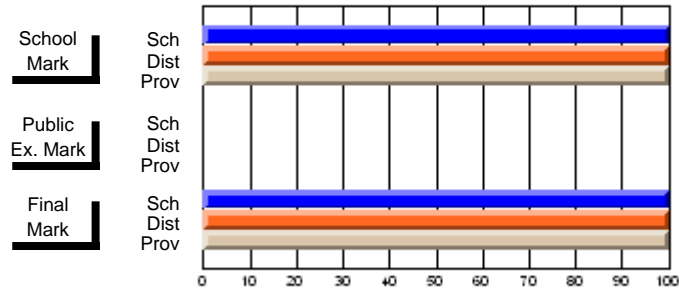
# students in course: 12

|                          | <b>School Mark</b> | School vs District | School vs Province | <b>Public Exam Mark</b> | School vs District | School vs Province | <b>Final Mark</b> | School vs District | School vs Province |
|--------------------------|--------------------|--------------------|--------------------|-------------------------|--------------------|--------------------|-------------------|--------------------|--------------------|
| <b>Average Score</b>     |                    |                    |                    |                         |                    |                    |                   |                    |                    |
| School                   | <b>86.3</b>        |                    |                    |                         |                    |                    | <b>86.3</b>       |                    |                    |
| District                 | 86.3               | P                  | P                  |                         |                    |                    | 86.3              | P                  | P                  |
| Province                 | 86.3               |                    |                    |                         |                    |                    | 86.3              |                    |                    |
| <b>Percent of Passes</b> |                    |                    |                    |                         |                    |                    |                   |                    |                    |
| School                   | <b>100.0</b>       |                    |                    |                         |                    |                    | <b>100.0</b>      |                    |                    |
| District                 | 100.0              | P                  | P                  |                         |                    |                    | 100.0             | P                  | P                  |
| Province                 | 100.0              |                    |                    |                         |                    |                    | 100.0             |                    |                    |

**Average Scores**



**Percent Passes**



\* Data from the High School Certification System. The results from supplementary courses are not reflected in these results. All students obtaining a score of 48 or 49 on the final mark, were adjusted to 50 and are reflected in the Final Mark column.

District 5 - Conseil scolaire francophone

#107 - École Ste-Anne, La Grand'Terre

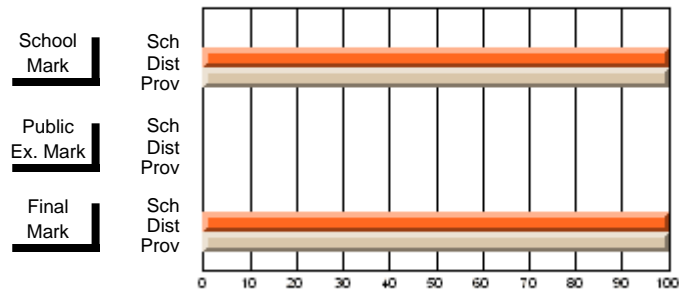
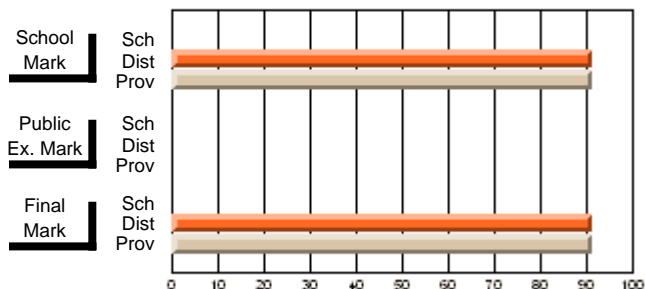
Grades: K-10,12

**Subject: Physical Education**

|                                 |                    |                    |                    |  |                    |                    |                   |                    |                    |
|---------------------------------|--------------------|--------------------|--------------------|--|--------------------|--------------------|-------------------|--------------------|--------------------|
| Course: EDUCATION PHYSIQUE 3243 |                    |                    |                    | School data has 5 or fewer students. Data withheld for reasons of confidentiality. |                    |                    |                   |                    |                    |
| # students in course: 3         |                    |                    |                    |  |                    |                    |                   |                    |                    |
|                                 | <b>School Mark</b> | School vs District | School vs Province | <b>Public Exam Mark</b>  | School vs District | School vs Province | <b>Final Mark</b> | School vs District | School vs Province |
| <b>Average Score</b>            |                    |                    |                    |  |                    |                    |                   |                    |                    |
| School                          |                    |                    |                    |  |                    |                    |                   |                    |                    |
| District                        | 91.3               | q                  | q                  |  |                    |                    | 91.3              | q                  | q                  |
| Province                        | 91.3               |                    |                    |  |                    |                    | 91.3              |                    |                    |
| <b>Percent of Passes</b>        |                    |                    |                    |  |                    |                    |                   |                    |                    |
| School                          |                    |                    |                    |  |                    |                    |                   |                    |                    |
| District                        | 100.0              | P                  | P                  |  |                    |                    | 100.0             | P                  | P                  |
| Province                        | 100.0              |                    |                    |  |                    |                    | 100.0             |                    |                    |

**Average Scores**

**Percent Passes**



\* Data from the High School Certification System. The results from supplementary courses are not reflected in these results. All students obtaining a score of 48 or 49 on the final mark, were adjusted to 50 and are reflected in the Final Mark column.

District 5 - Conseil scolaire francophone

#107 - École Ste-Anne, La Grand'Terre

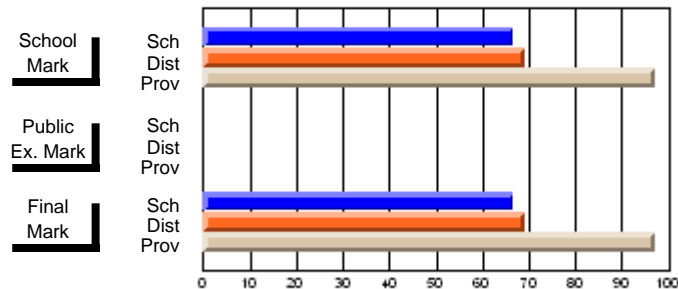
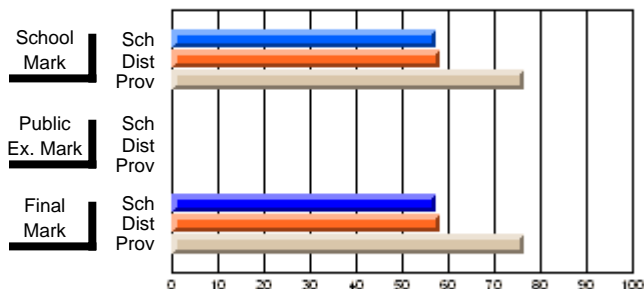
Grades: K-10,12

**Subject: Social Studies**

| Course: GEOGRAPHIE DU CANADA 1232 |                    |                    |   |
|-----------------------------------|--------------------|--------------------|---|
| # students in course: 12          |                    |                    |   |
| <b>School Mark</b>                | School vs District | School vs Province |   |
| <b>Average Score</b>              |                    |                    |   |
| School                            | 57.2               |                    |   |
| District                          | 58.2               | q                  | q |
| Province                          | 76.4               |                    |   |
| <b>Percent of Passes</b>          |                    |                    |   |
| School                            | 66.7               |                    |   |
| District                          | 69.2               | q                  | q |
| Province                          | 97.0               |                    |   |

**Average Scores**

**Percent Passes**



\* Data from the High School Certification System. The results from supplementary courses are not reflected in these results. All students obtaining a score of 48 or 49 on the final mark, were adjusted to 50 and are reflected in the Final Mark column.

District 5 - Conseil scolaire francophone

#107 - École Ste-Anne, La Grand'Terre

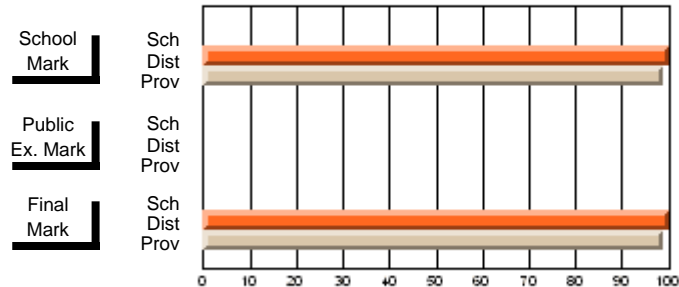
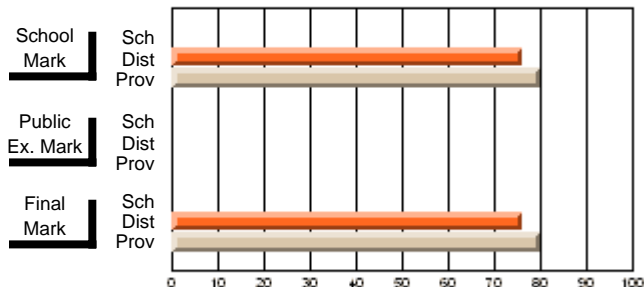
Grades: K-10,12

**Subject: Social Studies**

|                                |                    |                    |                    |  |                    |                    |                   |                    |                    |
|--------------------------------|--------------------|--------------------|--------------------|--|--------------------|--------------------|-------------------|--------------------|--------------------|
| Course: HISTOIRE MONDIALE 2236 |                    |                    |                    | School data has 5 or fewer students. Data withheld for reasons of confidentiality. |                    |                    |                   |                    |                    |
| # students in course: 2        |                    |                    |                    |  |                    |                    |                   |                    |                    |
|                                | <b>School Mark</b> | School vs District | School vs Province | <b>Public Exam Mark</b>  | School vs District | School vs Province | <b>Final Mark</b> | School vs District | School vs Province |
| <b>Average Score</b>           |                    |                    |                    |  |                    |                    |                   |                    |                    |
| School                         |                    |                    |                    |  |                    |                    |                   |                    |                    |
| District                       | 76.0               | P                  | Q                  |  |                    |                    | 76.0              | P                  | Q                  |
| Province                       | 79.8               |                    |                    |  |                    |                    | 79.8              |                    |                    |
| <b>Percent of Passes</b>       |                    |                    |                    |  |                    |                    |                   |                    |                    |
| School                         |                    |                    |                    |  |                    |                    |                   |                    |                    |
| District                       | 100.0              | P                  | P                  |  |                    |                    | 100.0             | P                  | P                  |
| Province                       | 98.7               |                    |                    |  |                    |                    | 98.7              |                    |                    |

**Average Scores**

**Percent Passes**



\* Data from the High School Certification System. The results from supplementary courses are not reflected in these results. All students obtaining a score of 48 or 49 on the final mark, were adjusted to 50 and are reflected in the Final Mark column.

District 5 - Conseil scolaire francophone

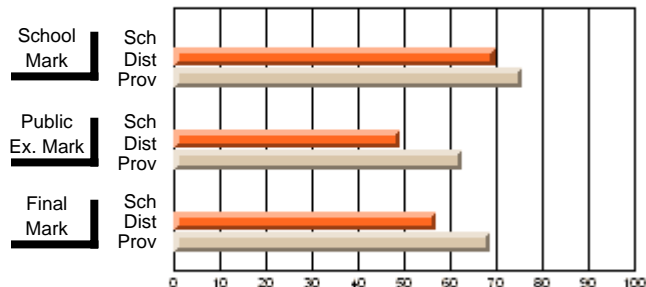
#107 - École Ste-Anne, La Grand'Terre

Grades: K-10,12

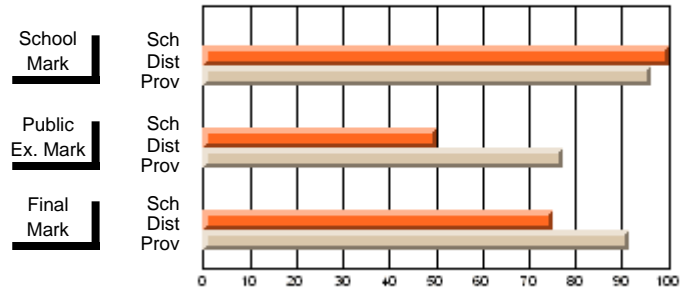
**Subject: Social Studies**

|                                 |  |  |  |  |                    |                    |                         |                    |                    |                    |                    |   |
|---------------------------------|--|--|--|--|--------------------|--------------------|-------------------------|--------------------|--------------------|--------------------|--------------------|---|
| Course: HISTOIRE MONDIALE 3231  |  |  |  | School data has 5 or fewer students. Data withheld for reasons of confidentiality. |                    |                    |                         |                    |                    |                    |                    |   |
| # students in course: 1         |  |  |  | <b>School Mark</b>   |                    |                    | <b>Public Exam Mark</b> |                    |                    | <b>Final Mark</b>  |                    |   |
|                                 |  |  |  | School vs District   | School vs Province | School vs District | School vs Province      | School vs District | School vs Province | School vs District | School vs Province |   |
| <u><b>Average Score</b></u>     |  |  |  |  |                    |                    |                         |                    |                    |                    |                    |   |
| School                          |  |  |  |  |                    |                    |                         |                    |                    |                    |                    |   |
| District                        |  |  |  | 69.8   | P                  | P                  | 49.0                    | P                  | P                  | 56.8               | P                  | P |
| Province                        |  |  |  | 75.6   |                    |                    | 62.6                    |                    |                    | 68.5               |                    |   |
| <u><b>Percent of Passes</b></u> |  |  |  |  |                    |                    |                         |                    |                    |                    |                    |   |
| School                          |  |  |  |  |                    |                    |                         |                    |                    |                    |                    |   |
| District                        |  |  |  | 100.0  | P                  | P                  | 50.0                    | P                  | P                  | 75.0               | P                  | P |
| Province                        |  |  |  | 96.2   |                    |                    | 77.2                    |                    |                    | 91.5               |                    |   |

**Average Scores**



**Percent Passes**



\* Data from the High School Certification System. The results from supplementary courses are not reflected in these results. All students obtaining a score of 48 or 49 on the final mark, were adjusted to 50 and are reflected in the Final Mark column.



District 5 - Conseil scolaire francophone

#107 - École Ste-Anne, La Grand'Terre

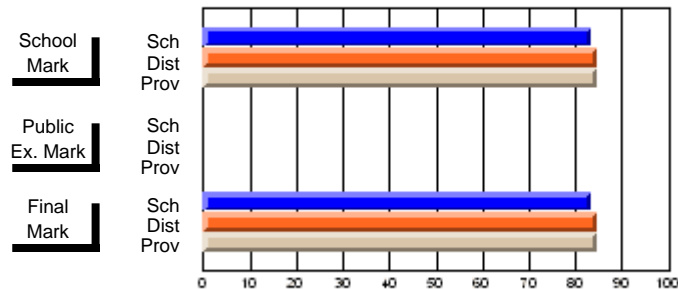
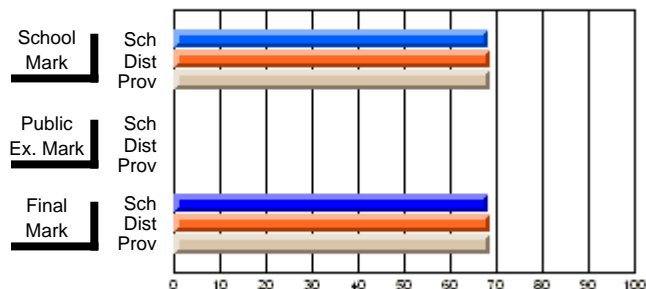
Grades: K-10,12

**Subject: Français langue première**

|                                    |                    |                    |                    |  |                         |                    |                    |  |                   |                    |                    |
|------------------------------------|--------------------|--------------------|--------------------|--|-------------------------|--------------------|--------------------|--|-------------------|--------------------|--------------------|
| Course: FRENCH FIRST LANGUAGE 1230 |                    |                    |                    |  |                         |                    |                    |  |                   |                    |                    |
| # students in course: 12           |                    |                    |                    |  |                         |                    |                    |  |                   |                    |                    |
|                                    | <b>School Mark</b> | School vs District | School vs Province |  | <b>Public Exam Mark</b> | School vs District | School vs Province |  | <b>Final Mark</b> | School vs District | School vs Province |
| <b>Average Score</b>               | <b>68.2</b>        |                    |                    |  |                         |                    |                    |  | <b>68.2</b>       |                    |                    |
| School                             | 68.2               |                    |                    |  |                         |                    |                    |  | 68.2              |                    |                    |
| District                           | 68.6               | q                  | q                  |  |                         |                    |                    |  | 68.6              | q                  | q                  |
| Province                           | 68.6               |                    |                    |  |                         |                    |                    |  | 68.6              |                    |                    |
| <b>Percent of Passes</b>           | <b>83.3</b>        |                    |                    |  |                         |                    |                    |  | <b>83.3</b>       |                    |                    |
| School                             | 83.3               |                    |                    |  |                         |                    |                    |  | 83.3              |                    |                    |
| District                           | 84.6               | q                  | q                  |  |                         |                    |                    |  | 84.6              | q                  | q                  |
| Province                           | 84.6               |                    |                    |  |                         |                    |                    |  | 84.6              |                    |                    |

**Average Scores**

**Percent Passes**



\* Data from the High School Certification System. The results from supplementary courses are not reflected in these results. All students obtaining a score of 48 or 49 on the final mark, were adjusted to 50 and are reflected in the Final Mark column.

District 5 - Conseil scolaire francophone

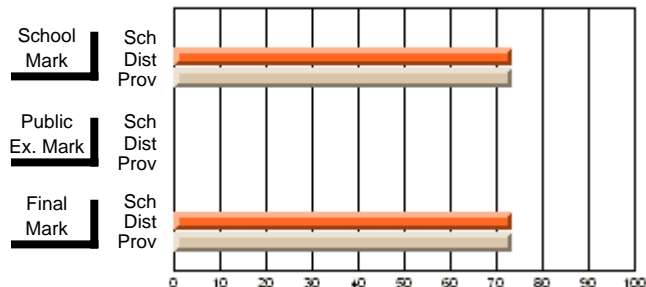
#107 - École Ste-Anne, La Grand'Terre

Grades: K-10,12

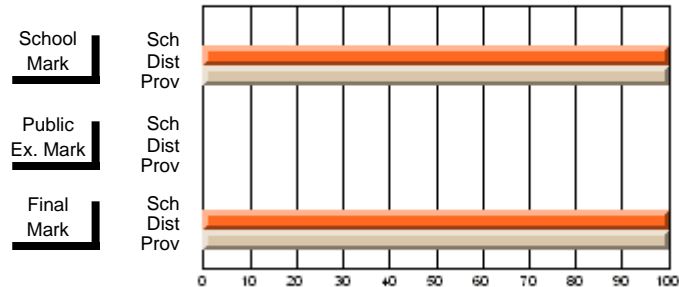
**Subject: Français langue première**

|                                    |                    |                    |                    |  |                    |                    |                   |                    |                    |
|------------------------------------|--------------------|--------------------|--------------------|--|--------------------|--------------------|-------------------|--------------------|--------------------|
| Course: FRENCH FIRST LANGUAGE 3230 |                    |                    |                    | School data has 5 or fewer students. Data withheld for reasons of confidentiality. |                    |                    |                   |                    |                    |
| # students in course: 3            |                    |                    |                    |  |                    |                    |                   |                    |                    |
|                                    | <b>School Mark</b> | School vs District | School vs Province | <b>Public Exam Mark</b>  | School vs District | School vs Province | <b>Final Mark</b> | School vs District | School vs Province |
| <b>Average Score</b>               |                    |                    |                    |  |                    |                    |                   |                    |                    |
| School                             |                    |                    |                    |  |                    |                    |                   |                    |                    |
| District                           | 73.5               | q                  | q                  |  |                    |                    | 73.5              | q                  | q                  |
| Province                           | 73.5               |                    |                    |  |                    |                    | 73.5              |                    |                    |
| <b>Percent of Passes</b>           |                    |                    |                    |  |                    |                    |                   |                    |                    |
| School                             |                    |                    |                    |  |                    |                    |                   |                    |                    |
| District                           | 100.0              | P                  | P                  |  |                    |                    | 100.0             | P                  | P                  |
| Province                           | 100.0              |                    |                    |  |                    |                    | 100.0             |                    |                    |

**Average Scores**



**Percent Passes**



\* Data from the High School Certification System. The results from supplementary courses are not reflected in these results. All students obtaining a score of 48 or 49 on the final mark, were adjusted to 50 and are reflected in the Final Mark column.

District 5 - Conseil scolaire francophone

#107 - École Ste-Anne, La Grand'Terre

Grades: K-10,12

**Subject: Science**

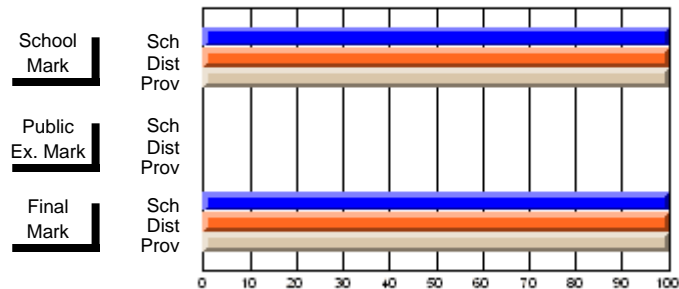
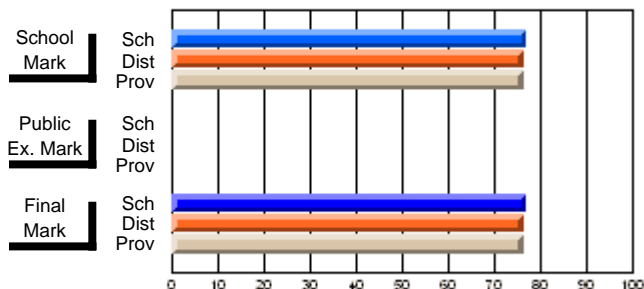
Course: BIOLOGIE 2231

# students in course: 12

|                          | <b>School Mark</b> | School vs District | School vs Province | <b>Public Exam Mark</b> | School vs District | School vs Province | <b>Final Mark</b> | School vs District | School vs Province |
|--------------------------|--------------------|--------------------|--------------------|-------------------------|--------------------|--------------------|-------------------|--------------------|--------------------|
| <b>Average Score</b>     | <b>76.8</b>        |                    |                    |                         |                    |                    | <b>76.8</b>       |                    |                    |
| School                   | 76.8               |                    |                    |                         |                    |                    | 76.8              |                    |                    |
| District                 | 76.2               | P                  | P                  |                         |                    |                    | 76.2              | P                  | P                  |
| Province                 | 76.2               |                    |                    |                         |                    |                    | 76.2              |                    |                    |
| <b>Percent of Passes</b> | <b>100.0</b>       |                    |                    |                         |                    |                    | <b>100.0</b>      |                    |                    |
| School                   | 100.0              |                    |                    |                         |                    |                    | 100.0             |                    |                    |
| District                 | 100.0              | P                  | P                  |                         |                    |                    | 100.0             | P                  | P                  |
| Province                 | 100.0              |                    |                    |                         |                    |                    | 100.0             |                    |                    |

**Average Scores**

**Percent Passes**



\* Data from the High School Certification System. The results from supplementary courses are not reflected in these results. All students obtaining a score of 48 or 49 on the final mark, were adjusted to 50 and are reflected in the Final Mark column.

District 5 - Conseil scolaire francophone

#107 - École Ste-Anne, La Grand'Terre

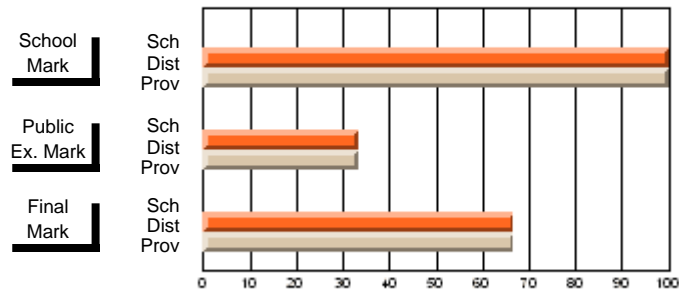
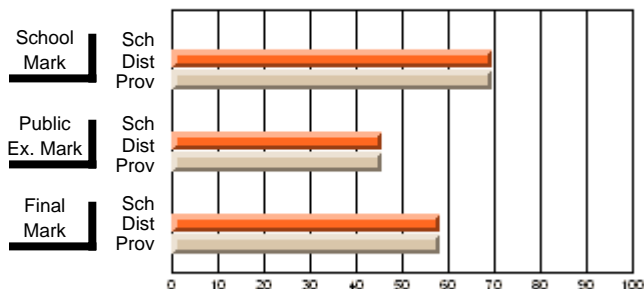
Grades: K-10,12

**Subject: Science**

|                          |                    |                    |                    |  |                    |                    |                   |                    |                    |
|--------------------------|--------------------|--------------------|--------------------|--|--------------------|--------------------|-------------------|--------------------|--------------------|
| Course: BIOLOGIE 3231    |                    |                    |                    | School data has 5 or fewer students. Data withheld for reasons of confidentiality. |                    |                    |                   |                    |                    |
| # students in course: 3  |                    |                    |                    |  |                    |                    |                   |                    |                    |
|                          | <b>School Mark</b> | School vs District | School vs Province | <b>Public Exam Mark</b>  | School vs District | School vs Province | <b>Final Mark</b> | School vs District | School vs Province |
| <b>Average Score</b>     |                    |                    |                    |  |                    |                    |                   |                    |                    |
| School                   |                    |                    |                    |  |                    |                    |                   |                    |                    |
| District                 | 69.7               | P                  | P                  | 45.5   | q                  | q                  | 58.3              | P                  | P                  |
| Province                 | 69.7               |                    |                    | 45.5   |                    |                    | 58.3              |                    |                    |
| <b>Percent of Passes</b> |                    |                    |                    |  |                    |                    |                   |                    |                    |
| School                   |                    |                    |                    |  |                    |                    |                   |                    |                    |
| District                 | 100.0              | P                  | P                  | 33.3   | P                  | P                  | 66.7              | P                  | P                  |
| Province                 | 100.0              |                    |                    | 33.3   |                    |                    | 66.7              |                    |                    |

**Average Scores**

**Percent Passes**



\* Data from the High School Certification System. The results from supplementary courses are not reflected in these results. All students obtaining a score of 48 or 49 on the final mark, were adjusted to 50 and are reflected in the Final Mark column.

District 5 - Conseil scolaire francophone

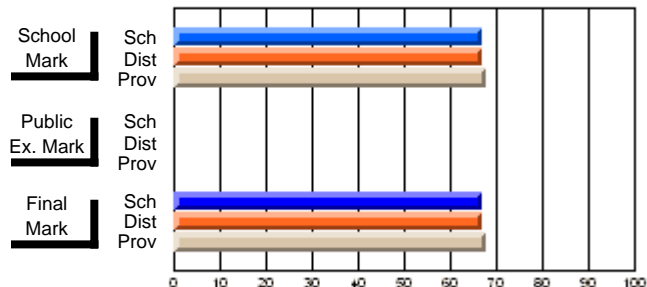
#107 - École Ste-Anne, La Grand'Terre

Grades: K-10,12

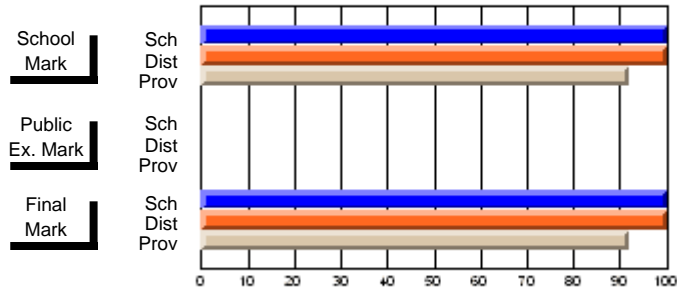
**Subject: English Language**

|                          |                    |                    |                    |  |                         |                    |                    |  |                   |                    |                    |
|--------------------------|--------------------|--------------------|--------------------|--|-------------------------|--------------------|--------------------|--|-------------------|--------------------|--------------------|
| Course: ENGLISH 1201     |                    |                    |                    |  |                         |                    |                    |  |                   |                    |                    |
| # students in course: 12 |                    |                    |                    |  |                         |                    |                    |  |                   |                    |                    |
|                          | <b>School Mark</b> | School vs District | School vs Province |  | <b>Public Exam Mark</b> | School vs District | School vs Province |  | <b>Final Mark</b> | School vs District | School vs Province |
| <b>Average Score</b>     |                    |                    |                    |  |                         |                    |                    |  |                   |                    |                    |
| School                   | <b>67.0</b>        |                    |                    |  |                         |                    |                    |  | <b>67.0</b>       |                    |                    |
| District                 | 67.0               | P                  | Q                  |  |                         |                    |                    |  | 67.0              | P                  | Q                  |
| Province                 | 67.7               |                    |                    |  |                         |                    |                    |  | 67.7              |                    |                    |
| <b>Percent of Passes</b> |                    |                    |                    |  |                         |                    |                    |  |                   |                    |                    |
| School                   | <b>100.0</b>       |                    |                    |  |                         |                    |                    |  | <b>100.0</b>      |                    |                    |
| District                 | 100.0              | P                  | P                  |  |                         |                    |                    |  | 100.0             | P                  | P                  |
| Province                 | 92.0               |                    |                    |  |                         |                    |                    |  | 92.0              |                    |                    |

**Average Scores**



**Percent Passes**



\* Data from the High School Certification System. The results from supplementary courses are not reflected in these results. All students obtaining a score of 48 or 49 on the final mark, were adjusted to 50 and are reflected in the Final Mark column.

District 5 - Conseil scolaire francophone

#107 - École Ste-Anne, La Grand'Terre

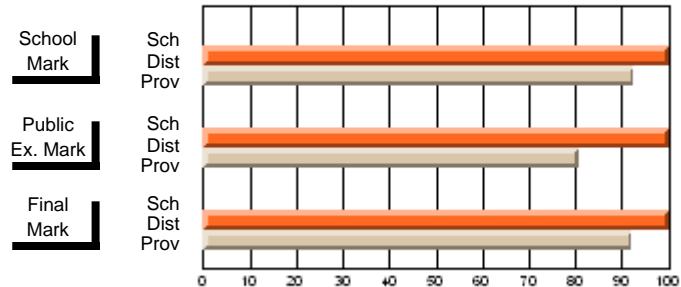
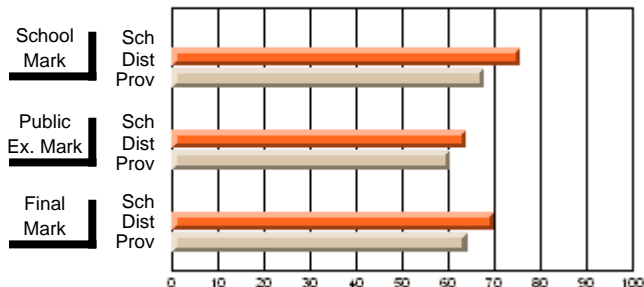
Grades: K-10,12

**Subject: English Language**

|                          |                    |                    |                    |  |                    |                    |                   |                    |                    |
|--------------------------|--------------------|--------------------|--------------------|--|--------------------|--------------------|-------------------|--------------------|--------------------|
| Course: ENGLISH 3201     |                    |                    |                    | School data has 5 or fewer students. Data withheld for reasons of confidentiality. |                    |                    |                   |                    |                    |
| # students in course: 1  |                    |                    |                    |  |                    |                    |                   |                    |                    |
|                          | <b>School Mark</b> | School vs District | School vs Province | <b>Public Exam Mark</b>  | School vs District | School vs Province | <b>Final Mark</b> | School vs District | School vs Province |
| <b>Average Score</b>     |                    |                    |                    |  |                    |                    |                   |                    |                    |
| School                   |                    |                    |                    |  |                    |                    |                   |                    |                    |
| District                 | 75.5               | P                  | P                  | 64.0   | P                  | P                  | 70.0              | P                  | P                  |
| Province                 | 67.9               |                    |                    | 60.3   |                    |                    | 64.1              |                    |                    |
| <b>Percent of Passes</b> |                    |                    |                    |  |                    |                    |                   |                    |                    |
| School                   |                    |                    |                    |  |                    |                    |                   |                    |                    |
| District                 | 100.0              | P                  | P                  | 100.0  | P                  | P                  | 100.0             | P                  | P                  |
| Province                 | 92.6               |                    |                    | 80.8   |                    |                    | 92.1              |                    |                    |

**Average Scores**

**Percent Passes**



\* Data from the High School Certification System. The results from supplementary courses are not reflected in these results. All students obtaining a score of 48 or 49 on the final mark, were adjusted to 50 and are reflected in the Final Mark column.

District 5 - Conseil scolaire francophone

#107 - École Ste-Anne, La Grand'Terre

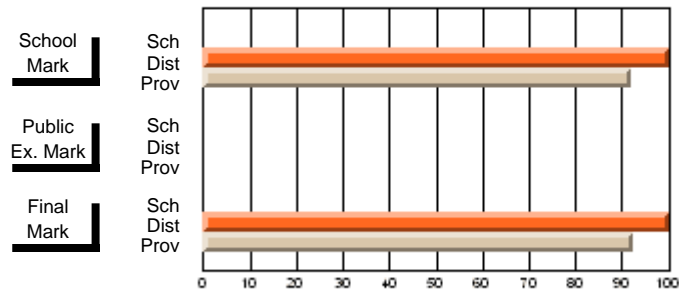
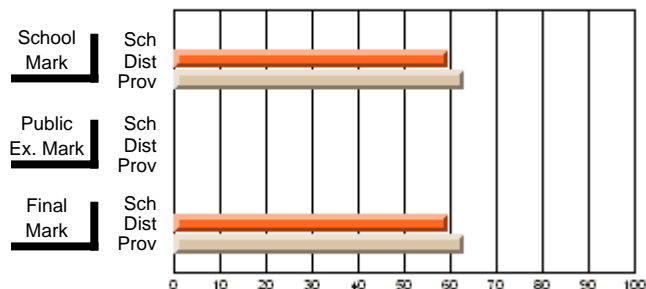
Grades: K-10,12

**Subject: English Language**

|                                 |                    |                    |  |                         |                    |                    |                   |                    |                    |
|---------------------------------|--------------------|--------------------|--|-------------------------|--------------------|--------------------|-------------------|--------------------|--------------------|
| Course: ENGLISH 3202            |                    |                    | School data has 5 or fewer students. Data withheld for reasons of confidentiality. |                         |                    |                    |                   |                    |                    |
| # students in course: 2         |                    |                    |  |                         |                    |                    |                   |                    |                    |
|                                 | <b>School Mark</b> | School vs District | School vs Province   | <b>Public Exam Mark</b> | School vs District | School vs Province | <b>Final Mark</b> | School vs District | School vs Province |
| <u><b>Average Score</b></u>     |                    |                    |  |                         |                    |                    |                   |                    |                    |
| School                          |                    |                    |  |                         |                    |                    |                   |                    |                    |
| District                        | 59.5               | P                  | Q  |                         |                    |                    | 59.5              | P                  | Q                  |
| Province                        | 63.1               |                    |  |                         |                    |                    | 63.1              |                    |                    |
| <u><b>Percent of Passes</b></u> |                    |                    |  |                         |                    |                    |                   |                    |                    |
| School                          |                    |                    |  |                         |                    |                    |                   |                    |                    |
| District                        | 100.0              | P                  | P  |                         |                    |                    | 100.0             | P                  | P                  |
| Province                        | 92.0               |                    |  |                         |                    |                    | 92.2              |                    |                    |

**Average Scores**

**Percent Passes**



\* Data from the High School Certification System. The results from supplementary courses are not reflected in these results. All students obtaining a score of 48 or 49 on the final mark, were adjusted to 50 and are reflected in the Final Mark column.

District 5 - Conseil scolaire francophone

#459 - Centre éducatif l'ENVOL, Labrador City

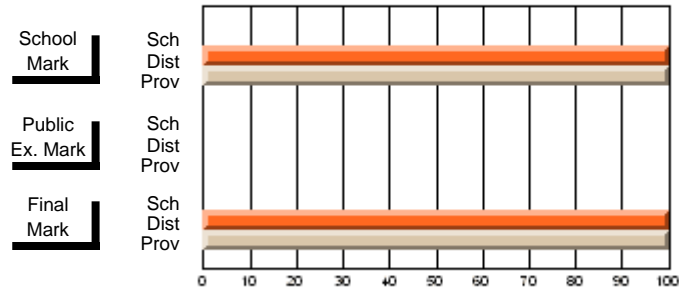
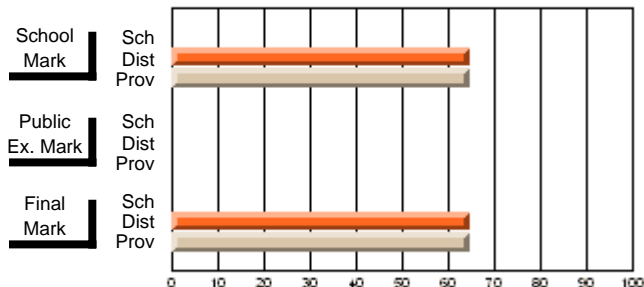
Grades: K-7,9,11

**Subject: Mathematics**

|                          |                    |                    |                    |  |                    |                    |                   |                    |                    |
|--------------------------|--------------------|--------------------|--------------------|--|--------------------|--------------------|-------------------|--------------------|--------------------|
| Course: MATHEMATICS 2231 |                    |                    |                    | School data has 5 or fewer students. Data withheld for reasons of confidentiality. |                    |                    |                   |                    |                    |
| # students in course: 2  |                    |                    |                    |  |                    |                    |                   |                    |                    |
|                          | <b>School Mark</b> | School vs District | School vs Province | <b>Public Exam Mark</b>  | School vs District | School vs Province | <b>Final Mark</b> | School vs District | School vs Province |
| <b>Average Score</b>     |                    |                    |                    |  |                    |                    |                   |                    |                    |
| School                   |                    |                    |                    |  |                    |                    |                   |                    |                    |
| District                 | 64.5               | P                  | P                  |  |                    |                    | 64.5              | P                  | P                  |
| Province                 | 64.5               |                    |                    |  |                    |                    | 64.5              |                    |                    |
| <b>Percent of Passes</b> |                    |                    |                    |  |                    |                    |                   |                    |                    |
| School                   |                    |                    |                    |  |                    |                    |                   |                    |                    |
| District                 | 100.0              | P                  | P                  |  |                    |                    | 100.0             | P                  | P                  |
| Province                 | 100.0              |                    |                    |  |                    |                    | 100.0             |                    |                    |

**Average Scores**

**Percent Passes**



\* Data from the High School Certification System. The results from supplementary courses are not reflected in these results. All students obtaining a score of 48 or 49 on the final mark, were adjusted to 50 and are reflected in the Final Mark column.



District 5 - Conseil scolaire francophone

#459 - Centre éducatif l'ENVOL, Labrador City

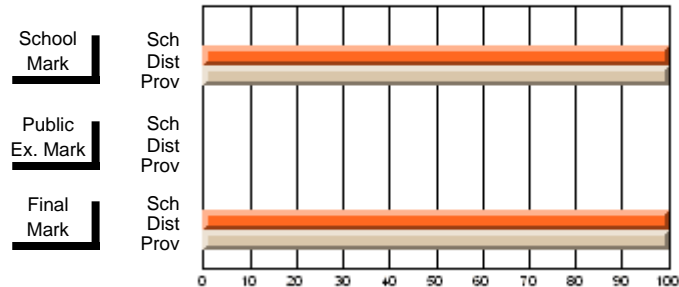
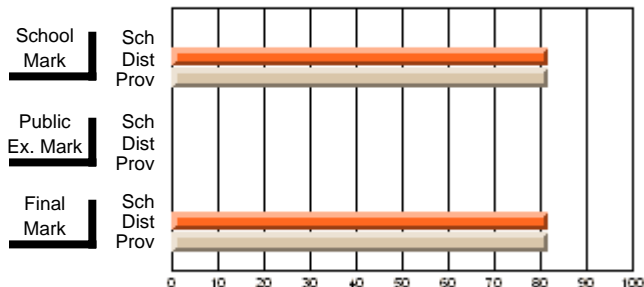
Grades: K-7,9,11

**Subject: Physical Education**

|                                 |                    |                    |                    |  |                    |                    |                   |                    |                    |
|---------------------------------|--------------------|--------------------|--------------------|--|--------------------|--------------------|-------------------|--------------------|--------------------|
| Course: EDUCATION PHYSIQUE 2243 |                    |                    |                    | School data has 5 or fewer students. Data withheld for reasons of confidentiality. |                    |                    |                   |                    |                    |
| # students in course: 2         |                    |                    |                    |  |                    |                    |                   |                    |                    |
|                                 | <b>School Mark</b> | School vs District | School vs Province | <b>Public Exam Mark</b>  | School vs District | School vs Province | <b>Final Mark</b> | School vs District | School vs Province |
| <b>Average Score</b>            |                    |                    |                    |  |                    |                    |                   |                    |                    |
| School                          |                    |                    |                    |  |                    |                    |                   |                    |                    |
| District                        | 81.5               | P                  | P                  |  |                    |                    | 81.5              | P                  | P                  |
| Province                        | 81.5               |                    |                    |  |                    |                    | 81.5              |                    |                    |
| <b>Percent of Passes</b>        |                    |                    |                    |  |                    |                    |                   |                    |                    |
| School                          |                    |                    |                    |  |                    |                    |                   |                    |                    |
| District                        | 100.0              | P                  | P                  |  |                    |                    | 100.0             | P                  | P                  |
| Province                        | 100.0              |                    |                    |  |                    |                    | 100.0             |                    |                    |

**Average Scores**

**Percent Passes**



\* Data from the High School Certification System. The results from supplementary courses are not reflected in these results. All students obtaining a score of 48 or 49 on the final mark, were adjusted to 50 and are reflected in the Final Mark column.

District 5 - Conseil scolaire francophone

#459 - Centre éducatif l'ENVOL, Labrador City

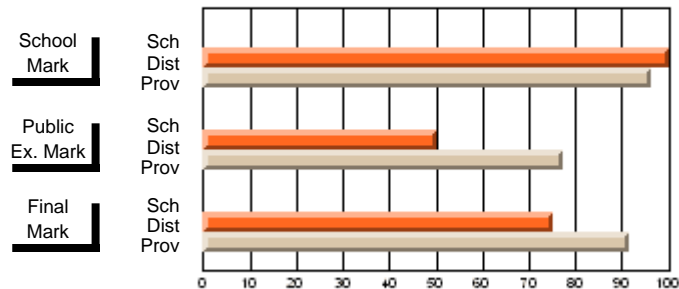
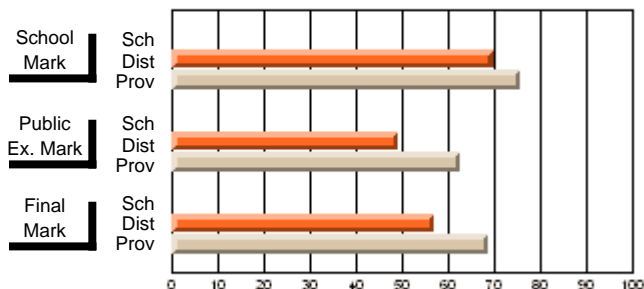
Grades: K-7,9,11

**Subject: Social Studies**

|                                |                    |                    |                    |  |                    |                    |                   |                    |                    |
|--------------------------------|--------------------|--------------------|--------------------|--|--------------------|--------------------|-------------------|--------------------|--------------------|
| Course: HISTOIRE MONDIALE 3231 |                    |                    |                    | School data has 5 or fewer students. Data withheld for reasons of confidentiality. |                    |                    |                   |                    |                    |
| # students in course: 2        |                    |                    |                    |  |                    |                    |                   |                    |                    |
|                                | <b>School Mark</b> | School vs District | School vs Province | <b>Public Exam Mark</b>  | School vs District | School vs Province | <b>Final Mark</b> | School vs District | School vs Province |
| <b>Average Score</b>           |                    |                    |                    |  |                    |                    |                   |                    |                    |
| School                         |                    |                    |                    |  |                    |                    |                   |                    |                    |
| District                       | 69.8               | q                  | q                  | 49.0   | q                  | q                  | 56.8              | q                  | q                  |
| Province                       | 75.6               |                    |                    | 62.6   |                    |                    | 68.5              |                    |                    |
| <b>Percent of Passes</b>       |                    |                    |                    |  |                    |                    |                   |                    |                    |
| School                         |                    |                    |                    |  |                    |                    |                   |                    |                    |
| District                       | 100.0              | P                  | P                  | 50.0   | q                  | q                  | 75.0              | q                  | q                  |
| Province                       | 96.2               |                    |                    | 77.2   |                    |                    | 91.5              |                    |                    |

**Average Scores**

**Percent Passes**



\* Data from the High School Certification System. The results from supplementary courses are not reflected in these results. All students obtaining a score of 48 or 49 on the final mark, were adjusted to 50 and are reflected in the Final Mark column.

District 5 - Conseil scolaire francophone

#459 - Centre éducatif l'ENVOL, Labrador City

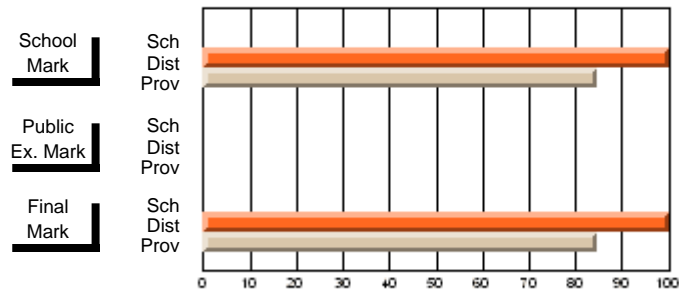
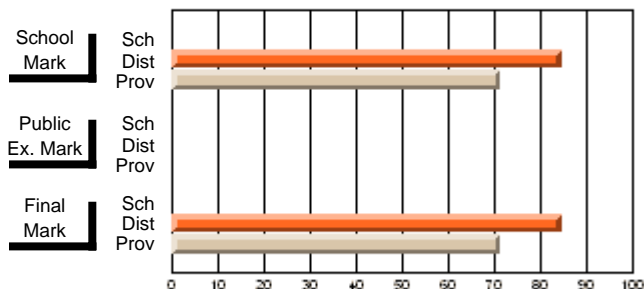
Grades: K-7,9,11

**Subject: Français langue première**

|                                    |  |  |  |  |                    |                    |                         |                    |                    |                   |                    |                    |
|------------------------------------|--|--|--|--|--------------------|--------------------|-------------------------|--------------------|--------------------|-------------------|--------------------|--------------------|
| Course: FRENCH FIRST LANGUAGE 2230 |  |  |  | School data has 5 or fewer students. Data withheld for reasons of confidentiality. |                    |                    |                         |                    |                    |                   |                    |                    |
| # students in course: 2            |  |  |  |  |                    |                    |                         |                    |                    |                   |                    |                    |
|                                    |  |  |  | <b>School Mark</b>   | School vs District | School vs Province | <b>Public Exam Mark</b> | School vs District | School vs Province | <b>Final Mark</b> | School vs District | School vs Province |
| <u><b>Average Score</b></u>        |  |  |  |  |                    |                    |                         |                    |                    |                   |                    |                    |
| School                             |  |  |  |  |                    |                    |                         |                    |                    |                   |                    |                    |
| District                           |  |  |  | 84.5   | P                  | P                  |                         |                    |                    | 84.5              | P                  | P                  |
| Province                           |  |  |  | 71.1   |                    |                    |                         |                    |                    | 71.1              |                    |                    |
| <u><b>Percent of Passes</b></u>    |  |  |  |  |                    |                    |                         |                    |                    |                   |                    |                    |
| School                             |  |  |  |  |                    |                    |                         |                    |                    |                   |                    |                    |
| District                           |  |  |  | 100.0  | P                  | P                  |                         |                    |                    | 100.0             | P                  | P                  |
| Province                           |  |  |  | 84.6   |                    |                    |                         |                    |                    | 84.6              |                    |                    |

**Average Scores**

**Percent Passes**



\* Data from the High School Certification System. The results from supplementary courses are not reflected in these results. All students obtaining a score of 48 or 49 on the final mark, were adjusted to 50 and are reflected in the Final Mark column.

District 5 - Conseil scolaire francophone

#459 - Centre éducatif l'ENVOL, Labrador City

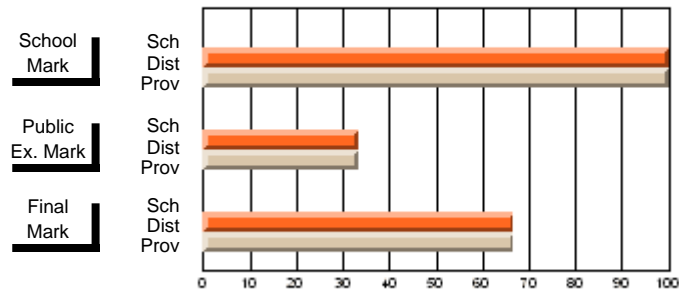
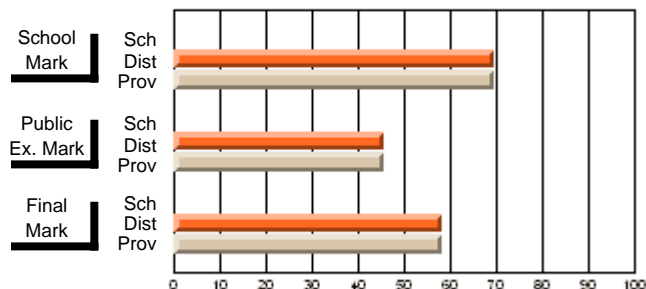
Grades: K-7,9,11

**Subject: Science**

|                          |                    |                    |                    |  |                    |                    |                   |                    |                    |
|--------------------------|--------------------|--------------------|--------------------|--|--------------------|--------------------|-------------------|--------------------|--------------------|
| Course: BIOLOGIE 3231    |                    |                    |                    | School data has 5 or fewer students. Data withheld for reasons of confidentiality. |                    |                    |                   |                    |                    |
| # students in course: 2  |                    |                    |                    |  |                    |                    |                   |                    |                    |
|                          | <b>School Mark</b> | School vs District | School vs Province | <b>Public Exam Mark</b>  | School vs District | School vs Province | <b>Final Mark</b> | School vs District | School vs Province |
| <b>Average Score</b>     |                    |                    |                    |  |                    |                    |                   |                    |                    |
| School                   |                    |                    |                    |  |                    |                    |                   |                    |                    |
| District                 | 69.7               | q                  | q                  | 45.5   | q                  | q                  | 58.3              | q                  | q                  |
| Province                 | 69.7               |                    |                    | 45.5   |                    |                    | 58.3              |                    |                    |
| <b>Percent of Passes</b> |                    |                    |                    |  |                    |                    |                   |                    |                    |
| School                   |                    |                    |                    |  |                    |                    |                   |                    |                    |
| District                 | 100.0              | P                  | P                  | 33.3   | q                  | q                  | 66.7              | q                  | q                  |
| Province                 | 100.0              |                    |                    | 33.3   |                    |                    | 66.7              |                    |                    |

**Average Scores**

**Percent Passes**



\* Data from the High School Certification System. The results from supplementary courses are not reflected in these results. All students obtaining a score of 48 or 49 on the final mark, were adjusted to 50 and are reflected in the Final Mark column.

District 5 - Conseil scolaire francophone

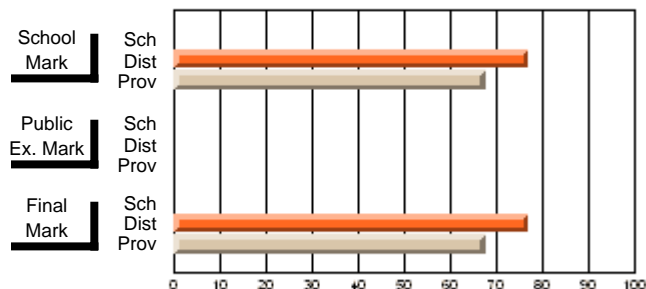
#459 - Centre éducatif l'ENVOL, Labrador City

Grades: K-7,9,11

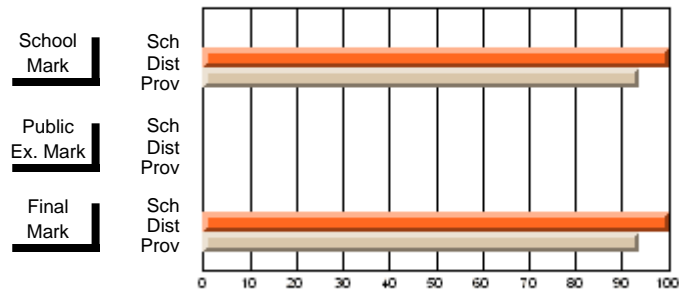
**Subject: English Language**

|                          |                    |                    |  |                         |                    |                    |                   |                    |                    |
|--------------------------|--------------------|--------------------|--|-------------------------|--------------------|--------------------|-------------------|--------------------|--------------------|
| Course: ENGLISH 2201     |                    |                    | School data has 5 or fewer students. Data withheld for reasons of confidentiality. |                         |                    |                    |                   |                    |                    |
| # students in course: 1  | <b>School Mark</b> | School vs District | School vs Province   | <b>Public Exam Mark</b> | School vs District | School vs Province | <b>Final Mark</b> | School vs District | School vs Province |
| <b>Average Score</b>     |                    |                    |  |                         |                    |                    |                   |                    |                    |
| School                   |                    |                    |  |                         |                    |                    |                   |                    |                    |
| District                 | 77.0               | P                  | P  |                         |                    |                    | 77.0              | P                  | P                  |
| Province                 | 67.6               |                    |  |                         |                    |                    | 67.6              |                    |                    |
| <b>Percent of Passes</b> |                    |                    |  |                         |                    |                    |                   |                    |                    |
| School                   |                    |                    |  |                         |                    |                    |                   |                    |                    |
| District                 | 100.0              | P                  | P  |                         |                    |                    | 100.0             | P                  | P                  |
| Province                 | 93.7               |                    |  |                         |                    |                    | 93.7              |                    |                    |

**Average Scores**



**Percent Passes**



\* Data from the High School Certification System. The results from supplementary courses are not reflected in these results. All students obtaining a score of 48 or 49 on the final mark, were adjusted to 50 and are reflected in the Final Mark column.

District 5 - Conseil scolaire francophone

#459 - Centre éducatif l'ENVOL, Labrador City

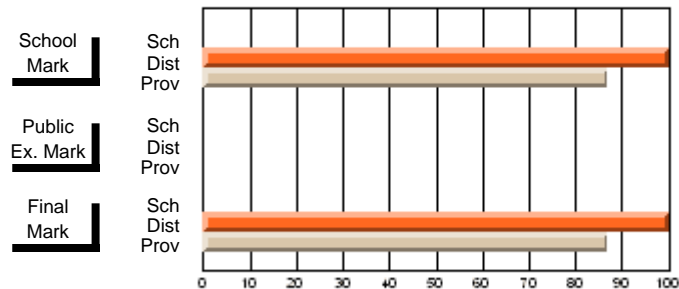
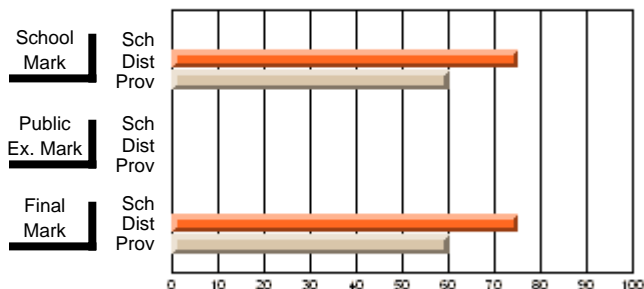
Grades: K-7,9,11

**Subject: English Language**

|                          |                    |                    |                    |  |                    |                    |                   |                    |                    |
|--------------------------|--------------------|--------------------|--------------------|--|--------------------|--------------------|-------------------|--------------------|--------------------|
| Course: ENGLISH 2202     |                    |                    |                    | School data has 5 or fewer students. Data withheld for reasons of confidentiality. |                    |                    |                   |                    |                    |
| # students in course: 2  |                    |                    |                    |  |                    |                    |                   |                    |                    |
|                          | <b>School Mark</b> | School vs District | School vs Province | <b>Public Exam Mark</b>  | School vs District | School vs Province | <b>Final Mark</b> | School vs District | School vs Province |
| <b>Average Score</b>     |                    |                    |                    |  |                    |                    |                   |                    |                    |
| School                   |                    |                    |                    |  |                    |                    |                   |                    |                    |
| District                 | 75.0               | P                  | P                  |  |                    |                    | 75.0              | P                  | P                  |
| Province                 | 60.2               |                    |                    |  |                    |                    | 60.2              |                    |                    |
| <b>Percent of Passes</b> |                    |                    |                    |  |                    |                    |                   |                    |                    |
| School                   |                    |                    |                    |  |                    |                    |                   |                    |                    |
| District                 | 100.0              | P                  | P                  |  |                    |                    | 100.0             | P                  | P                  |
| Province                 | 87.0               |                    |                    |  |                    |                    | 87.0              |                    |                    |

**Average Scores**

**Percent Passes**



\* Data from the High School Certification System. The results from supplementary courses are not reflected in these results. All students obtaining a score of 48 or 49 on the final mark, were adjusted to 50 and are reflected in the Final Mark column.

District 5 - Conseil scolaire francophone

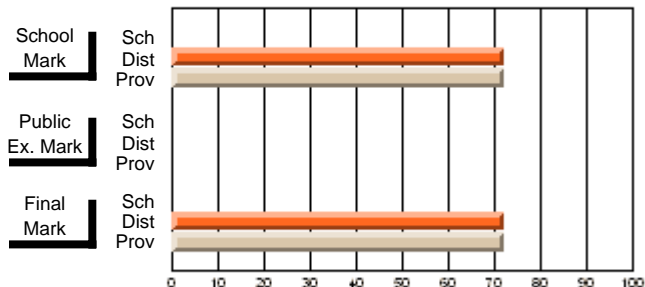
#460 - Centre scolaire et communautaire des Grands-Vents, S

Grades: K-5,7-10,12

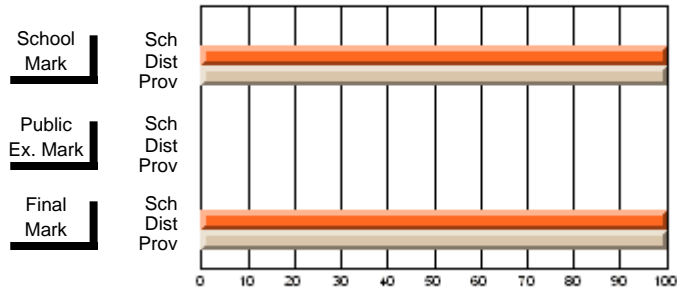
**Subject: Enterprise Education**

|  |  |  |  |  |                    |                    |                         |                    |                    |                   |                    |                    |
|--|--|--|--|--|--------------------|--------------------|-------------------------|--------------------|--------------------|-------------------|--------------------|--------------------|
| Course: AFFAIRES ET ENTREPRENEURIAT 1130 |  |  |  | School data has 5 or fewer students. Data withheld for reasons of confidentiality. |                    |                    |                         |                    |                    |                   |                    |                    |
| # students in course: 1                  |  |  |  |  |                    |                    |                         |                    |                    |                   |                    |                    |
|  |  |  |  | <b>School Mark</b>   | School vs District | School vs Province | <b>Public Exam Mark</b> | School vs District | School vs Province | <b>Final Mark</b> | School vs District | School vs Province |
| <u><b>Average Score</b></u>              |  |  |  |  |                    |                    |                         |                    |                    |                   |                    |                    |
| School                                   |  |  |  |  |                    |                    |                         |                    |                    |                   |                    |                    |
| District                                 |  |  |  | 72.0   | P                  | P                  |                         |                    |                    | 72.0              | P                  | P                  |
| Province                                 |  |  |  | 72.0   |                    |                    |                         |                    |                    | 72.0              |                    |                    |
| <u><b>Percent of Passes</b></u>          |  |  |  |  |                    |                    |                         |                    |                    |                   |                    |                    |
| School                                   |  |  |  |  |                    |                    |                         |                    |                    |                   |                    |                    |
| District                                 |  |  |  | 100.0  | P                  | P                  |                         |                    |                    | 100.0             | P                  | P                  |
| Province                                 |  |  |  | 100.0  |                    |                    |                         |                    |                    | 100.0             |                    |                    |

**Average Scores**



**Percent Passes**



\* Data from the High School Certification System. The results from supplementary courses are not reflected in these results. All students obtaining a score of 48 or 49 on the final mark, were adjusted to 50 and are reflected in the Final Mark column.

District 5 - Conseil scolaire francophone

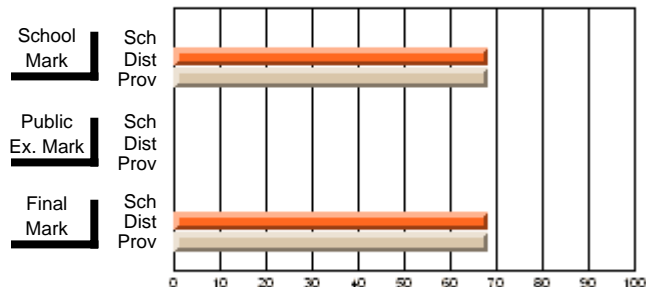
#460 - Centre scolaire et communautaire des Grands-Vents, S

Grades: K-5,7-10,12

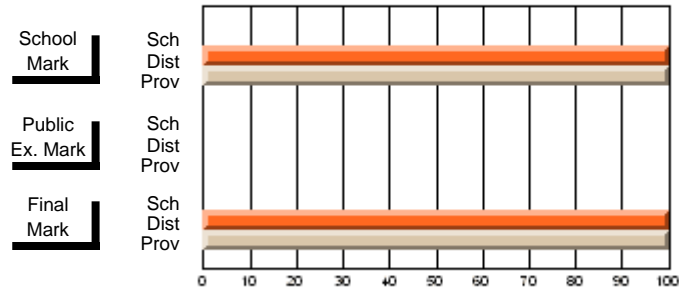
**Subject: Mathematics**

|                            |                    |                    |                    |  |                    |                    |                   |                    |                    |
|----------------------------|--------------------|--------------------|--------------------|--|--------------------|--------------------|-------------------|--------------------|--------------------|
| Course: MATHEMATIQUES 1231 |                    |                    |                    | School data has 5 or fewer students. Data withheld for reasons of confidentiality. |                    |                    |                   |                    |                    |
| # students in course: 1    |                    |                    |                    |  |                    |                    |                   |                    |                    |
|                            | <b>School Mark</b> | School vs District | School vs Province | <b>Public Exam Mark</b>  | School vs District | School vs Province | <b>Final Mark</b> | School vs District | School vs Province |
| <b>Average Score</b>       |                    |                    |                    |  |                    |                    |                   |                    |                    |
| School                     |                    |                    |                    |  |                    |                    |                   |                    |                    |
| District                   | 68.1               | P                  | P                  |  |                    |                    | 68.1              | P                  | P                  |
| Province                   | 68.1               |                    |                    |  |                    |                    | 68.1              |                    |                    |
| <b>Percent of Passes</b>   |                    |                    |                    |  |                    |                    |                   |                    |                    |
| School                     |                    |                    |                    |  |                    |                    |                   |                    |                    |
| District                   | 100.0              | P                  | P                  |  |                    |                    | 100.0             | P                  | P                  |
| Province                   | 100.0              |                    |                    |  |                    |                    | 100.0             |                    |                    |

**Average Scores**



**Percent Passes**



\* Data from the High School Certification System. The results from supplementary courses are not reflected in these results. All students obtaining a score of 48 or 49 on the final mark, were adjusted to 50 and are reflected in the Final Mark column.



District 5 - Conseil scolaire francophone

#460 - Centre scolaire et communautaire des Grands-Vents, S

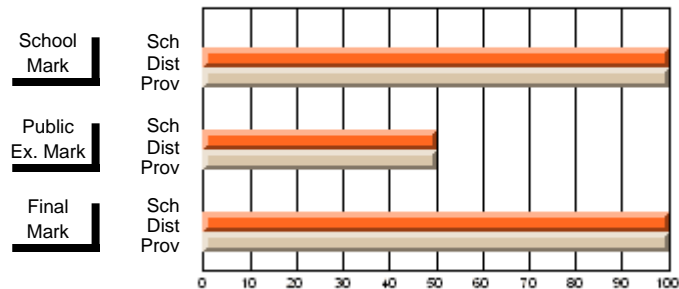
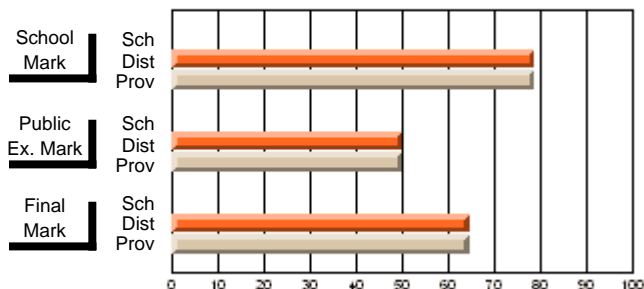
Grades: K-5,7-10,12

**Subject: Mathematics**

|                            |  |  |  |  |                    |                    |                         |                    |                    |                    |                    |   |
|----------------------------|--|--|--|--|--------------------|--------------------|-------------------------|--------------------|--------------------|--------------------|--------------------|---|
| Course: MATHEMATIQUES 3231 |  |  |  | School data has 5 or fewer students. Data withheld for reasons of confidentiality. |                    |                    |                         |                    |                    |                    |                    |   |
| # students in course: 1    |  |  |  | <b>School Mark</b>   |                    |                    | <b>Public Exam Mark</b> |                    |                    | <b>Final Mark</b>  |                    |   |
|                            |  |  |  | School vs District   | School vs Province | School vs District | School vs Province      | School vs District | School vs Province | School vs District | School vs Province |   |
| <b>Average Score</b>       |  |  |  |  |                    |                    |                         |                    |                    |                    |                    |   |
| School                     |  |  |  |  |                    |                    |                         |                    |                    |                    |                    |   |
| District                   |  |  |  | 78.5   | q                  | q                  | 50.0                    | q                  | q                  | 64.5               | q                  | q |
| Province                   |  |  |  | 78.5   |                    |                    | 50.0                    |                    |                    | 64.5               |                    |   |
| <b>Percent of Passes</b>   |  |  |  |  |                    |                    |                         |                    |                    |                    |                    |   |
| School                     |  |  |  |  |                    |                    |                         |                    |                    |                    |                    |   |
| District                   |  |  |  | 100.0  | P                  | P                  | 50.0                    | q                  | q                  | 100.0              | P                  | P |
| Province                   |  |  |  | 100.0  |                    |                    | 50.0                    |                    |                    | 100.0              |                    |   |

**Average Scores**

**Percent Passes**



\* Data from the High School Certification System. The results from supplementary courses are not reflected in these results. All students obtaining a score of 48 or 49 on the final mark, were adjusted to 50 and are reflected in the Final Mark column.

District 5 - Conseil scolaire francophone

#460 - Centre scolaire et communautaire des Grands-Vents, S

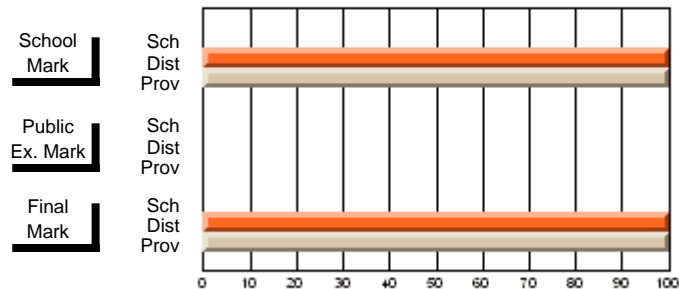
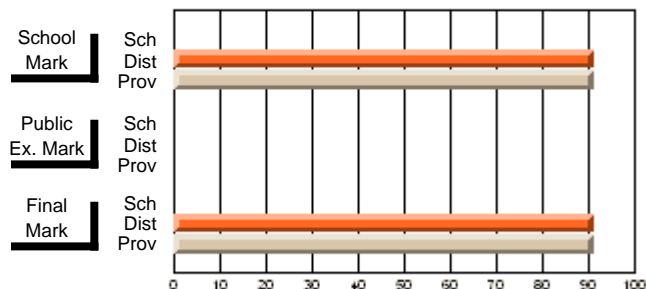
Grades: K-5,7-10,12

**Subject: Physical Education**

|                                 |                    |                    |                    |  |                    |                    |                   |                    |                    |
|---------------------------------|--------------------|--------------------|--------------------|--|--------------------|--------------------|-------------------|--------------------|--------------------|
| Course: EDUCATION PHYSIQUE 1243 |                    |                    |                    | School data has 5 or fewer students. Data withheld for reasons of confidentiality. |                    |                    |                   |                    |                    |
| # students in course: 1         |                    |                    |                    |  |                    |                    |                   |                    |                    |
|                                 | <b>School Mark</b> | School vs District | School vs Province | <b>Public Exam Mark</b>  | School vs District | School vs Province | <b>Final Mark</b> | School vs District | School vs Province |
| <b>Average Score</b>            |                    |                    |                    |  |                    |                    |                   |                    |                    |
| School                          |                    |                    |                    |  |                    |                    |                   |                    |                    |
| District                        | 91.0               | P                  | P                  |  |                    |                    | 91.0              | P                  | P                  |
| Province                        | 91.0               |                    |                    |  |                    |                    | 91.0              |                    |                    |
| <b>Percent of Passes</b>        |                    |                    |                    |  |                    |                    |                   |                    |                    |
| School                          |                    |                    |                    |  |                    |                    |                   |                    |                    |
| District                        | 100.0              | P                  | P                  |  |                    |                    | 100.0             | P                  | P                  |
| Province                        | 100.0              |                    |                    |  |                    |                    | 100.0             |                    |                    |

**Average Scores**

**Percent Passes**



\* Data from the High School Certification System. The results from supplementary courses are not reflected in these results. All students obtaining a score of 48 or 49 on the final mark, were adjusted to 50 and are reflected in the Final Mark column.

District 5 - Conseil scolaire francophone

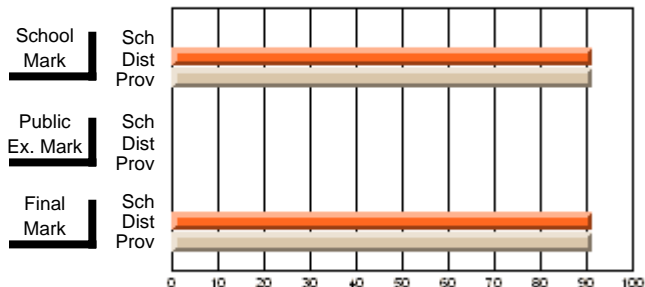
#460 - Centre scolaire et communautaire des Grands-Vents, S

Grades: K-5,7-10,12

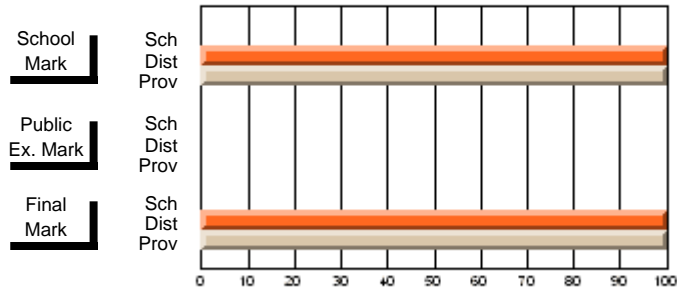
**Subject: Physical Education**

|                                 |                    |                    |                    |  |                    |                    |                   |                    |                    |
|---------------------------------|--------------------|--------------------|--------------------|--|--------------------|--------------------|-------------------|--------------------|--------------------|
| Course: EDUCATION PHYSIQUE 3243 |                    |                    |                    | School data has 5 or fewer students. Data withheld for reasons of confidentiality. |                    |                    |                   |                    |                    |
| # students in course: 1         |                    |                    |                    |  |                    |                    |                   |                    |                    |
|                                 | <b>School Mark</b> | School vs District | School vs Province | <b>Public Exam Mark</b>  | School vs District | School vs Province | <b>Final Mark</b> | School vs District | School vs Province |
| <b>Average Score</b>            |                    |                    |                    |  |                    |                    |                   |                    |                    |
| School                          |                    |                    |                    |  |                    |                    |                   |                    |                    |
| District                        | 91.3               | P                  | P                  |  |                    |                    | 91.3              | P                  | P                  |
| Province                        | 91.3               |                    |                    |  |                    |                    | 91.3              |                    |                    |
| <b>Percent of Passes</b>        |                    |                    |                    |  |                    |                    |                   |                    |                    |
| School                          |                    |                    |                    |  |                    |                    |                   |                    |                    |
| District                        | 100.0              | P                  | P                  |  |                    |                    | 100.0             | P                  | P                  |
| Province                        | 100.0              |                    |                    |  |                    |                    | 100.0             |                    |                    |

**Average Scores**



**Percent Passes**



\* Data from the High School Certification System. The results from supplementary courses are not reflected in these results. All students obtaining a score of 48 or 49 on the final mark, were adjusted to 50 and are reflected in the Final Mark column.

District 5 - Conseil scolaire francophone

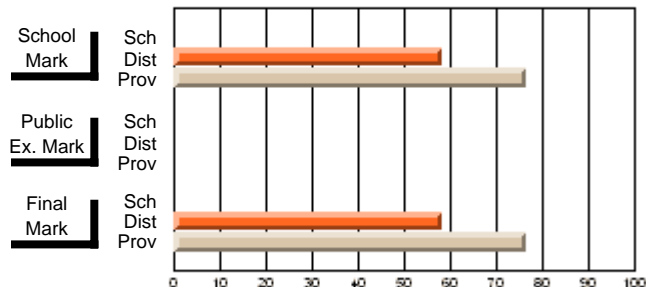
#460 - Centre scolaire et communautaire des Grands-Vents, S

Grades: K-5,7-10,12

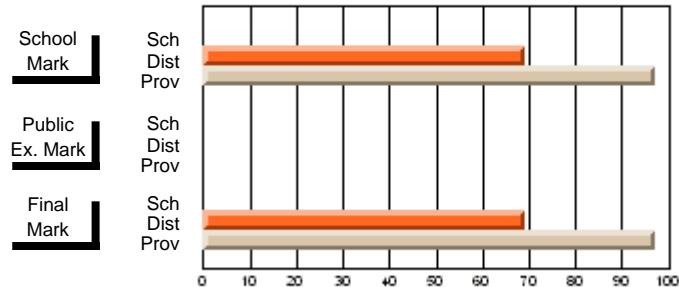
**Subject: Social Studies**

|                                   |                    |                    |                    |  |                    |                    |                   |                    |                    |
|-----------------------------------|--------------------|--------------------|--------------------|--|--------------------|--------------------|-------------------|--------------------|--------------------|
| Course: GEOGRAPHIE DU CANADA 1232 |                    |                    |                    | School data has 5 or fewer students. Data withheld for reasons of confidentiality. |                    |                    |                   |                    |                    |
| # students in course: 1           |                    |                    |                    |  |                    |                    |                   |                    |                    |
|                                   | <b>School Mark</b> | School vs District | School vs Province | <b>Public Exam Mark</b>  | School vs District | School vs Province | <b>Final Mark</b> | School vs District | School vs Province |
| <b>Average Score</b>              |                    |                    |                    |  |                    |                    |                   |                    |                    |
| School                            |                    |                    |                    |  |                    |                    |                   |                    |                    |
| District                          | 58.2               | P                  | Q                  |  |                    |                    | 58.2              | P                  | Q                  |
| Province                          | 76.4               |                    |                    |  |                    |                    | 76.4              |                    |                    |
| <b>Percent of Passes</b>          |                    |                    |                    |  |                    |                    |                   |                    |                    |
| School                            |                    |                    |                    |  |                    |                    |                   |                    |                    |
| District                          | 69.2               | P                  | P                  |  |                    |                    | 69.2              | P                  | P                  |
| Province                          | 97.0               |                    |                    |  |                    |                    | 97.0              |                    |                    |

**Average Scores**



**Percent Passes**



\* Data from the High School Certification System. The results from supplementary courses are not reflected in these results. All students obtaining a score of 48 or 49 on the final mark, were adjusted to 50 and are reflected in the Final Mark column.

District 5 - Conseil scolaire francophone

#460 - Centre scolaire et communautaire des Grands-Vents, S

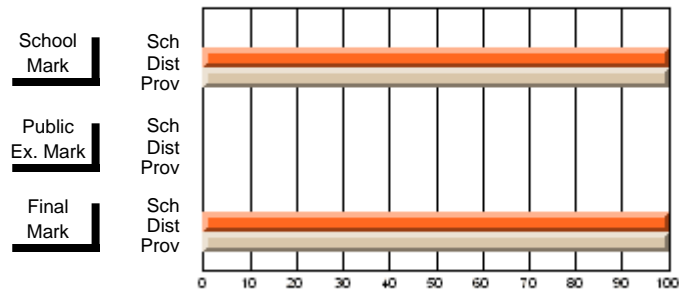
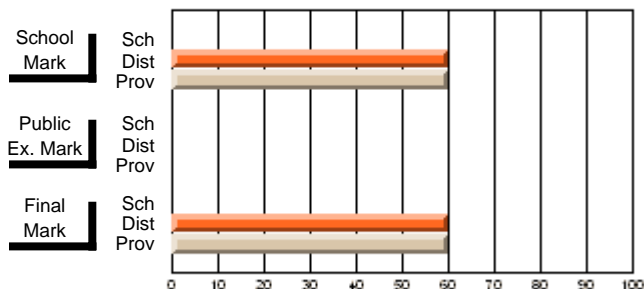
Grades: K-5,7-10,12

**Subject: Social Studies**

|                             |                    |                    |                    |  |                    |                    |                   |                    |                    |
|-----------------------------|--------------------|--------------------|--------------------|--|--------------------|--------------------|-------------------|--------------------|--------------------|
| Course: DROIT CANADIEN 2134 |                    |                    |                    | School data has 5 or fewer students. Data withheld for reasons of confidentiality. |                    |                    |                   |                    |                    |
| # students in course: 1     |                    |                    |                    |  |                    |                    |                   |                    |                    |
|                             | <b>School Mark</b> | School vs District | School vs Province | <b>Public Exam Mark</b>  | School vs District | School vs Province | <b>Final Mark</b> | School vs District | School vs Province |
| <b>Average Score</b>        |                    |                    |                    |  |                    |                    |                   |                    |                    |
| School                      |                    |                    |                    |  |                    |                    |                   |                    |                    |
| District                    | 60.0               | P                  | P                  |  |                    |                    | 60.0              | P                  | P                  |
| Province                    | 60.0               |                    |                    |  |                    |                    | 60.0              |                    |                    |
| <b>Percent of Passes</b>    |                    |                    |                    |  |                    |                    |                   |                    |                    |
| School                      |                    |                    |                    |  |                    |                    |                   |                    |                    |
| District                    | 100.0              | P                  | P                  |  |                    |                    | 100.0             | P                  | P                  |
| Province                    | 100.0              |                    |                    |  |                    |                    | 100.0             |                    |                    |

**Average Scores**

**Percent Passes**



\* Data from the High School Certification System. The results from supplementary courses are not reflected in these results. All students obtaining a score of 48 or 49 on the final mark, were adjusted to 50 and are reflected in the Final Mark column.

District 5 - Conseil scolaire francophone

#460 - Centre scolaire et communautaire des Grands-Vents, S

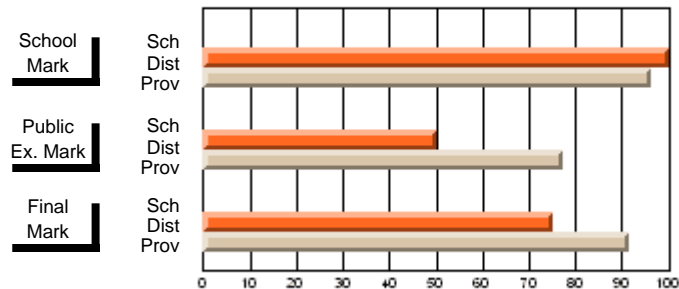
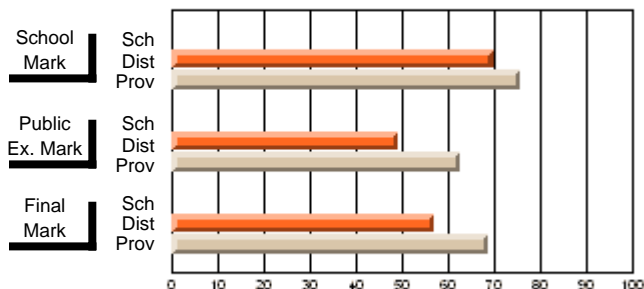
Grades: K-5,7-10,12

**Subject: Social Studies**

|                                |                    |                    |                    |  |                    |                    |                   |                    |                    |
|--------------------------------|--------------------|--------------------|--------------------|--|--------------------|--------------------|-------------------|--------------------|--------------------|
| Course: HISTOIRE MONDIALE 3231 |                    |                    |                    | School data has 5 or fewer students. Data withheld for reasons of confidentiality. |                    |                    |                   |                    |                    |
| # students in course: 1        |                    |                    |                    |  |                    |                    |                   |                    |                    |
|                                | <b>School Mark</b> | School vs District | School vs Province | <b>Public Exam Mark</b>  | School vs District | School vs Province | <b>Final Mark</b> | School vs District | School vs Province |
| <b>Average Score</b>           |                    |                    |                    |  |                    |                    |                   |                    |                    |
| School                         |                    |                    |                    |  |                    |                    |                   |                    |                    |
| District                       | 69.8               | P                  | Q                  | 49.0   | P                  | P                  | 56.8              | P                  | P                  |
| Province                       | 75.6               |                    |                    | 62.6   |                    |                    | 68.5              |                    |                    |
| <b>Percent of Passes</b>       |                    |                    |                    |  |                    |                    |                   |                    |                    |
| School                         |                    |                    |                    |  |                    |                    |                   |                    |                    |
| District                       | 100.0              | P                  | P                  | 50.0   | P                  | P                  | 75.0              | P                  | P                  |
| Province                       | 96.2               |                    |                    | 77.2   |                    |                    | 91.5              |                    |                    |

**Average Scores**

**Percent Passes**



\* Data from the High School Certification System. The results from supplementary courses are not reflected in these results. All students obtaining a score of 48 or 49 on the final mark, were adjusted to 50 and are reflected in the Final Mark column.

District 5 - Conseil scolaire francophone

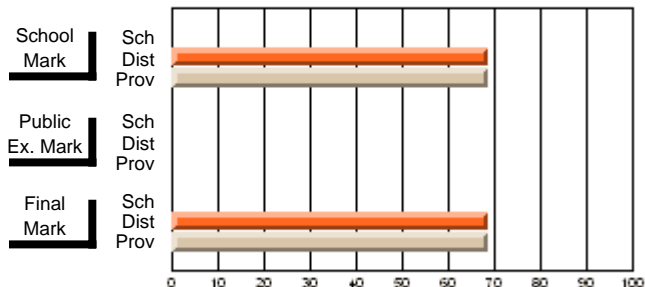
#460 - Centre scolaire et communautaire des Grands-Vents, S

Grades: K-5,7-10,12

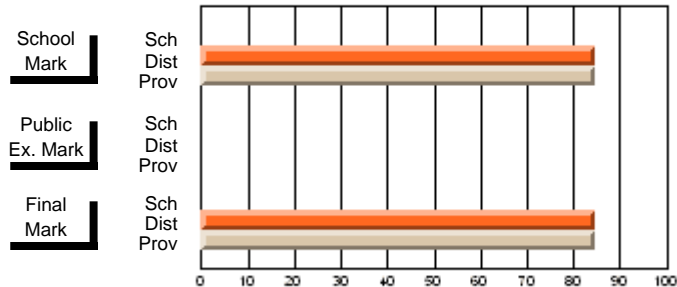
**Subject: Français langue première**

|                                    |                    |                    |                    |  |                    |                    |                   |                    |                    |
|------------------------------------|--------------------|--------------------|--------------------|--|--------------------|--------------------|-------------------|--------------------|--------------------|
| Course: FRENCH FIRST LANGUAGE 1230 |                    |                    |                    | School data has 5 or fewer students. Data withheld for reasons of confidentiality. |                    |                    |                   |                    |                    |
| # students in course: 1            |                    |                    |                    |  |                    |                    |                   |                    |                    |
|                                    | <b>School Mark</b> | School vs District | School vs Province | <b>Public Exam Mark</b>  | School vs District | School vs Province | <b>Final Mark</b> | School vs District | School vs Province |
| <b>Average Score</b>               |                    |                    |                    |  |                    |                    |                   |                    |                    |
| School                             |                    |                    |                    |  |                    |                    |                   |                    |                    |
| District                           | 68.6               | P                  | P                  |  |                    |                    | 68.6              | P                  | P                  |
| Province                           | 68.6               |                    |                    |  |                    |                    | 68.6              |                    |                    |
| <b>Percent of Passes</b>           |                    |                    |                    |  |                    |                    |                   |                    |                    |
| School                             |                    |                    |                    |  |                    |                    |                   |                    |                    |
| District                           | 84.6               | P                  | P                  |  |                    |                    | 84.6              | P                  | P                  |
| Province                           | 84.6               |                    |                    |  |                    |                    | 84.6              |                    |                    |

**Average Scores**



**Percent Passes**



\* Data from the High School Certification System. The results from supplementary courses are not reflected in these results. All students obtaining a score of 48 or 49 on the final mark, were adjusted to 50 and are reflected in the Final Mark column.

District 5 - Conseil scolaire francophone

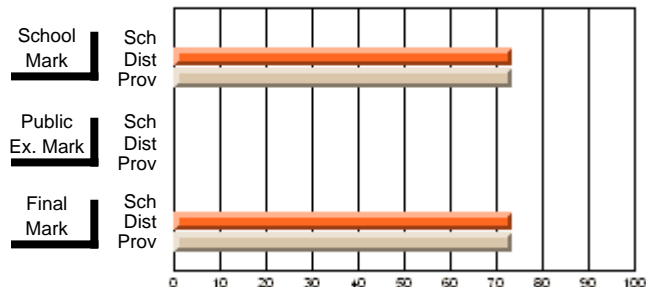
#460 - Centre scolaire et communautaire des Grands-Vents, S

Grades: K-5,7-10,12

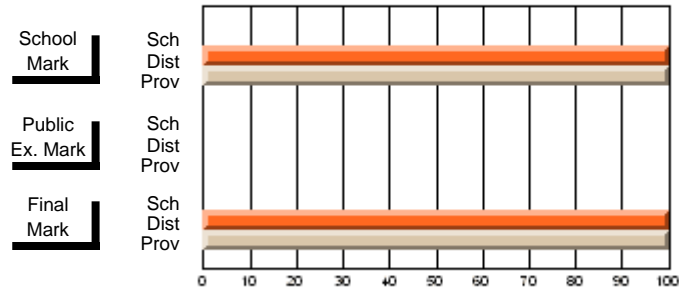
**Subject: Français langue première**

|                                    |  |                    |                    |  |                         |                    |                    |                   |                    |                    |
|------------------------------------|--|--------------------|--------------------|--|-------------------------|--------------------|--------------------|-------------------|--------------------|--------------------|
| Course: FRENCH FIRST LANGUAGE 3230 |  |                    |                    | School data has 5 or fewer students. Data withheld for reasons of confidentiality. |                         |                    |                    |                   |                    |                    |
| # students in course: 1            |  | <b>School Mark</b> | School vs District | School vs Province   | <b>Public Exam Mark</b> | School vs District | School vs Province | <b>Final Mark</b> | School vs District | School vs Province |
| <b>Average Score</b>               |  |                    |                    |  |                         |                    |                    |                   |                    |                    |
| School                             |  |                    |                    |  |                         |                    |                    |                   |                    |                    |
| District                           |  | 73.5               | P                  | P  |                         |                    |                    | 73.5              | P                  | P                  |
| Province                           |  | 73.5               |                    |  |                         |                    |                    | 73.5              |                    |                    |
| <b>Percent of Passes</b>           |  |                    |                    |  |                         |                    |                    |                   |                    |                    |
| School                             |  |                    |                    |  |                         |                    |                    |                   |                    |                    |
| District                           |  | 100.0              | P                  | P  |                         |                    |                    | 100.0             | P                  | P                  |
| Province                           |  | 100.0              |                    |  |                         |                    |                    | 100.0             |                    |                    |

**Average Scores**



**Percent Passes**



\* Data from the High School Certification System. The results from supplementary courses are not reflected in these results. All students obtaining a score of 48 or 49 on the final mark, were adjusted to 50 and are reflected in the Final Mark column.



District 5 - Conseil scolaire francophone

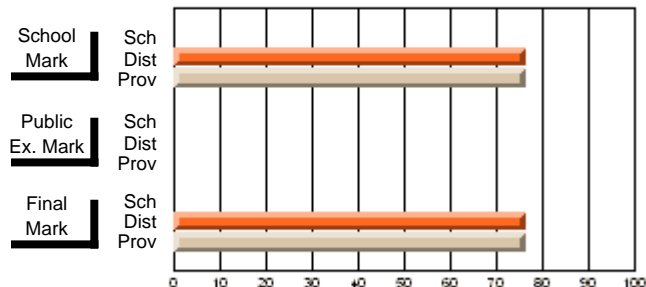
#460 - Centre scolaire et communautaire des Grands-Vents, S

Grades: K-5,7-10,12

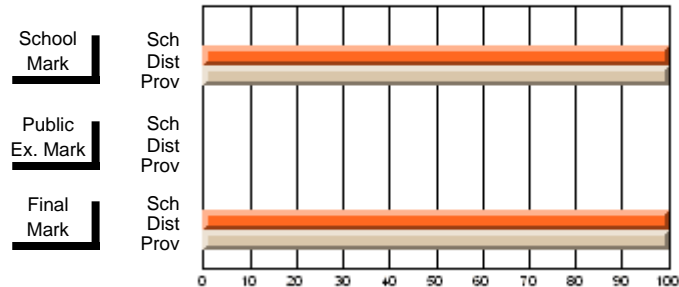
**Subject: Science**

|                          |                    |                    |  |                         |                    |                    |                   |                    |                    |
|--------------------------|--------------------|--------------------|--|-------------------------|--------------------|--------------------|-------------------|--------------------|--------------------|
| Course: BIOLOGIE 2231    |                    |                    | School data has 5 or fewer students. Data withheld for reasons of confidentiality. |                         |                    |                    |                   |                    |                    |
| # students in course: 1  | <b>School Mark</b> | School vs District | School vs Province   | <b>Public Exam Mark</b> | School vs District | School vs Province | <b>Final Mark</b> | School vs District | School vs Province |
| <b>Average Score</b>     |                    |                    |  |                         |                    |                    |                   |                    |                    |
| School                   |                    |                    |  |                         |                    |                    |                   |                    |                    |
| District                 | 76.2               | q                  | q  |                         |                    |                    | 76.2              | q                  | q                  |
| Province                 | 76.2               |                    |  |                         |                    |                    | 76.2              |                    |                    |
| <b>Percent of Passes</b> |                    |                    |  |                         |                    |                    |                   |                    |                    |
| School                   |                    |                    |  |                         |                    |                    |                   |                    |                    |
| District                 | 100.0              | P                  | P  |                         |                    |                    | 100.0             | P                  | P                  |
| Province                 | 100.0              |                    |  |                         |                    |                    | 100.0             |                    |                    |

**Average Scores**



**Percent Passes**



\* Data from the High School Certification System. The results from supplementary courses are not reflected in these results. All students obtaining a score of 48 or 49 on the final mark, were adjusted to 50 and are reflected in the Final Mark column.

District 5 - Conseil scolaire francophone

#460 - Centre scolaire et communautaire des Grands-Vents, S

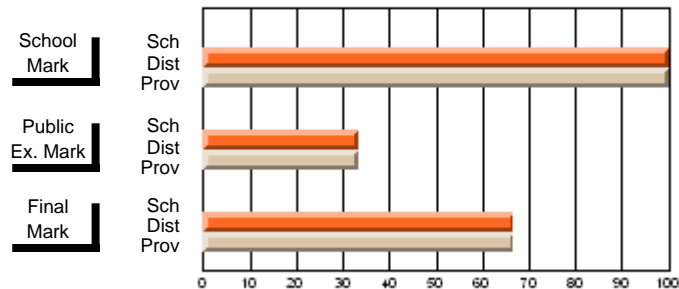
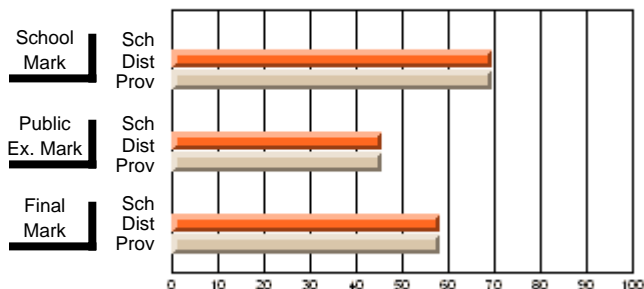
Grades: K-5,7-10,12

**Subject: Science**

|                          |  |  |  |  |                    |                    |                         |                    |                    |                    |                    |   |
|--------------------------|--|--|--|--|--------------------|--------------------|-------------------------|--------------------|--------------------|--------------------|--------------------|---|
| Course: BIOLOGIE 3231    |  |  |  | School data has 5 or fewer students. Data withheld for reasons of confidentiality. |                    |                    |                         |                    |                    |                    |                    |   |
| # students in course: 1  |  |  |  | <b>School Mark</b>   |                    |                    | <b>Public Exam Mark</b> |                    |                    | <b>Final Mark</b>  |                    |   |
|                          |  |  |  | School vs District   | School vs Province | School vs District | School vs Province      | School vs District | School vs Province | School vs District | School vs Province |   |
| <b>Average Score</b>     |  |  |  |  |                    |                    |                         |                    |                    |                    |                    |   |
| School                   |  |  |  |  |                    |                    |                         |                    |                    |                    |                    |   |
| District                 |  |  |  | 69.7   | P                  | P                  | 45.5                    | P                  | P                  | 58.3               | P                  | P |
| Province                 |  |  |  | 69.7   |                    |                    | 45.5                    |                    |                    | 58.3               |                    |   |
| <b>Percent of Passes</b> |  |  |  |  |                    |                    |                         |                    |                    |                    |                    |   |
| School                   |  |  |  |  |                    |                    |                         |                    |                    |                    |                    |   |
| District                 |  |  |  | 100.0  | P                  | P                  | 33.3                    | P                  | P                  | 66.7               | P                  | P |
| Province                 |  |  |  | 100.0  |                    |                    | 33.3                    |                    |                    | 66.7               |                    |   |

**Average Scores**

**Percent Passes**



\* Data from the High School Certification System. The results from supplementary courses are not reflected in these results. All students obtaining a score of 48 or 49 on the final mark, were adjusted to 50 and are reflected in the Final Mark column.

District 5 - Conseil scolaire francophone

#460 - Centre scolaire et communautaire des Grands-Vents, S

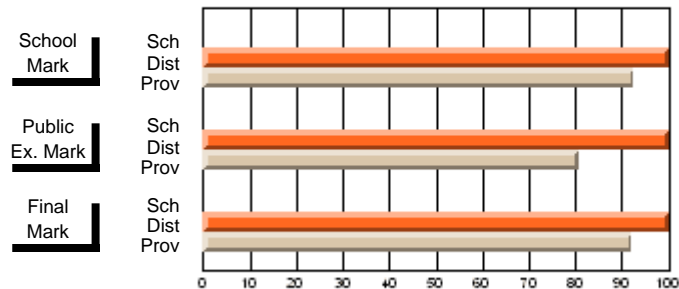
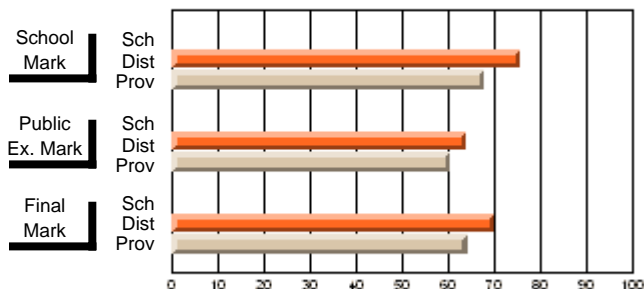
Grades: K-5,7-10,12

**Subject: English Language**

|                          |  |  |  |  |                    |                    |                         |                    |                    |                   |                    |                    |
|--------------------------|--|--|--|--|--------------------|--------------------|-------------------------|--------------------|--------------------|-------------------|--------------------|--------------------|
| Course: ENGLISH 3201     |  |  |  | School data has 5 or fewer students. Data withheld for reasons of confidentiality. |                    |                    |                         |                    |                    |                   |                    |                    |
| # students in course: 1  |  |  |  | <b>School Mark</b>   |                    |                    | <b>Public Exam Mark</b> |                    |                    | <b>Final Mark</b> |                    |                    |
|                          |  |  |  |  | School vs District | School vs Province |                         | School vs District | School vs Province |                   | School vs District | School vs Province |
| <b>Average Score</b>     |  |  |  |  |                    |                    |                         |                    |                    |                   |                    |                    |
| School                   |  |  |  |  |                    |                    |                         |                    |                    |                   |                    |                    |
| District                 |  |  |  | 75.5   | q                  | p                  | 64.0                    | q                  | q                  | 70.0              | q                  | p                  |
| Province                 |  |  |  | 67.9   |                    |                    | 60.3                    |                    |                    | 64.1              |                    |                    |
| <b>Percent of Passes</b> |  |  |  |  |                    |                    |                         |                    |                    |                   |                    |                    |
| School                   |  |  |  |  |                    |                    |                         |                    |                    |                   |                    |                    |
| District                 |  |  |  | 100.0  | p                  | p                  | 100.0                   | p                  | p                  | 100.0             | p                  | p                  |
| Province                 |  |  |  | 92.6   |                    |                    | 80.8                    |                    |                    | 92.1              |                    |                    |

**Average Scores**

**Percent Passes**



\* Data from the High School Certification System. The results from supplementary courses are not reflected in these results. All students obtaining a score of 48 or 49 on the final mark, were adjusted to 50 and are reflected in the Final Mark column.