



**School Description Report
2004-05**

District 1 - Labrador

#001 - St. Peter's School, Black Tickle

Classification: Rural Community/Labrador Region**

Grades: K-11

Number of Grades: 12

[School FTE PTR : 6.5](#)

[District FTE PTR : 11.8](#)

[Provincial FTE PTR : 13.6](#)

[FTE Teachers](#) *** : 6.0

Enrolment By Age and Gender

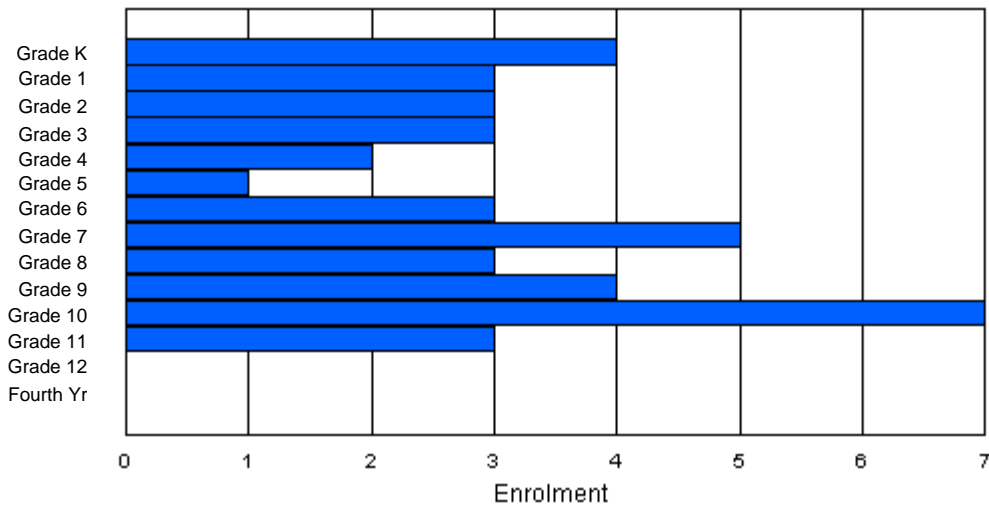
Gender	Age																Total
	5	6	7	8	9	10	11	12	13	14	15	16	17	18	19	20>	
Male	2	3	1	0	2	0	1	2	1	1	3	3	1	0	0	0	20
Female	2	0	2	3	0	1	0	5	1	2	5	0	0	0	0	0	21
Total	4	3	3	3	2	1	1	7	2	3	8	3	1	0	0	0	41

Enrolment By Grade and Gender

Gender	Grade														Total
	K	1	2	3	4	5	6	7	8	9	10	11	12	4th	
Male	2	3	1	0	2	0	1	2	2	1	3	3	0	0	20
Female	2	0	2	3	0	1	2	3	1	3	4	0	0	0	21
Total	4	3	3	3	2	1	3	5	3	4	7	3	0	0	41

Enrolment By Grade

For 001



* Data from the 2004-2005 AGR(Enrolment/Age as of the last day in Sept./Dec.)

** Newfoundland Statistics Classification System

*** May include itinerant teachers



**School Description Report
2004-05**

District 1 - Labrador

#002 - Henry Gordon Academy, Cartwright

Classification: Rural Community/Labrador Region**

Grades: K-12

Number of Grades: 13

[School FTE PTR : 8.5](#)

[District FTE PTR : 11.8](#)

[Provincial FTE PTR : 13.6](#)

[FTE Teachers](#) *** : 11.0

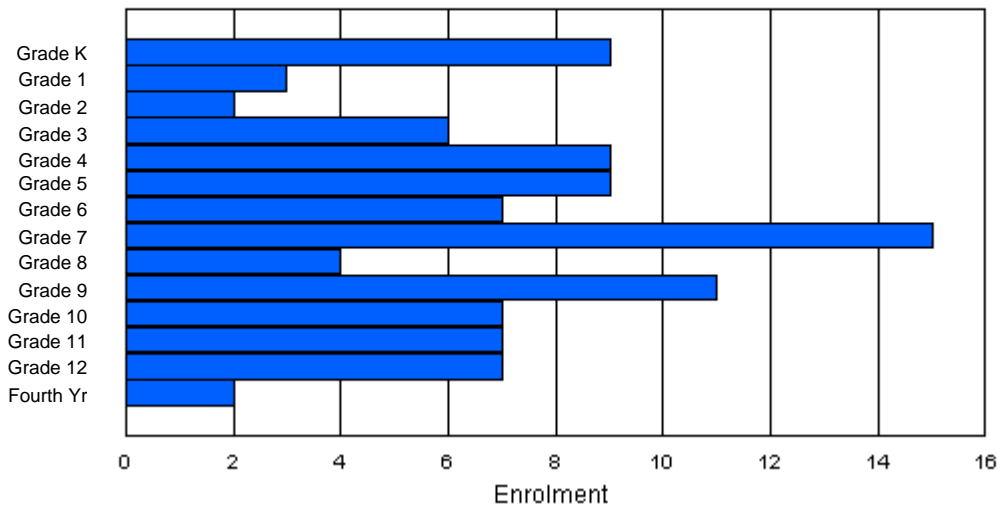
Enrolment By Age and Gender

Gender	Age																Total
	5	6	7	8	9	10	11	12	13	14	15	16	17	18	19	20>	
Male	5	1	2	4	4	3	6	4	5	5	2	3	2	1	1	0	48
Female	4	2	0	2	5	3	3	6	1	8	3	2	5	4	2	0	50
Total	9	3	2	6	9	6	9	10	6	13	5	5	7	5	3	0	98

Enrolment By Grade and Gender

Gender	Grade															Total
	K	1	2	3	4	5	6	7	8	9	10	11	12	4th		
Male	5	1	2	4	4	5	4	10	3	3	2	3	2	0	48	
Female	4	2	0	2	5	4	3	5	1	8	5	4	5	2	50	
Total	9	3	2	6	9	9	7	15	4	11	7	7	7	2	98	

Enrolment By Grade
For 002



* Data from the 2004-2005 AGR(Enrolment/Age as of the last day in Sept./Dec.)

** Newfoundland Statistics Classification System

*** May include itinerant teachers



**School Description Report
2004-05**

District 1 - Labrador

#004 - Queen of Peace Middle School, Happy Valley-Goose Bay

Classification: Urban Community/Labrador Region*

Grades: 4-7

Number of Grades: 4

[School FTE PTR : 17.6](#)

[District FTE PTR : 11.8](#)

[Provincial FTE PTR : 13.6](#)

[FTE Teachers](#) *** : 29.0

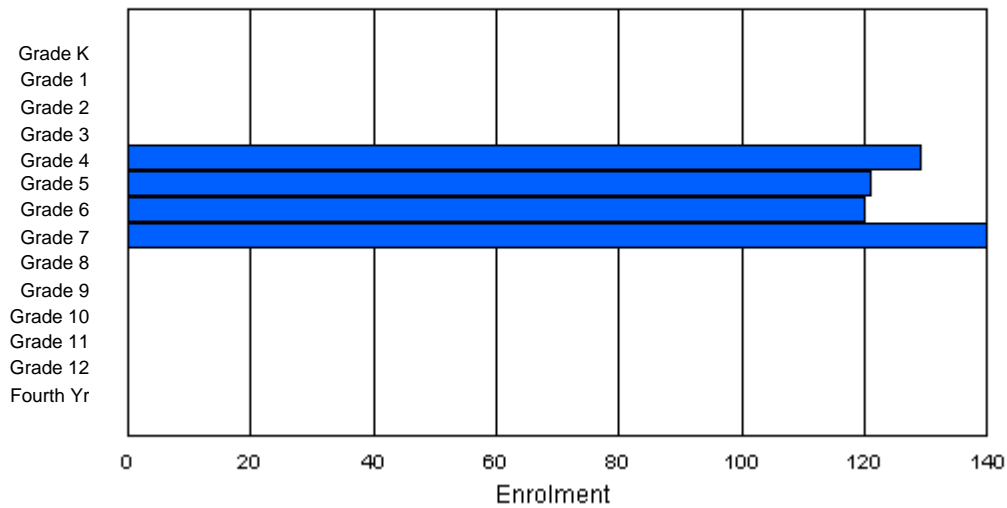
Enrolment By Age and Gender

Gender	Age																Total
	5	6	7	8	9	10	11	12	13	14	15	16	17	18	19	20>	
Male	0	0	0	0	63	63	74	68	8	0	0	0	0	0	0	0	276
Female	0	0	0	1	57	59	64	51	2	0	0	0	0	0	0	0	234
Total	0	0	0	1	120	122	138	119	10	0	0	0	0	0	0	0	510

Enrolment By Grade and Gender

Gender	Grade															Total
	K	1	2	3	4	5	6	7	8	9	10	11	12	4th		
Male	0	0	0	0	66	64	65	81	0	0	0	0	0	0	0	276
Female	0	0	0	0	63	57	55	59	0	0	0	0	0	0	0	234
Total	0	0	0	0	129	121	120	140	0	0	0	0	0	0	0	510

Enrolment By Grade
For 004



* Data from the 2004-2005 AGR(Enrolment/Age as of the last day in Sept./Dec.)

** Newfoundland Statistics Classification System

*** May include itinerant teachers



**School Description Report
2004-05**

District 1 - Labrador

#005 - Peacock Primary School, Happy Valley-Goose Bay

Classification: Urban Community/Labrador Region*

Grades: K-3

Number of Grades: 4

[School FTE PTR : 14.3](#)

[District FTE PTR : 11.8](#)

[Provincial FTE PTR : 13.6](#)

[FTE Teachers](#) *** : 29.0

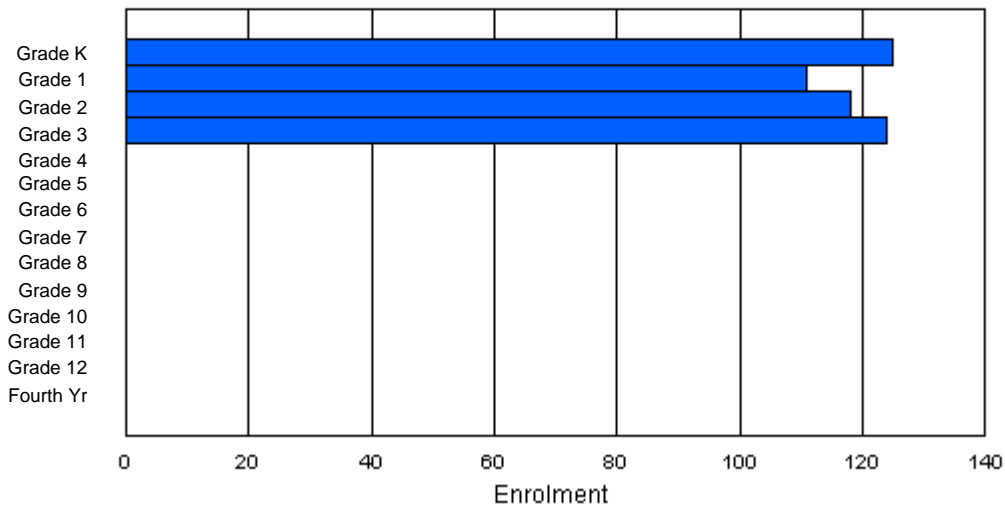
Enrolment By Age and Gender

Gender	Age																Total
	5	6	7	8	9	10	11	12	13	14	15	16	17	18	19	20>	
Male	66	57	65	54	2	0	0	0	0	0	0	0	0	0	0	0	244
Female	59	53	52	65	5	0	0	0	0	0	0	0	0	0	0	0	234
Total	125	110	117	119	7	0	0	0	0	0	0	0	0	0	0	0	478

Enrolment By Grade and Gender

Gender	Grade														Total
	K	1	2	3	4	5	6	7	8	9	10	11	12	4th	
Male	66	59	64	55	0	0	0	0	0	0	0	0	0	0	244
Female	59	52	54	69	0	0	0	0	0	0	0	0	0	0	234
Total	125	111	118	124	0	0	0	0	0	0	0	0	0	0	478

Enrolment By Grade
For 005



* Data from the 2004-2005 AGR(Enrolment/Age as of the last day in Sept./Dec.)

** Newfoundland Statistics Classification System

*** May include itinerant teachers



**School Description Report
2004-05**

District 1 - Labrador

#007 - Amos Comenius Memorial School, Hopedale

Classification: Rural Community/Labrador Region**

Grades: K-12

Number of Grades: 13

[School FTE PTR : 9.2](#)

[District FTE PTR : 11.8](#)

[Provincial FTE PTR : 13.6](#)

[FTE Teachers](#) *** : 19.0

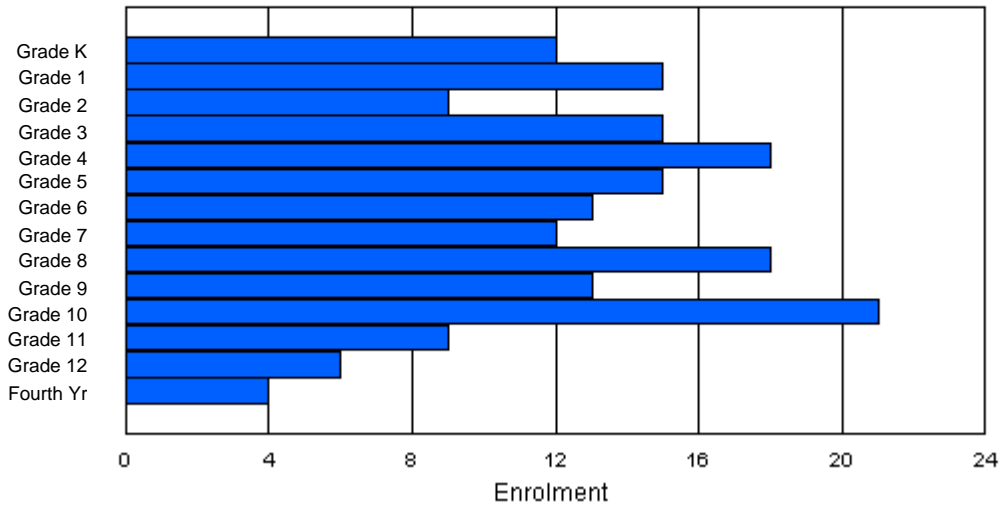
Enrolment By Age and Gender

Gender	Age																Total
	5	6	7	8	9	10	11	12	13	14	15	16	17	18	19	20>	
Male	4	3	9	8	4	4	13	7	5	7	9	6	8	2	1	0	90
Female	7	2	8	7	6	7	5	7	7	8	10	7	4	2	3	0	90
Total	11	5	17	15	10	11	18	14	12	15	19	13	12	4	4	0	180

Enrolment By Grade and Gender

Gender	K	Grade													4th	Total
		1	2	3	4	5	6	7	8	9	10	11	12			
Male	4	11	4	7	10	10	5	4	10	5	9	5	5	1	90	
Female	8	4	5	8	8	5	8	8	8	8	12	4	1	3	90	
Total	12	15	9	15	18	15	13	12	18	13	21	9	6	4	180	

Enrolment By Grade
For 007



* Data from the 2004-2005 AGR(Enrolment/Age as of the last day in Sept./Dec.)

** Newfoundland Statistics Classification System

*** May include itinerant teachers



**School Description Report
2004-05**

District 1 - Labrador

#008 - A. P. Low Primary, Labrador City

Classification: Urban Community/Labrador Region*

Grades: K-3

Number of Grades: 4

[School FTE PTR : 12.9](#)

[District FTE PTR : 11.8](#)

[Provincial FTE PTR : 13.6](#)

[FTE Teachers](#) *** : 27.5

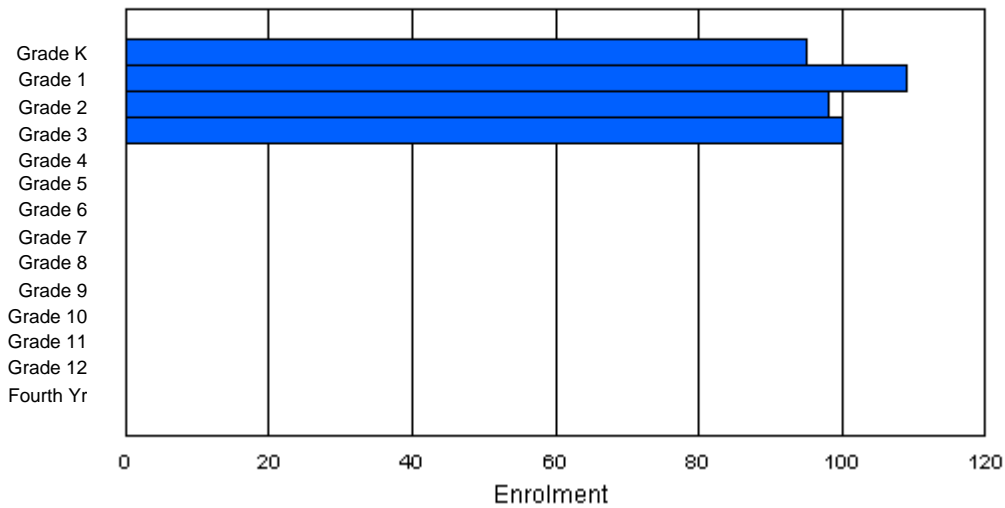
Enrolment By Age and Gender

Gender	Age																Total
	5	6	7	8	9	10	11	12	13	14	15	16	17	18	19	20>	
Male	51	64	51	53	1	0	0	0	0	0	0	0	0	0	0	0	220
Female	44	45	44	47	2	0	0	0	0	0	0	0	0	0	0	0	182
Total	95	109	95	100	3	0	0	0	0	0	0	0	0	0	0	0	402

Enrolment By Grade and Gender

Gender	Grade														Total	
	K	1	2	3	4	5	6	7	8	9	10	11	12	4th		
Male	51	64	53	52	0	0	0	0	0	0	0	0	0	0	0	220
Female	44	45	45	48	0	0	0	0	0	0	0	0	0	0	0	182
Total	95	109	98	100	0	0	0	0	0	0	0	0	0	0	0	402

Enrolment By Grade
For 008



* Data from the 2004-2005 AGR(Enrolment/Age as of the last day in Sept./Dec.)

** Newfoundland Statistics Classification System

*** May include itinerant teachers



**School Description Report
2004-05**

District 1 - Labrador

#010 - Menihek High School, Labrador City

Classification: Urban Community/Labrador Region*

Grades: 8-12

Number of Grades: 5

[School FTE PTR : 16.7](#)

[District FTE PTR : 11.8](#)

[Provincial FTE PTR : 13.6](#)

[FTE Teachers](#) *** : 37.0

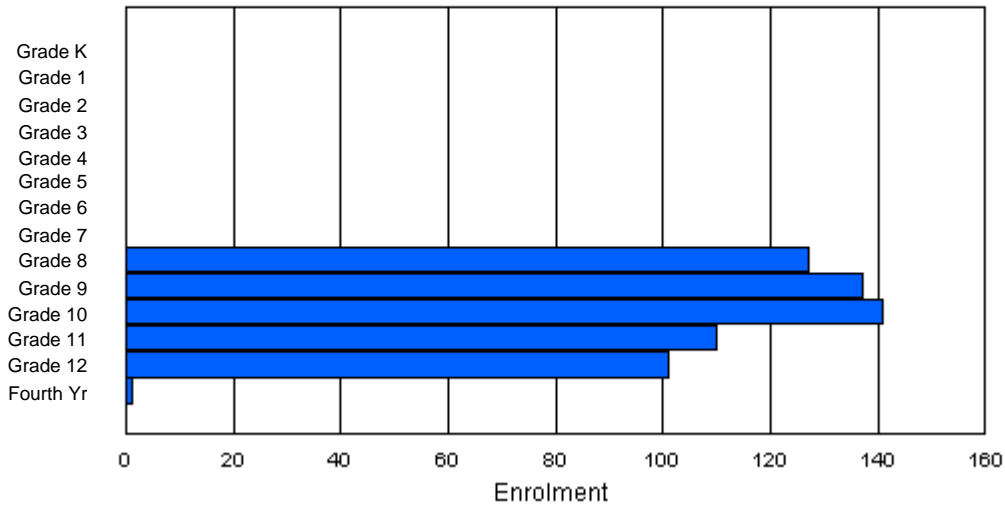
Enrolment By Age and Gender

Gender	Age																	Total
	5	6	7	8	9	10	11	12	13	14	15	16	17	18	19	20>		
Male	0	0	0	0	0	0	0	0	51	70	63	66	56	13	1	0	320	
Female	0	0	0	0	0	0	0	0	63	66	47	62	54	5	0	0	297	
Total	0	0	0	0	0	0	0	0	114	136	110	128	110	18	1	0	617	

Enrolment By Grade and Gender

Gender	Grade															Total
	K	1	2	3	4	5	6	7	8	9	10	11	12	4th		
Male	0	0	0	0	0	0	0	0	59	69	88	54	50	0	320	
Female	0	0	0	0	0	0	0	0	68	68	53	56	51	1	297	
Total	0	0	0	0	0	0	0	0	127	137	141	110	101	1	617	

Enrolment By Grade
For 010



* Data from the 2004-2005 AGR(Enrolment/Age as of the last day in Sept./Dec.)

** Newfoundland Statistics Classification System

*** May include itinerant teachers



**School Description Report
2004-05**

District 1 - Labrador

#012 - J.C. Erhardt Memorial School, Makkovik

Classification: Rural Community/Labrador Region**

Grades: K-12

Number of Grades: 13

[School FTE PTR : 7.8](#)

[District FTE PTR : 11.8](#)

[Provincial FTE PTR : 13.6](#)

[FTE Teachers](#) *** : 12.5

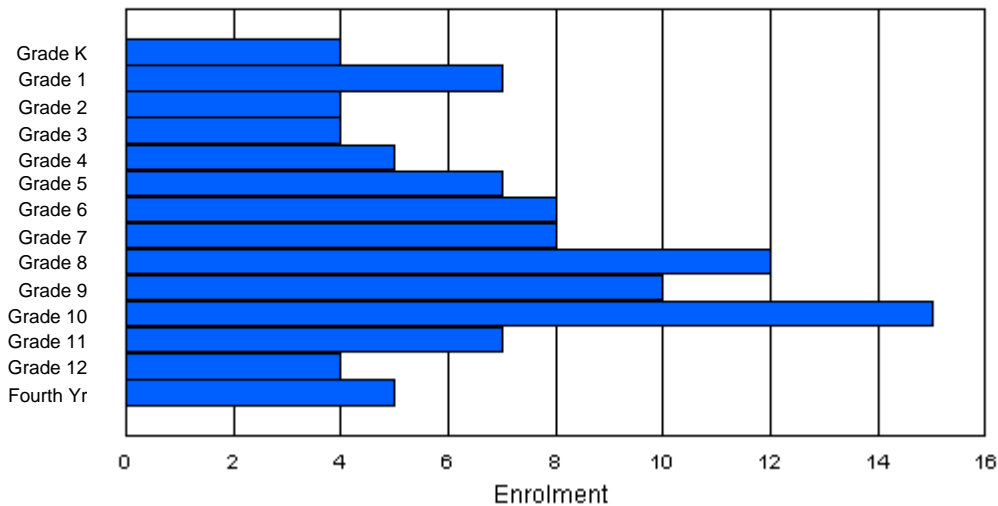
Enrolment By Age and Gender

Gender	Age																	Total
	5	6	7	8	9	10	11	12	13	14	15	16	17	18	19	20>		
Male	0	3	2	2	1	6	3	5	5	4	2	8	3	2	1	0	47	
Female	2	6	2	3	1	3	4	3	5	7	7	5	1	4	0	0	53	
Total	2	9	4	5	2	9	7	8	10	11	9	13	4	6	1	0	100	

Enrolment By Grade and Gender

Gender	K	Grade														Total
		1	2	3	4	5	6	7	8	9	10	11	12	4th		
Male	1	2	2	2	2	5	4	5	5	3	8	3	2	3	47	
Female	3	5	2	2	3	2	4	3	7	7	7	4	2	2	53	
Total	4	7	4	4	5	7	8	8	12	10	15	7	4	5	100	

Enrolment By Grade
For 012



* Data from the 2004-2005 AGR(Enrolment/Age as of the last day in Sept./Dec.)

** Newfoundland Statistics Classification System

*** May include itinerant teachers



**School Description Report
2004-05**

District 1 - Labrador

#013 - Mud Lake School, Mud Lake

Classification: Rural Community/Labrador Region**

Grades: 2,3,5,8,9

Number of Grades: 5

[School FTE PTR : 6.0](#)

[District FTE PTR : 11.8](#)

[Provincial FTE PTR : 13.6](#)

[FTE Teachers](#) *** : 1.0

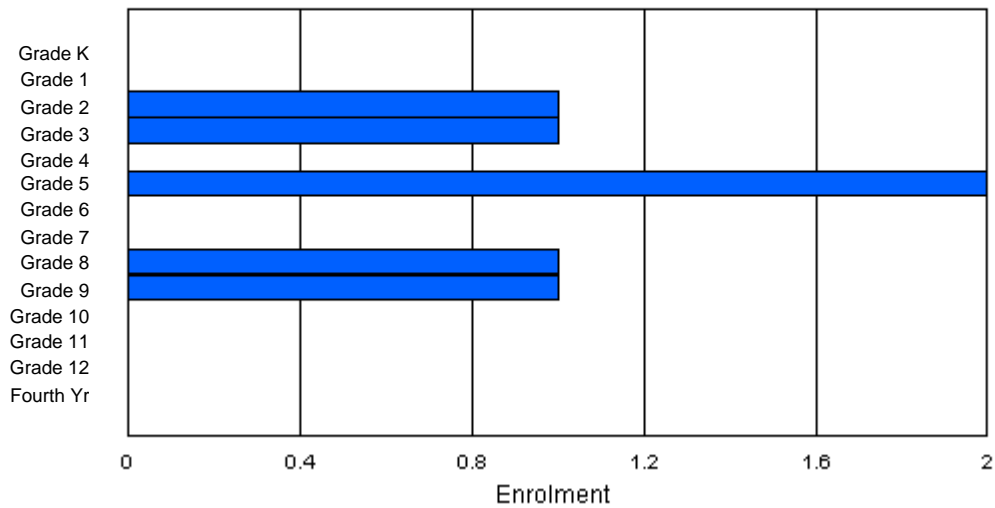
Enrolment By Age and Gender

Gender	Age																Total
	5	6	7	8	9	10	11	12	13	14	15	16	17	18	19	20>	
Male	0	0	0	0	0	0	0	0	1	0	0	0	0	0	0	0	1
Female	0	0	1	1	0	2	0	0	0	1	0	0	0	0	0	0	5
Total	0	0	1	1	0	2	0	0	1	1	0	0	0	0	0	0	6

Enrolment By Grade and Gender

Gender	Grade															Total
	K	1	2	3	4	5	6	7	8	9	10	11	12	4th		
Male	0	0	0	0	0	0	0	0	1	0	0	0	0	0	1	
Female	0	0	1	1	0	2	0	0	0	1	0	0	0	0	5	
Total	0	0	1	1	0	2	0	0	1	1	0	0	0	0	6	

Enrolment By Grade
For 013



* Data from the 2004-2005 AGR(Enrolment/Age as of the last day in Sept./Dec.)

** Newfoundland Statistics Classification System

*** May include itinerant teachers



**School Description Report
2004-05**

District 1 - Labrador

#014 - Jens Haven Memorial, Nain

Classification: Rural Community/Labrador Region**

Grades: K-12

Number of Grades: 13

[School FTE PTR : 10.4](#)

[District FTE PTR : 11.8](#)

[Provincial FTE PTR : 13.6](#)

[FTE Teachers](#) *** : 33.0

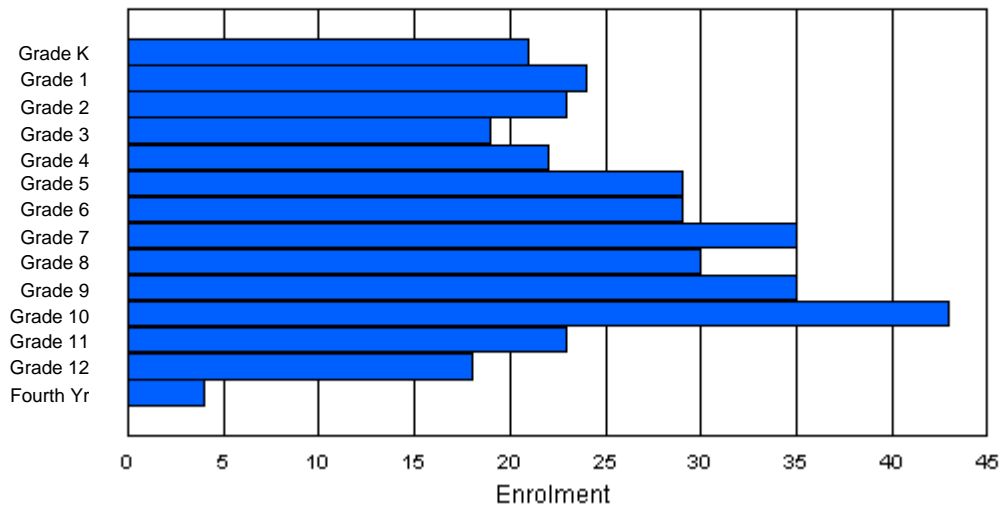
Enrolment By Age and Gender

Gender	Age																Total
	5	6	7	8	9	10	11	12	13	14	15	16	17	18	19	20>	
Male	11	6	10	11	14	17	13	14	10	15	14	14	11	4	4	1	169
Female	10	17	10	10	11	12	18	10	18	14	20	18	12	6	0	0	186
Total	21	23	20	21	25	29	31	24	28	29	34	32	23	10	4	1	355

Enrolment By Grade and Gender

Gender	Grade														Total
	K	1	2	3	4	5	6	7	8	9	10	11	12	4th	
Male	8	8	14	7	14	17	16	20	12	13	17	10	11	2	169
Female	13	16	9	12	8	12	13	15	18	22	26	13	7	2	186
Total	21	24	23	19	22	29	29	35	30	35	43	23	18	4	355

Enrolment By Grade
For 014



* Data from the 2004-2005 AGR(Enrolment/Age as of the last day in Sept./Dec.)

** Newfoundland Statistics Classification System

*** May include itinerant teachers



**School Description Report
2004-05**

District 1 - Labrador

#015 - Lake Melville School, North West River

Classification: Rural Community/Labrador Region**

Grades: K-12

Number of Grades: 13

[School FTE PTR : 8.2](#)

[District FTE PTR : 11.8](#)

[Provincial FTE PTR : 13.6](#)

[FTE Teachers](#) *** : 13.0

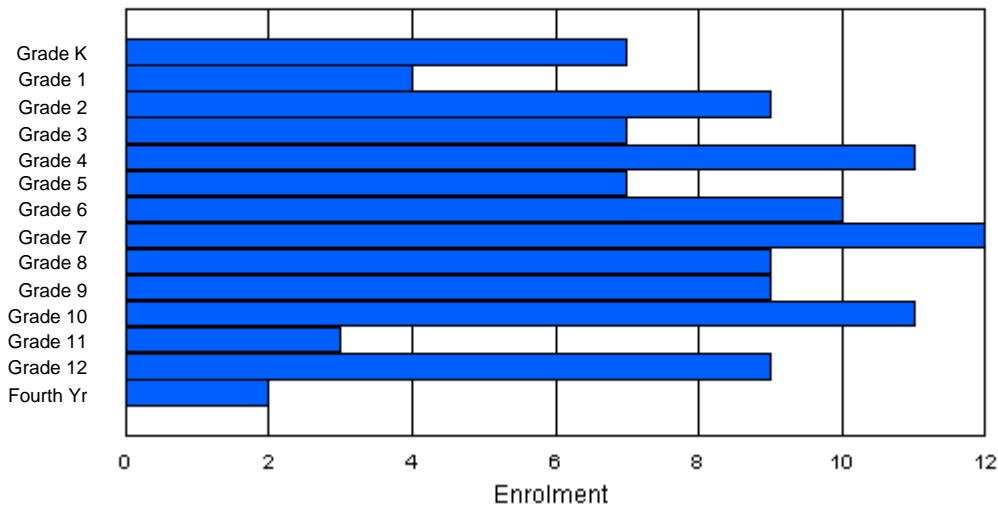
Enrolment By Age and Gender

Gender	Age																	Total
	5	6	7	8	9	10	11	12	13	14	15	16	17	18	19	20>		
Male	3	1	5	2	7	2	3	5	5	6	7	0	4	3	0	0	53	
Female	3	4	4	4	5	5	5	4	3	4	6	3	2	4	1	0	57	
Total	6	5	9	6	12	7	8	9	8	10	13	3	6	7	1	0	110	

Enrolment By Grade and Gender

Gender	Grade															Total
	K	1	2	3	4	5	6	7	8	9	10	11	12	4th		
Male	4	0	5	2	6	2	5	8	5	6	3	0	6	1	53	
Female	3	4	4	5	5	5	5	4	4	3	8	3	3	1	57	
Total	7	4	9	7	11	7	10	12	9	9	11	3	9	2	110	

Enrolment By Grade
For 015



* Data from the 2004-2005 AGR(Enrolment/Age as of the last day in Sept./Dec.)

** Newfoundland Statistics Classification System

*** May include itinerant teachers



**School Description Report
2004-05**

District 1 - Labrador

#016 - B.L. Morrison, Postville

Classification: Rural Community/Labrador Region**

Grades: K-12

Number of Grades: 13

[School FTE PTR : 8.6](#)

[District FTE PTR : 11.8](#)

[Provincial FTE PTR : 13.6](#)

[FTE Teachers](#) *** : 7.0

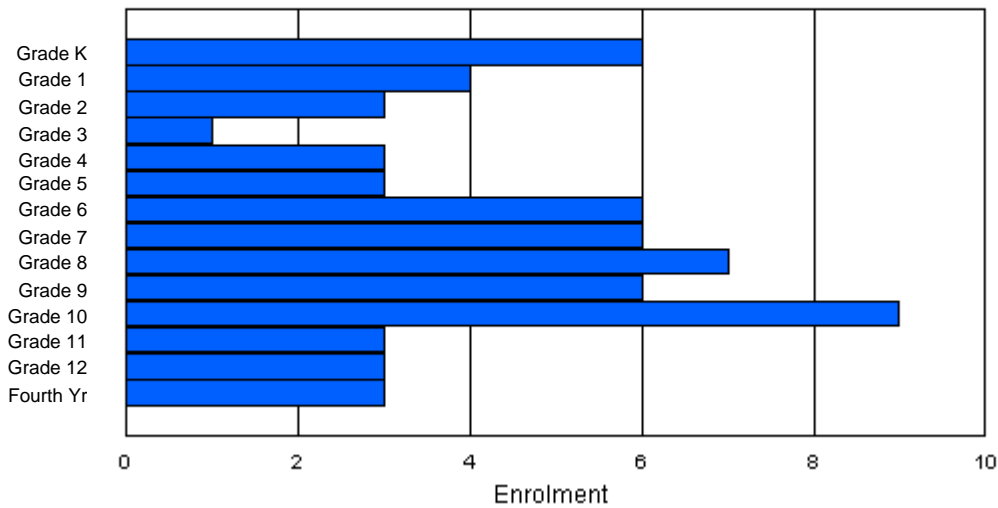
Enrolment By Age and Gender

Gender	Age																	Total
	5	6	7	8	9	10	11	12	13	14	15	16	17	18	19	20>		
Male	2	2	2	0	1	2	2	5	5	2	2	3	0	3	0	0	31	
Female	4	2	1	1	2	1	2	3	2	4	2	4	2	2	0	0	32	
Total	6	4	3	1	3	3	4	8	7	6	4	7	2	5	0	0	63	

Enrolment By Grade and Gender

Gender	Grade															Total
	K	1	2	3	4	5	6	7	8	9	10	11	12	4th		
Male	2	2	2	0	1	2	4	3	5	2	4	2	1	1	31	
Female	4	2	1	1	2	1	2	3	2	4	5	1	2	2	32	
Total	6	4	3	1	3	3	6	6	7	6	9	3	3	3	63	

Enrolment By Grade
For 016



* Data from the 2004-2005 AGR(Enrolment/Age as of the last day in Sept./Dec.)

** Newfoundland Statistics Classification System

*** May include itinerant teachers



**School Description Report
2004-05**

District 1 - Labrador

#017 - Northern Lights Academy, Rigolet

Classification: Rural Community/Labrador Region**

Grades: K-12

Number of Grades: 13

[School FTE PTR : 7.7](#)

[District FTE PTR : 11.8](#)

[Provincial FTE PTR : 13.6](#)

[FTE Teachers](#) *** : 8.0

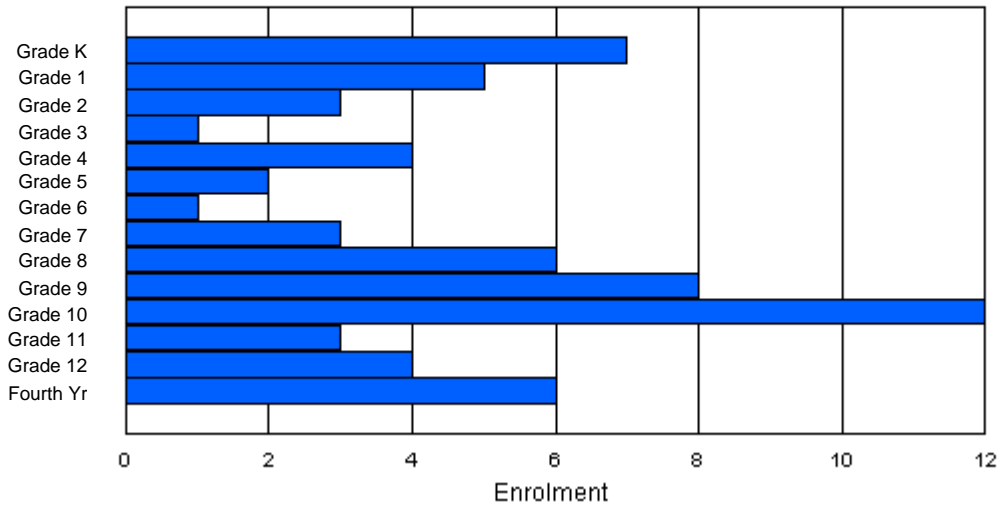
Enrolment By Age and Gender

Gender	Age																	Total
	5	6	7	8	9	10	11	12	13	14	15	16	17	18	19	20>		
Male	2	2	3	1	3	2	0	0	0	4	5	4	2	1	2	0	31	
Female	5	2	0	1	0	1	1	3	2	3	5	2	6	3	0	0	34	
Total	7	4	3	2	3	3	1	3	2	7	10	6	8	4	2	0	65	

Enrolment By Grade and Gender

Gender	Grade															Total
	K	1	2	3	4	5	6	7	8	9	10	11	12	4th		
Male	2	3	3	0	4	1	0	0	3	5	6	1	0	3	31	
Female	5	2	0	1	0	1	1	3	3	3	6	2	4	3	34	
Total	7	5	3	1	4	2	1	3	6	8	12	3	4	6	65	

Enrolment By Grade
For 017



* Data from the 2004-2005 AGR(Enrolment/Age as of the last day in Sept./Dec.)

** Newfoundland Statistics Classification System

*** May include itinerant teachers



School Description Report 2004-05

District 1 - Labrador

#018 - Peenamain McKenzie School, Sheshatshiu

Classification: Rural Community/Labrador Region**

Grades: K-12

Number of Grades: 13

[School FTE PTR : 9.7](#)

[District FTE PTR : 11.8](#)

[Provincial FTE PTR : 13.6](#)

[FTE Teachers](#) *** : 36.8

Enrolment By Age and Gender

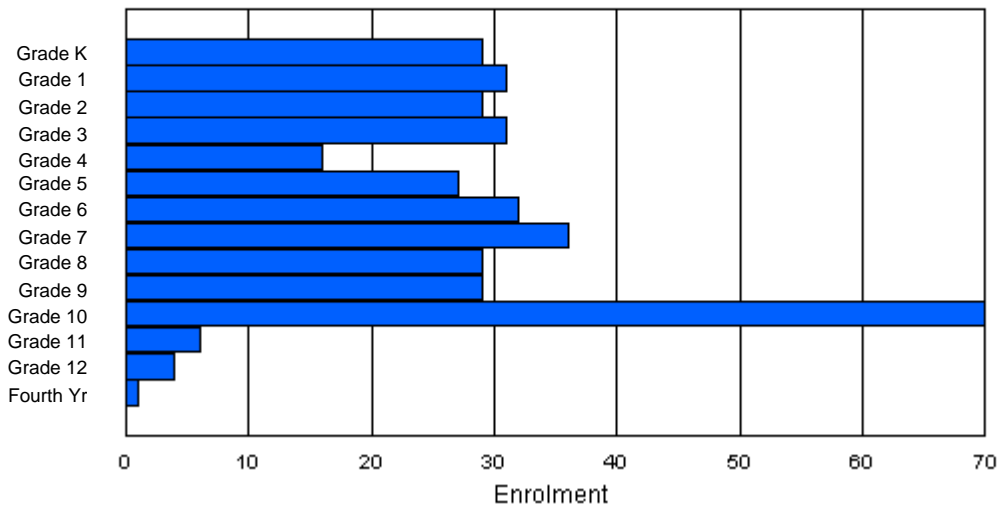
Gender	Age																Total
	5	6	7	8	9	10	11	12	13	14	15	16	17	18	19	20>	
Male	12	17	17	16	14	12	17	21	11	11	11	10	6	6	1	0	182
Female	17	14	12	15	12	13	7	15	18	18	19	14	9	5	0	0	188
Total	29	31	29	31	26	25	24	36	29	29	30	24	15	11	1	0	370

Enrolment By Grade and Gender

Gender	Grade														Total
	K	1	2	3	4	5	6	7	8	9	10	11	12	4th	
Male	12	17	17	16	6	8	24	21	11	11	33	2	3	1	182
Female	17	14	12	15	10	19	8	15	18	18	37	4	1	0	188
Total	29	31	29	31	16	27	32	36	29	29	70	6	4	1	370

Enrolment By Grade

For 018



* Data from the 2004-2005 AGR(Enrolment/Age as of the last day in Sept./Dec.)

** Newfoundland Statistics Classification System

*** May include itinerant teachers



**School Description Report
2004-05**

District 1 - Labrador

#381 - J.R. Smallwood Middle School, Wabush

Classification: Urban Community/Labrador Region*

Grades: 4-7

Number of Grades: 4

[School FTE PTR : 15.1](#)

[District FTE PTR : 11.8](#)

[Provincial FTE PTR : 13.6](#)

[FTE Teachers](#) *** : 28.0

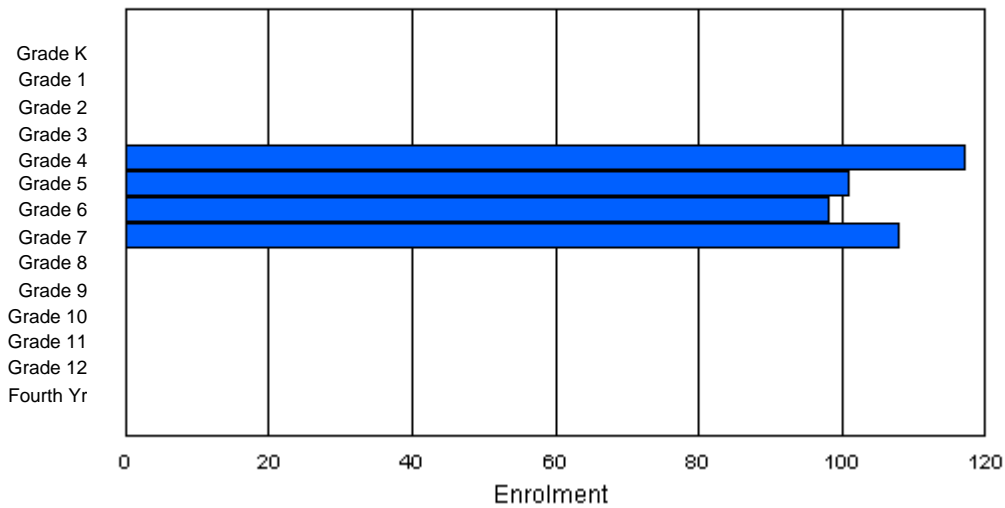
Enrolment By Age and Gender

Gender	Age																Total
	5	6	7	8	9	10	11	12	13	14	15	16	17	18	19	20>	
Male	0	0	0	0	52	47	83	42	2	0	0	0	0	0	0	0	226
Female	0	0	0	0	58	55	53	31	1	0	0	0	0	0	0	0	198
Total	0	0	0	0	110	102	136	73	3	0	0	0	0	0	0	0	424

Enrolment By Grade and Gender

Gender	Grade															Total
	K	1	2	3	4	5	6	7	8	9	10	11	12	4th		
Male	0	0	0	0	56	48	61	61	0	0	0	0	0	0	226	
Female	0	0	0	0	61	53	37	47	0	0	0	0	0	0	198	
Total	0	0	0	0	117	101	98	108	0	0	0	0	0	0	424	

Enrolment By Grade
For 381



* Data from the 2004-2005 AGR(Enrolment/Age as of the last day in Sept./Dec.)

** Newfoundland Statistics Classification System

*** May include itinerant teachers



**School Description Report
2004-05**

District 1 - Labrador

#477 - Mealy Mountain Collegiate, Happy Valley-Goose Bay

Classification: Urban Community/Labrador Region*

Grades: 8-12

Number of Grades: 5

[School FTE PTR : 19.3](#)

[District FTE PTR : 11.8](#)

[Provincial FTE PTR : 13.6](#)

[FTE Teachers](#) *** : 35.5

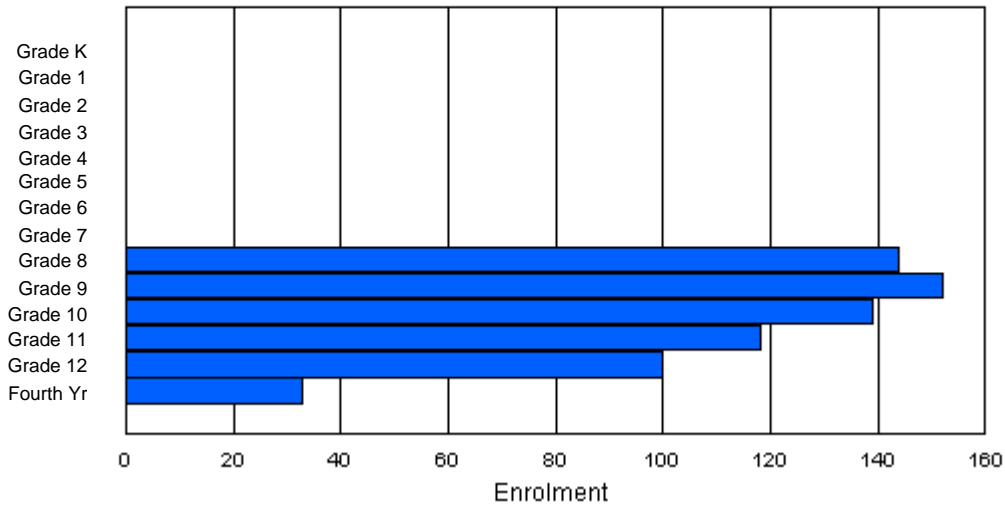
Enrolment By Age and Gender

Gender	Age																	Total
	5	6	7	8	9	10	11	12	13	14	15	16	17	18	19	20>		
Male	0	0	0	0	0	0	0	0	64	67	76	57	43	19	2	3	331	
Female	0	0	0	0	0	0	0	0	75	69	80	77	45	8	1	0	355	
Total	0	0	0	0	0	0	0	0	139	136	156	134	88	27	3	3	686	

Enrolment By Grade and Gender

Gender	Grade															Total
	K	1	2	3	4	5	6	7	8	9	10	11	12	4th		
Male	0	0	0	0	0	0	0	0	66	81	60	51	49	24	331	
Female	0	0	0	0	0	0	0	0	78	71	79	67	51	9	355	
Total	0	0	0	0	0	0	0	0	144	152	139	118	100	33	686	

Enrolment By Grade
For 477



* Data from the 2004-2005 AGR(Enrolment/Age as of the last day in Sept./Dec.)

** Newfoundland Statistics Classification System

*** May include itinerant teachers



**School Description Report
2004-05**

District 2 - Western

#022 - William Gillett Academy, Charlottetown, LAB

Classification: Rural Community/Labrador Region**

Grades: K-12

Number of Grades: 13

[School FTE PTR : 10.3](#)

[District FTE PTR : 12.4](#)

[Provincial FTE PTR : 13.6](#)

[FTE Teachers](#) *** : 8.0

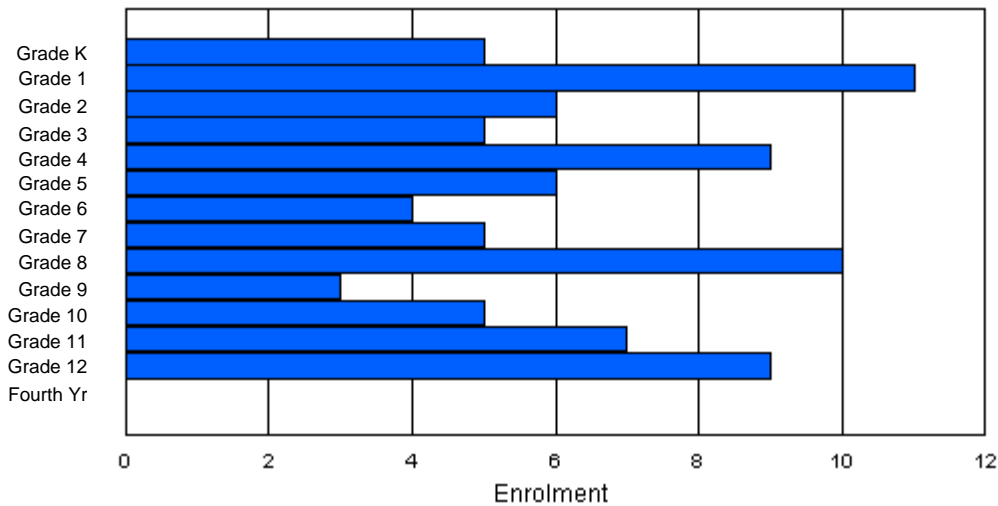
Enrolment By Age and Gender

Gender	Age																Total
	5	6	7	8	9	10	11	12	13	14	15	16	17	18	19	20>	
Male	3	4	2	1	4	5	1	4	4	3	5	5	5	0	0	0	46
Female	2	7	4	4	5	1	3	1	4	1	1	2	4	0	0	0	39
Total	5	11	6	5	9	6	4	5	8	4	6	7	9	0	0	0	85

Enrolment By Grade and Gender

Gender	Grade														Total
	K	1	2	3	4	5	6	7	8	9	10	11	12	4th	
Male	3	4	2	1	4	5	1	4	6	2	4	5	5	0	46
Female	2	7	4	4	5	1	3	1	4	1	1	2	4	0	39
Total	5	11	6	5	9	6	4	5	10	3	5	7	9	0	85

Enrolment By Grade
For 022



* Data from the 2004-2005 AGR(Enrolment/Age as of the last day in Sept./Dec.)

** Newfoundland Statistics Classification System

*** May include itinerant teachers



**School Description Report
2004-05**

District 2 - Western

#023 - Sacred Heart AG, Conche

Classification: Rural Community/Western Region**

Grades: K-3,5-12

Number of Grades: 12

[School FTE PTR : 6.3](#)

[District FTE PTR : 12.4](#)

[Provincial FTE PTR : 13.6](#)

[FTE Teachers](#) *** : 6.0

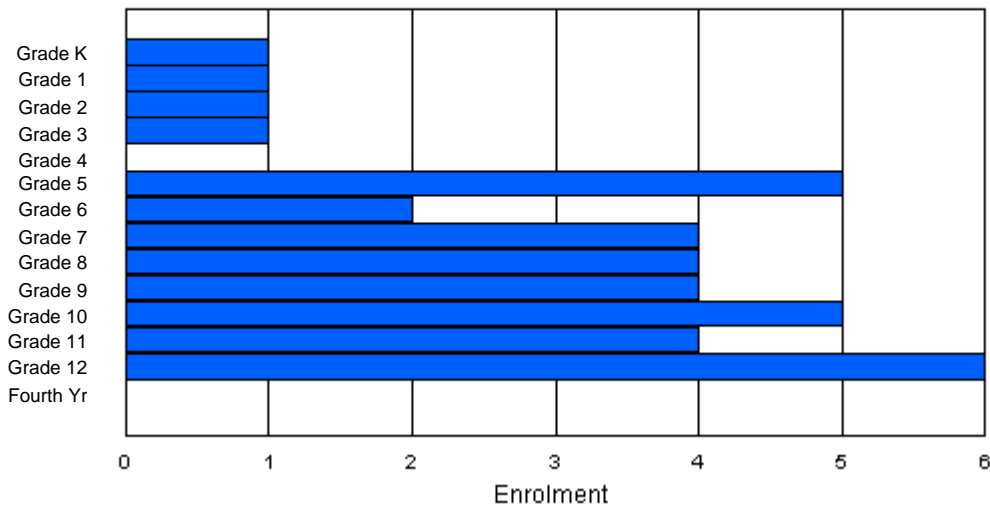
Enrolment By Age and Gender

Gender	Age																	Total
	5	6	7	8	9	10	11	12	13	14	15	16	17	18	19	20>		
Male	1	0	1	1	0	3	0	1	0	0	4	1	6	0	0	0	18	
Female	0	1	0	0	0	2	2	3	4	4	1	3	0	0	0	0	20	
Total	1	1	1	1	0	5	2	4	4	4	5	4	6	0	0	0	38	

Enrolment By Grade and Gender

Gender	Grade															Total
	K	1	2	3	4	5	6	7	8	9	10	11	12	4th		
Male	1	0	1	1	0	3	0	1	0	0	4	1	6	0	18	
Female	0	1	0	0	0	2	2	3	4	4	1	3	0	0	20	
Total	1	1	1	1	0	5	2	4	4	4	5	4	6	0	38	

Enrolment By Grade
For 023



* Data from the 2004-2005 AGR(Enrolment/Age as of the last day in Sept./Dec.)

** Newfoundland Statistics Classification System

*** May include itinerant teachers



**School Description Report
2004-05**

District 2 - Western

#024 - James Cook Memorial, Cook's Harbour

Classification: Rural Community/Western Region**

Grades: K-3,5-12

Number of Grades: 12

[School FTE PTR : 6.3](#)

[District FTE PTR : 12.4](#)

[Provincial FTE PTR : 13.6](#)

[FTE Teachers](#) *** : 5.0

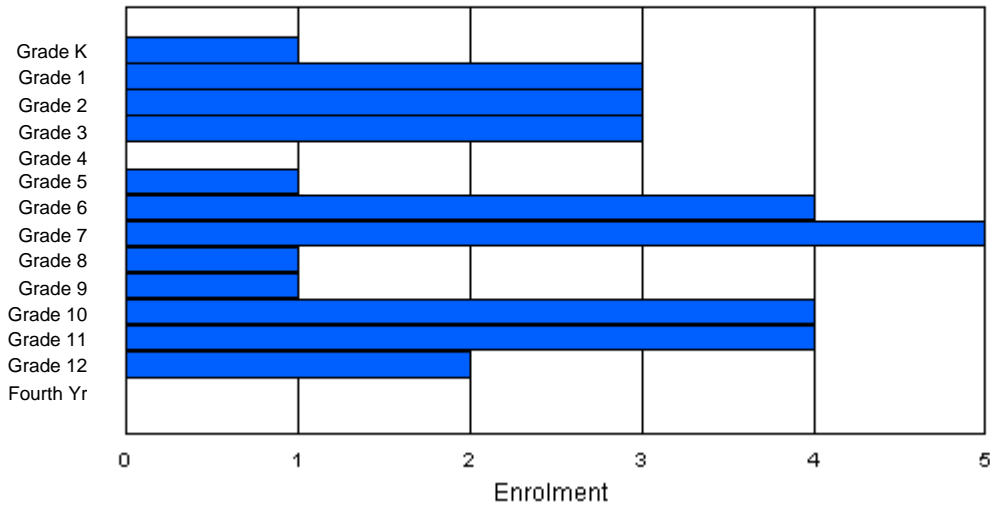
Enrolment By Age and Gender

Gender	Age																Total
	5	6	7	8	9	10	11	12	13	14	15	16	17	18	19	20>	
Male	1	2	2	0	0	0	2	2	0	1	0	4	0	0	0	0	14
Female	0	1	1	3	0	1	2	3	1	0	3	1	2	0	0	0	18
Total	1	3	3	3	0	1	4	5	1	1	3	5	2	0	0	0	32

Enrolment By Grade and Gender

Gender	Grade															Total
	K	1	2	3	4	5	6	7	8	9	10	11	12	4th		
Male	1	2	2	0	0	0	2	2	0	1	0	4	0	0	0	14
Female	0	1	1	3	0	1	2	3	1	0	4	0	2	0	0	18
Total	1	3	3	3	0	1	4	5	1	1	4	4	2	0	0	32

Enrolment By Grade
For 024



* Data from the 2004-2005 AGR(Enrolment/Age as of the last day in Sept./Dec.)

** Newfoundland Statistics Classification System

*** May include itinerant teachers



**School Description Report
2004-05**

District 2 - Western

#025 - St. Joseph's All Grade, Croque

Classification: Rural Community/Western Region**

Grades: 1,2-5,7-12

Number of Grades: 11

[School FTE PTR : 4.1](#)

[District FTE PTR : 12.4](#)

[Provincial FTE PTR : 13.6](#)

[FTE Teachers](#) *** : 4.0

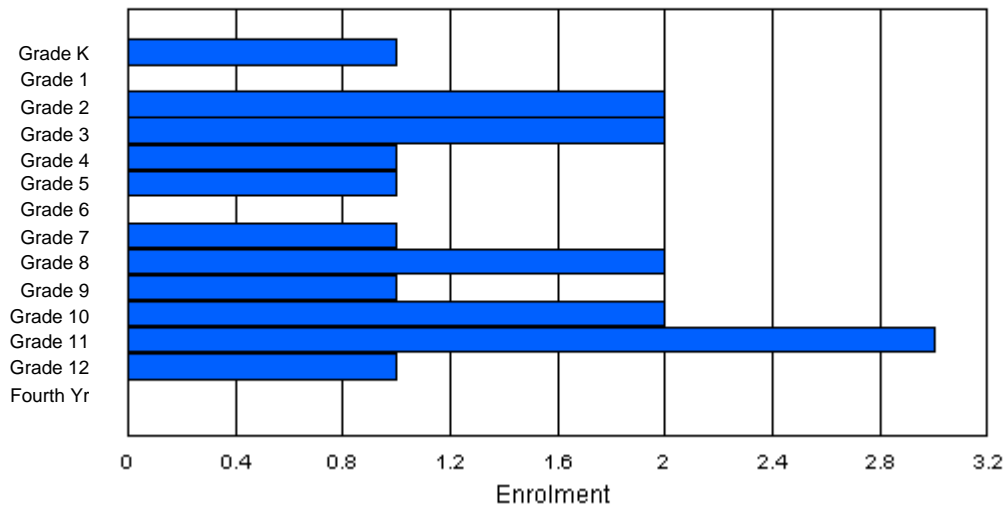
Enrolment By Age and Gender

Gender	Age																Total
	5	6	7	8	9	10	11	12	13	14	15	16	17	18	19	20>	
Male	0	0	1	2	1	1	0	0	2	1	2	2	1	0	0	0	13
Female	1	0	1	0	0	0	0	1	0	0	0	1	0	0	0	0	4
Total	1	0	2	2	1	1	0	1	2	1	2	3	1	0	0	0	17

Enrolment By Grade and Gender

Gender	Grade														Total
	K	1	2	3	4	5	6	7	8	9	10	11	12	4th	
Male	0	0	1	2	1	1	0	0	2	1	2	2	1	0	13
Female	1	0	1	0	0	0	0	1	0	0	0	1	0	0	4
Total	1	0	2	2	1	1	0	1	2	1	2	3	1	0	17

Enrolment By Grade
For 025



* Data from the 2004-2005 AGR(Enrolment/Age as of the last day in Sept./Dec.)

** Newfoundland Statistics Classification System

*** May include itinerant teachers



**School Description Report
2004-05**

District 2 - Western

#026 - H.G. Fillier Academy, Englee

Classification: Rural Community/Western Region**

Grades: K-2,4-9

Number of Grades: 9

[School FTE PTR : 8.3](#)

[District FTE PTR : 12.4](#)

[Provincial FTE PTR : 13.6](#)

[FTE Teachers](#) *** : 8.0

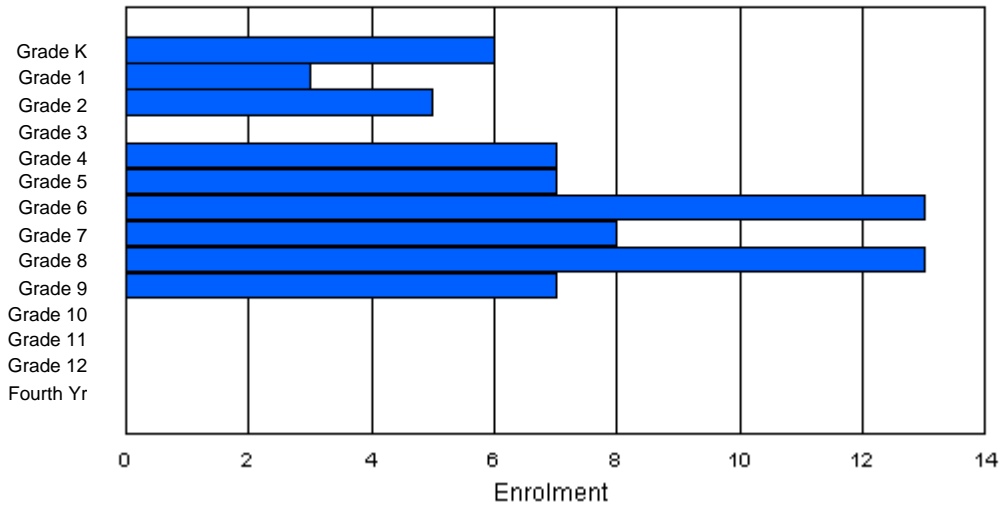
Enrolment By Age and Gender

Gender	Age																Total
	5	6	7	8	9	10	11	12	13	14	15	16	17	18	19	20>	
Male	3	1	1	0	4	6	6	1	5	5	2	0	0	0	0	0	34
Female	3	2	4	0	3	1	6	7	7	2	0	0	0	0	0	0	35
Total	6	3	5	0	7	7	12	8	12	7	2	0	0	0	0	0	69

Enrolment By Grade and Gender

Gender	K	Grade													4th	Total
		1	2	3	4	5	6	7	8	9	10	11	12			
Male	3	1	1	0	4	6	7	0	6	6	0	0	0	0	0	34
Female	3	2	4	0	3	1	6	8	7	1	0	0	0	0	0	35
Total	6	3	5	0	7	7	13	8	13	7	0	0	0	0	0	69

Enrolment By Grade
For 026



* Data from the 2004-2005 AGR(Enrolment/Age as of the last day in Sept./Dec.)

** Newfoundland Statistics Classification System

*** May include itinerant teachers



**School Description Report
2004-05**

District 2 - Western

#027 - Canon Richards High School, Flower's Cove

Classification: Rural Community/Western Region**

Grades: 7-12

Number of Grades: 6

[School FTE PTR : 11.7](#)

[District FTE PTR : 12.4](#)

[Provincial FTE PTR : 13.6](#)

[FTE Teachers](#) *** : 9.0

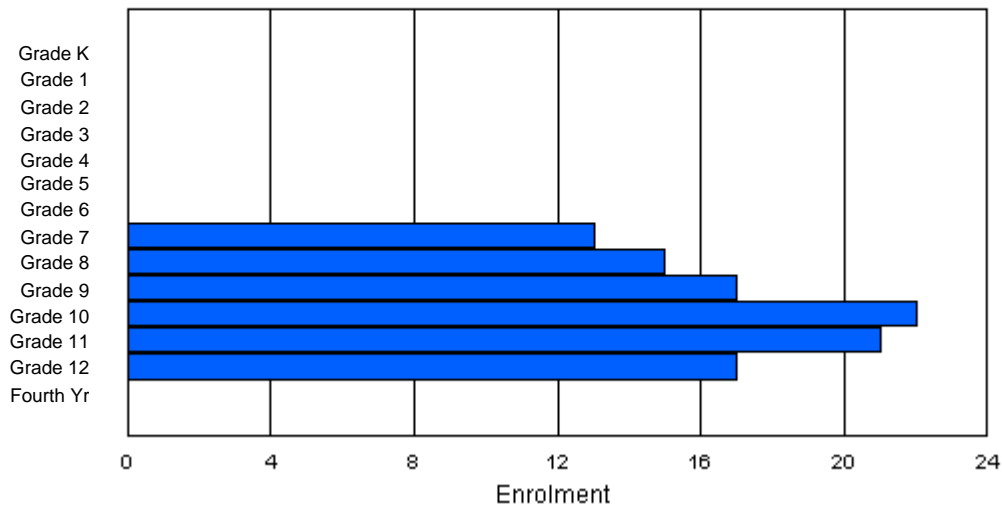
Enrolment By Age and Gender

Gender	Age																Total
	5	6	7	8	9	10	11	12	13	14	15	16	17	18	19	20>	
Male	0	0	0	0	0	0	0	5	10	9	12	12	8	0	0	0	56
Female	0	0	0	0	0	0	1	7	5	8	10	9	9	0	0	0	49
Total	0	0	0	0	0	0	1	12	15	17	22	21	17	0	0	0	105

Enrolment By Grade and Gender

Gender	Grade															Total
	K	1	2	3	4	5	6	7	8	9	10	11	12	4th		
Male	0	0	0	0	0	0	0	5	10	9	12	12	8	0	56	
Female	0	0	0	0	0	0	0	8	5	8	10	9	9	0	49	
Total	0	0	0	0	0	0	0	13	15	17	22	21	17	0	105	

Enrolment By Grade
For 027



* Data from the 2004-2005 AGR(Enrolment/Age as of the last day in Sept./Dec.)

** Newfoundland Statistics Classification System

*** May include itinerant teachers



**School Description Report
2004-05**

District 2 - Western

#028 - Straits Elementary, Flower's Cove

Classification: Rural Community/Western Region**

Grades: K-6

Number of Grades: 7

[School FTE PTR : 11.0](#)

[District FTE PTR : 12.4](#)

[Provincial FTE PTR : 13.6](#)

[FTE Teachers](#) *** : 10.0

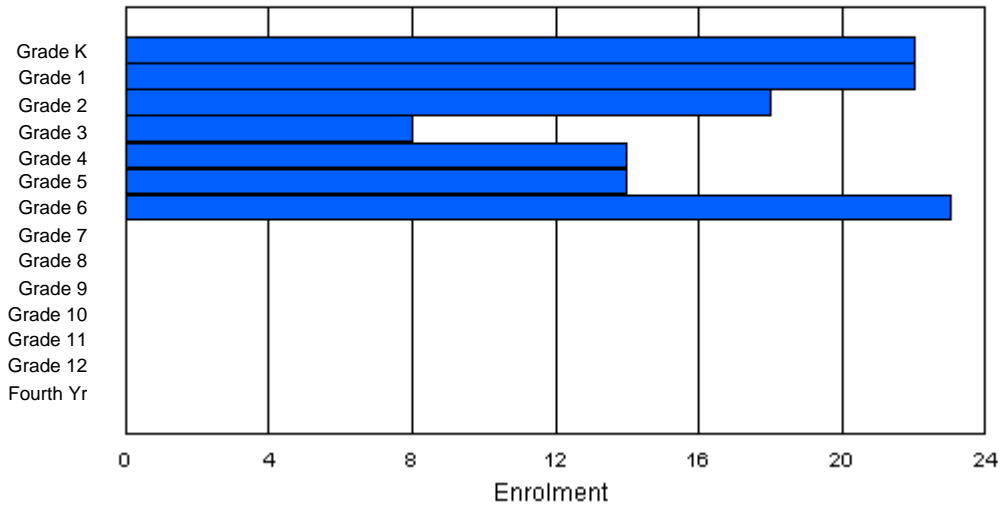
Enrolment By Age and Gender

Gender	Age																Total
	5	6	7	8	9	10	11	12	13	14	15	16	17	18	19	20>	
Male	13	11	12	5	6	6	13	0	0	0	0	0	0	0	0	0	66
Female	9	11	6	3	8	8	10	0	0	0	0	0	0	0	0	0	55
Total	22	22	18	8	14	14	23	0	0	0	0	0	0	0	0	0	121

Enrolment By Grade and Gender

Gender	Grade															Total
	K	1	2	3	4	5	6	7	8	9	10	11	12	4th		
Male	13	11	12	5	6	6	13	0	0	0	0	0	0	0	0	66
Female	9	11	6	3	8	8	10	0	0	0	0	0	0	0	0	55
Total	22	22	18	8	14	14	23	0	0	0	0	0	0	0	0	121

Enrolment By Grade
For 028



* Data from the 2004-2005 AGR(Enrolment/Age as of the last day in Sept./Dec.)

** Newfoundland Statistics Classification System

*** May include itinerant teachers



**School Description Report
2004-05**

District 2 - Western

#030 - Mountain Feild Academy, Forteau

Classification: Rural Community/Labrador Region**

Grades: K-12

Number of Grades: 13

[School FTE PTR : 10.6](#)

[District FTE PTR : 12.4](#)

[Provincial FTE PTR : 13.6](#)

[FTE Teachers](#) *** : 17.0

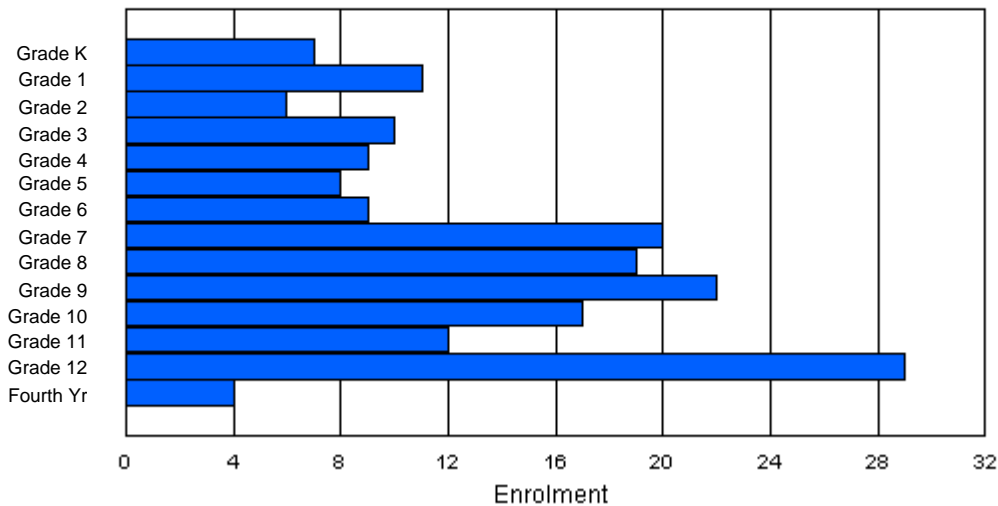
Enrolment By Age and Gender

Gender	Age																Total
	5	6	7	8	9	10	11	12	13	14	15	16	17	18	19	20>	
Male	4	5	4	7	3	2	3	13	12	12	9	10	13	2	1	0	100
Female	3	6	2	3	6	6	6	5	9	10	4	6	13	3	1	0	83
Total	7	11	6	10	9	8	9	18	21	22	13	16	26	5	2	0	183

Enrolment By Grade and Gender

Gender	K	Grade													4th	Total
		1	2	3	4	5	6	7	8	9	10	11	12			
Male	4	5	4	7	3	2	3	15	10	12	12	7	14	2	100	
Female	3	6	2	3	6	6	6	5	9	10	5	5	15	2	83	
Total	7	11	6	10	9	8	9	20	19	22	17	12	29	4	183	

Enrolment By Grade
For 030



* Data from the 2004-2005 AGR(Enrolment/Age as of the last day in Sept./Dec.)

** Newfoundland Statistics Classification System

*** May include itinerant teachers



**School Description Report
2004-05**

District 2 - Western

#032 - Truman Edison Memorial, Griquet

Classification: Rural Community/Western Region**

Grades: K-6

Number of Grades: 7

[School FTE PTR : 7.6](#)

[District FTE PTR : 12.4](#)

[Provincial FTE PTR : 13.6](#)

[FTE Teachers](#) *** : 9.5

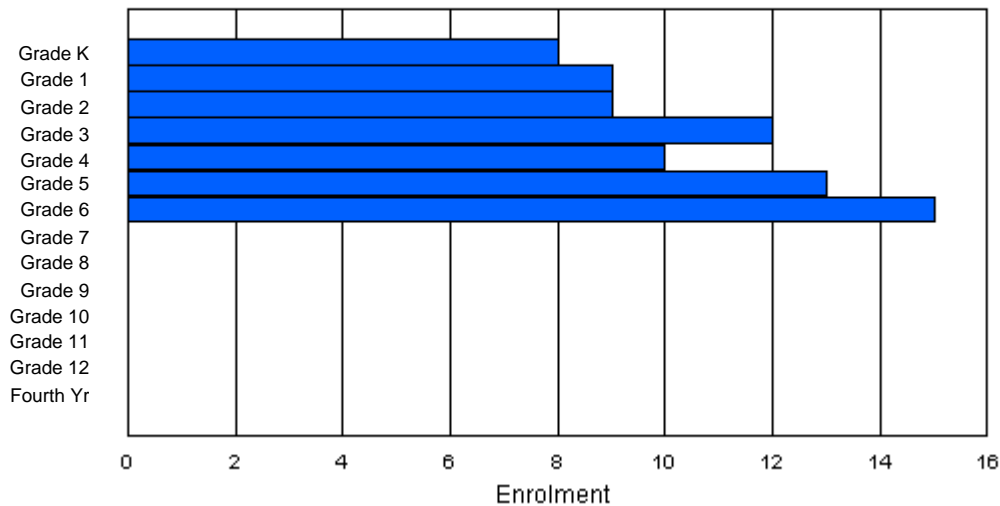
Enrolment By Age and Gender

Gender	Age																Total
	5	6	7	8	9	10	11	12	13	14	15	16	17	18	19	20>	
Male	5	4	4	8	4	7	7	1	0	0	0	0	0	0	0	0	40
Female	3	5	5	4	6	6	7	0	0	0	0	0	0	0	0	0	36
Total	8	9	9	12	10	13	14	1	0	0	0	0	0	0	0	0	76

Enrolment By Grade and Gender

Gender	Grade															Total
	K	1	2	3	4	5	6	7	8	9	10	11	12	4th		
Male	5	4	4	8	4	7	8	0	0	0	0	0	0	0	0	40
Female	3	5	5	4	6	6	7	0	0	0	0	0	0	0	0	36
Total	8	9	9	12	10	13	15	0	0	0	0	0	0	0	0	76

Enrolment By Grade
For 032



* Data from the 2004-2005 AGR(Enrolment/Age as of the last day in Sept./Dec.)

** Newfoundland Statistics Classification System

*** May include itinerant teachers



**School Description Report
2004-05**

District 2 - Western

#034 - Torrent River Academy, Hawke's Bay

Classification: Rural Community/Western Region**

Grades: K-6

Number of Grades: 7

[School FTE PTR : 7.7](#)

[District FTE PTR : 12.4](#)

[Provincial FTE PTR : 13.6](#)

[FTE Teachers](#) *** : 5.0

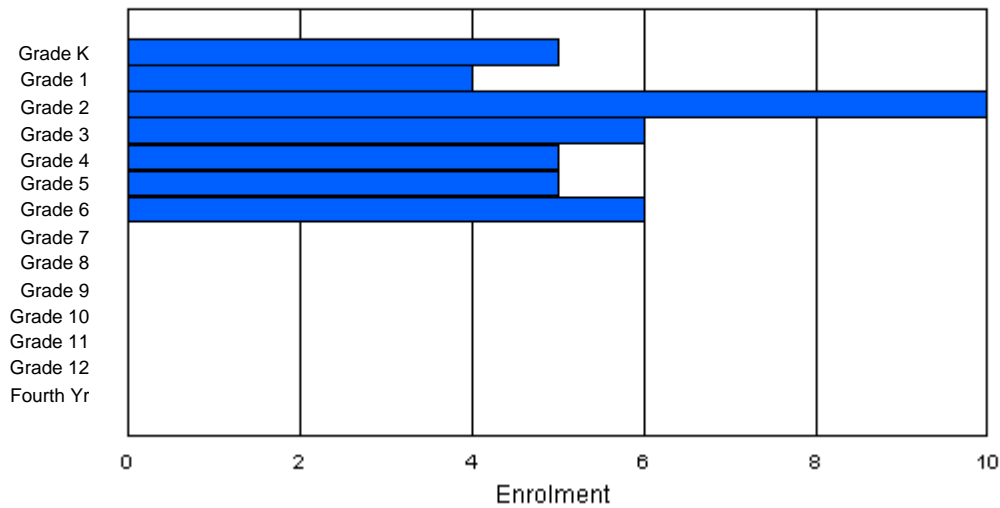
Enrolment By Age and Gender

Gender	Age																Total
	5	6	7	8	9	10	11	12	13	14	15	16	17	18	19	20>	
Male	1	1	6	5	4	3	3	0	0	0	0	0	0	0	0	0	23
Female	4	3	4	1	1	2	3	0	0	0	0	0	0	0	0	0	18
Total	5	4	10	6	5	5	6	0	0	0	0	0	0	0	0	0	41

Enrolment By Grade and Gender

Gender	K	Grade													Total	
		1	2	3	4	5	6	7	8	9	10	11	12	4th		
Male	1	1	6	5	4	3	3	0	0	0	0	0	0	0	0	23
Female	4	3	4	1	1	2	3	0	0	0	0	0	0	0	0	18
Total	5	4	10	6	5	5	6	0	0	0	0	0	0	0	0	41

Enrolment By Grade
For 034



* Data from the 2004-2005 AGR(Enrolment/Age as of the last day in Sept./Dec.)

** Newfoundland Statistics Classification System

*** May include itinerant teachers



**School Description Report
2004-05**

District 2 - Western

#036 - St. Paul's Elementary, L'Anse au Loup

Classification: Rural Community/Labrador Region**

Grades: K-6

Number of Grades: 7

[School FTE PTR : 9.5](#)

[District FTE PTR : 12.4](#)

[Provincial FTE PTR : 13.6](#)

[FTE Teachers](#) *** : 6.0

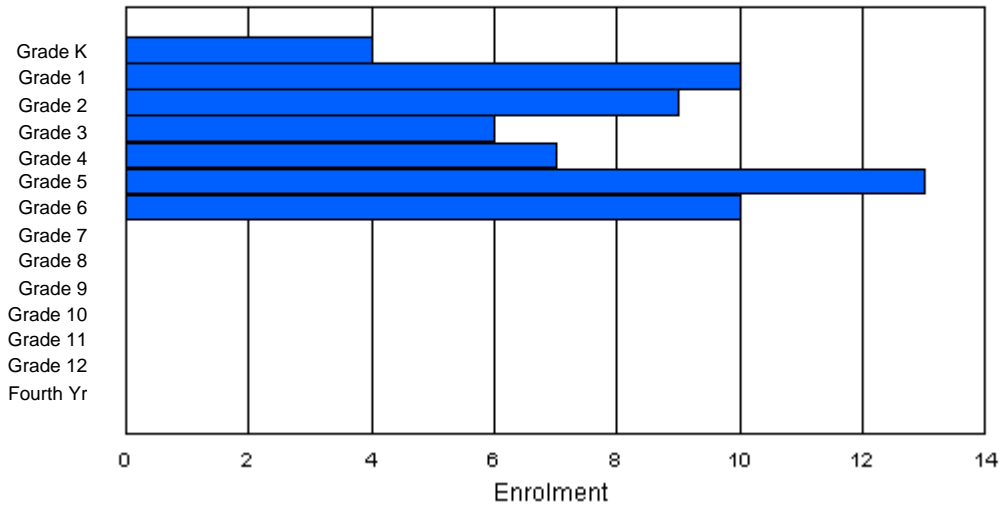
Enrolment By Age and Gender

Gender	Age																Total
	5	6	7	8	9	10	11	12	13	14	15	16	17	18	19	20>	
Male	1	5	2	3	5	8	8	0	0	0	0	0	0	0	0	0	32
Female	3	5	7	3	2	5	2	0	0	0	0	0	0	0	0	0	27
Total	4	10	9	6	7	13	10	0	0	0	0	0	0	0	0	0	59

Enrolment By Grade and Gender

Gender	K	Grade												4th	Total	
		1	2	3	4	5	6	7	8	9	10	11	12			
Male	1	5	2	3	5	8	8	0	0	0	0	0	0	0	0	32
Female	3	5	7	3	2	5	2	0	0	0	0	0	0	0	0	27
Total	4	10	9	6	7	13	10	0	0	0	0	0	0	0	0	59

Enrolment By Grade
For 036



* Data from the 2004-2005 AGR(Enrolment/Age as of the last day in Sept./Dec.)

** Newfoundland Statistics Classification System

*** May include itinerant teachers



**School Description Report
2004-05**

District 2 - Western

#037 - St. James School, Lodge Bay

Classification: Rural Community/Labrador Region**

Grades: K-3,5,7-9

Number of Grades: 8

[School FTE PTR : 8.3](#)

[District FTE PTR : 12.4](#)

[Provincial FTE PTR : 13.6](#)

[FTE Teachers](#) *** : 2.0

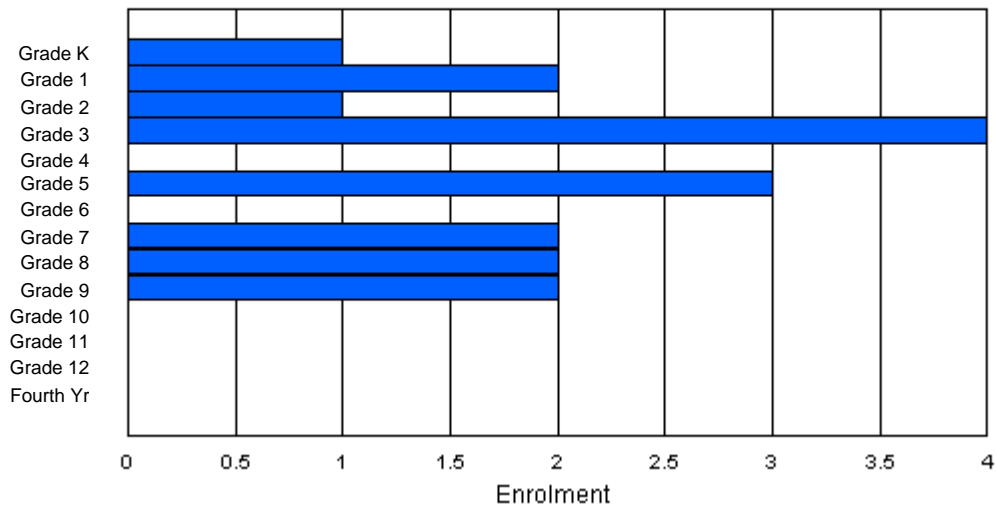
Enrolment By Age and Gender

Gender	Age																Total
	5	6	7	8	9	10	11	12	13	14	15	16	17	18	19	20>	
Male	1	1	0	2	0	1	0	1	1	2	0	0	0	0	0	0	9
Female	0	1	1	2	0	2	0	1	1	0	0	0	0	0	0	0	8
Total	1	2	1	4	0	3	0	2	2	2	0	0	0	0	0	0	17

Enrolment By Grade and Gender

Gender	K	Grade													Total	
		1	2	3	4	5	6	7	8	9	10	11	12	4th		
Male	1	1	0	2	0	1	0	1	1	2	0	0	0	0	0	9
Female	0	1	1	2	0	2	0	1	1	0	0	0	0	0	0	8
Total	1	2	1	4	0	3	0	2	2	2	0	0	0	0	0	17

Enrolment By Grade
For 037



* Data from the 2004-2005 AGR(Enrolment/Age as of the last day in Sept./Dec.)

** Newfoundland Statistics Classification System

*** May include itinerant teachers



**School Description Report
2004-05**

District 2 - Western

#039 - Mary Simms All-Grade, Main Brook

Classification: Rural Community/Western Region**

Grades: 1,3-12

Number of Grades: 11

[School FTE PTR : 6.0](#)

[District FTE PTR : 12.4](#)

[Provincial FTE PTR : 13.6](#)

[FTE Teachers](#) *** : 6.0

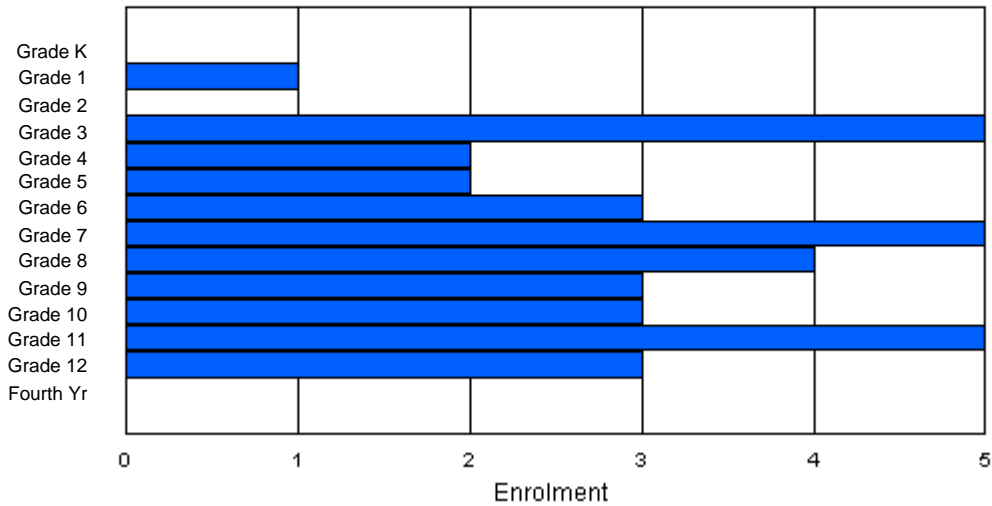
Enrolment By Age and Gender

Gender	Age																	Total
	5	6	7	8	9	10	11	12	13	14	15	16	17	18	19	20>		
Male	0	1	1	1	3	1	2	2	1	2	1	2	1	0	0	0	18	
Female	0	0	0	1	1	0	2	3	3	2	1	4	0	0	1	0	18	
Total	0	1	1	2	4	1	4	5	4	4	2	6	1	0	1	0	36	

Enrolment By Grade and Gender

Gender	Grade															Total
	K	1	2	3	4	5	6	7	8	9	10	11	12	4th		
Male	0	1	0	4	1	2	1	2	1	2	1	1	2	0	18	
Female	0	0	0	1	1	0	2	3	3	1	2	4	1	0	18	
Total	0	1	0	5	2	2	3	5	4	3	3	5	3	0	36	

Enrolment By Grade
For 039



* Data from the 2004-2005 AGR(Enrolment/Age as of the last day in Sept./Dec.)

** Newfoundland Statistics Classification System

*** May include itinerant teachers



**School Description Report
2004-05**

District 2 - Western

#040 - St. Mary's AG, Mary's Harbour

Classification: Rural Community/Labrador Region**

Grades: K-12

Number of Grades: 13

[School FTE PTR : 9.1](#)

[District FTE PTR : 12.4](#)

[Provincial FTE PTR : 13.6](#)

[FTE Teachers](#) *** : 10.0

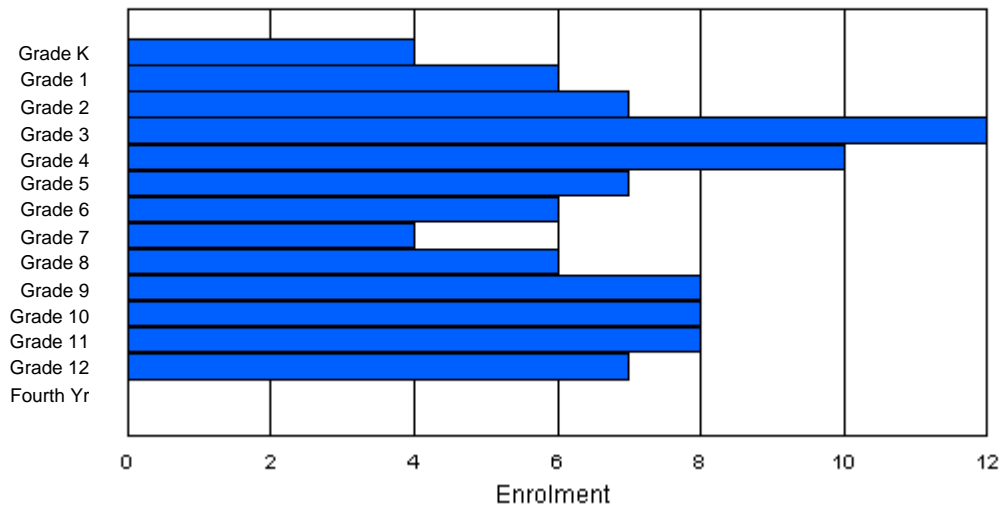
Enrolment By Age and Gender

Gender	Age																Total
	5	6	7	8	9	10	11	12	13	14	15	16	17	18	19	20>	
Male	4	4	3	8	2	3	4	4	5	2	4	3	0	2	0	1	49
Female	0	2	4	3	9	3	3	0	0	4	5	5	3	2	1	0	44
Total	4	6	7	11	11	6	7	4	5	6	9	8	3	4	1	1	93

Enrolment By Grade and Gender

Gender	Grade															Total
	K	1	2	3	4	5	6	7	8	9	10	11	12	4th		
Male	4	4	3	9	1	4	3	4	4	5	2	4	2	0	49	
Female	0	2	4	3	9	3	3	0	2	3	6	4	5	0	44	
Total	4	6	7	12	10	7	6	4	6	8	8	8	7	0	93	

Enrolment By Grade
For 040



* Data from the 2004-2005 AGR(Enrolment/Age as of the last day in Sept./Dec.)

** Newfoundland Statistics Classification System

*** May include itinerant teachers



**School Description Report
2004-05**

District 2 - Western

#041 - Raymond Ward Memorial, Norman Bay

Classification: Rural Community/Labrador Region**

Grades: K,2,3,6-11

Number of Grades: 9

[School FTE PTR : 7.3](#)

[District FTE PTR : 12.4](#)

[Provincial FTE PTR : 13.6](#)

[FTE Teachers](#) *** : 2.0

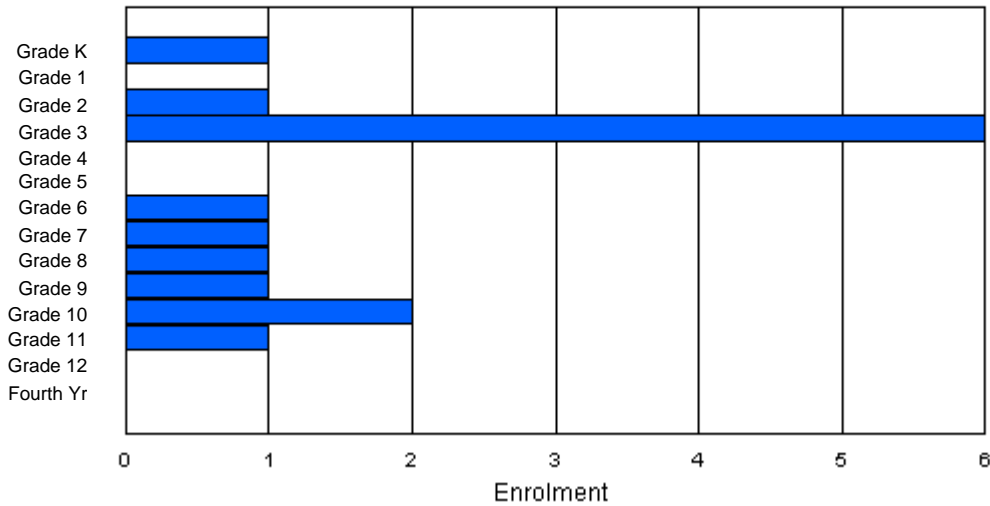
Enrolment By Age and Gender

Gender	Age																Total
	5	6	7	8	9	10	11	12	13	14	15	16	17	18	19	20>	
Male	1	0	0	2	1	0	0	0	1	0	1	1	0	0	0	0	7
Female	0	0	1	3	0	0	0	2	0	1	1	0	0	0	0	0	8
Total	1	0	1	5	1	0	0	2	1	1	2	1	0	0	0	0	15

Enrolment By Grade and Gender

Gender	Grade															Total
	K	1	2	3	4	5	6	7	8	9	10	11	12	4th		
Male	1	0	0	3	0	0	0	0	1	0	1	1	0	0	0	7
Female	0	0	1	3	0	0	1	1	0	1	1	0	0	0	0	8
Total	1	0	1	6	0	0	1	1	1	1	2	1	0	0	15	

Enrolment By Grade
For 041



* Data from the 2004-2005 AGR(Enrolment/Age as of the last day in Sept./Dec.)

** Newfoundland Statistics Classification System

*** May include itinerant teachers



**School Description Report
2004-05**

District 2 - Western

#042 - Pinsent's Arm School, Pinsent's Arm

Classification: Rural Community/Labrador Region**

Grades: 4,6

Number of Grades: 2

[School FTE PTR : 5.0](#)

[District FTE PTR : 12.4](#)

[Provincial FTE PTR : 13.6](#)

[FTE Teachers](#) *** : 1.0

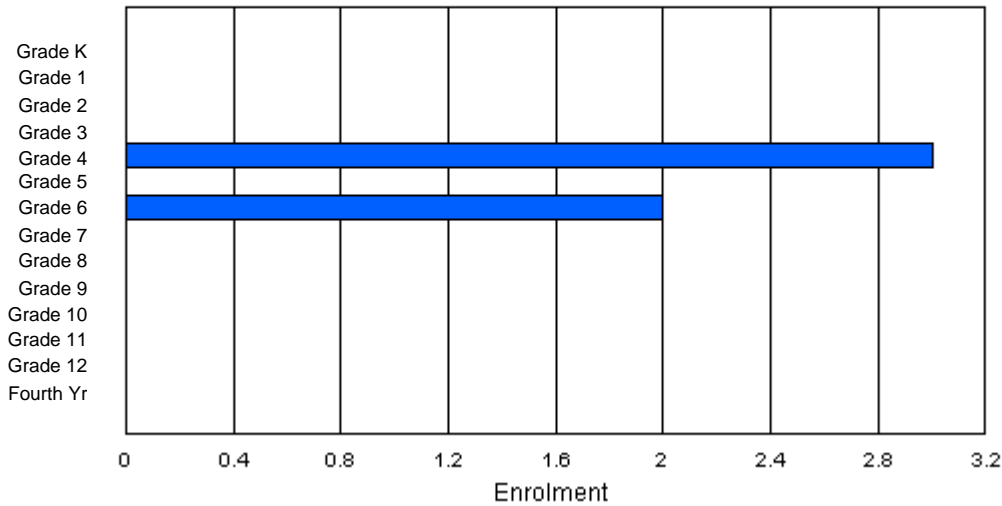
Enrolment By Age and Gender

Gender	Age																Total
	5	6	7	8	9	10	11	12	13	14	15	16	17	18	19	20>	
Male	0	0	0	0	1	1	0	1	0	0	0	0	0	0	0	0	3
Female	0	0	0	0	1	0	1	0	0	0	0	0	0	0	0	0	2
Total	0	0	0	0	2	1	1	1	0	0	0	0	0	0	0	0	5

Enrolment By Grade and Gender

Gender	Grade															Total
	K	1	2	3	4	5	6	7	8	9	10	11	12	4th		
Male	0	0	0	0	2	0	1	0	0	0	0	0	0	0	0	3
Female	0	0	0	0	1	0	1	0	0	0	0	0	0	0	0	2
Total	0	0	0	0	3	0	2	0	0	0	0	0	0	0	0	5

Enrolment By Grade
For 042



* Data from the 2004-2005 AGR(Enrolment/Age as of the last day in Sept./Dec.)

** Newfoundland Statistics Classification System

*** May include itinerant teachers



**School Description Report
2004-05**

District 2 - Western

#046 - D.C. Young School, Port Hope Simpson

Classification: Rural Community/Labrador Region**

Grades: K-12

Number of Grades: 13

[School FTE PTR : 9.3](#)

[District FTE PTR : 12.4](#)

[Provincial FTE PTR : 13.6](#)

[FTE Teachers](#) *** : 10.5

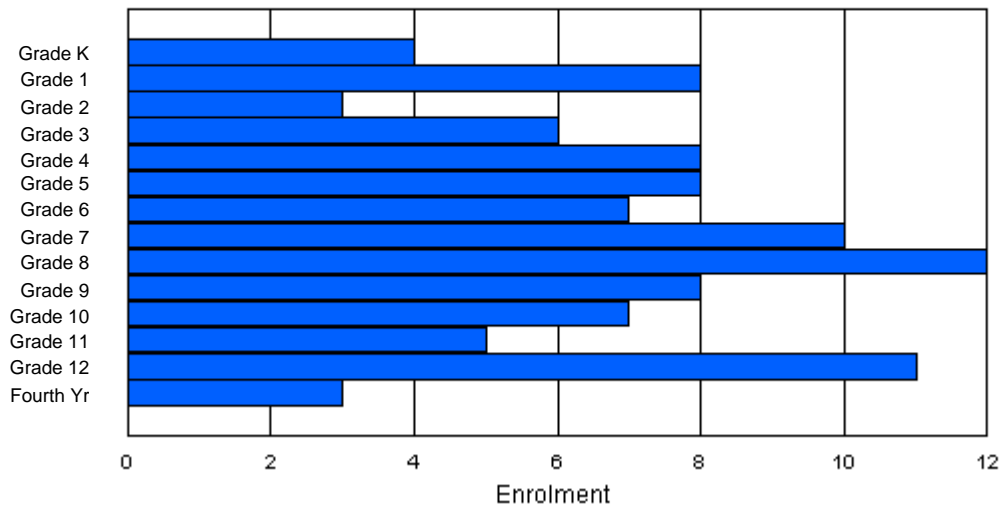
Enrolment By Age and Gender

Gender	Age																Total
	5	6	7	8	9	10	11	12	13	14	15	16	17	18	19	20>	
Male	3	2	1	2	5	5	2	4	3	2	11	5	6	3	0	0	54
Female	1	6	2	4	3	3	4	4	3	4	3	1	5	3	0	0	46
Total	4	8	3	6	8	8	6	8	6	6	14	6	11	6	0	0	100

Enrolment By Grade and Gender

Gender	K	Grade													4th	Total
		1	2	3	4	5	6	7	8	9	10	11	12			
Male	3	2	1	2	5	5	2	5	9	4	6	4	5	1	54	
Female	1	6	2	4	3	3	5	5	3	4	1	1	6	2	46	
Total	4	8	3	6	8	8	7	10	12	8	7	5	11	3	100	

Enrolment By Grade
For 046



* Data from the 2004-2005 AGR(Enrolment/Age as of the last day in Sept./Dec.)

** Newfoundland Statistics Classification System

*** May include itinerant teachers



**School Description Report
2004-05**

District 2 - Western

#047 - Roncalli Central High, Port Saunders

Classification: Rural Community/Western Region**

Grades: 7-12

Number of Grades: 6

[School FTE PTR : 14.8](#)

[District FTE PTR : 12.4](#)

[Provincial FTE PTR : 13.6](#)

[FTE Teachers](#) *** : 15.5

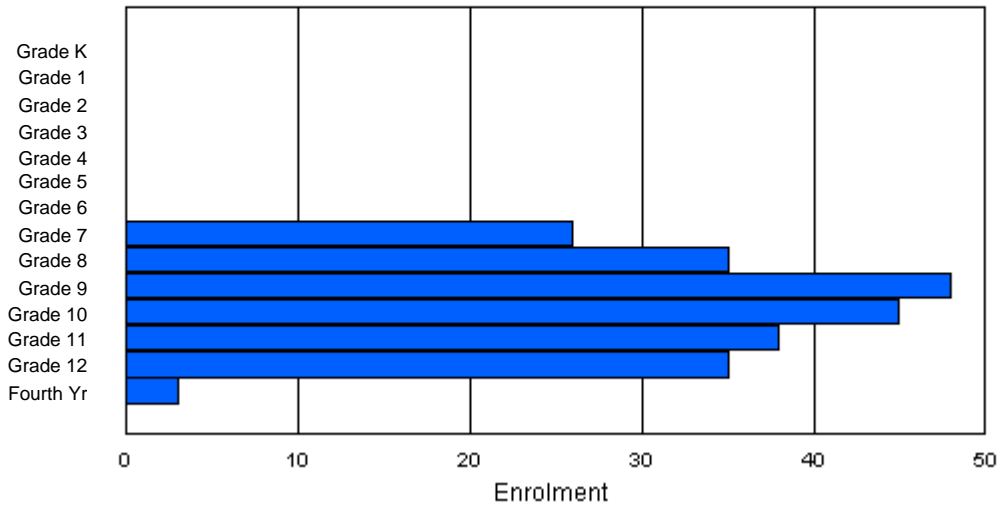
Enrolment By Age and Gender

Gender	Age																Total
	5	6	7	8	9	10	11	12	13	14	15	16	17	18	19	20>	
Male	0	0	0	0	0	0	0	12	15	27	20	24	21	7	1	0	127
Female	0	0	0	0	0	0	0	12	16	16	17	20	19	1	2	0	103
Total	0	0	0	0	0	0	0	24	31	43	37	44	40	8	3	0	230

Enrolment By Grade and Gender

Gender	Grade															Total
	K	1	2	3	4	5	6	7	8	9	10	11	12	4th		
Male	0	0	0	0	0	0	0	14	17	29	27	21	17	2	127	
Female	0	0	0	0	0	0	0	12	18	19	18	17	18	1	103	
Total	0	0	0	0	0	0	0	26	35	48	45	38	35	3	230	

Enrolment By Grade
For 047



* Data from the 2004-2005 AGR(Enrolment/Age as of the last day in Sept./Dec.)

** Newfoundland Statistics Classification System

*** May include itinerant teachers



**School Description Report
2004-05**

District 2 - Western

#048 - St. Theresa's Elementary, Port au Choix

Classification: Rural Community/Western Region**

Grades: K-6

Number of Grades: 7

[School FTE PTR : 10.5](#)

[District FTE PTR : 12.4](#)

[Provincial FTE PTR : 13.6](#)

[FTE Teachers](#) *** : 11.0

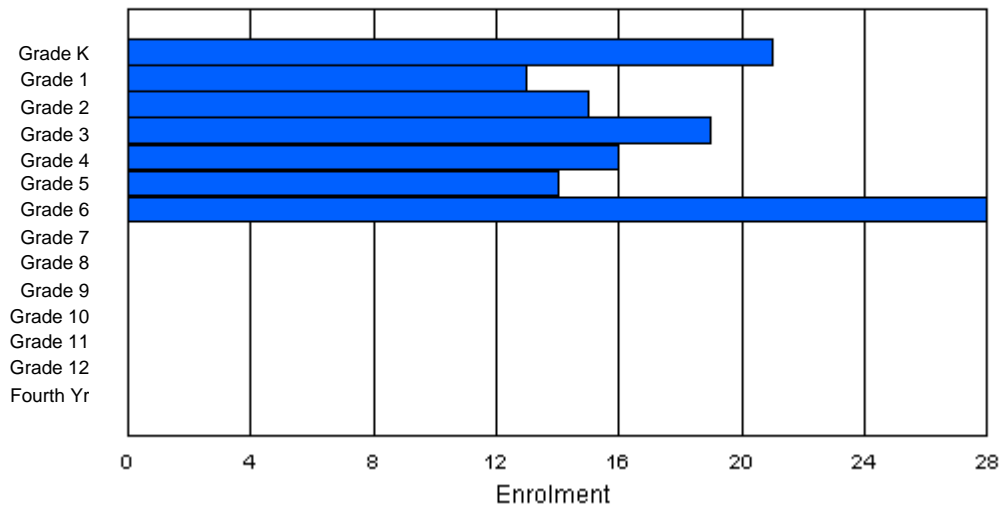
Enrolment By Age and Gender

Gender	Age																Total
	5	6	7	8	9	10	11	12	13	14	15	16	17	18	19	20>	
Male	8	7	8	9	7	8	12	0	0	0	0	0	0	0	0	0	59
Female	13	6	7	10	7	7	16	1	0	0	0	0	0	0	0	0	67
Total	21	13	15	19	14	15	28	1	0	0	0	0	0	0	0	0	126

Enrolment By Grade and Gender

Gender	K	Grade												4th	Total	
		1	2	3	4	5	6	7	8	9	10	11	12			
Male	8	7	8	9	8	8	11	0	0	0	0	0	0	0	0	59
Female	13	6	7	10	8	6	17	0	0	0	0	0	0	0	0	67
Total	21	13	15	19	16	14	28	0	0	0	0	0	0	0	0	126

Enrolment By Grade
For 048



* Data from the 2004-2005 AGR(Enrolment/Age as of the last day in Sept./Dec.)

** Newfoundland Statistics Classification System

*** May include itinerant teachers



**School Description Report
2004-05**

District 2 - Western

#049 - Pistolet Bay School, Raleigh

Classification: Rural Community/Western Region**

Grades: K-6

Number of Grades: 10

[School FTE PTR : 7.4](#)

[District FTE PTR : 12.4](#)

[Provincial FTE PTR : 13.6](#)

[FTE Teachers](#) *** : 4.0

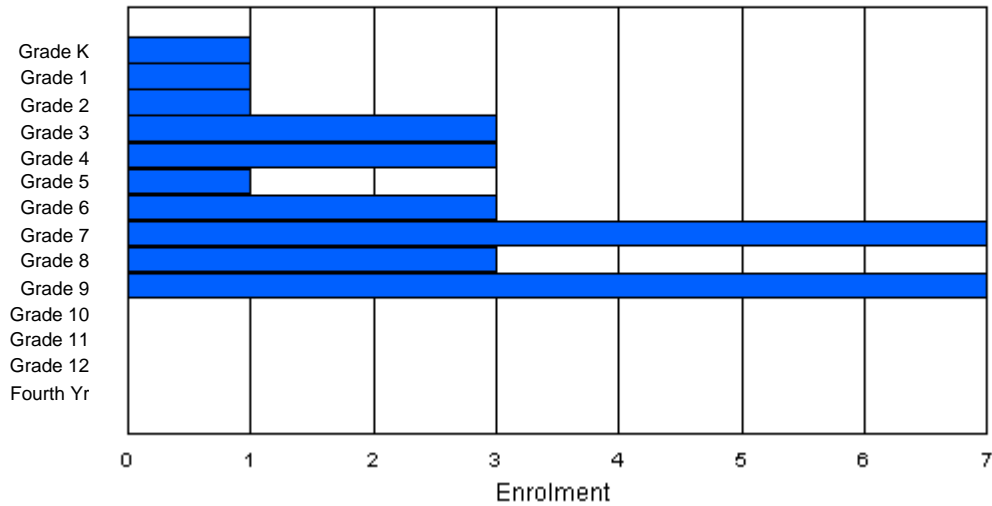
Enrolment By Age and Gender

Gender	Age																Total
	5	6	7	8	9	10	11	12	13	14	15	16	17	18	19	20>	
Male	0	1	1	1	3	1	1	1	2	4	0	0	0	0	0	0	15
Female	1	0	0	2	0	0	2	6	1	3	0	0	0	0	0	0	15
Total	1	1	1	3	3	1	3	7	3	7	0	0	0	0	0	0	30

Enrolment By Grade and Gender

Gender	K	Grade													Total
		1	2	3	4	5	6	7	8	9	10	11	12	4th	
Male	0	1	1	1	3	1	1	1	2	4	0	0	0	0	15
Female	1	0	0	2	0	0	2	6	1	3	0	0	0	0	15
Total	1	1	1	3	3	1	3	7	3	7	0	0	0	0	30

Enrolment By Grade
For 049



* Data from the 2004-2005 AGR(Enrolment/Age as of the last day in Sept./Dec.)

** Newfoundland Statistics Classification System

*** May include itinerant teachers



**School Description Report
2004-05**

District 2 - Western

#050 - Basque Memorial, Red Bay

Classification: Rural Community/Labrador Region**

Grades: K-12

Number of Grades: 13

[School FTE PTR : 5.5](#)

[District FTE PTR : 12.4](#)

[Provincial FTE PTR : 13.6](#)

[FTE Teachers](#) *** : 6.0

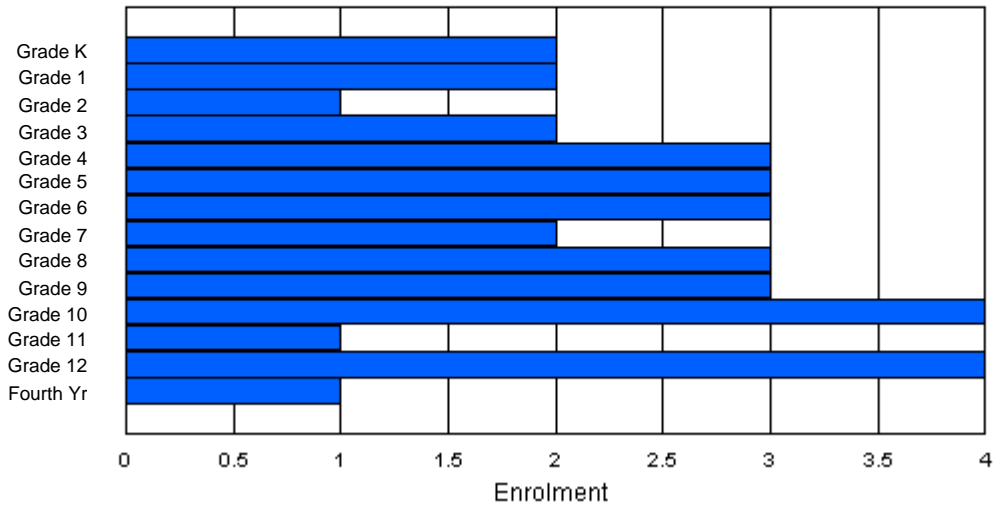
Enrolment By Age and Gender

Gender	Age																Total
	5	6	7	8	9	10	11	12	13	14	15	16	17	18	19	20>	
Male	1	1	1	2	1	3	3	1	2	3	1	0	1	0	0	0	20
Female	1	1	0	0	2	0	0	1	0	1	3	1	1	1	2	0	14
Total	2	2	1	2	3	3	3	2	2	4	4	1	2	1	2	0	34

Enrolment By Grade and Gender

Gender	K	Grade													Total
		1	2	3	4	5	6	7	8	9	10	11	12	4th	
Male	1	1	1	2	1	3	3	1	3	2	1	0	1	0	20
Female	1	1	0	0	2	0	0	1	0	1	3	1	3	1	14
Total	2	2	1	2	3	3	3	2	3	3	4	1	4	1	34

Enrolment By Grade
For 050



* Data from the 2004-2005 AGR(Enrolment/Age as of the last day in Sept./Dec.)

** Newfoundland Statistics Classification System

*** May include itinerant teachers



**School Description Report
2004-05**

District 2 - Western

#052 - Harriot Curtis Collegiate, St. Anthony

Classification: Rural Community/Western Region**

Grades: 8-12

Number of Grades: 5

[School FTE PTR : 14.1](#)

[District FTE PTR : 12.4](#)

[Provincial FTE PTR : 13.6](#)

[FTE Teachers](#) *** : 18.5

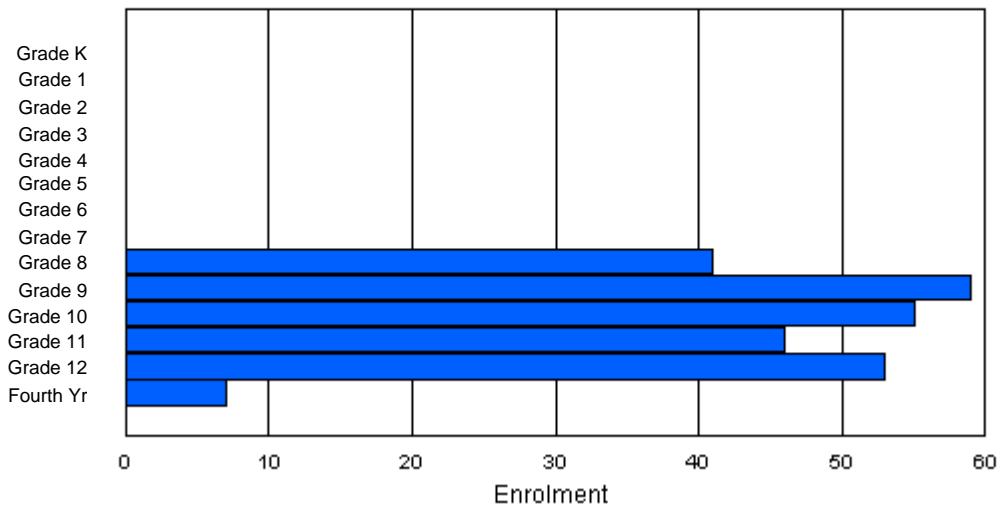
Enrolment By Age and Gender

Gender	Age																Total
	5	6	7	8	9	10	11	12	13	14	15	16	17	18	19	20>	
Male	0	0	0	0	0	0	0	0	17	18	31	29	25	11	2	0	133
Female	0	0	0	0	0	0	0	0	17	33	30	17	25	5	1	0	128
Total	0	0	0	0	0	0	0	0	34	51	61	46	50	16	3	0	261

Enrolment By Grade and Gender

Gender	Grade															Total
	K	1	2	3	4	5	6	7	8	9	10	11	12	4th		
Male	0	0	0	0	0	0	0	0	18	25	30	27	28	5	133	
Female	0	0	0	0	0	0	0	0	23	34	25	19	25	2	128	
Total	0	0	0	0	0	0	0	0	41	59	55	46	53	7	261	

Enrolment By Grade
For 052



* Data from the 2004-2005 AGR(Enrolment/Age as of the last day in Sept./Dec.)

** Newfoundland Statistics Classification System

*** May include itinerant teachers



**School Description Report
2004-05**

District 2 - Western

#053 - St. Anthony Elementary, St. Anthony

Classification: Rural Community/Western Region**

Grades: K-7

Number of Grades: 8

[School FTE PTR : 13.5](#)

[District FTE PTR : 12.4](#)

[Provincial FTE PTR : 13.6](#)

[FTE Teachers](#) *** : 19.0

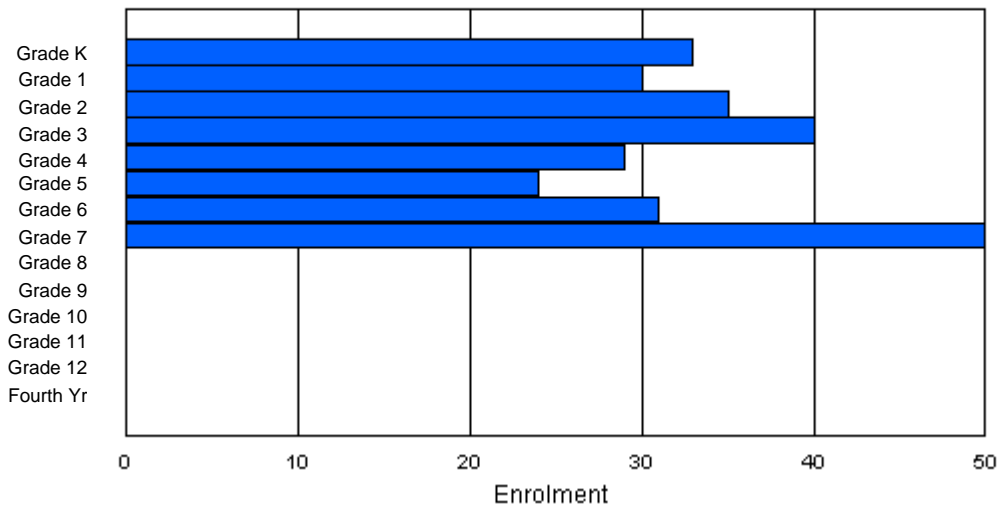
Enrolment By Age and Gender

Gender	Age																Total
	5	6	7	8	9	10	11	12	13	14	15	16	17	18	19	20>	
Male	16	11	18	19	14	11	15	26	3	0	0	0	0	0	0	0	133
Female	17	17	19	21	15	13	16	21	0	0	0	0	0	0	0	0	139
Total	33	28	37	40	29	24	31	47	3	0	0	0	0	0	0	0	272

Enrolment By Grade and Gender

Gender	Grade														Total
	K	1	2	3	4	5	6	7	8	9	10	11	12	4th	
Male	16	13	16	19	14	11	15	29	0	0	0	0	0	0	133
Female	17	17	19	21	15	13	16	21	0	0	0	0	0	0	139
Total	33	30	35	40	29	24	31	50	0	0	0	0	0	0	272

Enrolment By Grade
For 053



* Data from the 2004-2005 AGR(Enrolment/Age as of the last day in Sept./Dec.)

** Newfoundland Statistics Classification System

*** May include itinerant teachers



School Description Report 2004-05

District 2 - Western

#054 - St. Lewis Academy, St. Lewis

Classification: Rural Community/Labrador Region**

Grades: K, 2-12

Number of Grades: 12

[School FTE PTR : 8.4](#)

[District FTE PTR : 12.4](#)

[Provincial FTE PTR : 13.6](#)

[FTE Teachers](#) *** : 7.0

Enrolment By Age and Gender

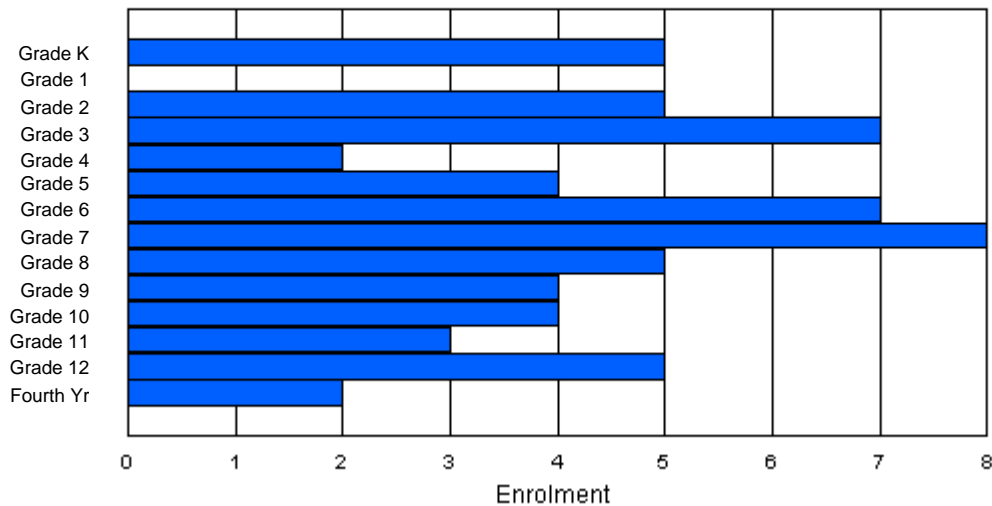
Gender	Age																Total
	5	6	7	8	9	10	11	12	13	14	15	16	17	18	19	20>	
Male	2	0	2	4	0	3	4	7	2	2	1	0	3	2	0	0	32
Female	3	0	2	4	2	0	2	3	3	2	2	1	3	1	1	0	29
Total	5	0	4	8	2	3	6	10	5	4	3	1	6	3	1	0	61

Enrolment By Grade and Gender

Gender	K	Grade													Total
		1	2	3	4	5	6	7	8	9	10	11	12	4th	
Male	2	0	3	3	0	4	4	6	2	2	2	2	2	0	32
Female	3	0	2	4	2	0	3	2	3	2	2	1	3	2	29
Total	5	0	5	7	2	4	7	8	5	4	4	3	5	2	61

Enrolment By Grade

For 054



* Data from the 2004-2005 AGR(Enrolment/Age as of the last day in Sept./Dec.)

** Newfoundland Statistics Classification System

*** May include itinerant teachers



School Description Report 2004-05

District 2 - Western

#055 - Our Lady of Labrador, West St. Modeste

Classification: Rural Community/Labrador Region**

Grades: K-3,5-12

Number of Grades: 12

[School FTE PTR : 9.5](#)

[District FTE PTR : 12.4](#)

[Provincial FTE PTR : 13.6](#)

[FTE Teachers](#) *** : 7.0

Enrolment By Age and Gender

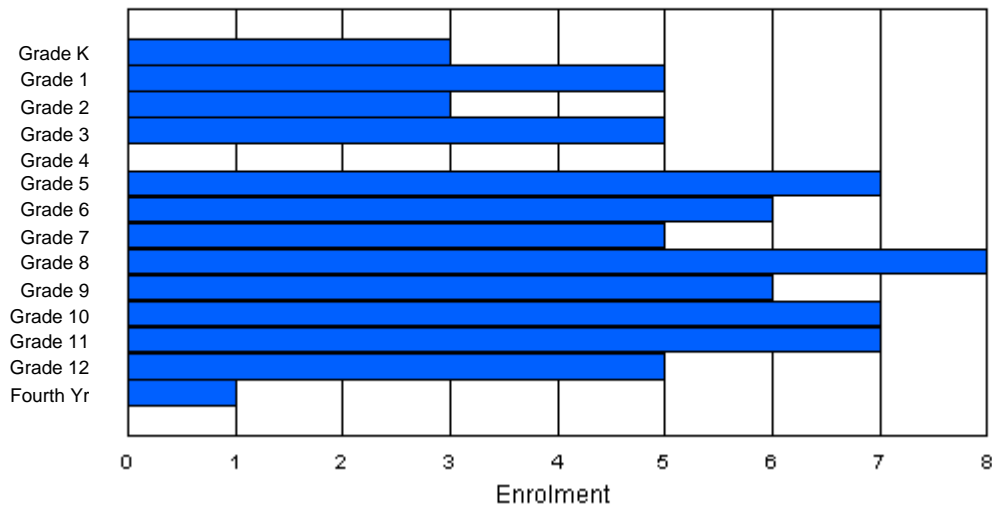
Gender	<u>Age</u>																Total
	5	6	7	8	9	10	11	12	13	14	15	16	17	18	19	20>	
Male	0	4	2	3	0	4	1	4	7	0	4	6	2	2	0	0	39
Female	3	1	1	2	0	3	3	3	1	4	3	2	3	0	0	0	29
Total	3	5	3	5	0	7	4	7	8	4	7	8	5	2	0	0	68

Enrolment By Grade and Gender

Gender	<u>Grade</u>															Total
	K	1	2	3	4	5	6	7	8	9	10	11	12	4th		
Male	0	4	2	3	0	4	3	2	7	1	5	5	2	1	39	
Female	3	1	1	2	0	3	3	3	1	5	2	2	3	0	29	
Total	3	5	3	5	0	7	6	5	8	6	7	7	5	1	68	

Enrolment By Grade

For 055



* Data from the 2004-2005 AGR(Enrolment/Age as of the last day in Sept./Dec.)

** Newfoundland Statistics Classification System

*** May include itinerant teachers



**School Description Report
2004-05**

District 2 - Western

#056 - William's Harbour School, Williams Harbour

Classification: Rural Community/Labrador Region**

Grades: 1,3,5,7,9

Number of Grades: 5

[School FTE PTR : 3.0](#)

[District FTE PTR : 12.4](#)

[Provincial FTE PTR : 13.6](#)

[FTE Teachers](#) *** : 2.0

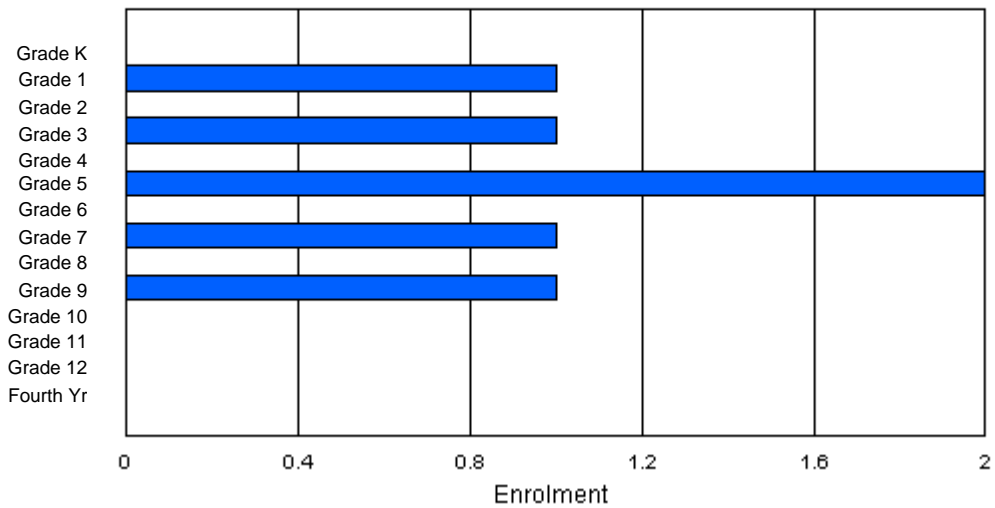
Enrolment By Age and Gender

Gender	Age																Total
	5	6	7	8	9	10	11	12	13	14	15	16	17	18	19	20>	
Male	0	0	0	1	0	2	0	0	0	1	0	0	0	0	0	0	4
Female	0	1	0	0	0	0	0	1	0	0	0	0	0	0	0	0	2
Total	0	1	0	1	0	2	0	1	0	1	0	0	0	0	0	0	6

Enrolment By Grade and Gender

Gender	Grade														Total
	K	1	2	3	4	5	6	7	8	9	10	11	12	4th	
Male	0	0	0	1	0	2	0	0	0	1	0	0	0	0	4
Female	0	1	0	0	0	0	0	1	0	0	0	0	0	0	2
Total	0	1	0	1	0	2	0	1	0	1	0	0	0	0	6

Enrolment By Grade
For 056



* Data from the 2004-2005 AGR(Enrolment/Age as of the last day in Sept./Dec.)

** Newfoundland Statistics Classification System

*** May include itinerant teachers



**School Description Report
2004-05**

District 2 - Western

#057 - St. Peter's Academy, Benoit's Cove

Classification: Rural Community/Western Region**

Grades: K-9

Number of Grades: 10

[School FTE PTR : 12.7](#)

[District FTE PTR : 12.4](#)

[Provincial FTE PTR : 13.6](#)

[FTE Teachers](#) *** : 17.0

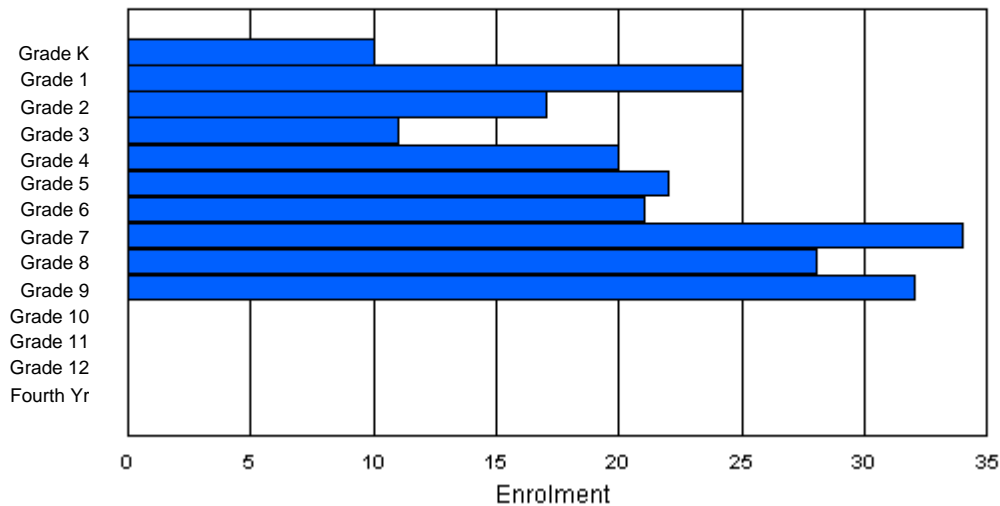
Enrolment By Age and Gender

Gender	Age																Total
	5	6	7	8	9	10	11	12	13	14	15	16	17	18	19	20>	
Male	2	16	9	7	6	11	12	17	10	11	3	0	0	0	0	0	104
Female	8	8	7	6	13	11	10	17	17	18	1	0	0	0	0	0	116
Total	10	24	16	13	19	22	22	34	27	29	4	0	0	0	0	0	220

Enrolment By Grade and Gender

Gender	Grade														Total
	K	1	2	3	4	5	6	7	8	9	10	11	12	4th	
Male	2	16	10	6	7	11	11	17	11	13	0	0	0	0	104
Female	8	9	7	5	13	11	10	17	17	19	0	0	0	0	116
Total	10	25	17	11	20	22	21	34	28	32	0	0	0	0	220

Enrolment By Grade
For 057



* Data from the 2004-2005 AGR(Enrolment/Age as of the last day in Sept./Dec.)

** Newfoundland Statistics Classification System

*** May include itinerant teachers



**School Description Report
2004-05**

District 2 - Western

#060 - C.C. Loughlin Elementary, Corner Brook

Classification: Urban Community/Western Region**

Grades: K-6

Number of Grades: 7

[School FTE PTR : 14.4](#)

[District FTE PTR : 12.4](#)

[Provincial FTE PTR : 13.6](#)

[FTE Teachers](#) *** : 35.0

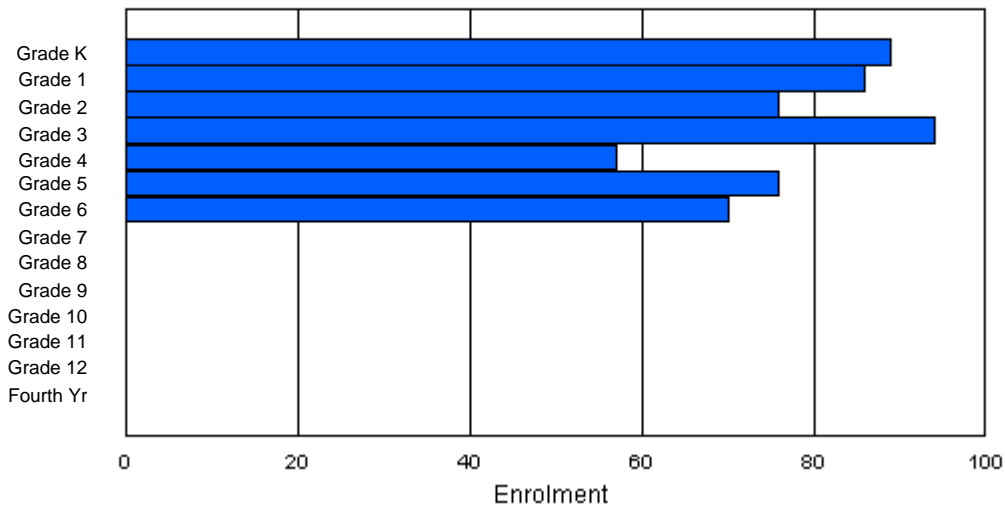
Enrolment By Age and Gender

Gender	Age																Total
	5	6	7	8	9	10	11	12	13	14	15	16	17	18	19	20>	
Male	38	42	35	51	31	30	34	1	0	0	0	0	0	0	0	0	262
Female	50	45	39	41	30	43	38	0	0	0	0	0	0	0	0	0	286
Total	88	87	74	92	61	73	72	1	0	0	0	0	0	0	0	0	548

Enrolment By Grade and Gender

Gender	Grade														Total	
	K	1	2	3	4	5	6	7	8	9	10	11	12	4th		
Male	39	41	37	53	27	33	32	0	0	0	0	0	0	0	0	262
Female	50	45	39	41	30	43	38	0	0	0	0	0	0	0	0	286
Total	89	86	76	94	57	76	70	0	0	0	0	0	0	0	0	548

Enrolment By Grade
For 060



* Data from the 2004-2005 AGR(Enrolment/Age as of the last day in Sept./Dec.)

** Newfoundland Statistics Classification System

*** May include itinerant teachers



**School Description Report
2004-05**

District 2 - Western

#062 - G.C. Rowe Junior High, Corner Brook

Classification: Urban Community/Western Region**

Grades: 7-9

Number of Grades: 3

[School FTE PTR : 16.6](#)

[District FTE PTR : 12.4](#)

[Provincial FTE PTR : 13.6](#)

[FTE Teachers](#) *** : 28.8

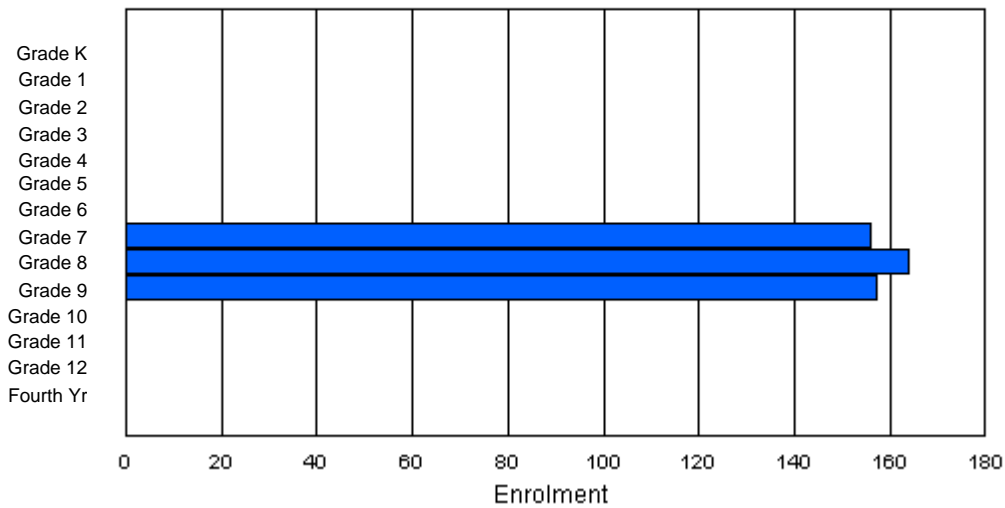
Enrolment By Age and Gender

Gender	Age																Total
	5	6	7	8	9	10	11	12	13	14	15	16	17	18	19	20>	
Male	0	0	0	0	1	0	1	68	89	68	12	2	0	0	0	0	241
Female	0	0	0	0	0	0	1	75	73	79	8	0	0	0	0	0	236
Total	0	0	0	0	1	0	2	143	162	147	20	2	0	0	0	0	477

Enrolment By Grade and Gender

Gender	Grade															Total
	K	1	2	3	4	5	6	7	8	9	10	11	12	4th		
Male	0	0	0	0	0	0	0	78	89	74	0	0	0	0	0	241
Female	0	0	0	0	0	0	0	78	75	83	0	0	0	0	0	236
Total	0	0	0	0	0	0	0	156	164	157	0	0	0	0	0	477

Enrolment By Grade
For 062



* Data from the 2004-2005 AGR(Enrolment/Age as of the last day in Sept./Dec.)

** Newfoundland Statistics Classification System

*** May include itinerant teachers



School Description Report 2004-05

District 2 - Western

#063 - Herdman Collegiate, Corner Brook

Classification: Urban Community/Western Region**

Grades: 10-12

Number of Grades: 3

[School FTE PTR : 16.8](#)

[District FTE PTR : 12.4](#)

[Provincial FTE PTR : 13.6](#)

[FTE Teachers](#) *** : 28.0

Enrolment By Age and Gender

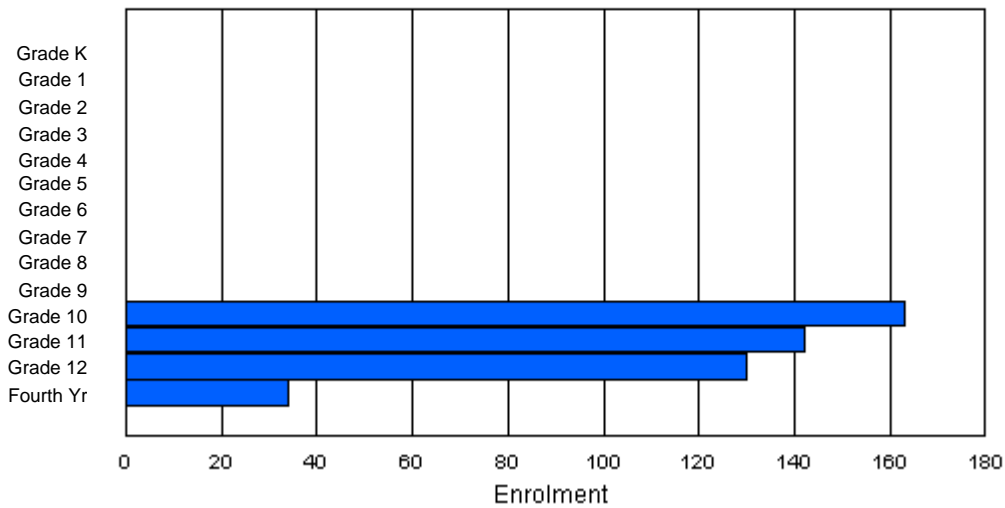
Gender	Age																	Total
	5	6	7	8	9	10	11	12	13	14	15	16	17	18	19	20>		
Male	0	0	0	0	0	0	0	0	0	0	75	65	73	24	5	0	242	
Female	0	0	0	0	0	0	0	0	0	0	69	76	61	19	2	0	227	
Total	0	0	0	0	0	0	0	0	0	0	144	141	134	43	7	0	469	

Enrolment By Grade and Gender

Gender	Grade															Total
	K	1	2	3	4	5	6	7	8	9	10	11	12	4th		
Male	0	0	0	0	0	0	0	0	0	0	86	66	70	20	242	
Female	0	0	0	0	0	0	0	0	0	0	77	76	60	14	227	
Total	0	0	0	0	0	0	0	0	0	0	163	142	130	34	469	

Enrolment By Grade

For 063



* Data from the 2004-2005 AGR(Enrolment/Age as of the last day in Sept./Dec.)

** Newfoundland Statistics Classification System

*** May include itinerant teachers



School Description Report 2004-05

District 2 - Western

#065 - Humber Elementary, Corner Brook

Classification: Urban Community/Western Region**

Grades: K-6

Number of Grades: 7

[School FTE PTR : 15.0](#)

[District FTE PTR : 12.4](#)

[Provincial FTE PTR : 13.6](#)

[FTE Teachers](#) *** : 22.5

Enrolment By Age and Gender

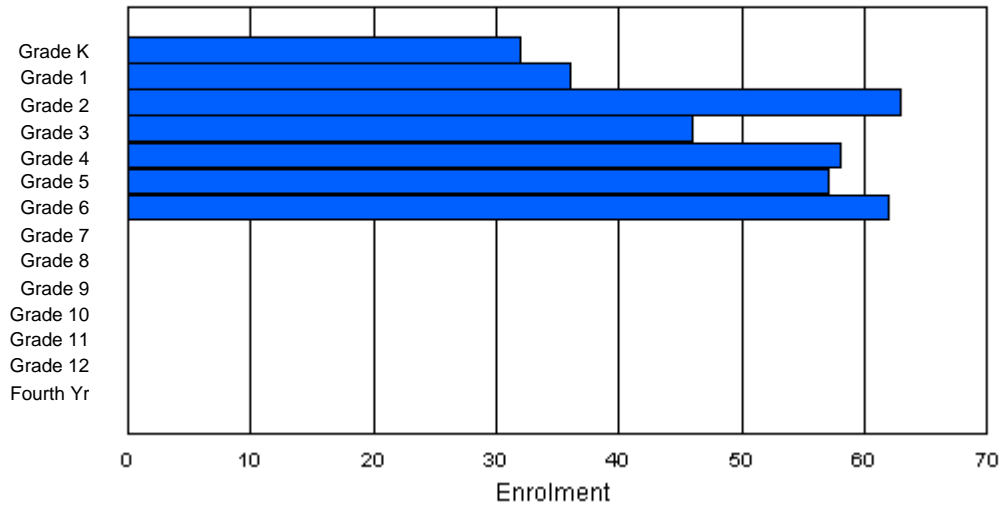
Gender	Age																Total
	5	6	7	8	9	10	11	12	13	14	15	16	17	18	19	20>	
Male	15	16	34	21	33	32	34	2	0	0	0	0	0	0	0	0	187
Female	17	18	28	27	25	20	30	2	0	0	0	0	0	0	0	0	167
Total	32	34	62	48	58	52	64	4	0	0	0	0	0	0	0	0	354

Enrolment By Grade and Gender

Gender	Grade														Total
	K	1	2	3	4	5	6	7	8	9	10	11	12	4th	
Male	15	17	35	19	34	34	33	0	0	0	0	0	0	0	187
Female	17	19	28	27	24	23	29	0	0	0	0	0	0	0	167
Total	32	36	63	46	58	57	62	0	0	0	0	0	0	0	354

Enrolment By Grade

For 065



* Data from the 2004-2005 AGR(Enrolment/Age as of the last day in Sept./Dec.)

** Newfoundland Statistics Classification System

*** May include itinerant teachers



**School Description Report
2004-05**

District 2 - Western

#066 - J.J. Curling Elementary, Corner Brook

Classification: Urban Community/Western Region**

Grades: K-6

Number of Grades: 7

[School FTE PTR : 14.9](#)

[District FTE PTR : 12.4](#)

[Provincial FTE PTR : 13.6](#)

[FTE Teachers](#) *** : 23.0

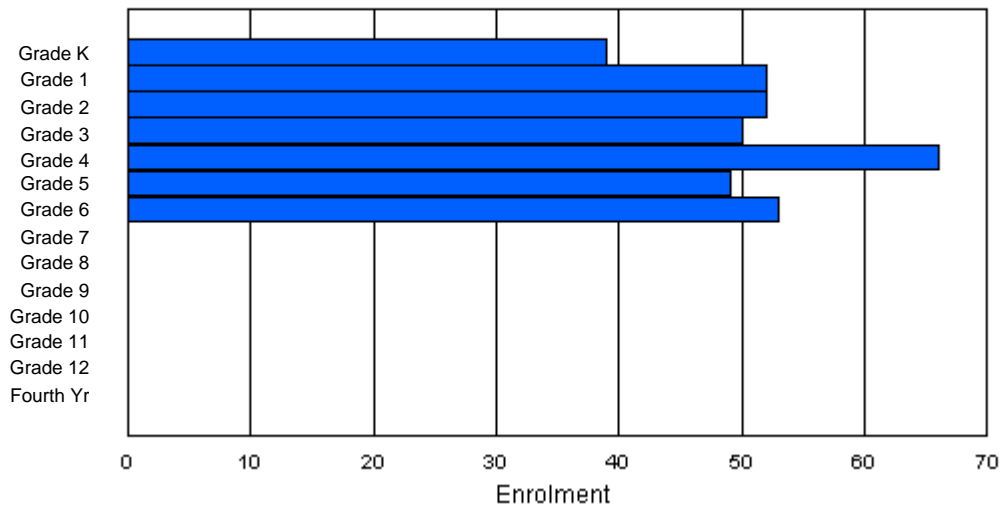
Enrolment By Age and Gender

Gender	Age																Total
	5	6	7	8	9	10	11	12	13	14	15	16	17	18	19	20>	
Male	17	26	31	32	41	21	26	0	0	0	0	0	0	0	0	0	194
Female	19	27	21	20	22	28	29	1	0	0	0	0	0	0	0	0	167
Total	36	53	52	52	63	49	55	1	0	0	0	0	0	0	0	0	361

Enrolment By Grade and Gender

Gender	Grade														Total
	K	1	2	3	4	5	6	7	8	9	10	11	12	4th	
Male	19	26	31	30	44	19	25	0	0	0	0	0	0	0	194
Female	20	26	21	20	22	30	28	0	0	0	0	0	0	0	167
Total	39	52	52	50	66	49	53	0	0	0	0	0	0	0	361

Enrolment By Grade
For 066



* Data from the 2004-2005 AGR(Enrolment/Age as of the last day in Sept./Dec.)

** Newfoundland Statistics Classification System

*** May include itinerant teachers



**School Description Report
2004-05**

District 2 - Western

#067 - Presentation Junior High, Corner Brook

Classification: Urban Community/Western Region**

Grades: 7-9

Number of Grades: 3

[School FTE PTR : 16.1](#)

[District FTE PTR : 12.4](#)

[Provincial FTE PTR : 13.6](#)

[FTE Teachers](#) *** : 25.0

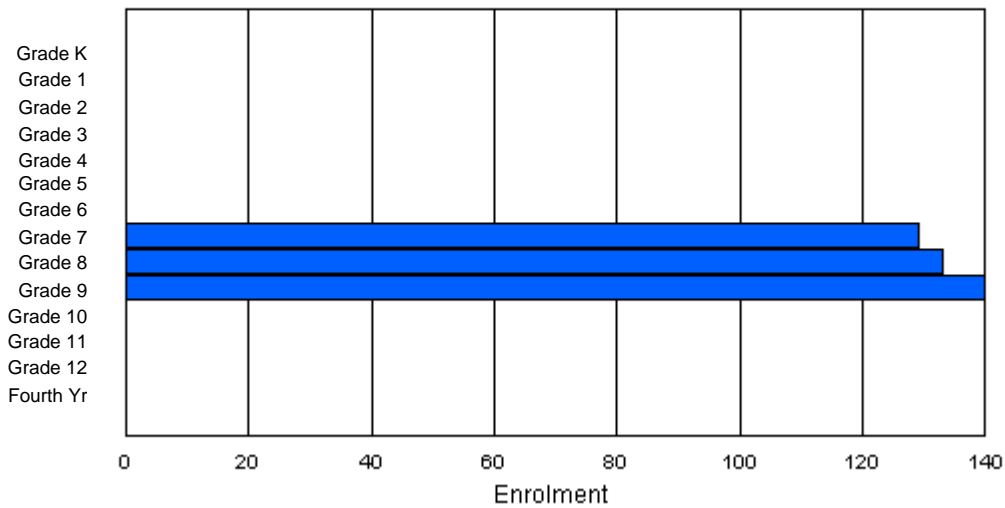
Enrolment By Age and Gender

Gender	Age																Total
	5	6	7	8	9	10	11	12	13	14	15	16	17	18	19	20>	
Male	0	0	0	0	0	0	12	69	66	63	6	0	0	0	0	0	216
Female	0	0	0	0	0	0	9	62	60	53	2	0	0	0	0	0	186
Total	0	0	0	0	0	0	21	131	126	116	8	0	0	0	0	0	402

Enrolment By Grade and Gender

Gender	Grade															Total
	K	1	2	3	4	5	6	7	8	9	10	11	12	4th		
Male	0	0	0	0	0	0	0	67	70	79	0	0	0	0	0	216
Female	0	0	0	0	0	0	0	62	63	61	0	0	0	0	0	186
Total	0	0	0	0	0	0	0	129	133	140	0	0	0	0	0	402

Enrolment By Grade
For 067



* Data from the 2004-2005 AGR(Enrolment/Age as of the last day in Sept./Dec.)

** Newfoundland Statistics Classification System

*** May include itinerant teachers



School Description Report 2004-05

District 2 - Western

#068 - Regina High School, Corner Brook

Classification: Urban Community/Western Region**

Grades: 10-12

Number of Grades: 3

[School FTE PTR : 15.8](#)

[District FTE PTR : 12.4](#)

[Provincial FTE PTR : 13.6](#)

[FTE Teachers](#) *** : 31.5

Enrolment By Age and Gender

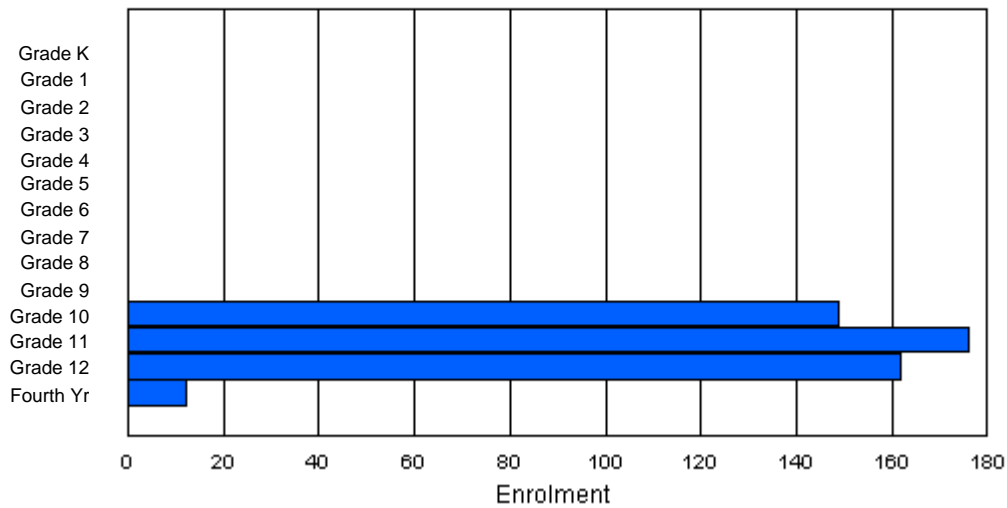
Gender	Age																	Total
	5	6	7	8	9	10	11	12	13	14	15	16	17	18	19	20>		
Male	0	0	0	0	0	0	0	0	0	0	78	76	84	17	4	1	260	
Female	0	0	0	0	0	0	0	0	0	0	58	88	80	12	0	1	239	
Total	0	0	0	0	0	0	0	0	0	0	136	164	164	29	4	2	499	

Enrolment By Grade and Gender

Gender	Grade															Total
	K	1	2	3	4	5	6	7	8	9	10	11	12	4th		
Male	0	0	0	0	0	0	0	0	0	0	87	84	82	7	260	
Female	0	0	0	0	0	0	0	0	0	0	62	92	80	5	239	
Total	0	0	0	0	0	0	0	0	0	0	149	176	162	12	499	

Enrolment By Grade

For 068



* Data from the 2004-2005 AGR(Enrolment/Age as of the last day in Sept./Dec.)

** Newfoundland Statistics Classification System

*** May include itinerant teachers



**School Description Report
2004-05**

District 2 - Western

#069 - Sacred Heart Elementary, Corner Brook

Classification: Urban Community/Western Region**

Grades: K-6

Number of Grades: 7

[School FTE PTR : 14.3](#)

[District FTE PTR : 12.4](#)

[Provincial FTE PTR : 13.6](#)

[FTE Teachers](#) *** : 17.0

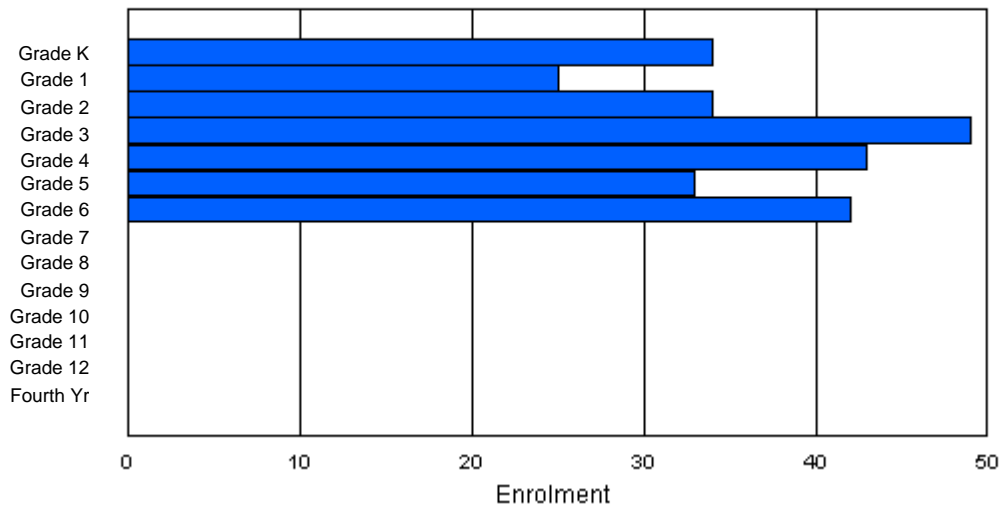
Enrolment By Age and Gender

Gender	Age																Total
	5	6	7	8	9	10	11	12	13	14	15	16	17	18	19	20>	
Male	18	12	13	25	18	19	19	1	0	0	0	0	0	0	0	0	125
Female	16	12	22	23	25	14	21	2	0	0	0	0	0	0	0	0	135
Total	34	24	35	48	43	33	40	3	0	0	0	0	0	0	0	0	260

Enrolment By Grade and Gender

Gender	Grade														Total
	K	1	2	3	4	5	6	7	8	9	10	11	12	4th	
Male	18	13	12	26	18	19	19	0	0	0	0	0	0	0	125
Female	16	12	22	23	25	14	23	0	0	0	0	0	0	0	135
Total	34	25	34	49	43	33	42	0	0	0	0	0	0	0	260

Enrolment By Grade
For 069



* Data from the 2004-2005 AGR(Enrolment/Age as of the last day in Sept./Dec.)

** Newfoundland Statistics Classification System

*** May include itinerant teachers



**School Description Report
2004-05**

District 2 - Western

#070 - St. Gerard's Elementary, Corner Brook

Classification: Urban Community/Western Region**

Grades: K-6

Number of Grades: 7

[School FTE PTR : 12.8](#)

[District FTE PTR : 12.4](#)

[Provincial FTE PTR : 13.6](#)

[FTE Teachers](#) *** : 11.5

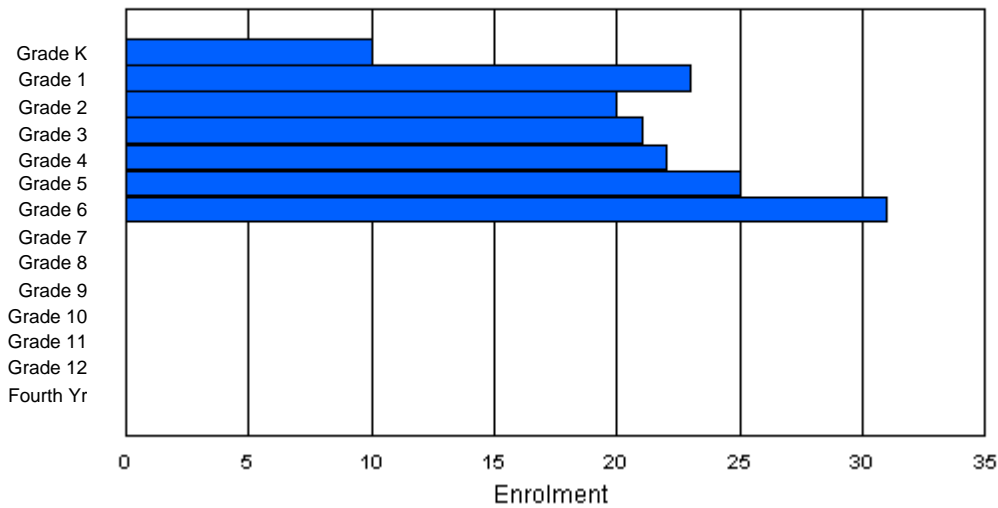
Enrolment By Age and Gender

Gender	Age																Total
	5	6	7	8	9	10	11	12	13	14	15	16	17	18	19	20>	
Male	6	12	8	9	13	13	17	0	0	0	0	0	0	0	0	0	78
Female	4	11	12	11	7	13	15	1	0	0	0	0	0	0	0	0	74
Total	10	23	20	20	20	26	32	1	0	0	0	0	0	0	0	0	152

Enrolment By Grade and Gender

Gender	Grade														Total
	K	1	2	3	4	5	6	7	8	9	10	11	12	4th	
Male	6	12	8	10	15	12	15	0	0	0	0	0	0	0	78
Female	4	11	12	11	7	13	16	0	0	0	0	0	0	0	74
Total	10	23	20	21	22	25	31	0	0	0	0	0	0	0	152

Enrolment By Grade
For 070



* Data from the 2004-2005 AGR(Enrolment/Age as of the last day in Sept./Dec.)

** Newfoundland Statistics Classification System

*** May include itinerant teachers



**School Description Report
2004-05**

District 2 - Western

#072 - Holy Cross All Grade School, Daniel's Harbour

Classification: Rural Community/Western Region**

Grades: K-1,3-12

Number of Grades: 12

[School FTE PTR : 8.9](#)

[District FTE PTR : 12.4](#)

[Provincial FTE PTR : 13.6](#)

[FTE Teachers](#) *** : 8.0

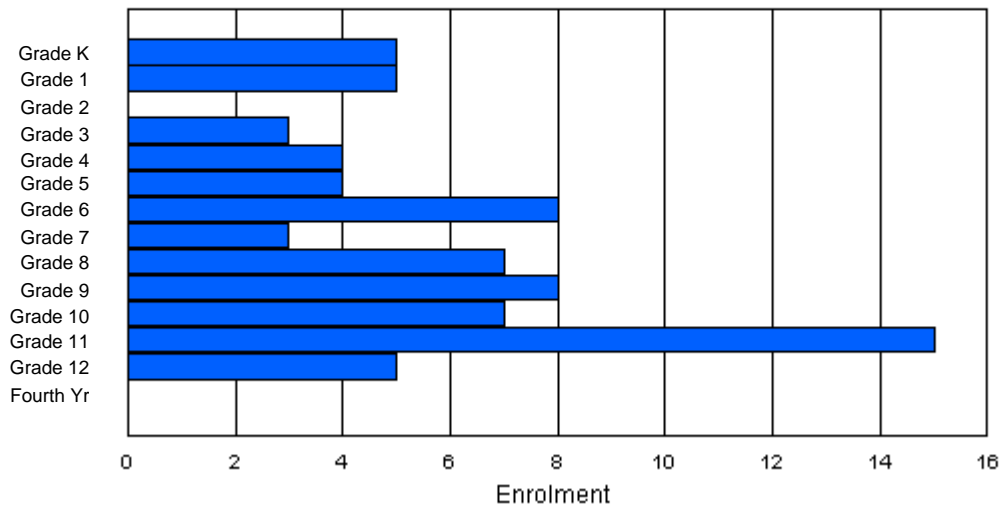
Enrolment By Age and Gender

Gender	Age																	Total
	5	6	7	8	9	10	11	12	13	14	15	16	17	18	19	20>		
Male	2	1	1	2	3	4	2	1	6	3	5	10	2	0	0	0	42	
Female	3	3	0	1	1	0	5	0	4	5	1	3	4	2	0	0	32	
Total	5	4	1	3	4	4	7	1	10	8	6	13	6	2	0	0	74	

Enrolment By Grade and Gender

Gender	Grade															Total
	K	1	2	3	4	5	6	7	8	9	10	11	12	4th		
Male	2	2	0	2	3	4	3	1	5	3	5	12	0	0	42	
Female	3	3	0	1	1	0	5	2	2	5	2	3	5	0	32	
Total	5	5	0	3	4	4	8	3	7	8	7	15	5	0	74	

Enrolment By Grade
For 072



* Data from the 2004-2005 AGR(Enrolment/Age as of the last day in Sept./Dec.)

** Newfoundland Statistics Classification System

*** May include itinerant teachers



**School Description Report
2004-05**

District 2 - Western

#074 - Templeton Collegiate, Gillams

Classification: Rural Community/Western Region**

Grades: 7-12

Number of Grades: 6

[School FTE PTR : 13.8](#)

[District FTE PTR : 12.4](#)

[Provincial FTE PTR : 13.6](#)

[FTE Teachers](#) *** : 20.8

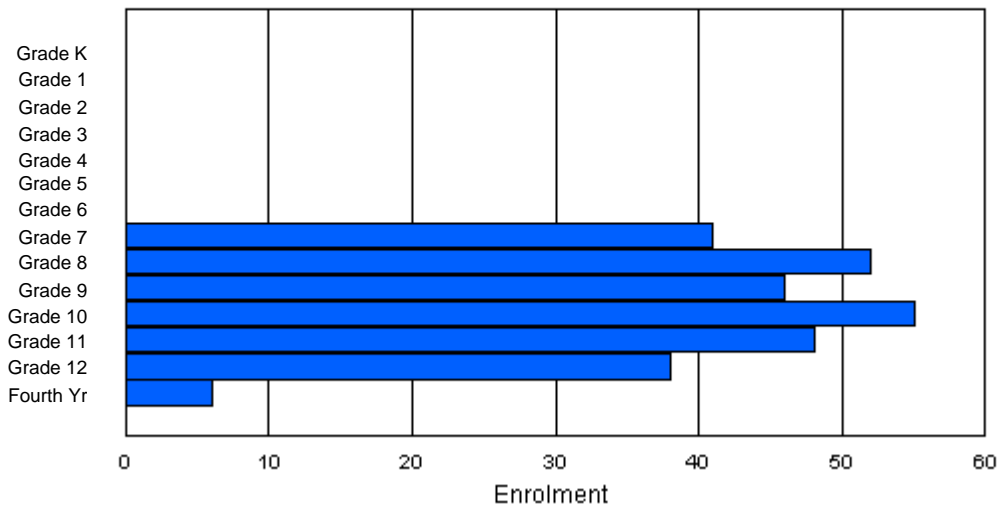
Enrolment By Age and Gender

Gender	Age																Total
	5	6	7	8	9	10	11	12	13	14	15	16	17	18	19	20>	
Male	0	0	0	0	0	0	0	18	28	29	25	17	22	7	1	1	148
Female	0	0	0	0	0	0	0	15	23	22	20	30	23	5	0	0	138
Total	0	0	0	0	0	0	0	33	51	51	45	47	45	12	1	1	286

Enrolment By Grade and Gender

Gender	Grade															Total
	K	1	2	3	4	5	6	7	8	9	10	11	12	4th		
Male	0	0	0	0	0	0	0	23	31	25	28	17	18	6	148	
Female	0	0	0	0	0	0	0	18	21	21	27	31	20	0	138	
Total	0	0	0	0	0	0	0	41	52	46	55	48	38	6	286	

Enrolment By Grade
For 074



* Data from the 2004-2005 AGR(Enrolment/Age as of the last day in Sept./Dec.)

** Newfoundland Statistics Classification System

*** May include itinerant teachers



**School Description Report
2004-05**

District 2 - Western

#075 - Hampden Academy, Hampden

Classification: Rural Community/Western Region**

Grades: K-12

Number of Grades: 13

[School FTE PTR : 8.1](#)

[District FTE PTR : 12.4](#)

[Provincial FTE PTR : 13.6](#)

[FTE Teachers](#) *** : 11.0

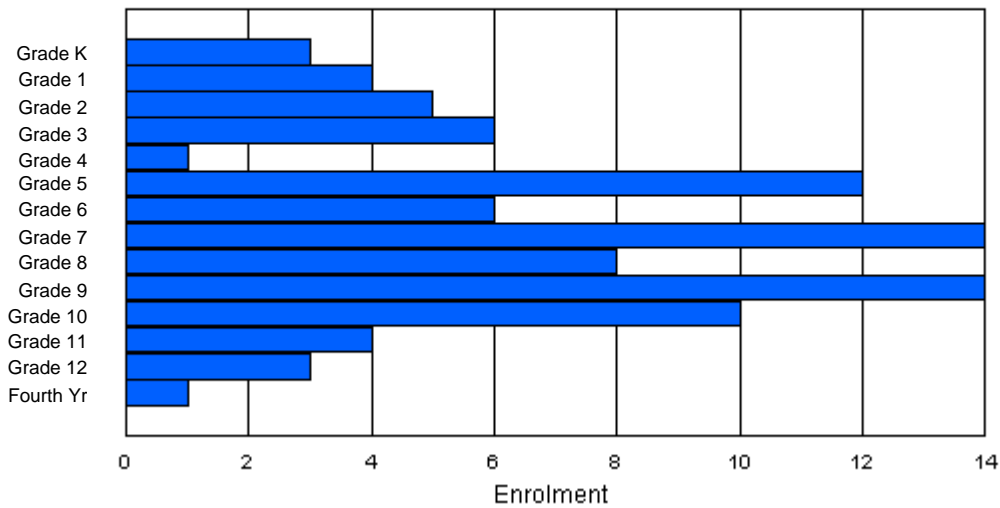
Enrolment By Age and Gender

Gender	Age																	Total
	5	6	7	8	9	10	11	12	13	14	15	16	17	18	19	20>		
Male	1	1	3	5	1	8	5	4	5	9	6	3	2	0	1	0	54	
Female	2	3	2	1	0	3	2	7	5	4	6	0	2	0	0	0	37	
Total	3	4	5	6	1	11	7	11	10	13	12	3	4	0	1	0	91	

Enrolment By Grade and Gender

Gender	K	Grade														Total
		1	2	3	4	5	6	7	8	9	10	11	12	4th		
Male	1	1	3	5	1	9	4	7	3	9	5	3	2	1	54	
Female	2	3	2	1	0	3	2	7	5	5	5	1	1	0	37	
Total	3	4	5	6	1	12	6	14	8	14	10	4	3	1	91	

Enrolment By Grade
For 075



* Data from the 2004-2005 AGR(Enrolment/Age as of the last day in Sept./Dec.)

** Newfoundland Statistics Classification System

*** May include itinerant teachers



**School Description Report
2004-05**

District 2 - Western

#077 - Howley Elementary, Howley

Classification: Rural Community/Western Region**

Grades: K-5

Number of Grades: 6

[School FTE PTR : 6.5](#)

[District FTE PTR : 12.4](#)

[Provincial FTE PTR : 13.6](#)

[FTE Teachers](#) *** : 2.0

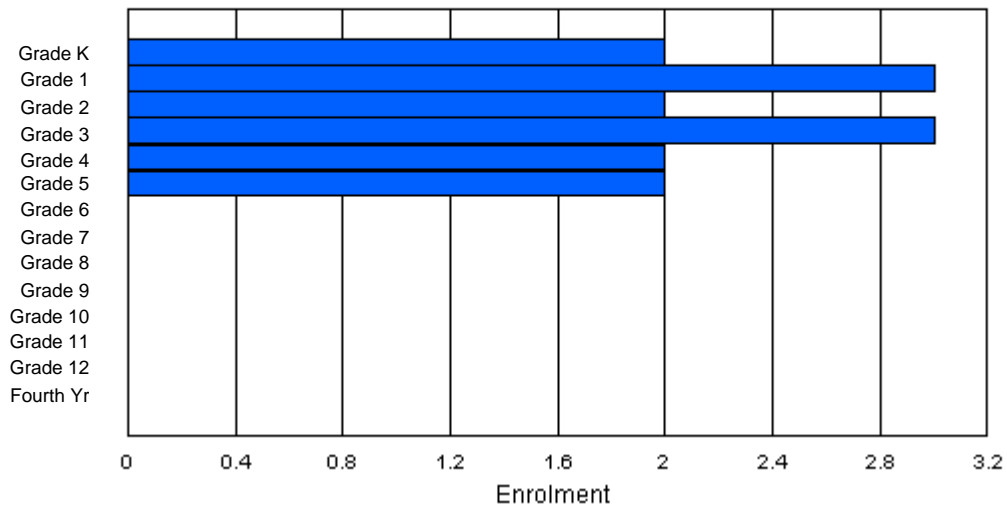
Enrolment By Age and Gender

Gender	Age																Total
	5	6	7	8	9	10	11	12	13	14	15	16	17	18	19	20>	
Male	1	1	2	0	1	0	0	0	0	0	0	0	0	0	0	0	5
Female	1	2	0	3	1	2	0	0	0	0	0	0	0	0	0	0	9
Total	2	3	2	3	2	2	0	0	0	0	0	0	0	0	0	0	14

Enrolment By Grade and Gender

Gender	K	Grade													Total	
		1	2	3	4	5	6	7	8	9	10	11	12	4th		
Male	1	1	2	0	1	0	0	0	0	0	0	0	0	0	0	5
Female	1	2	0	3	1	2	0	0	0	0	0	0	0	0	0	9
Total	2	3	2	3	2	2	0	0	0	0	0	0	0	0	0	14

Enrolment By Grade
For 077



* Data from the 2004-2005 AGR(Enrolment/Age as of the last day in Sept./Dec.)

** Newfoundland Statistics Classification System

*** May include itinerant teachers



School Description Report 2004-05

District 2 - Western

#079 - St. James All Grade, Lark Harbour

Classification: Rural Community/Western Region**

Grades: K-12

Number of Grades: 13

[School FTE PTR : 8.8](#)

[District FTE PTR : 12.4](#)

[Provincial FTE PTR : 13.6](#)

[FTE Teachers](#) *** : 14.8

Enrolment By Age and Gender

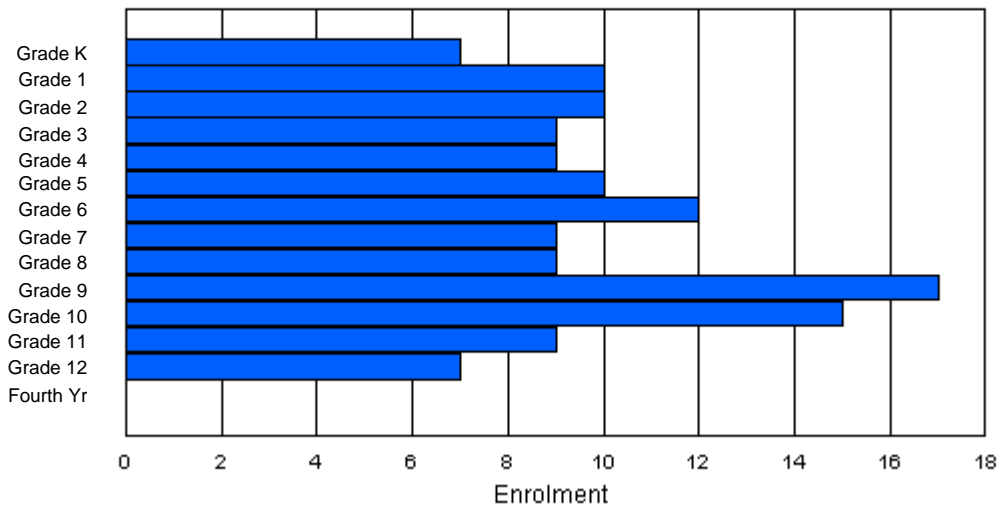
Gender	Age																Total
	5	6	7	8	9	10	11	12	13	14	15	16	17	18	19	20>	
Male	3	6	5	6	3	4	5	3	5	8	7	6	5	0	0	1	67
Female	5	3	5	3	6	6	7	5	4	9	6	2	5	0	0	0	66
Total	8	9	10	9	9	10	12	8	9	17	13	8	10	0	0	1	133

Enrolment By Grade and Gender

Gender	Grade														Total
	K	1	2	3	4	5	6	7	8	9	10	11	12	4th	
Male	2	7	5	6	3	4	5	4	5	9	9	6	2	0	67
Female	5	3	5	3	6	6	7	5	4	8	6	3	5	0	66
Total	7	10	10	9	9	10	12	9	9	17	15	9	7	0	133

Enrolment By Grade

For 079



* Data from the 2004-2005 AGR(Enrolment/Age as of the last day in Sept./Dec.)

** Newfoundland Statistics Classification System

*** May include itinerant teachers



**School Description Report
2004-05**

District 2 - Western

#080 - Northshore Elementary, Meadows

Classification: Urban Community/Western Region**

Grades: K-6

Number of Grades: 7

[School FTE PTR : 14.4](#)

[District FTE PTR : 12.4](#)

[Provincial FTE PTR : 13.6](#)

[FTE Teachers](#) *** : 19.0

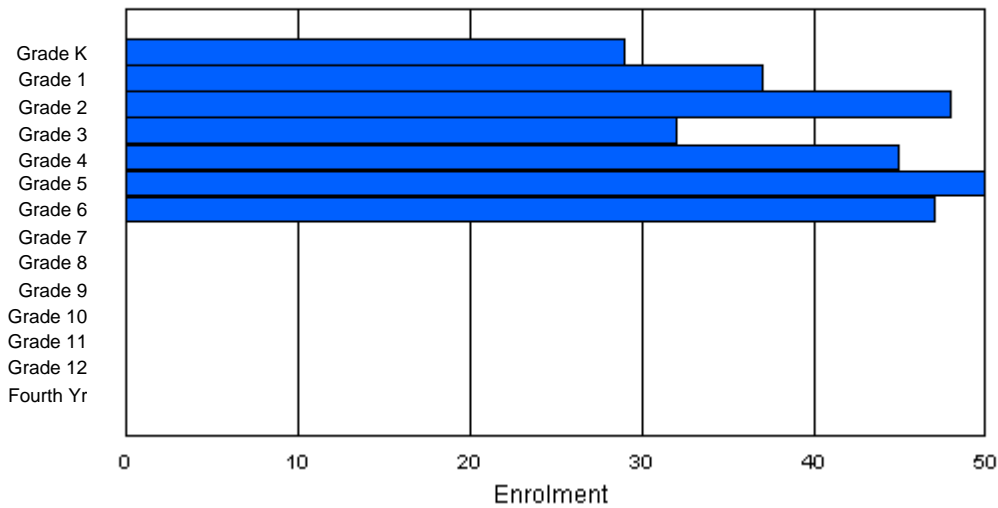
Enrolment By Age and Gender

Gender	Age																Total
	5	6	7	8	9	10	11	12	13	14	15	16	17	18	19	20>	
Male	13	19	32	17	27	24	21	1	0	0	0	0	0	0	0	0	154
Female	15	17	17	15	22	18	30	0	0	0	0	0	0	0	0	0	134
Total	28	36	49	32	49	42	51	1	0	0	0	0	0	0	0	0	288

Enrolment By Grade and Gender

Gender	Grade														Total
	K	1	2	3	4	5	6	7	8	9	10	11	12	4th	
Male	14	20	30	17	24	30	19	0	0	0	0	0	0	0	154
Female	15	17	18	15	21	20	28	0	0	0	0	0	0	0	134
Total	29	37	48	32	45	50	47	0	0	0	0	0	0	0	288

Enrolment By Grade
For 080



* Data from the 2004-2005 AGR(Enrolment/Age as of the last day in Sept./Dec.)

** Newfoundland Statistics Classification System

*** May include itinerant teachers



**School Description Report
2004-05**

District 2 - Western

#082 - Pasadena Elementary School, Pasadena

Classification: Rural Community/Western Region**

Grades: K-6

Number of Grades: 7

[School FTE PTR : 13.4](#)

[District FTE PTR : 12.4](#)

[Provincial FTE PTR : 13.6](#)

[FTE Teachers](#) *** : 16.9

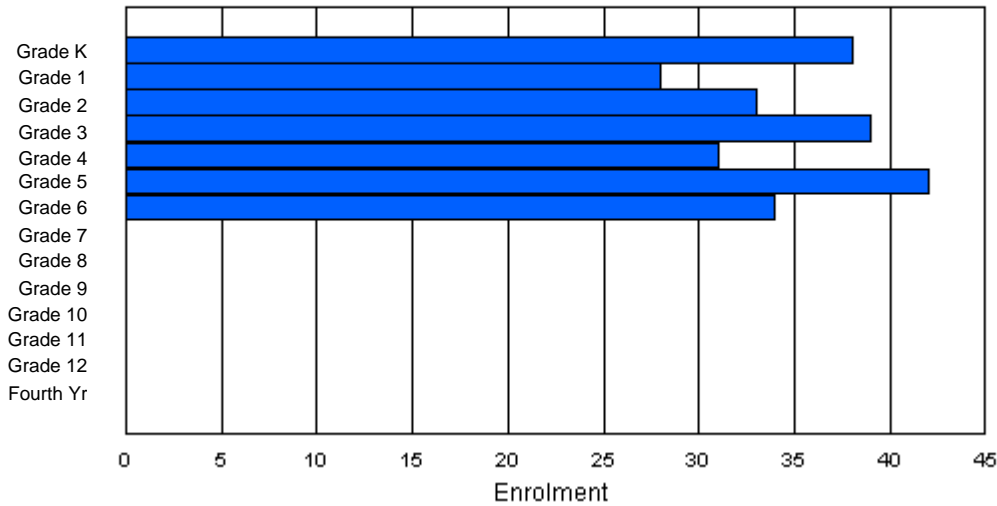
Enrolment By Age and Gender

Gender	Age																Total
	5	6	7	8	9	10	11	12	13	14	15	16	17	18	19	20>	
Male	22	17	16	22	8	17	25	1	0	0	0	0	0	0	0	0	128
Female	16	12	16	16	23	23	11	0	0	0	0	0	0	0	0	0	117
Total	38	29	32	38	31	40	36	1	0	0	0	0	0	0	0	0	245

Enrolment By Grade and Gender

Gender	Grade														Total
	K	1	2	3	4	5	6	7	8	9	10	11	12	4th	
Male	22	16	17	23	7	20	23	0	0	0	0	0	0	0	128
Female	16	12	16	16	24	22	11	0	0	0	0	0	0	0	117
Total	38	28	33	39	31	42	34	0	0	0	0	0	0	0	245

Enrolment By Grade
For 082



* Data from the 2004-2005 AGR(Enrolment/Age as of the last day in Sept./Dec.)

** Newfoundland Statistics Classification System

*** May include itinerant teachers



**School Description Report
2004-05**

District 2 - Western

#083 - Pasadena Academy, Pasadena

Classification: Rural Community/Western Region**

Grades: 7-12

Number of Grades: 6

[School FTE PTR : 14.4](#)

[District FTE PTR : 12.4](#)

[Provincial FTE PTR : 13.6](#)

[FTE Teachers](#) *** : 20.5

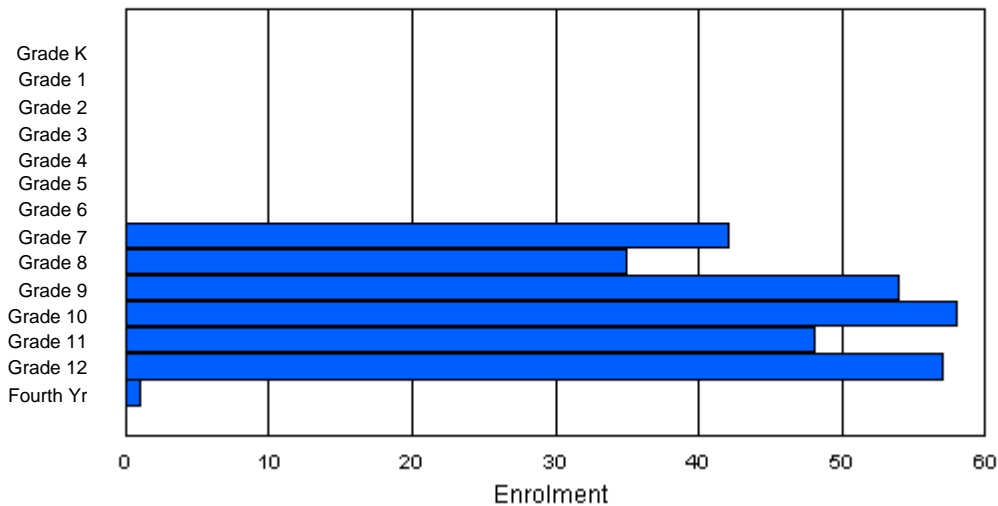
Enrolment By Age and Gender

Gender	Age																Total
	5	6	7	8	9	10	11	12	13	14	15	16	17	18	19	20>	
Male	0	0	0	0	0	0	0	27	19	25	31	25	40	7	0	1	175
Female	0	0	0	0	0	0	0	11	17	28	27	19	15	3	0	0	120
Total	0	0	0	0	0	0	0	38	36	53	58	44	55	10	0	1	295

Enrolment By Grade and Gender

Gender	Grade															Total
	K	1	2	3	4	5	6	7	8	9	10	11	12	4th		
Male	0	0	0	0	0	0	0	29	19	28	27	29	42	1	175	
Female	0	0	0	0	0	0	0	13	16	26	31	19	15	0	120	
Total	0	0	0	0	0	0	0	42	35	54	58	48	57	1	295	

Enrolment By Grade
For 083



* Data from the 2004-2005 AGR(Enrolment/Age as of the last day in Sept./Dec.)

** Newfoundland Statistics Classification System

*** May include itinerant teachers



School Description Report 2004-05

District 2 - Western

#086 - Gros Morne Academy, Rocky Harbour

Classification: Rural Community/Western Region**

Grades: K-12

Number of Grades: 13

[School FTE PTR : 12.7](#)

[District FTE PTR : 12.4](#)

[Provincial FTE PTR : 13.6](#)

[FTE Teachers](#) *** : 20.3

Enrolment By Age and Gender

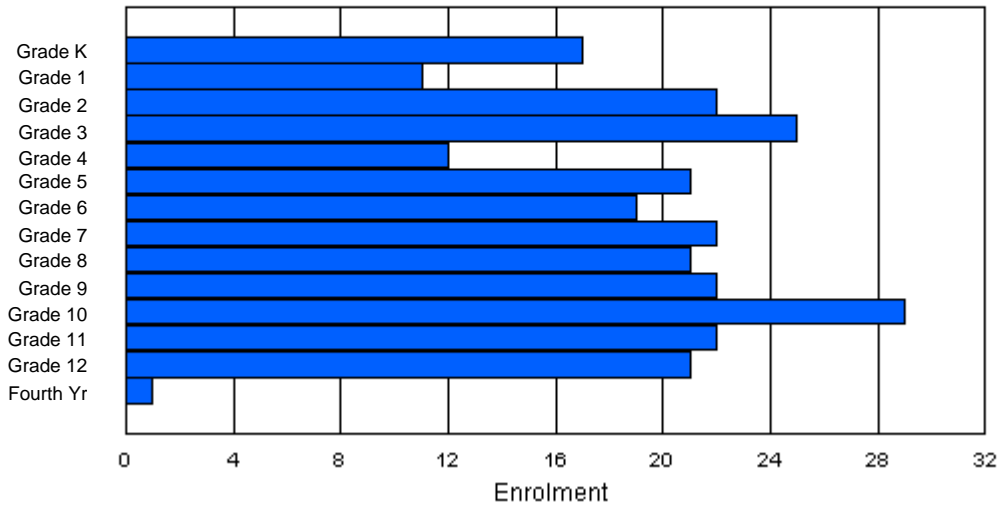
Gender	Age																Total
	5	6	7	8	9	10	11	12	13	14	15	16	17	18	19	20>	
Male	7	5	14	14	5	9	10	14	10	16	17	12	12	3	1	1	150
Female	10	5	9	11	7	11	9	10	5	10	7	5	14	1	1	0	115
Total	17	10	23	25	12	20	19	24	15	26	24	17	26	4	2	1	265

Enrolment By Grade and Gender

Gender	K	Grade													4th	Total
		1	2	3	4	5	6	7	8	9	10	11	12			
Male	7	6	13	14	5	10	10	12	14	14	22	13	9	1	150	
Female	10	5	9	11	7	11	9	10	7	8	7	9	12	0	115	
Total	17	11	22	25	12	21	19	22	21	22	29	22	21	1	265	

Enrolment By Grade

For 086



* Data from the 2004-2005 AGR(Enrolment/Age as of the last day in Sept./Dec.)

** Newfoundland Statistics Classification System

*** May include itinerant teachers



**School Description Report
2004-05**

District 2 - Western

#088 - Main River Academy, Pollard's Point

Classification: Rural Community/Western Region**

Grades: K-12

Number of Grades: 13

[School FTE PTR : 11.4](#)

[District FTE PTR : 12.4](#)

[Provincial FTE PTR : 13.6](#)

[FTE Teachers](#) *** : 15.0

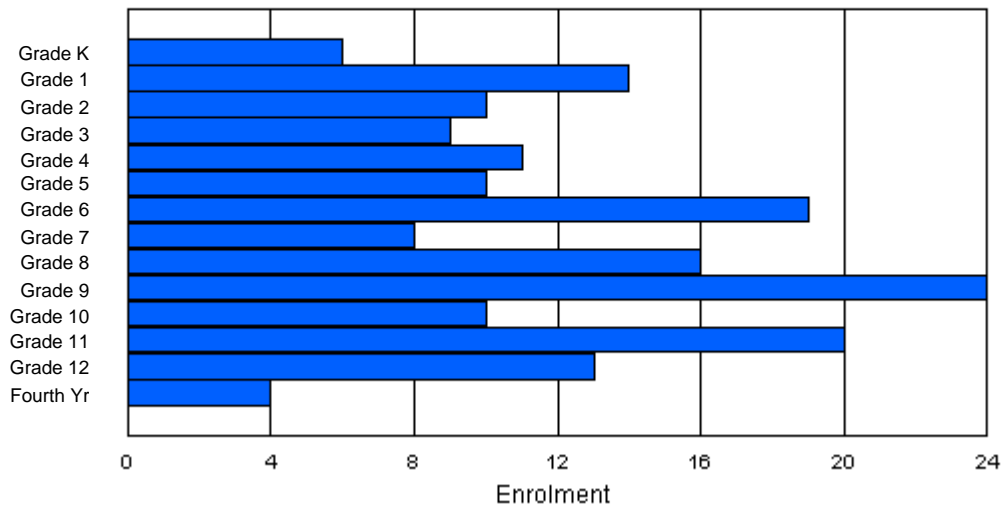
Enrolment By Age and Gender

Gender	Age																	Total
	5	6	7	8	9	10	11	12	13	14	15	16	17	18	19	20>		
Male	4	2	7	2	3	4	9	5	8	6	7	9	10	2	0	0	78	
Female	2	10	5	6	9	6	10	3	6	16	1	8	10	2	1	1	96	
Total	6	12	12	8	12	10	19	8	14	22	8	17	20	4	1	1	174	

Enrolment By Grade and Gender

Gender	K	Grade														4th	Total
		1	2	3	4	5	6	7	8	9	10	11	12				
Male	4	3	6	3	2	4	9	5	10	8	5	12	5	2	78		
Female	2	11	4	6	9	6	10	3	6	16	5	8	8	2	96		
Total	6	14	10	9	11	10	19	8	16	24	10	20	13	4	174		

Enrolment By Grade
For 088



* Data from the 2004-2005 AGR(Enrolment/Age as of the last day in Sept./Dec.)

** Newfoundland Statistics Classification System

*** May include itinerant teachers



**School Description Report
2004-05**

District 2 - Western

#089 - Jakeman All Grade, Trout River

Classification: Rural Community/Western Region**

Grades: K-12

Number of Grades: 13

[School FTE PTR : 9.6](#)

[District FTE PTR : 12.4](#)

[Provincial FTE PTR : 13.6](#)

[FTE Teachers](#) *** : 11.5

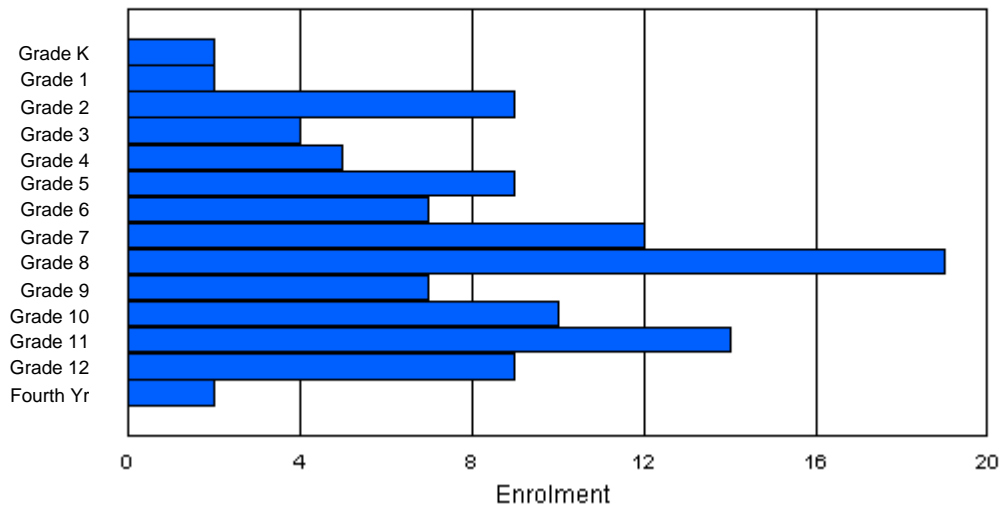
Enrolment By Age and Gender

Gender	Age																Total
	5	6	7	8	9	10	11	12	13	14	15	16	17	18	19	20>	
Male	1	0	4	2	3	4	3	5	8	8	4	6	3	1	2	0	54
Female	1	2	5	2	2	4	4	5	4	8	6	9	4	1	0	0	57
Total	2	2	9	4	5	8	7	10	12	16	10	15	7	2	2	0	111

Enrolment By Grade and Gender

Gender	K	Grade													4th	Total
		1	2	3	4	5	6	7	8	9	10	11	12			
Male	1	0	4	2	3	5	3	7	12	1	4	6	5	1	54	
Female	1	2	5	2	2	4	4	5	7	6	6	8	4	1	57	
Total	2	2	9	4	5	9	7	12	19	7	10	14	9	2	111	

Enrolment By Grade
For 089



* Data from the 2004-2005 AGR(Enrolment/Age as of the last day in Sept./Dec.)

** Newfoundland Statistics Classification System

*** May include itinerant teachers



**School Description Report
2004-05**

District 2 - Western

#091 - Burgeo Academy, Burgeo

Classification: Rural Community/Southern Region**

Grades: K-12

Number of Grades: 13

[School FTE PTR : 9.0](#)

[District FTE PTR : 12.4](#)

[Provincial FTE PTR : 13.6](#)

[FTE Teachers](#) *** : 18.0

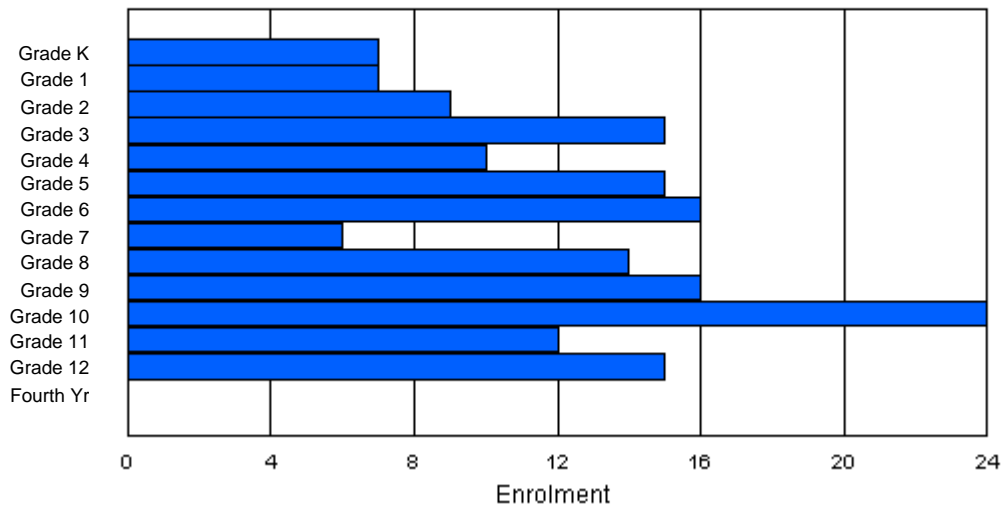
Enrolment By Age and Gender

Gender	Age																Total
	5	6	7	8	9	10	11	12	13	14	15	16	17	18	19	20>	
Male	3	5	4	8	10	7	9	4	4	9	11	7	6	0	0	0	87
Female	4	2	5	7	0	7	8	2	10	7	12	4	9	2	0	0	79
Total	7	7	9	15	10	14	17	6	14	16	23	11	15	2	0	0	166

Enrolment By Grade and Gender

Gender	Grade														Total
	K	1	2	3	4	5	6	7	8	9	10	11	12	4th	
Male	3	5	4	8	10	7	9	4	4	9	11	8	5	0	87
Female	4	2	5	7	0	8	7	2	10	7	13	4	10	0	79
Total	7	7	9	15	10	15	16	6	14	16	24	12	15	0	166

Enrolment By Grade
For 091



* Data from the 2004-2005 AGR(Enrolment/Age as of the last day in Sept./Dec.)

** Newfoundland Statistics Classification System

*** May include itinerant teachers



**School Description Report
2004-05**

District 2 - Western

#092 - Grandy's River Collegiate, Burnt Islands

Classification: Rural Community/Southern Region**

Grades: K-12

Number of Grades: 13

[School FTE PTR : 10.2](#)

[District FTE PTR : 12.4](#)

[Provincial FTE PTR : 13.6](#)

[FTE Teachers](#) *** : 17.5

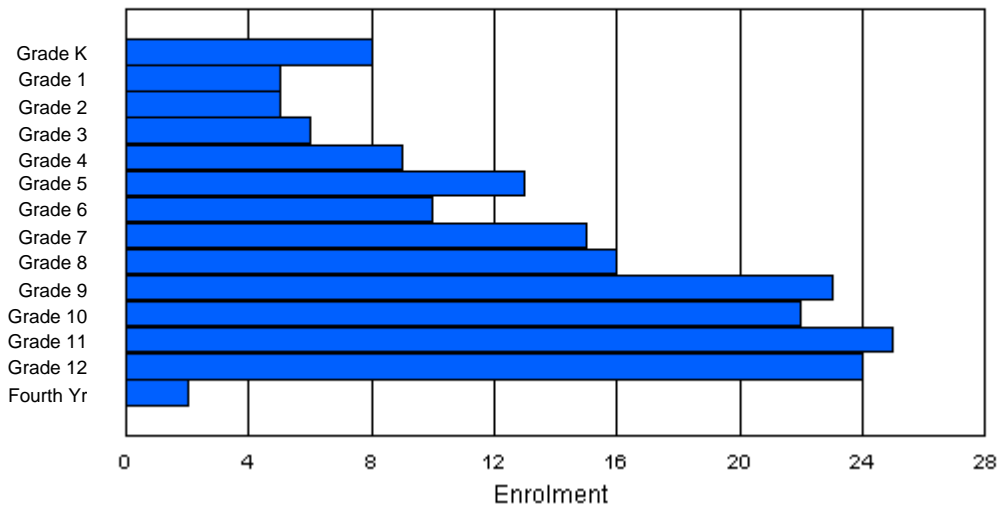
Enrolment By Age and Gender

Gender	Age																Total
	5	6	7	8	9	10	11	12	13	14	15	16	17	18	19	20>	
Male	3	2	2	6	5	7	5	8	12	15	10	11	9	3	1	0	99
Female	5	3	1	2	3	7	3	9	1	10	12	13	15	0	0	0	84
Total	8	5	3	8	8	14	8	17	13	25	22	24	24	3	1	0	183

Enrolment By Grade and Gender

Gender	K	Grade													4th	Total
		1	2	3	4	5	6	7	8	9	10	11	12			
Male	3	2	4	4	5	7	7	6	15	13	10	12	9	2	99	
Female	5	3	1	2	4	6	3	9	1	10	12	13	15	0	84	
Total	8	5	5	6	9	13	10	15	16	23	22	25	24	2	183	

Enrolment By Grade
For 092



* Data from the 2004-2005 AGR(Enrolment/Age as of the last day in Sept./Dec.)

** Newfoundland Statistics Classification System

*** May include itinerant teachers



**School Description Report
2004-05**

District 2 - Western

#096 - Our Lady of the Cape School, Cape St. George

Classification: Rural Community/Western Region**

Grades: K-8

Number of Grades: 9

[School FTE PTR : 8.8](#)

[District FTE PTR : 12.4](#)

[Provincial FTE PTR : 13.6](#)

[FTE Teachers](#) *** : 8.0

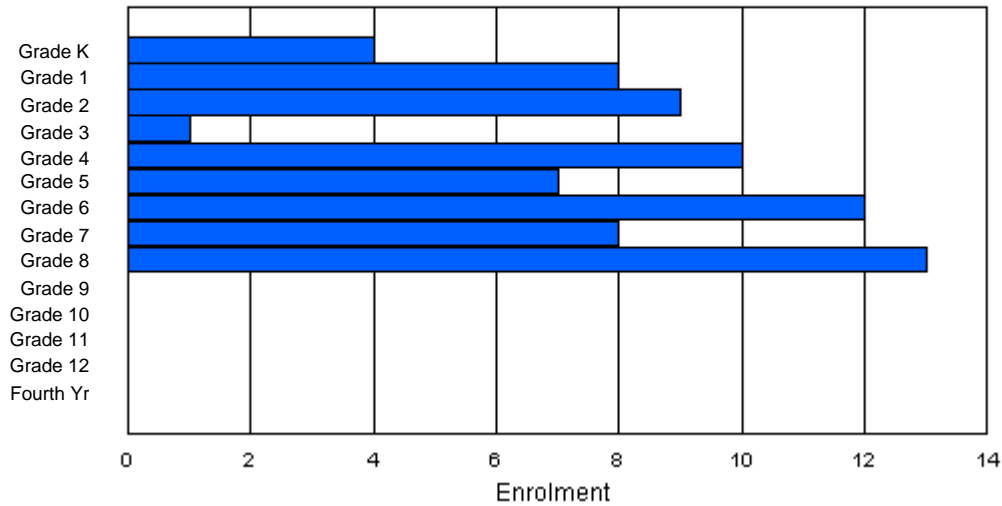
Enrolment By Age and Gender

Gender	Age																Total
	5	6	7	8	9	10	11	12	13	14	15	16	17	18	19	20>	
Male	1	4	3	2	5	3	4	3	6	1	0	0	0	0	0	0	32
Female	3	4	5	0	2	6	8	5	7	0	0	0	0	0	0	0	40
Total	4	8	8	2	7	9	12	8	13	1	0	0	0	0	0	0	72

Enrolment By Grade and Gender

Gender	K	Grade													4th	Total
		1	2	3	4	5	6	7	8	9	10	11	12			
Male	1	4	4	1	7	1	4	4	6	0	0	0	0	0	0	32
Female	3	4	5	0	3	6	8	4	7	0	0	0	0	0	0	40
Total	4	8	9	1	10	7	12	8	13	0	0	0	0	0	0	72

Enrolment By Grade
For 096



* Data from the 2004-2005 AGR(Enrolment/Age as of the last day in Sept./Dec.)

** Newfoundland Statistics Classification System

*** May include itinerant teachers



**School Description Report
2004-05**

District 2 - Western

#097 - St. James Elementary, Channel-Port Aux Basques

Classification: Rural Community/Southern Region**

Grades: K-6

Number of Grades: 7

[School FTE PTR : 13.8](#)

[District FTE PTR : 12.4](#)

[Provincial FTE PTR : 13.6](#)

[FTE Teachers](#) *** : 23.0

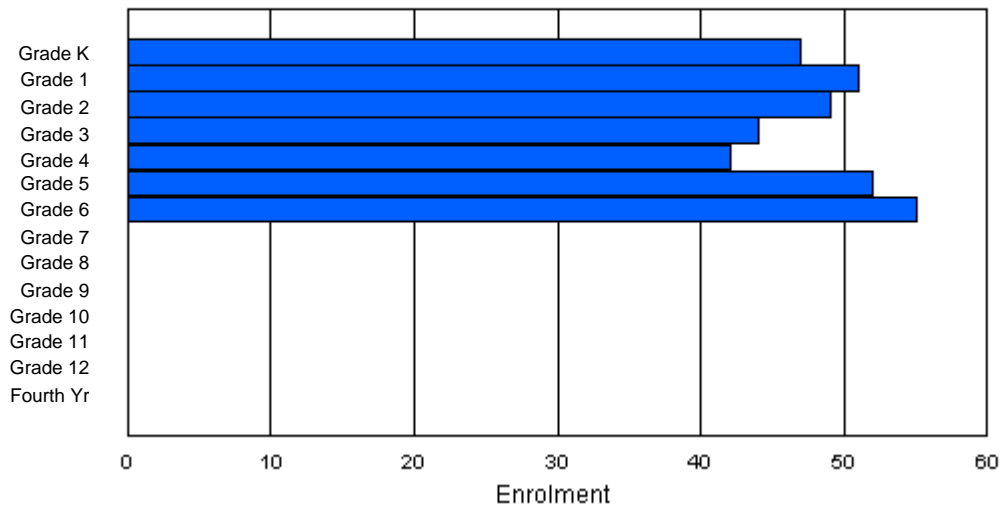
Enrolment By Age and Gender

Gender	Age																Total
	5	6	7	8	9	10	11	12	13	14	15	16	17	18	19	20>	
Male	22	33	22	26	18	29	30	2	0	0	0	0	0	0	0	0	182
Female	25	17	27	19	21	26	19	4	0	0	0	0	0	0	0	0	158
Total	47	50	49	45	39	55	49	6	0	0	0	0	0	0	0	0	340

Enrolment By Grade and Gender

Gender	Grade														Total
	K	1	2	3	4	5	6	7	8	9	10	11	12	4th	
Male	22	33	23	25	21	26	32	0	0	0	0	0	0	0	182
Female	25	18	26	19	21	26	23	0	0	0	0	0	0	0	158
Total	47	51	49	44	42	52	55	0	0	0	0	0	0	0	340

Enrolment By Grade
For 097



* Data from the 2004-2005 AGR(Enrolment/Age as of the last day in Sept./Dec.)

** Newfoundland Statistics Classification System

*** May include itinerant teachers



**School Description Report
2004-05**

District 2 - Western

#098 - St. James Junior High, Channel-Port Aux Basques

Classification: Rural Community/Southern Region**

Grades: 7-9

Number of Grades: 3

[School FTE PTR : 14.9](#)

[District FTE PTR : 12.4](#)

[Provincial FTE PTR : 13.6](#)

[FTE Teachers](#) *** : 13.0

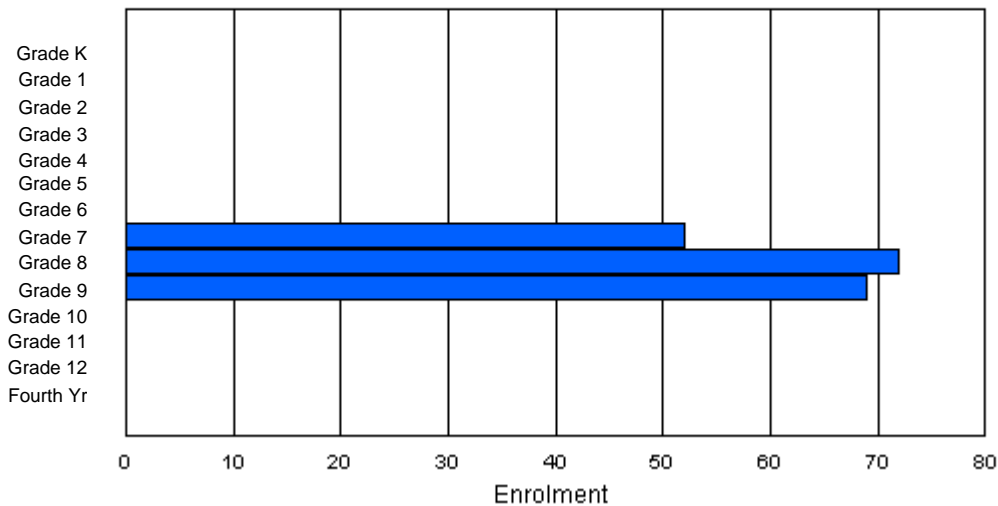
Enrolment By Age and Gender

Gender	Age																Total
	5	6	7	8	9	10	11	12	13	14	15	16	17	18	19	20>	
Male	0	0	0	0	0	0	0	23	34	30	6	2	0	0	0	0	95
Female	0	0	0	0	0	0	0	28	32	36	2	0	0	0	0	0	98
Total	0	0	0	0	0	0	0	51	66	66	8	2	0	0	0	0	193

Enrolment By Grade and Gender

Gender	Grade															Total
	K	1	2	3	4	5	6	7	8	9	10	11	12	4th		
Male	0	0	0	0	0	0	0	24	39	32	0	0	0	0	0	95
Female	0	0	0	0	0	0	0	28	33	37	0	0	0	0	0	98
Total	0	0	0	0	0	0	0	52	72	69	0	0	0	0	0	193

Enrolment By Grade
For 098



* Data from the 2004-2005 AGR(Enrolment/Age as of the last day in Sept./Dec.)

** Newfoundland Statistics Classification System

*** May include itinerant teachers



**School Description Report
2004-05**

District 2 - Western

#099 - St. James Regional High School, Channel-Port Aux Basques

Classification: Rural Community/Southern Region**

Grades: 10-12

Number of Grades: 3

[School FTE PTR : 14.5](#)

[District FTE PTR : 12.4](#)

[Provincial FTE PTR : 13.6](#)

[FTE Teachers](#) *** : 15.0

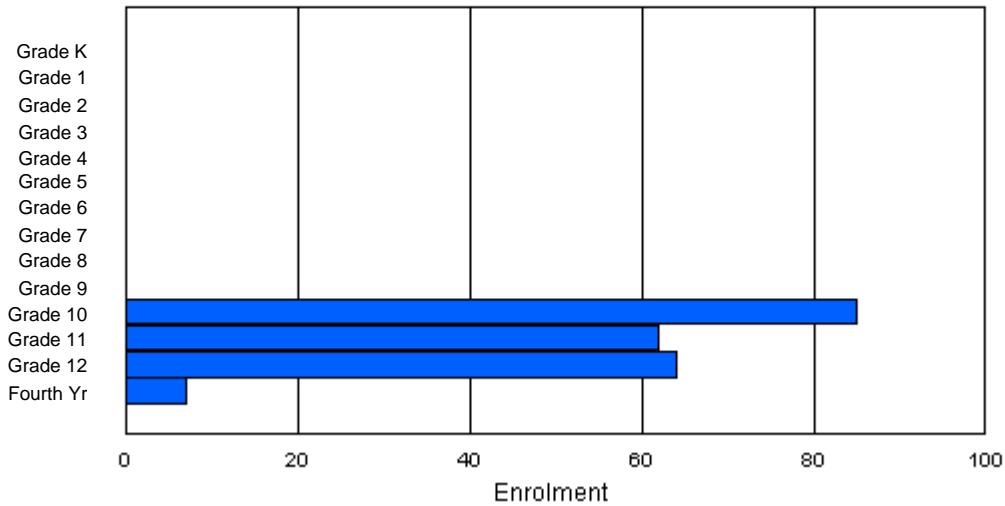
Enrolment By Age and Gender

Gender	Age																	Total
	5	6	7	8	9	10	11	12	13	14	15	16	17	18	19	20>		
Male	0	0	0	0	0	0	0	0	0	0	37	33	36	9	1	0	116	
Female	0	1	0	0	0	0	0	0	0	0	29	37	30	4	0	1	102	
Total	0	1	0	0	0	0	0	0	0	0	66	70	66	13	1	1	218	

Enrolment By Grade and Gender

Gender	Grade															Total
	K	1	2	3	4	5	6	7	8	9	10	11	12	4th		
Male	0	0	0	0	0	0	0	0	0	0	49	29	34	4	116	
Female	0	0	0	0	0	0	0	0	0	0	36	33	30	3	102	
Total	0	0	0	0	0	0	0	0	0	0	85	62	64	7	218	

Enrolment By Grade
For 099



* Data from the 2004-2005 AGR(Enrolment/Age as of the last day in Sept./Dec.)

** Newfoundland Statistics Classification System

*** May include itinerant teachers



**School Description Report
2004-05**

District 2 - Western

#101 - Grand Bruit AG, Grand Bruit

Classification: Rural Community/Southern Region**

Grades: 7

Number of Grades: 1

[School FTE PTR : 2.0](#)

[District FTE PTR : 12.4](#)

[Provincial FTE PTR : 13.6](#)

[FTE Teachers](#) *** : 1.0

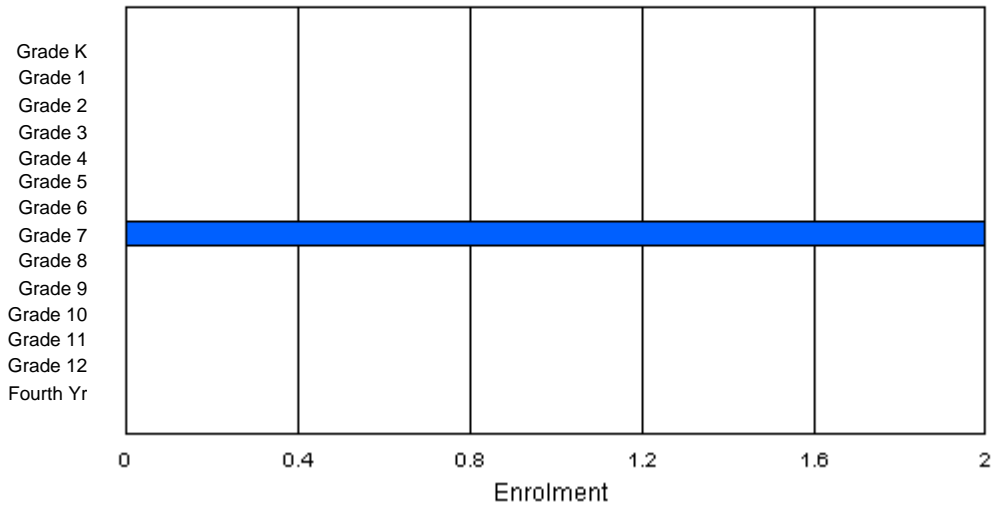
Enrolment By Age and Gender

Gender	Age																Total
	5	6	7	8	9	10	11	12	13	14	15	16	17	18	19	20>	
Male	0	0	0	0	0	0	0	1	0	0	0	0	0	0	0	0	1
Female	0	0	0	0	0	0	0	1	0	0	0	0	0	0	0	0	1
Total	0	0	0	0	0	0	0	2	0	0	0	0	0	0	0	0	2

Enrolment By Grade and Gender

Gender	Grade															Total
	K	1	2	3	4	5	6	7	8	9	10	11	12	4th		
Male	0	0	0	0	0	0	0	1	0	0	0	0	0	0	0	1
Female	0	0	0	0	0	0	0	1	0	0	0	0	0	0	0	1
Total	0	0	0	0	0	0	0	2	0	0	0	0	0	0	0	2

Enrolment By Grade
For 101



* Data from the 2004-2005 AGR(Enrolment/Age as of the last day in Sept./Dec.)

** Newfoundland Statistics Classification System

*** May include itinerant teachers



**School Description Report
2004-05**

District 2 - Western

#102 - All Saints All-Grade, Grey River

Classification: Rural Community/Southern Region**

Grades: K-2,4-8,10-12

Number of Grades: 11

[School FTE PTR : 6.7](#)

[District FTE PTR : 12.4](#)

[Provincial FTE PTR : 13.6](#)

[FTE Teachers](#) *** : 3.0

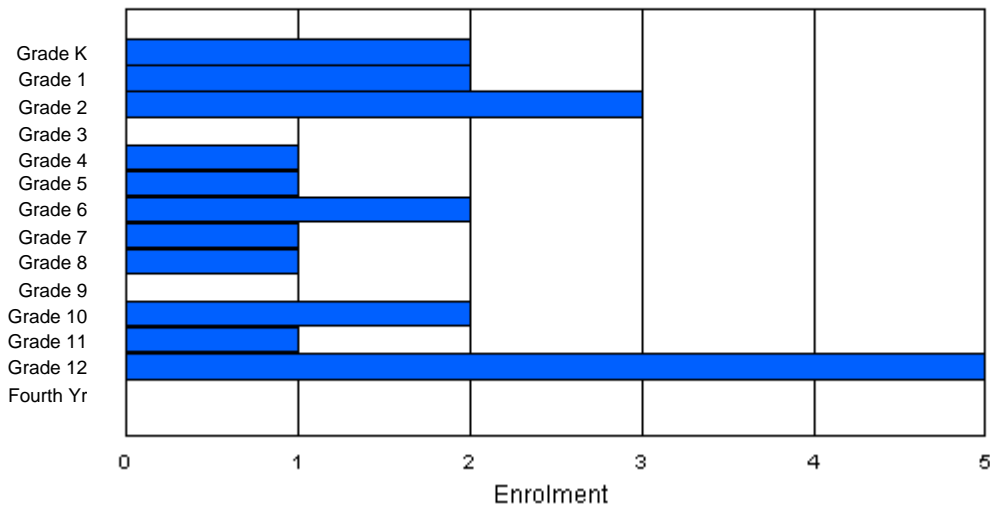
Enrolment By Age and Gender

Gender	Age																Total
	5	6	7	8	9	10	11	12	13	14	15	16	17	18	19	20>	
Male	2	1	1	0	0	1	1	0	0	0	1	1	1	3	1	0	13
Female	0	1	2	0	1	0	1	1	1	0	1	0	0	0	0	0	8
Total	2	2	3	0	1	1	2	1	1	0	2	1	1	3	1	0	21

Enrolment By Grade and Gender

Gender	Grade															Total
	K	1	2	3	4	5	6	7	8	9	10	11	12	4th		
Male	2	1	1	0	0	1	1	0	0	0	1	1	5	0	13	
Female	0	1	2	0	1	0	1	1	1	0	1	0	0	0	8	
Total	2	2	3	0	1	1	2	1	1	0	2	1	5	0	21	

Enrolment By Grade
For 102



* Data from the 2004-2005 AGR(Enrolment/Age as of the last day in Sept./Dec.)

** Newfoundland Statistics Classification System

*** May include itinerant teachers



**School Description Report
2004-05**

District 2 - Western

#103 - LeGallais Memorial, Isle aux Morts

Classification: Rural Community/Southern Region**

Grades: K-9

Number of Grades: 10

[School FTE PTR : 8.9](#)

[District FTE PTR : 12.4](#)

[Provincial FTE PTR : 13.6](#)

[FTE Teachers](#) *** : 8.0

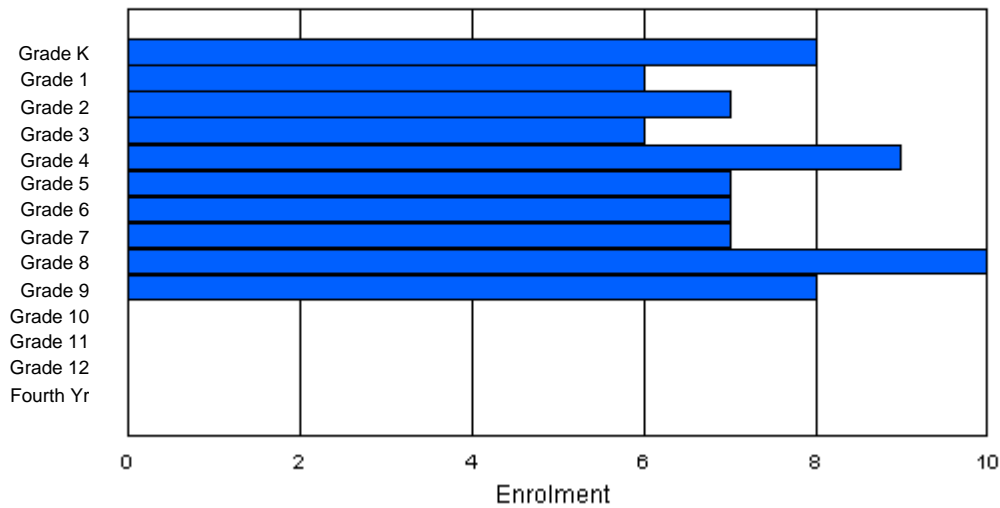
Enrolment By Age and Gender

Gender	Age																Total
	5	6	7	8	9	10	11	12	13	14	15	16	17	18	19	20>	
Male	3	3	5	2	8	2	5	4	5	4	0	0	0	0	0	0	41
Female	5	3	2	4	1	4	3	3	3	6	0	0	0	0	0	0	34
Total	8	6	7	6	9	6	8	7	8	10	0	0	0	0	0	0	75

Enrolment By Grade and Gender

Gender	Grade														Total
	K	1	2	3	4	5	6	7	8	9	10	11	12	4th	
Male	3	3	5	2	8	2	5	4	6	3	0	0	0	0	41
Female	5	3	2	4	1	5	2	3	4	5	0	0	0	0	34
Total	8	6	7	6	9	7	7	7	10	8	0	0	0	0	75

Enrolment By Grade
For 103



* Data from the 2004-2005 AGR(Enrolment/Age as of the last day in Sept./Dec.)

** Newfoundland Statistics Classification System

*** May include itinerant teachers



**School Description Report
2004-05**

District 2 - Western

#104 - Douglas Academy, La Poile

Classification: Rural Community/Southern Region**

Grades: K,2,5,9

Number of Grades: 4

[School FTE PTR : 5.3](#)

[District FTE PTR : 12.4](#)

[Provincial FTE PTR : 13.6](#)

[FTE Teachers](#) *** : 1.5

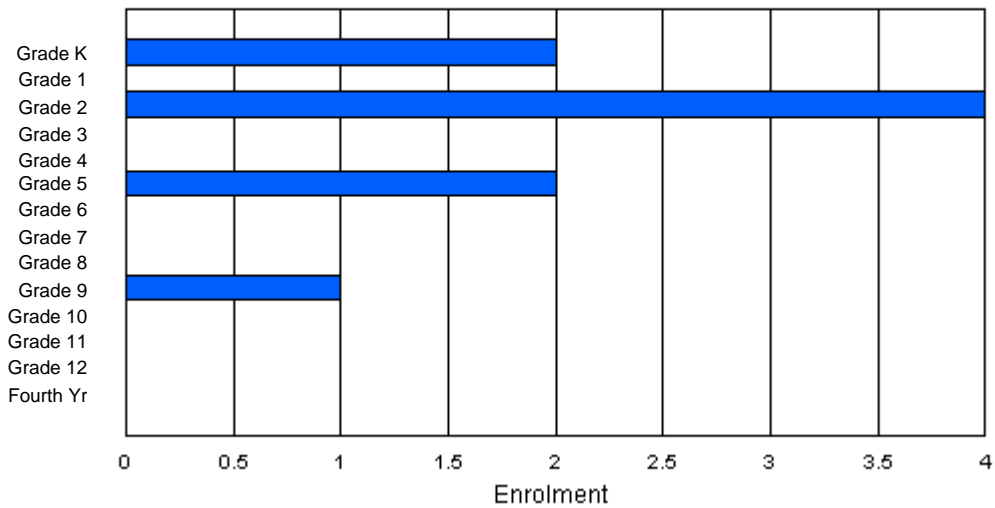
Enrolment By Age and Gender

Gender	Age																Total
	5	6	7	8	9	10	11	12	13	14	15	16	17	18	19	20>	
Male	2	0	1	0	0	1	0	0	0	1	0	0	0	0	0	0	5
Female	0	0	3	0	0	1	0	0	0	0	0	0	0	0	0	0	4
Total	2	0	4	0	0	2	0	0	0	1	0	0	0	0	0	0	9

Enrolment By Grade and Gender

Gender	Grade														Total
	K	1	2	3	4	5	6	7	8	9	10	11	12	4th	
Male	2	0	1	0	0	1	0	0	0	1	0	0	0	0	5
Female	0	0	3	0	0	1	0	0	0	0	0	0	0	0	4
Total	2	0	4	0	0	2	0	0	0	1	0	0	0	0	9

Enrolment By Grade
For 104



* Data from the 2004-2005 AGR(Enrolment/Age as of the last day in Sept./Dec.)

** Newfoundland Statistics Classification System

*** May include itinerant teachers



**School Description Report
2004-05**

District 2 - Western

#106 - Our Lady of Lourdes Elementary, Lourdes

Classification: Rural Community/Western Region**

Grades: K-8

Number of Grades: 9

[School FTE PTR : 13.2](#)

[District FTE PTR : 12.4](#)

[Provincial FTE PTR : 13.6](#)

[FTE Teachers](#) *** : 19.0

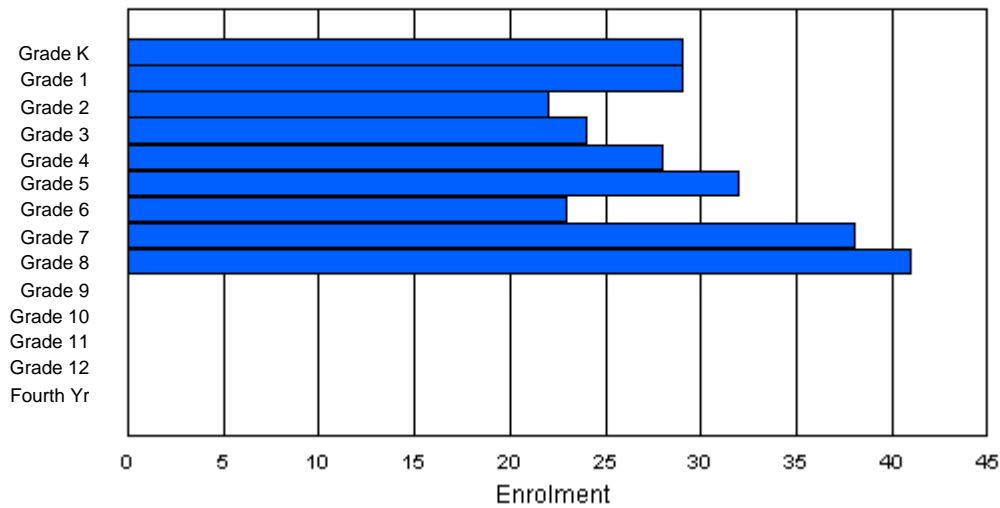
Enrolment By Age and Gender

Gender	Age																Total
	5	6	7	8	9	10	11	12	13	14	15	16	17	18	19	20>	
Male	14	17	12	11	11	17	13	20	22	1	0	0	0	0	0	0	138
Female	15	12	9	14	17	15	10	17	19	0	0	0	0	0	0	0	128
Total	29	29	21	25	28	32	23	37	41	1	0	0	0	0	0	0	266

Enrolment By Grade and Gender

Gender	Grade														Total
	K	1	2	3	4	5	6	7	8	9	10	11	12	4th	
Male	14	17	13	10	11	17	13	20	23	0	0	0	0	0	138
Female	15	12	9	14	17	15	10	18	18	0	0	0	0	0	128
Total	29	29	22	24	28	32	23	38	41	0	0	0	0	0	266

Enrolment By Grade
For 106



* Data from the 2004-2005 AGR(Enrolment/Age as of the last day in Sept./Dec.)

** Newfoundland Statistics Classification System

*** May include itinerant teachers



**School Description Report
2004-05**

District 2 - Western

#110 - Piccadilly Central High, Piccadilly

Classification: Rural Community/Western Region**

Grades: 9-12

Number of Grades: 4

[School FTE PTR : 13.5](#)

[District FTE PTR : 12.4](#)

[Provincial FTE PTR : 13.6](#)

[FTE Teachers](#) *** : 16.0

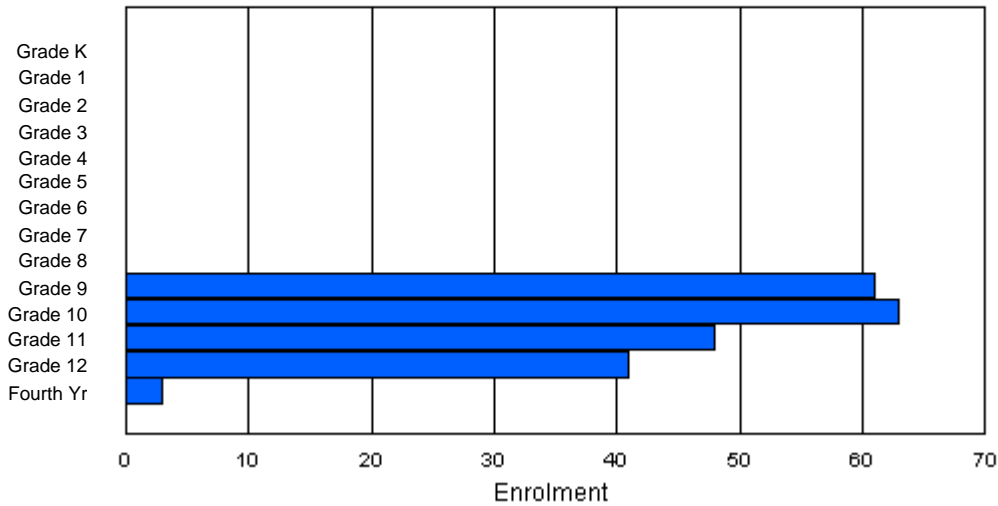
Enrolment By Age and Gender

Gender	Age																	Total
	5	6	7	8	9	10	11	12	13	14	15	16	17	18	19	20>		
Male	0	0	0	0	0	0	0	0	0	26	27	23	16	5	1	0	98	
Female	0	0	0	0	0	0	0	0	0	27	29	34	25	1	2	0	118	
Total	0	0	0	0	0	0	0	0	0	53	56	57	41	6	3	0	216	

Enrolment By Grade and Gender

Gender	Grade															Total
	K	1	2	3	4	5	6	7	8	9	10	11	12	4th		
Male	0	0	0	0	0	0	0	0	0	32	27	22	16	1	98	
Female	0	0	0	0	0	0	0	0	0	29	36	26	25	2	118	
Total	0	0	0	0	0	0	0	0	0	61	63	48	41	3	216	

Enrolment By Grade
For 110



* Data from the 2004-2005 AGR(Enrolment/Age as of the last day in Sept./Dec.)

** Newfoundland Statistics Classification System

*** May include itinerant teachers



**School Description Report
2004-05**

District 2 - Western

#111 - St. Thomas Aquinas, Port au Port East

Classification: Rural Community/Western Region**

Grades: K-8

Number of Grades: 9

[School FTE PTR : 14.3](#)

[District FTE PTR : 12.4](#)

[Provincial FTE PTR : 13.6](#)

[FTE Teachers](#) *** : 11.0

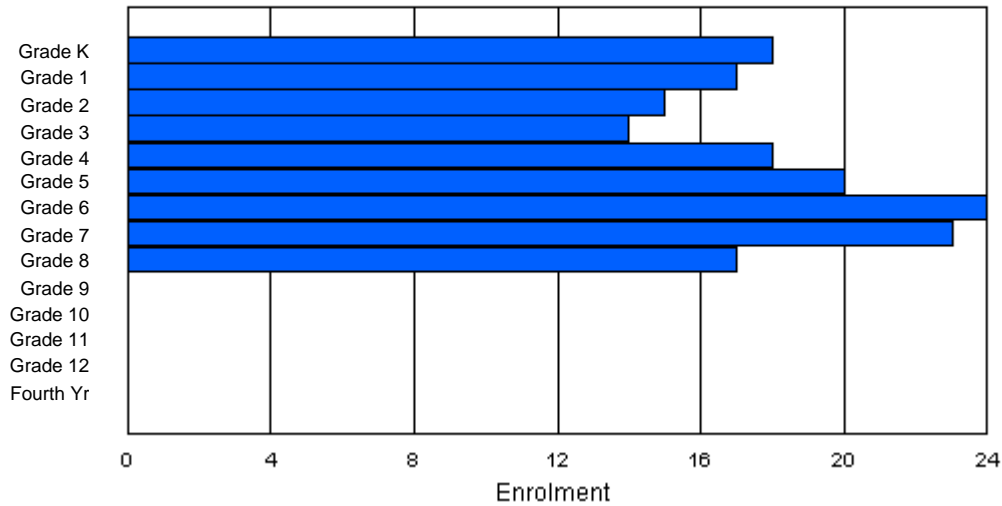
Enrolment By Age and Gender

Gender	Age																Total
	5	6	7	8	9	10	11	12	13	14	15	16	17	18	19	20>	
Male	9	6	10	7	10	11	12	9	9	2	0	0	0	0	0	0	85
Female	9	10	6	7	8	9	12	14	6	0	0	0	0	0	0	0	81
Total	18	16	16	14	18	20	24	23	15	2	0	0	0	0	0	0	166

Enrolment By Grade and Gender

Gender	Grade														Total
	K	1	2	3	4	5	6	7	8	9	10	11	12	4th	
Male	9	7	9	7	10	11	12	9	11	0	0	0	0	0	85
Female	9	10	6	7	8	9	12	14	6	0	0	0	0	0	81
Total	18	17	15	14	18	20	24	23	17	0	0	0	0	0	166

Enrolment By Grade
For 111



* Data from the 2004-2005 AGR(Enrolment/Age as of the last day in Sept./Dec.)

** Newfoundland Statistics Classification System

*** May include itinerant teachers



**School Description Report
2004-05**

District 2 - Western

#113 - St. Boniface All Grade, Ramea

Classification: Rural Community/Southern Region**

Grades: K-5,7-12

Number of Grades: 12

[School FTE PTR : 7.8](#)

[District FTE PTR : 12.4](#)

[Provincial FTE PTR : 13.6](#)

[FTE Teachers](#) *** : 8.5

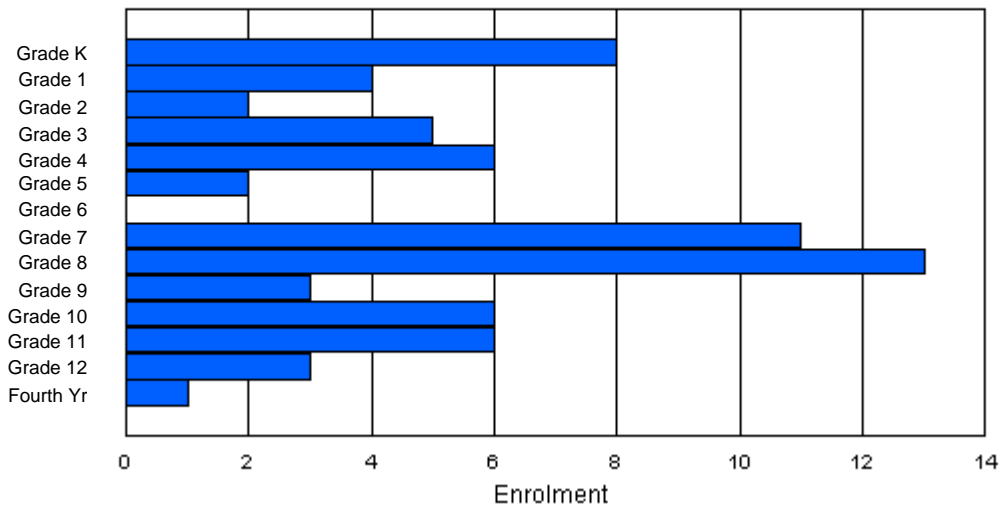
Enrolment By Age and Gender

Gender	Age																	Total
	5	6	7	8	9	10	11	12	13	14	15	16	17	18	19	20>		
Male	2	2	3	2	1	1	1	6	5	3	2	4	1	1	0	0	34	
Female	4	3	0	3	5	0	0	5	8	0	4	2	2	0	0	36		
Total	6	5	3	5	6	1	1	11	13	3	6	6	3	1	0	0	70	

Enrolment By Grade and Gender

Gender	Grade															Total
	K	1	2	3	4	5	6	7	8	9	10	11	12	4th		
Male	4	1	2	2	1	2	0	6	5	3	2	4	1	1	34	
Female	4	3	0	3	5	0	0	5	8	0	4	2	2	0	36	
Total	8	4	2	5	6	2	0	11	13	3	6	6	3	1	70	

Enrolment By Grade
For 113



* Data from the 2004-2005 AGR(Enrolment/Age as of the last day in Sept./Dec.)

** Newfoundland Statistics Classification System

*** May include itinerant teachers



**School Description Report
2004-05**

District 2 - Western

#114 - St. Michael's Elementary, Rose Blanche

Classification: Rural Community/Southern Region**

Grades: K-6

Number of Grades: 7

[School FTE PTR : 5.8](#)

[District FTE PTR : 12.4](#)

[Provincial FTE PTR : 13.6](#)

[FTE Teachers](#) *** : 4.0

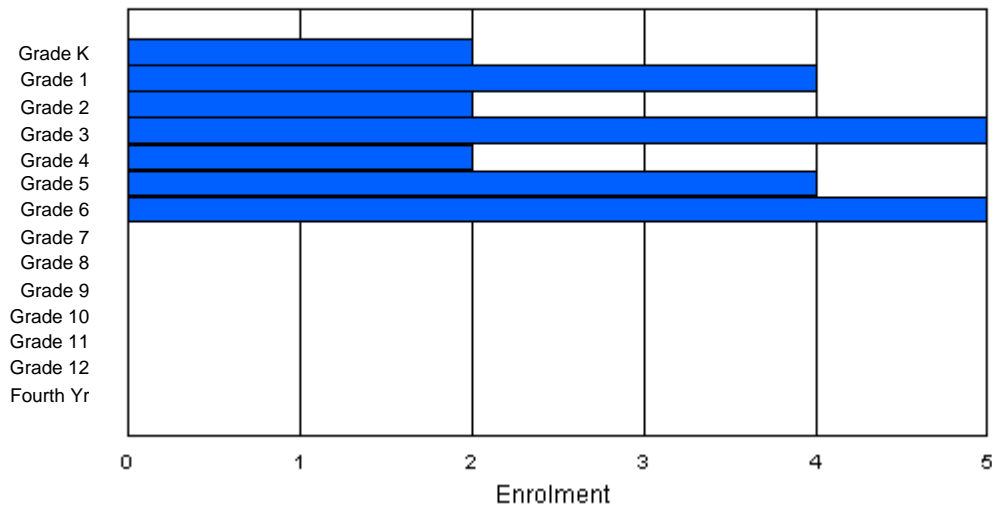
Enrolment By Age and Gender

Gender	Age																Total
	5	6	7	8	9	10	11	12	13	14	15	16	17	18	19	20>	
Male	1	2	2	2	1	2	3	0	0	0	0	0	0	0	0	0	13
Female	1	2	0	3	1	2	2	0	0	0	0	0	0	0	0	0	11
Total	2	4	2	5	2	4	5	0	0	0	0	0	0	0	0	0	24

Enrolment By Grade and Gender

Gender	K	Grade														Total
		1	2	3	4	5	6	7	8	9	10	11	12	4th		
Male	1	2	2	2	1	2	3	0	0	0	0	0	0	0	0	13
Female	1	2	0	3	1	2	2	0	0	0	0	0	0	0	0	11
Total	2	4	2	5	2	4	5	0	0	0	0	0	0	0	0	24

Enrolment By Grade
For 114



* Data from the 2004-2005 AGR(Enrolment/Age as of the last day in Sept./Dec.)

** Newfoundland Statistics Classification System

*** May include itinerant teachers



**School Description Report
2004-05**

District 2 - Western

#115 - Our Lady of Mercy Elementary, St. George's

Classification: Rural Community/Western Region**

Grades: K-8

Number of Grades: 9

[School FTE PTR : 12.7](#)

[District FTE PTR : 12.4](#)

[Provincial FTE PTR : 13.6](#)

[FTE Teachers](#) *** : 15.0

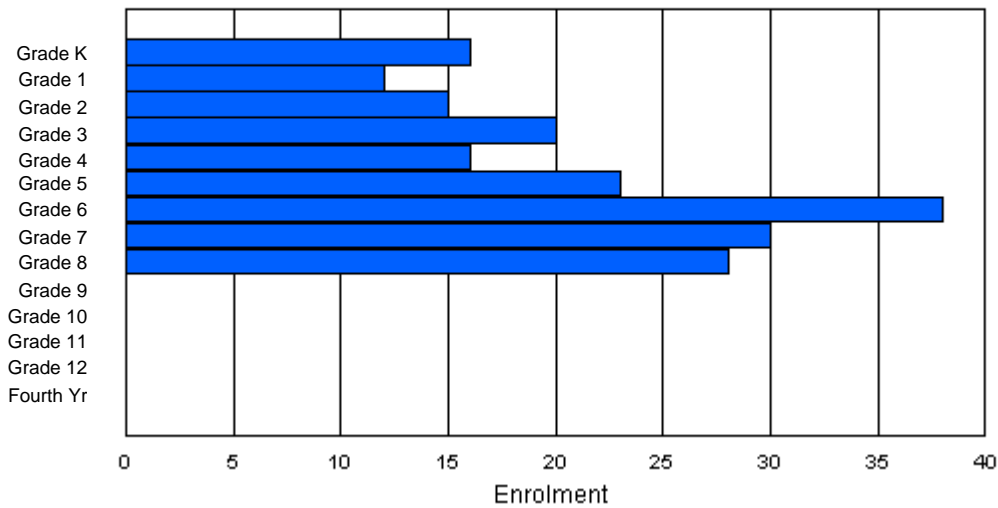
Enrolment By Age and Gender

Gender	Age																Total
	5	6	7	8	9	10	11	12	13	14	15	16	17	18	19	20>	
Male	8	6	9	12	10	15	21	15	11	2	0	0	0	0	0	0	109
Female	8	6	6	8	5	9	14	18	15	0	0	0	0	0	0	0	89
Total	16	12	15	20	15	24	35	33	26	2	0	0	0	0	0	0	198

Enrolment By Grade and Gender

Gender	Grade														Total
	K	1	2	3	4	5	6	7	8	9	10	11	12	4th	
Male	8	6	9	12	11	14	22	14	13	0	0	0	0	0	109
Female	8	6	6	8	5	9	16	16	15	0	0	0	0	0	89
Total	16	12	15	20	16	23	38	30	28	0	0	0	0	0	198

Enrolment By Grade
For 115



* Data from the 2004-2005 AGR(Enrolment/Age as of the last day in Sept./Dec.)

** Newfoundland Statistics Classification System

*** May include itinerant teachers



**School Description Report
2004-05**

District 2 - Western

#116 - Appalachia High School, St. George's

Classification: Rural Community/Western Region**

Grades: 9-12

Number of Grades: 4

[School FTE PTR : 14.6](#)

[District FTE PTR : 12.4](#)

[Provincial FTE PTR : 13.6](#)

[FTE Teachers](#) *** : 17.0

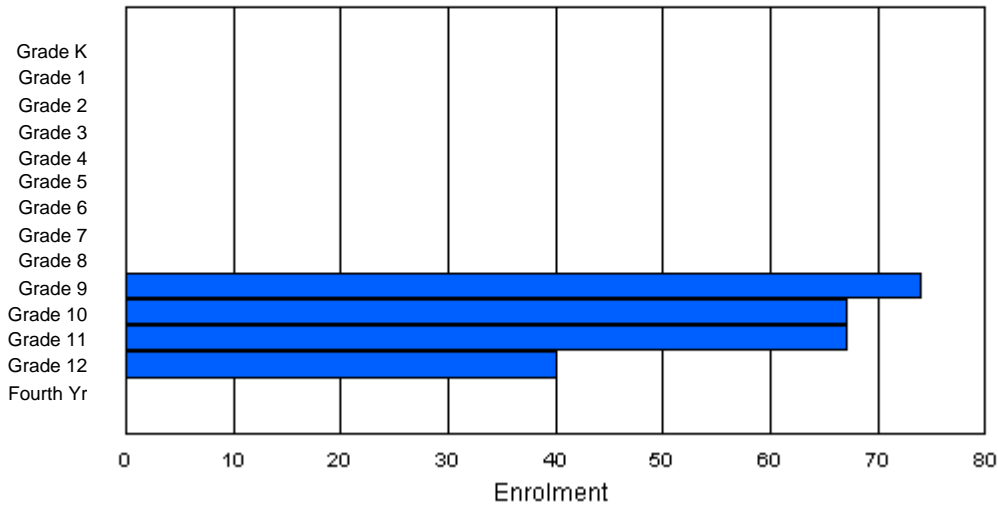
Enrolment By Age and Gender

Gender	Age																Total
	5	6	7	8	9	10	11	12	13	14	15	16	17	18	19	20>	
Male	0	0	0	0	0	0	0	0	1	28	34	34	26	3	0	0	126
Female	0	0	0	0	0	0	0	0	0	30	27	35	27	2	1	0	122
Total	0	0	0	0	0	0	0	0	1	58	61	69	53	5	1	0	248

Enrolment By Grade and Gender

Gender	Grade														Total
	K	1	2	3	4	5	6	7	8	9	10	11	12	4th	
Male	0	0	0	0	0	0	0	0	0	38	41	30	17	0	126
Female	0	0	0	0	0	0	0	0	0	36	26	37	23	0	122
Total	0	0	0	0	0	0	0	0	0	74	67	67	40	0	248

Enrolment By Grade
For 116



* Data from the 2004-2005 AGR(Enrolment/Age as of the last day in Sept./Dec.)

** Newfoundland Statistics Classification System

*** May include itinerant teachers



**School Description Report
2004-05**

District 2 - Western

#118 - Stephenville Elementary, Stephenville

Classification: Urban Community/Western Region**

Grades: 4-5

Number of Grades: 2

[School FTE PTR : 17.2](#)

[District FTE PTR : 12.4](#)

[Provincial FTE PTR : 13.6](#)

[FTE Teachers](#) *** : 14.0

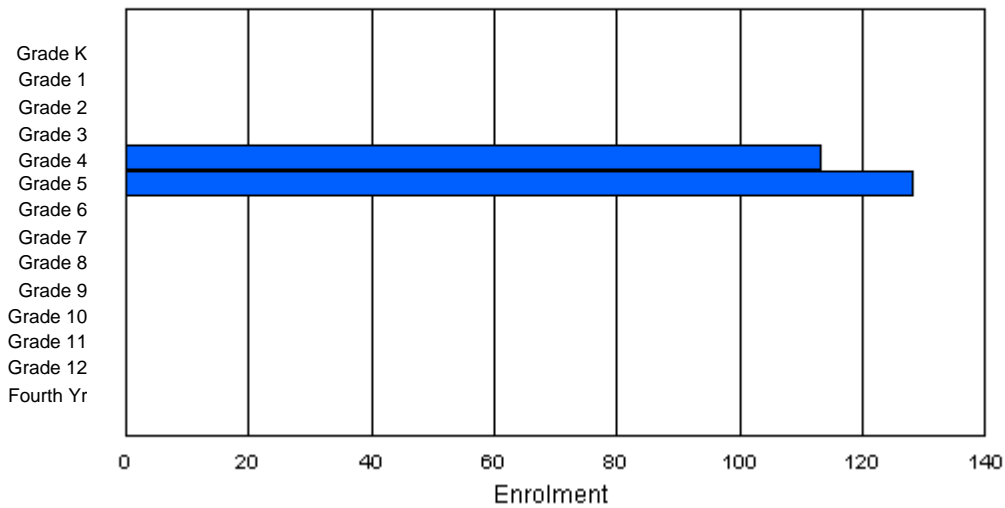
Enrolment By Age and Gender

Gender	Age																Total
	5	6	7	8	9	10	11	12	13	14	15	16	17	18	19	20>	
Male	0	0	0	0	61	71	3	0	0	0	0	0	0	0	0	0	135
Female	0	0	0	1	44	59	2	0	0	0	0	0	0	0	0	0	106
Total	0	0	0	1	105	130	5	0	0	0	0	0	0	0	0	0	241

Enrolment By Grade and Gender

Gender	Grade															Total
	K	1	2	3	4	5	6	7	8	9	10	11	12	4th		
Male	0	0	0	0	67	68	0	0	0	0	0	0	0	0	135	
Female	0	0	0	0	46	60	0	0	0	0	0	0	0	0	106	
Total	0	0	0	0	113	128	0	0	0	0	0	0	0	0	241	

Enrolment By Grade
For 118



* Data from the 2004-2005 AGR(Enrolment/Age as of the last day in Sept./Dec.)

** Newfoundland Statistics Classification System

*** May include itinerant teachers



**School Description Report
2004-05**

District 2 - Western

#119 - Stephenville High, Stephenville

Classification: Urban Community/Western Region**

Grades: 9-12

Number of Grades: 4

[School FTE PTR : 15.8](#)

[District FTE PTR : 12.4](#)

[Provincial FTE PTR : 13.6](#)

[FTE Teachers](#) *** : 39.0

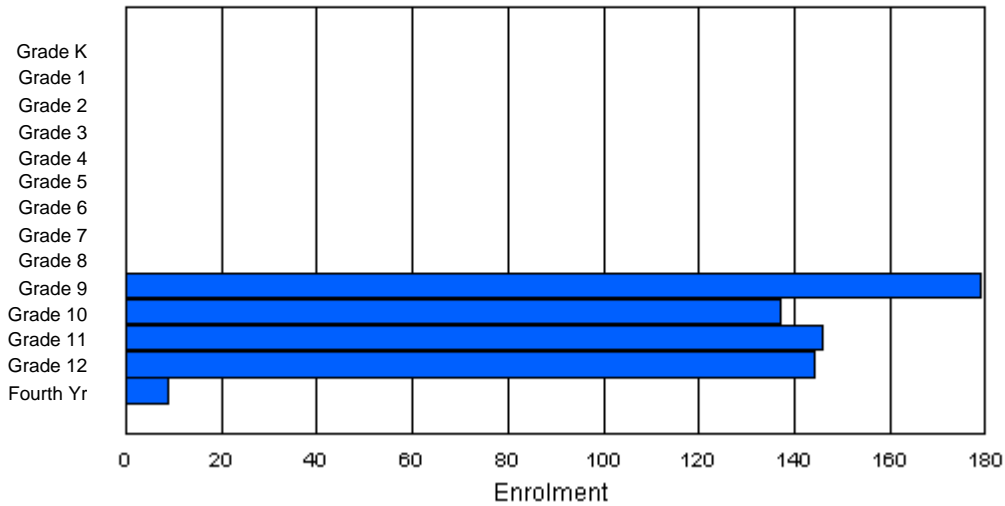
Enrolment By Age and Gender

Gender	Age																	Total
	5	6	7	8	9	10	11	12	13	14	15	16	17	18	19	20>		
Male	0	0	0	0	0	0	0	0	0	73	70	74	82	13	2	0	314	
Female	0	0	0	0	0	0	0	0	0	81	71	72	64	12	0	1	301	
Total	0	0	0	0	0	0	0	0	0	154	141	146	146	25	2	1	615	

Enrolment By Grade and Gender

Gender	Grade															Total
	K	1	2	3	4	5	6	7	8	9	10	11	12	4th		
Male	0	0	0	0	0	0	0	0	0	88	71	74	77	4	314	
Female	0	0	0	0	0	0	0	0	0	91	66	72	67	5	301	
Total	0	0	0	0	0	0	0	0	0	179	137	146	144	9	615	

Enrolment By Grade
For 119



* Data from the 2004-2005 AGR(Enrolment/Age as of the last day in Sept./Dec.)

** Newfoundland Statistics Classification System

*** May include itinerant teachers



**School Description Report
2004-05**

District 2 - Western

#120 - Stephenville Primary, Stephenville

Classification: Urban Community/Western Region**

Grades: K-3

Number of Grades: 4

[School FTE PTR : 12.8](#)

[District FTE PTR : 12.4](#)

[Provincial FTE PTR : 13.6](#)

[FTE Teachers](#) *** : 26.0

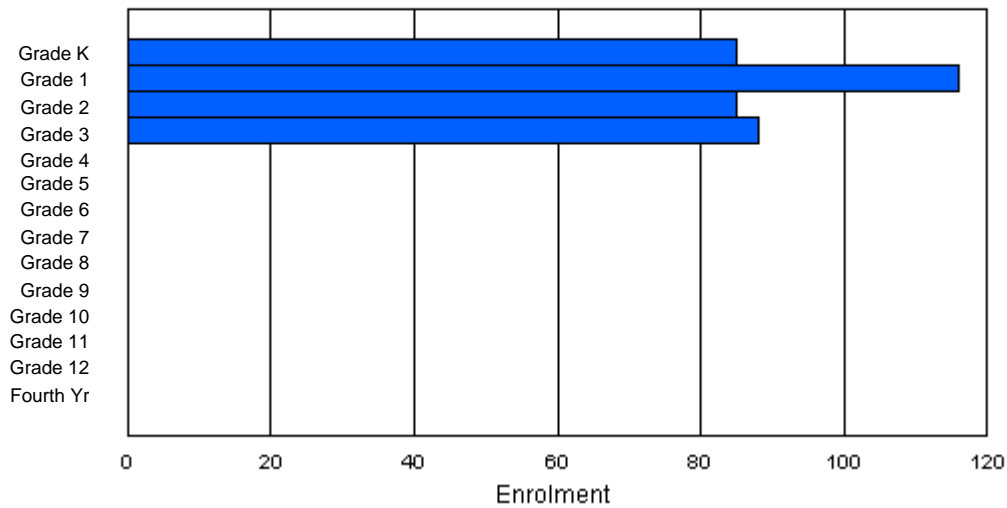
Enrolment By Age and Gender

Gender	Age																Total
	5	6	7	8	9	10	11	12	13	14	15	16	17	18	19	20>	
Male	43	52	42	48	2	0	0	0	0	0	0	0	0	0	0	0	187
Female	39	59	44	44	1	0	0	0	0	0	0	0	0	0	0	0	187
Total	82	111	86	92	3	0	0	0	0	0	0	0	0	0	0	0	374

Enrolment By Grade and Gender

Gender	Grade														Total	
	K	1	2	3	4	5	6	7	8	9	10	11	12	4th		
Male	45	55	40	47	0	0	0	0	0	0	0	0	0	0	0	187
Female	40	61	45	41	0	0	0	0	0	0	0	0	0	0	0	187
Total	85	116	85	88	0	0	0	0	0	0	0	0	0	0	0	374

Enrolment By Grade
For 120



* Data from the 2004-2005 AGR(Enrolment/Age as of the last day in Sept./Dec.)

** Newfoundland Statistics Classification System

*** May include itinerant teachers



**School Description Report
2004-05**

District 2 - Western

#123 - St. Michael's Elementary, Stephenville Crossing

Classification: Rural Community/Western Region**

Grades: K-8

Number of Grades: 9

[School FTE PTR : 12.3](#)

[District FTE PTR : 12.4](#)

[Provincial FTE PTR : 13.6](#)

[FTE Teachers](#) *** : 20.0

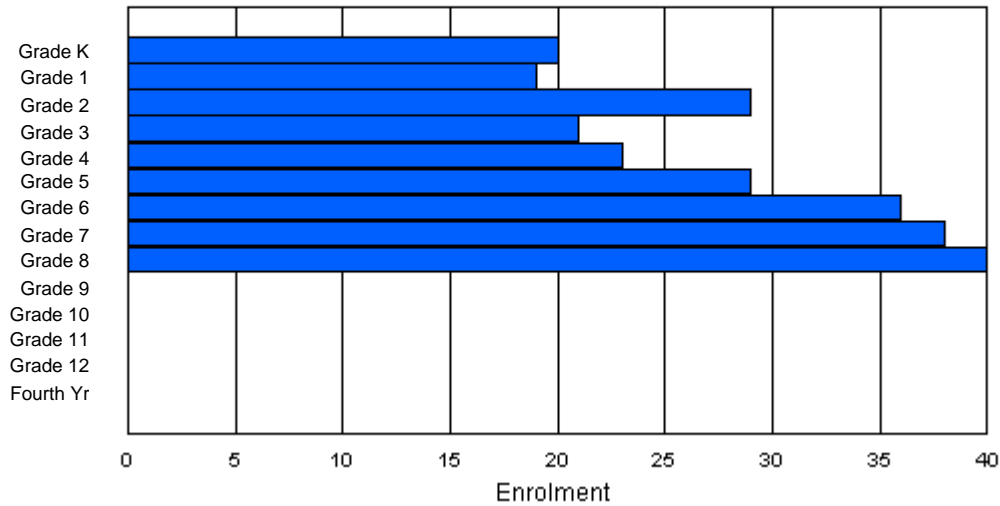
Enrolment By Age and Gender

Gender	Age																Total
	5	6	7	8	9	10	11	12	13	14	15	16	17	18	19	20>	
Male	9	7	18	15	11	18	18	16	30	1	0	0	0	0	0	0	143
Female	10	13	10	7	12	11	18	19	12	0	0	0	0	0	0	0	112
Total	19	20	28	22	23	29	36	35	42	1	0	0	0	0	0	0	255

Enrolment By Grade and Gender

Gender	Grade														Total
	K	1	2	3	4	5	6	7	8	9	10	11	12	4th	
Male	9	7	19	14	11	18	18	18	29	0	0	0	0	0	143
Female	11	12	10	7	12	11	18	20	11	0	0	0	0	0	112
Total	20	19	29	21	23	29	36	38	40	0	0	0	0	0	255

Enrolment By Grade
For 123



* Data from the 2004-2005 AGR(Enrolment/Age as of the last day in Sept./Dec.)

** Newfoundland Statistics Classification System

*** May include itinerant teachers



**School Description Report
2004-05**

District 2 - Western

#137 - St. Simon and St. Jude Academy, Francois

Classification: Rural Community/Southern Region**

Grades: K-3,5-12

Number of Grades: 12

[School FTE PTR : 5.8](#)

[District FTE PTR : 12.4](#)

[Provincial FTE PTR : 13.6](#)

[FTE Teachers](#) *** : 4.0

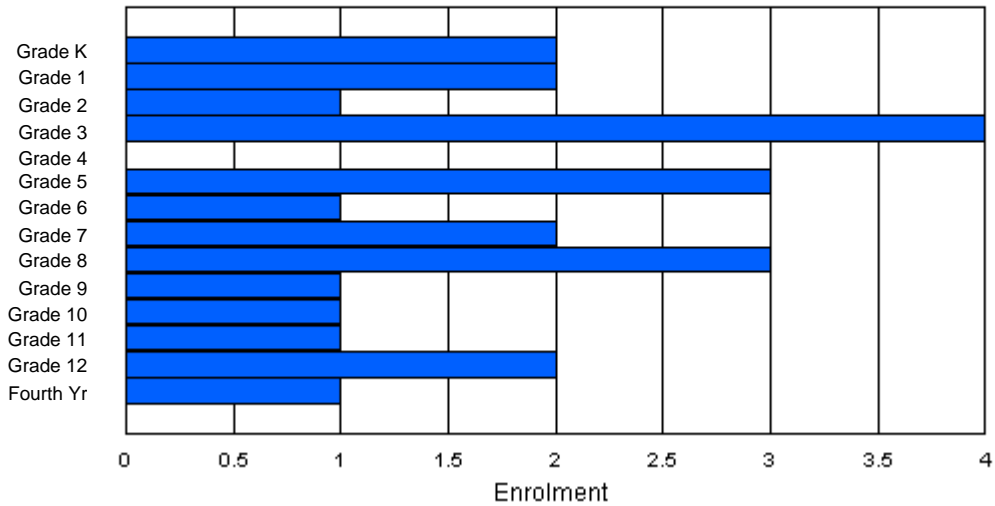
Enrolment By Age and Gender

Gender	Age																Total
	5	6	7	8	9	10	11	12	13	14	15	16	17	18	19	20>	
Male	0	2	0	3	0	3	0	1	1	1	0	0	1	0	0	0	12
Female	2	0	1	1	0	0	1	1	2	0	1	2	0	1	0	0	12
Total	2	2	1	4	0	3	1	2	3	1	1	2	1	1	0	0	24

Enrolment By Grade and Gender

Gender	K	Grade													4th	Total
		1	2	3	4	5	6	7	8	9	10	11	12			
Male	0	2	0	3	0	3	0	1	1	1	0	0	1	0	12	
Female	2	0	1	1	0	0	1	1	2	0	1	1	1	1	12	
Total	2	2	1	4	0	3	1	2	3	1	1	1	2	1	24	

Enrolment By Grade
For 137



* Data from the 2004-2005 AGR(Enrolment/Age as of the last day in Sept./Dec.)

** Newfoundland Statistics Classification System

*** May include itinerant teachers



**School Description Report
2004-05**

District 2 - Western

#387 - Bayview Regional Collegiate, St. Lunaire

Classification: Rural Community/Western Region**

Grades: 7-12

Number of Grades: 6

[School FTE PTR : 10.4](#)

[District FTE PTR : 12.4](#)

[Provincial FTE PTR : 13.6](#)

[FTE Teachers](#) *** : 10.8

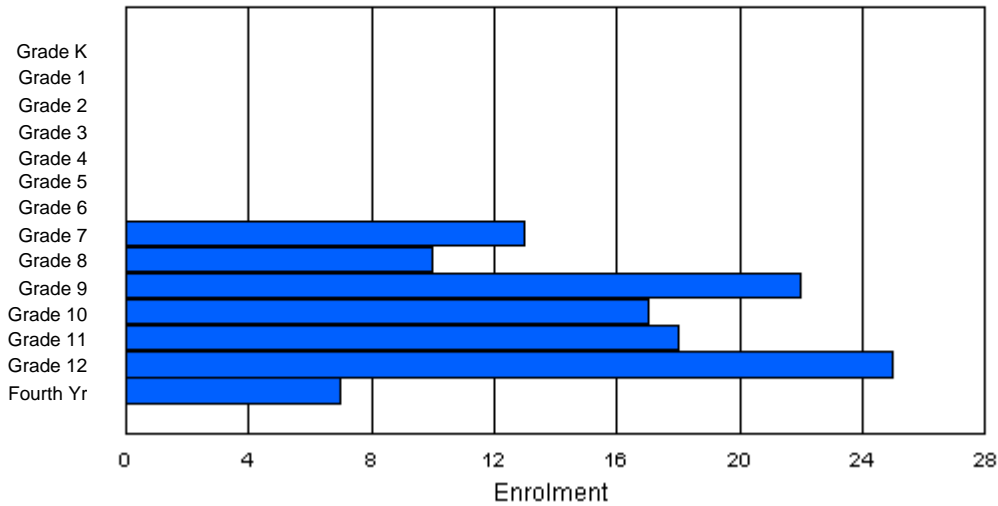
Enrolment By Age and Gender

Gender	Age																Total
	5	6	7	8	9	10	11	12	13	14	15	16	17	18	19	20>	
Male	0	0	0	0	0	0	0	7	2	12	7	7	11	7	1	0	54
Female	0	0	0	0	0	0	0	6	6	4	10	12	17	3	0	0	58
Total	0	0	0	0	0	0	0	13	8	16	17	19	28	10	1	0	112

Enrolment By Grade and Gender

Gender	Grade															Total
	K	1	2	3	4	5	6	7	8	9	10	11	12	4th		
Male	0	0	0	0	0	0	0	7	4	15	6	8	9	5	54	
Female	0	0	0	0	0	0	0	6	6	7	11	10	16	2	58	
Total	0	0	0	0	0	0	0	13	10	22	17	18	25	7	112	

Enrolment By Grade
For 387



* Data from the 2004-2005 AGR(Enrolment/Age as of the last day in Sept./Dec.)

** Newfoundland Statistics Classification System

*** May include itinerant teachers



School Description Report 2004-05

District 2 - Western

#388 - Cow Head School Complex, Cow Head

Classification: Rural Community/Western Region**

Grades: K-12

Number of Grades: 13

[School FTE PTR : 11.1](#)

[District FTE PTR : 12.4](#)

[Provincial FTE PTR : 13.6](#)

[FTE Teachers](#) *** : 19.0

Enrolment By Age and Gender

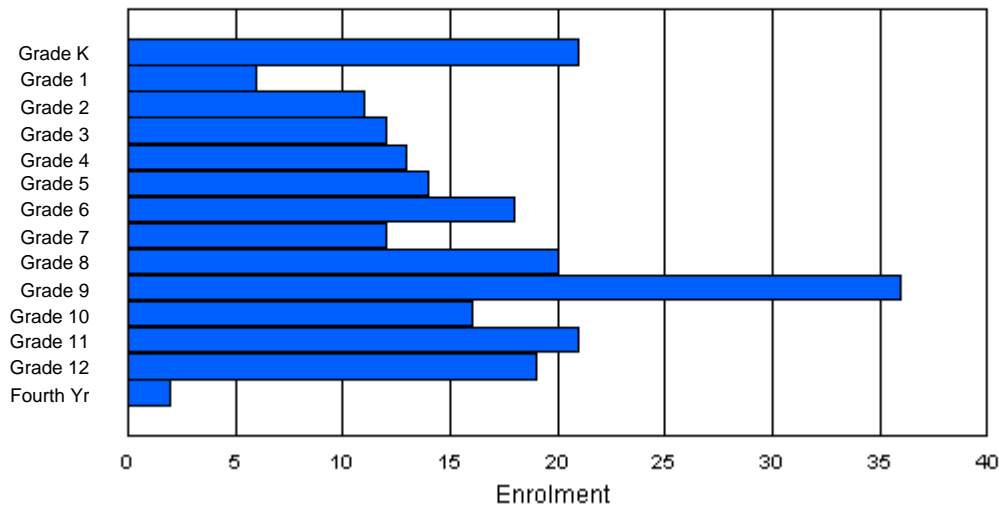
Gender	Age																	Total
	5	6	7	8	9	10	11	12	13	14	15	16	17	18	19	20>		
Male	8	5	5	8	5	6	10	6	8	13	13	14	9	4	0	0	114	
Female	12	2	5	5	8	7	9	6	9	19	6	9	9	1	0	0	107	
Total	20	7	10	13	13	13	19	12	17	32	19	23	18	5	0	0	221	

Enrolment By Grade and Gender

Gender	Grade															Total
	K	1	2	3	4	5	6	7	8	9	10	11	12	4th		
Male	9	4	6	7	5	7	9	6	11	16	11	12	10	1	114	
Female	12	2	5	5	8	7	9	6	9	20	5	9	9	1	107	
Total	21	6	11	12	13	14	18	12	20	36	16	21	19	2	221	

Enrolment By Grade

For 388



* Data from the 2004-2005 AGR(Enrolment/Age as of the last day in Sept./Dec.)

** Newfoundland Statistics Classification System

*** May include itinerant teachers



**School Description Report
2004-05**

District 2 - Western

#389 - Elwood Elementary, Deer Lake

Classification: Rural Community/Western Region**

Grades: K-5

Number of Grades: 6

[School FTE PTR : 14.8](#)

[District FTE PTR : 12.4](#)

[Provincial FTE PTR : 13.6](#)

[FTE Teachers](#) *** : 26.0

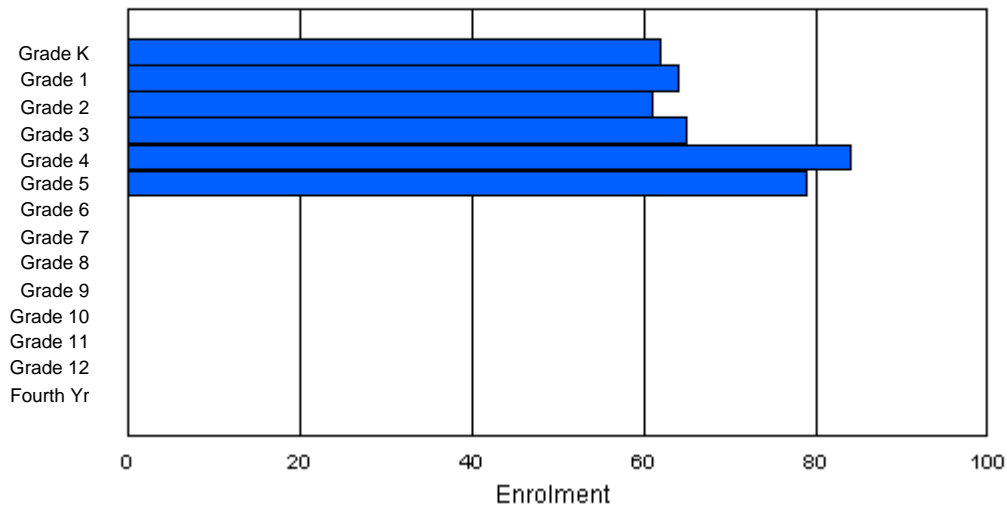
Enrolment By Age and Gender

Gender	Age																Total
	5	6	7	8	9	10	11	12	13	14	15	16	17	18	19	20>	
Male	27	41	32	33	47	36	2	0	0	0	0	0	0	0	0	0	218
Female	33	25	27	32	34	45	1	0	0	0	0	0	0	0	0	0	197
Total	60	66	59	65	81	81	3	0	0	0	0	0	0	0	0	0	415

Enrolment By Grade and Gender

Gender	Grade														Total
	K	1	2	3	4	5	6	7	8	9	10	11	12	4th	
Male	28	40	33	32	49	36	0	0	0	0	0	0	0	0	218
Female	34	24	28	33	35	43	0	0	0	0	0	0	0	0	197
Total	62	64	61	65	84	79	0	0	0	0	0	0	0	0	415

Enrolment By Grade
For 389



* Data from the 2004-2005 AGR(Enrolment/Age as of the last day in Sept./Dec.)

** Newfoundland Statistics Classification System

*** May include itinerant teachers



**School Description Report
2004-05**

District 2 - Western

#390 - Elwood High School, Deer Lake

Classification: Rural Community/Western Region**

Grades: 10-12

Number of Grades: 3

[School FTE PTR : 15.8](#)

[District FTE PTR : 12.4](#)

[Provincial FTE PTR : 13.6](#)

[FTE Teachers](#) *** : 19.8

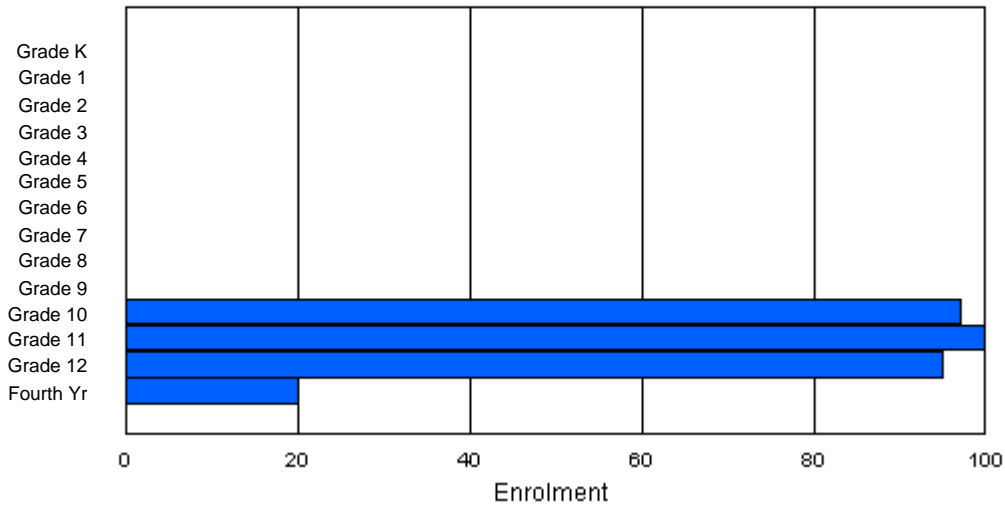
Enrolment By Age and Gender

Gender	Age																	Total
	5	6	7	8	9	10	11	12	13	14	15	16	17	18	19	20>		
Male	0	0	0	0	0	0	0	0	0	0	40	48	48	15	0	0	151	
Female	0	0	0	0	0	0	0	0	0	1	40	57	50	11	2	0	161	
Total	0	0	0	0	0	0	0	0	0	1	80	105	98	26	2	0	312	

Enrolment By Grade and Gender

Gender	Grade															Total
	K	1	2	3	4	5	6	7	8	9	10	11	12	4th		
Male	0	0	0	0	0	0	0	0	0	0	50	42	51	8	151	
Female	0	0	0	0	0	0	0	0	0	0	47	58	44	12	161	
Total	0	0	0	0	0	0	0	0	0	0	97	100	95	20	312	

Enrolment By Grade
For 390



* Data from the 2004-2005 AGR(Enrolment/Age as of the last day in Sept./Dec.)

** Newfoundland Statistics Classification System

*** May include itinerant teachers



**School Description Report
2004-05**

District 2 - Western

#391 - Xavier Junior High, Deer Lake

Classification: Rural Community/Western Region**

Grades: 6-9

Number of Grades: 4

[School FTE PTR : 15.7](#)

[District FTE PTR : 12.4](#)

[Provincial FTE PTR : 13.6](#)

[FTE Teachers](#) *** : 23.3

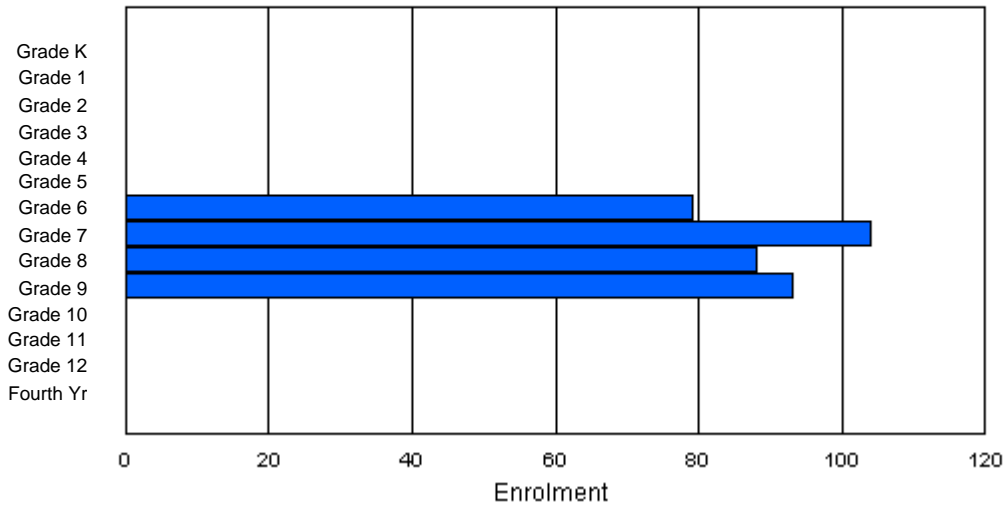
Enrolment By Age and Gender

Gender	Age																Total
	5	6	7	8	9	10	11	12	13	14	15	16	17	18	19	20>	
Male	0	0	0	0	0	0	33	61	52	42	3	0	0	0	0	0	191
Female	0	0	0	0	0	0	41	39	37	52	4	0	0	0	0	0	173
Total	0	0	0	0	0	0	74	100	89	94	7	0	0	0	0	0	364

Enrolment By Grade and Gender

Gender	Grade														Total
	K	1	2	3	4	5	6	7	8	9	10	11	12	4th	
Male	0	0	0	0	0	0	36	65	49	41	0	0	0	0	191
Female	0	0	0	0	0	0	43	39	39	52	0	0	0	0	173
Total	0	0	0	0	0	0	79	104	88	93	0	0	0	0	364

Enrolment By Grade
For 391



* Data from the 2004-2005 AGR(Enrolment/Age as of the last day in Sept./Dec.)

** Newfoundland Statistics Classification System

*** May include itinerant teachers



**School Description Report
2004-05**

District 2 - Western

#393 - Bonne Bay Academy, Woody Point

Classification: Rural Community/Western Region**

Grades: K-12

Number of Grades: 13

[School FTE PTR : 8.1](#)

[District FTE PTR : 12.4](#)

[Provincial FTE PTR : 13.6](#)

[FTE Teachers](#) *** : 9.5

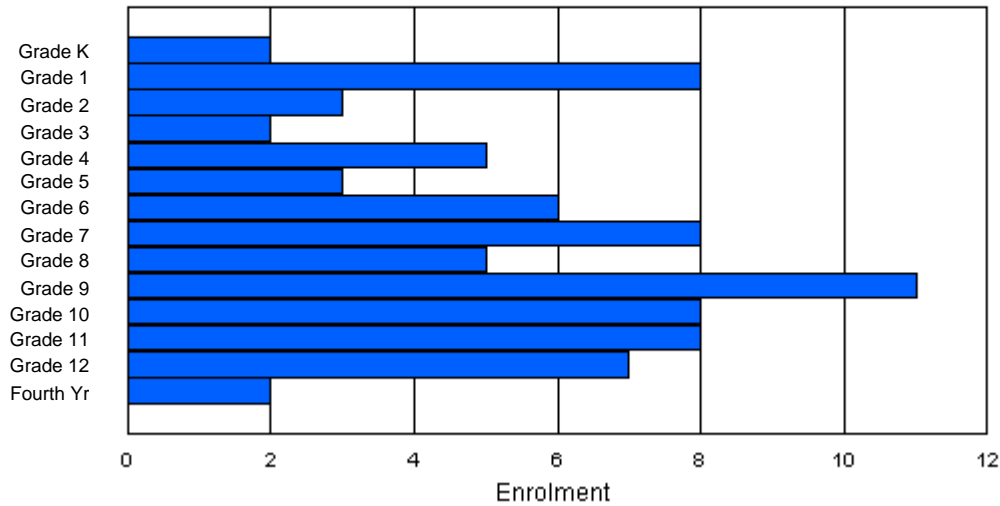
Enrolment By Age and Gender

Gender	Age																	Total
	5	6	7	8	9	10	11	12	13	14	15	16	17	18	19	20>		
Male	1	6	0	0	1	1	3	6	1	7	4	4	1	0	0	0	35	
Female	1	2	3	2	4	2	3	2	2	6	4	4	6	1	0	1	43	
Total	2	8	3	2	5	3	6	8	3	13	8	8	7	1	0	1	78	

Enrolment By Grade and Gender

Gender	K	Grade														Total
		1	2	3	4	5	6	7	8	9	10	11	12	4th		
Male	1	6	0	0	1	1	3	6	3	5	4	4	1	0	35	
Female	1	2	3	2	4	2	3	2	2	6	4	4	6	2	43	
Total	2	8	3	2	5	3	6	8	5	11	8	8	7	2	78	

Enrolment By Grade
For 393



* Data from the 2004-2005 AGR(Enrolment/Age as of the last day in Sept./Dec.)

** Newfoundland Statistics Classification System

*** May include itinerant teachers



**School Description Report
2004-05**

District 2 - Western

#394 - E.A. Butler, McKay's

Classification: Rural Community/Western Region**

Grades: 7-12

Number of Grades: 6

[School FTE PTR : 11.6](#)

[District FTE PTR : 12.4](#)

[Provincial FTE PTR : 13.6](#)

[FTE Teachers](#) *** : 9.0

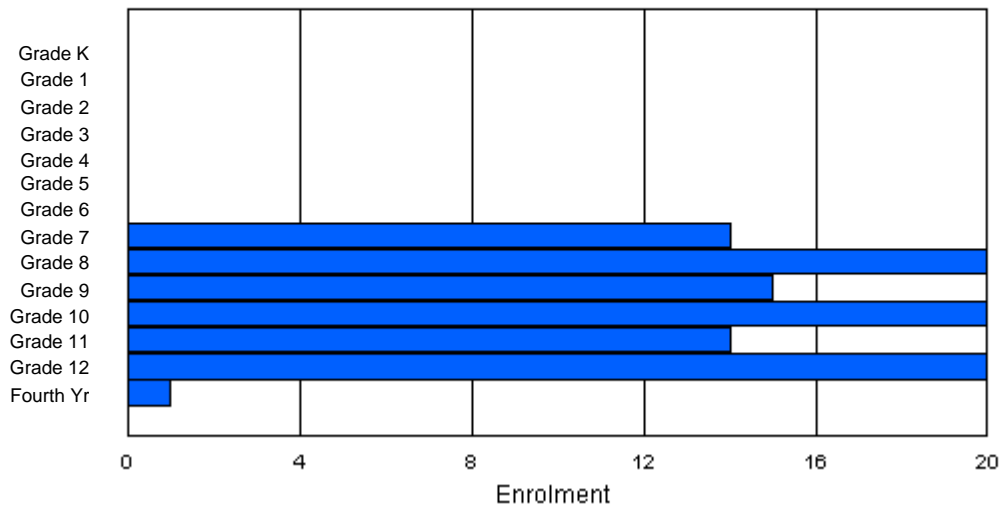
Enrolment By Age and Gender

Gender	Age																	Total
	5	6	7	8	9	10	11	12	13	14	15	16	17	18	19	20>		
Male	0	0	0	0	0	0	0	5	7	11	8	9	11	4	0	0	55	
Female	0	0	0	0	0	0	0	8	12	5	6	9	8	0	1	0	49	
Total	0	0	0	0	0	0	0	13	19	16	14	18	19	4	1	0	104	

Enrolment By Grade and Gender

Gender	Grade															Total
	K	1	2	3	4	5	6	7	8	9	10	11	12	4th		
Male	0	0	0	0	0	0	0	6	8	9	13	7	11	1	55	
Female	0	0	0	0	0	0	0	8	12	6	7	7	9	0	49	
Total	0	0	0	0	0	0	0	14	20	15	20	14	20	1	104	

Enrolment By Grade
For 394



* Data from the 2004-2005 AGR(Enrolment/Age as of the last day in Sept./Dec.)

** Newfoundland Statistics Classification System

*** May include itinerant teachers



**School Description Report
2004-05**

District 2 - Western

#395 - Cassidy Memorial Elementary School, St. Fintan's

Classification: Rural Community/Western Region**

Grades: K-6

Number of Grades: 7

[School FTE PTR : 8.6](#)

[District FTE PTR : 12.4](#)

[Provincial FTE PTR : 13.6](#)

[FTE Teachers](#) *** : 9.0

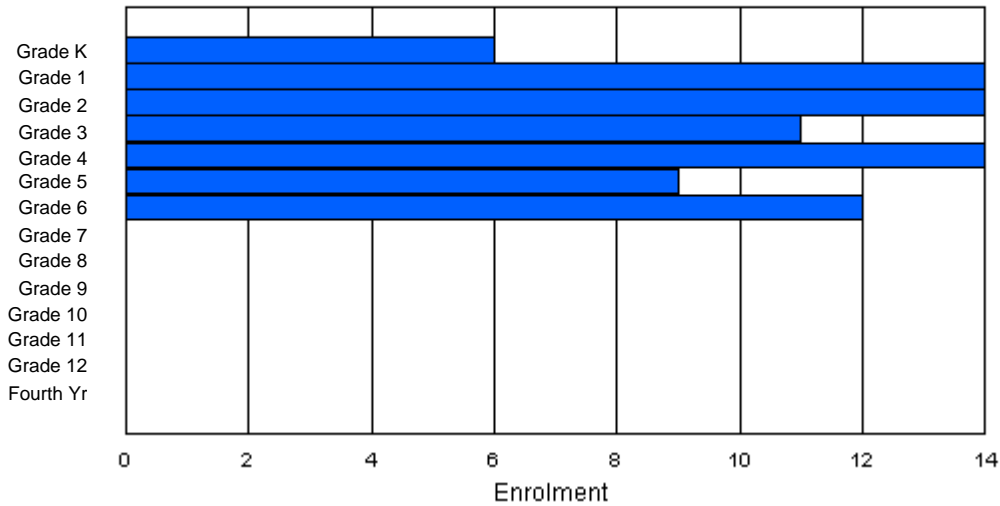
Enrolment By Age and Gender

Gender	Age																Total
	5	6	7	8	9	10	11	12	13	14	15	16	17	18	19	20>	
Male	1	9	5	7	9	4	6	1	0	0	0	0	0	0	0	0	42
Female	5	5	7	6	5	3	7	0	0	0	0	0	0	0	0	0	38
Total	6	14	12	13	14	7	13	1	0	0	0	0	0	0	0	0	80

Enrolment By Grade and Gender

Gender	K	Grade													Total	
		1	2	3	4	5	6	7	8	9	10	11	12	4th		
Male	1	9	6	6	9	6	5	0	0	0	0	0	0	0	0	42
Female	5	5	8	5	5	3	7	0	0	0	0	0	0	0	0	38
Total	6	14	14	11	14	9	12	0	0	0	0	0	0	0	0	80

Enrolment By Grade
For 395



* Data from the 2004-2005 AGR(Enrolment/Age as of the last day in Sept./Dec.)

** Newfoundland Statistics Classification System

*** May include itinerant teachers



**School Description Report
2004-05**

District 2 - Western

#396 - Stephenville Middle School, Stephenville

Classification: Urban Community/Western Region**

Grades: 6-8

Number of Grades: 3

[School FTE PTR : 16.2](#)

[District FTE PTR : 12.4](#)

[Provincial FTE PTR : 13.6](#)

[FTE Teachers](#) *** : 26.8

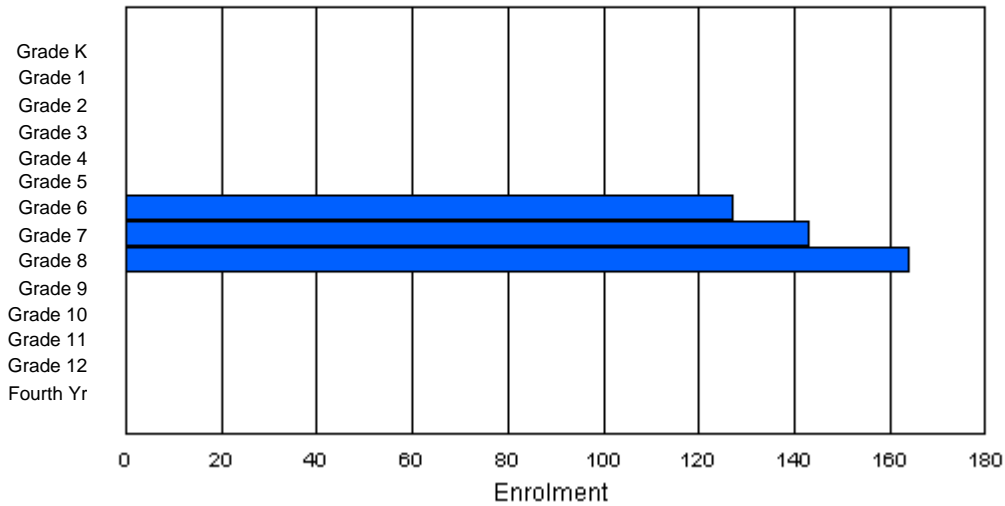
Enrolment By Age and Gender

Gender	Age																Total
	5	6	7	8	9	10	11	12	13	14	15	16	17	18	19	20>	
Male	0	0	0	0	0	0	64	81	78	16	0	0	0	0	0	0	239
Female	0	0	0	0	0	0	54	60	75	6	0	0	0	0	0	0	195
Total	0	0	0	0	0	0	118	141	153	22	0	0	0	0	0	0	434

Enrolment By Grade and Gender

Gender	Grade														Total
	K	1	2	3	4	5	6	7	8	9	10	11	12	4th	
Male	0	0	0	0	0	0	70	80	89	0	0	0	0	0	239
Female	0	0	0	0	0	0	57	63	75	0	0	0	0	0	195
Total	0	0	0	0	0	0	127	143	164	0	0	0	0	0	434

Enrolment By Grade
For 396



* Data from the 2004-2005 AGR(Enrolment/Age as of the last day in Sept./Dec.)

** Newfoundland Statistics Classification System

*** May include itinerant teachers



**School Description Report
2004-05**

District 2 - Western

#397 - Belanger Memorial School, Upper Ferry

Classification: Rural Community/Western Region**

Grades: K-12

Number of Grades: 13

[School FTE PTR : 10.6](#)

[District FTE PTR : 12.4](#)

[Provincial FTE PTR : 13.6](#)

[FTE Teachers](#) *** : 20.3

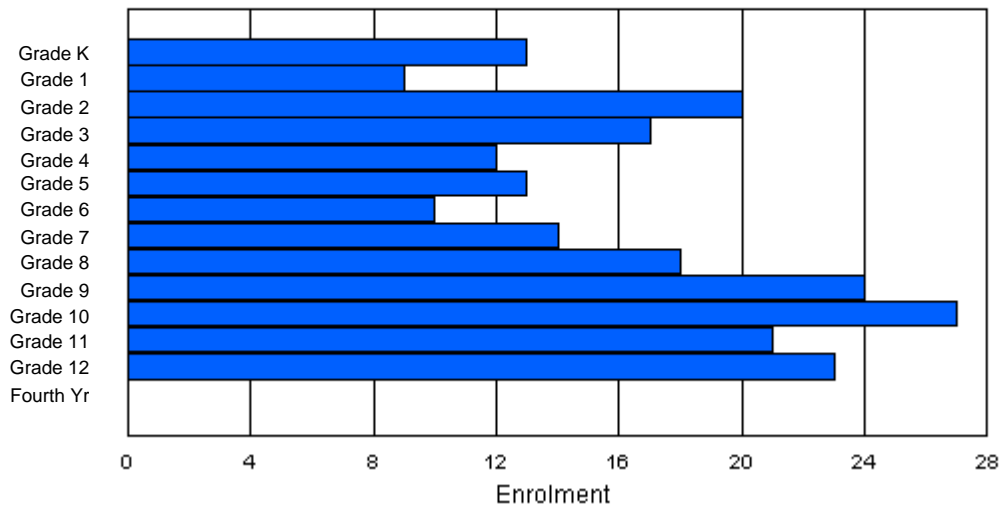
Enrolment By Age and Gender

Gender	Age																	Total
	5	6	7	8	9	10	11	12	13	14	15	16	17	18	19	20>		
Male	8	5	13	8	9	3	4	8	8	11	14	12	14	3	1	1	122	
Female	5	3	8	8	3	11	7	4	11	9	11	9	9	1	0	0	99	
Total	13	8	21	16	12	14	11	12	19	20	25	21	23	4	1	1	221	

Enrolment By Grade and Gender

Gender	K	Grade													4th	Total
		1	2	3	4	5	6	7	8	9	10	11	12			
Male	8	6	12	9	8	3	3	10	8	14	14	12	15	0	122	
Female	5	3	8	8	4	10	7	4	10	10	13	9	8	0	99	
Total	13	9	20	17	12	13	10	14	18	24	27	21	23	0	221	

Enrolment By Grade
For 397



* Data from the 2004-2005 AGR(Enrolment/Age as of the last day in Sept./Dec.)

** Newfoundland Statistics Classification System

*** May include itinerant teachers



**School Description Report
2004-05**

District 2 - Western

#463 - Pathfinder/Directions Alternative School, Stephenville

Classification: Urban Community/Western Region**

Grades: 8-12

Number of Grades: 5

[School FTE PTR : 3.1](#)

[District FTE PTR : 12.4](#)

[Provincial FTE PTR : 13.6](#)

[FTE Teachers](#) *** : 9.0

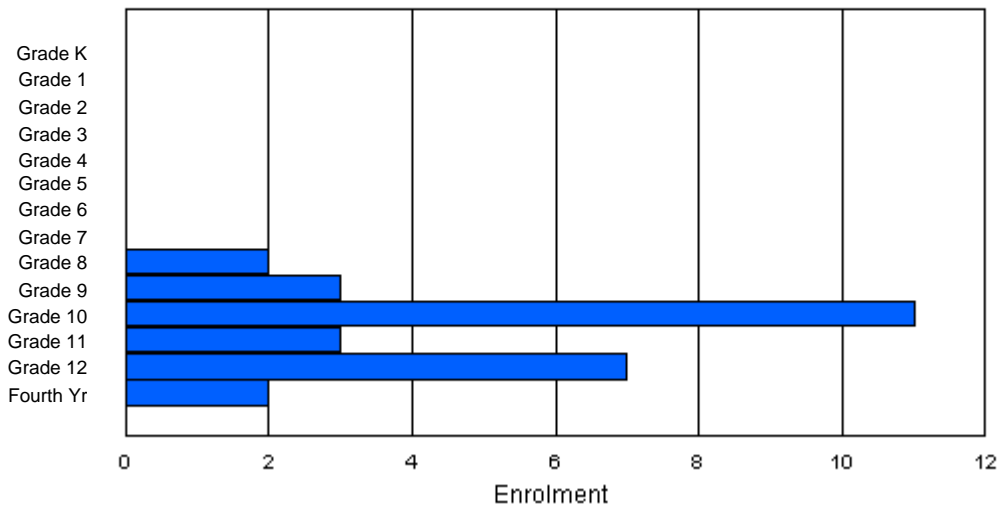
Enrolment By Age and Gender

Gender	Age																	Total
	5	6	7	8	9	10	11	12	13	14	15	16	17	18	19	20>		
Male	0	0	0	0	0	0	0	0	1	2	2	1	3	1	6	2	18	
Female	0	0	0	0	0	0	0	0	1	1	1	1	3	0	1	2	10	
Total	0	0	0	0	0	0	0	0	2	3	3	2	6	1	7	4	28	

Enrolment By Grade and Gender

Gender	Grade															Total
	K	1	2	3	4	5	6	7	8	9	10	11	12	4th		
Male	0	0	0	0	0	0	0	0	2	2	5	2	6	1	18	
Female	0	0	0	0	0	0	0	0	0	1	6	1	1	1	10	
Total	0	0	0	0	0	0	0	0	2	3	11	3	7	2	28	

Enrolment By Grade
For 463



* Data from the 2004-2005 AGR(Enrolment/Age as of the last day in Sept./Dec.)

** Newfoundland Statistics Classification System

*** May include itinerant teachers



**School Description Report
2004-05**

District 2 - Western

#474 - Cloud River Academy, Roddickton

Classification: Rural Community/Western Region**

Grades: K-12

Number of Grades: 13

[School FTE PTR : 11.1](#)

[District FTE PTR : 12.4](#)

[Provincial FTE PTR : 13.6](#)

[FTE Teachers](#) *** : 20.5

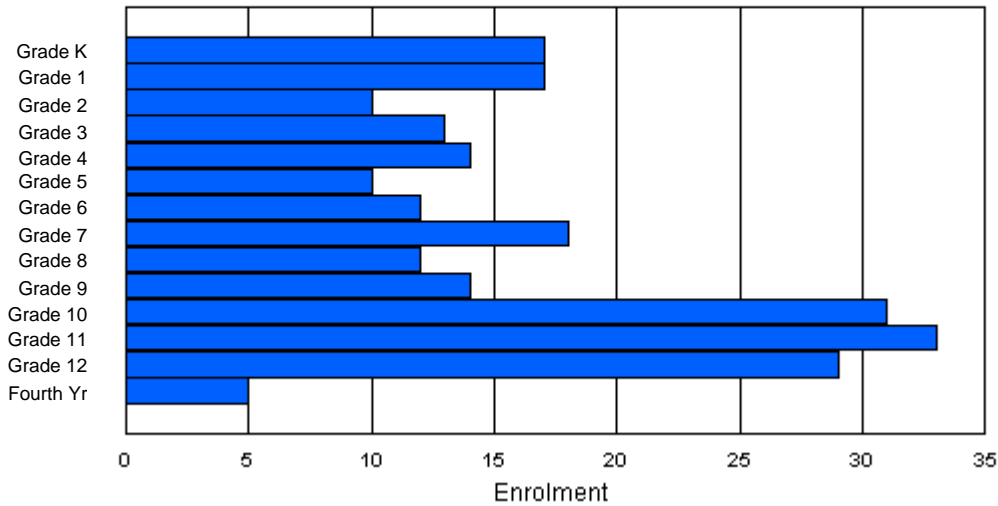
Enrolment By Age and Gender

Gender	Age																Total
	5	6	7	8	9	10	11	12	13	14	15	16	17	18	19	20>	
Male	11	7	6	5	7	7	4	9	7	7	10	18	10	4	2	0	114
Female	6	10	4	8	6	4	7	11	5	7	11	15	20	5	1	1	121
Total	17	17	10	13	13	11	11	20	12	14	21	33	30	9	3	1	235

Enrolment By Grade and Gender

Gender	K	Grade													4th	Total
		1	2	3	4	5	6	7	8	9	10	11	12			
Male	11	7	6	5	8	5	6	8	7	7	17	17	9	1	114	
Female	6	10	4	8	6	5	6	10	5	7	14	16	20	4	121	
Total	17	17	10	13	14	10	12	18	12	14	31	33	29	5	235	

Enrolment By Grade
For 474



* Data from the 2004-2005 AGR(Enrolment/Age as of the last day in Sept./Dec.)

** Newfoundland Statistics Classification System

*** May include itinerant teachers



School Description Report 2004-05

District 2 - Western

#475 - Viking Trail Academy, Plum Point

Classification: Rural Community/Western Region**

Grades: K-12

Number of Grades: 13

[School FTE PTR : 11.7](#)

[District FTE PTR : 12.4](#)

[Provincial FTE PTR : 13.6](#)

[FTE Teachers](#) *** : 22.0

Enrolment By Age and Gender

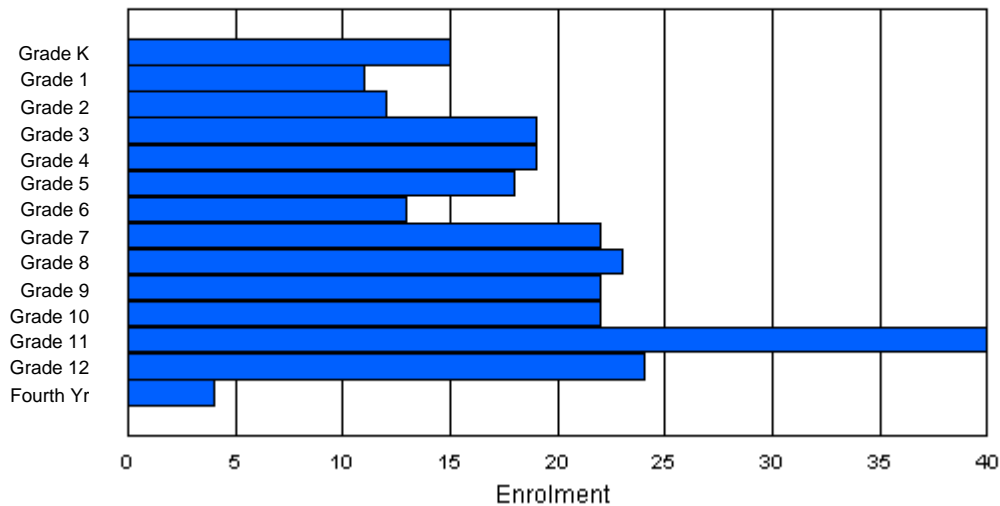
Gender	Age																Total
	5	6	7	8	9	10	11	12	13	14	15	16	17	18	19	20>	
Male	4	7	8	10	10	11	8	5	13	11	12	18	20	3	1	0	141
Female	11	4	4	9	9	5	7	15	12	11	9	18	7	2	0	0	123
Total	15	11	12	19	19	16	15	20	25	22	21	36	27	5	1	0	264

Enrolment By Grade and Gender

Gender	K	Grade													4th	Total
		1	2	3	4	5	6	7	8	9	10	11	12			
Male	4	7	8	10	10	12	7	7	11	11	14	21	17	2	141	
Female	11	4	4	9	9	6	6	15	12	11	8	19	7	2	123	
Total	15	11	12	19	19	18	13	22	23	22	22	40	24	4	264	

Enrolment By Grade

For 475



* Data from the 2004-2005 AGR(Enrolment/Age as of the last day in Sept./Dec.)

** Newfoundland Statistics Classification System

*** May include itinerant teachers



**School Description Report
2004-05**

District 3 - Nova Central

#125 - Baie Verte High School, Baie Verte

Classification: Rural Community/Central Region**

Grades: 8-12

Number of Grades: 5

[School FTE PTR : 13.2](#)

[District FTE PTR : 13.0](#)

[Provincial FTE PTR : 13.6](#)

[FTE Teachers](#) *** : 19.0

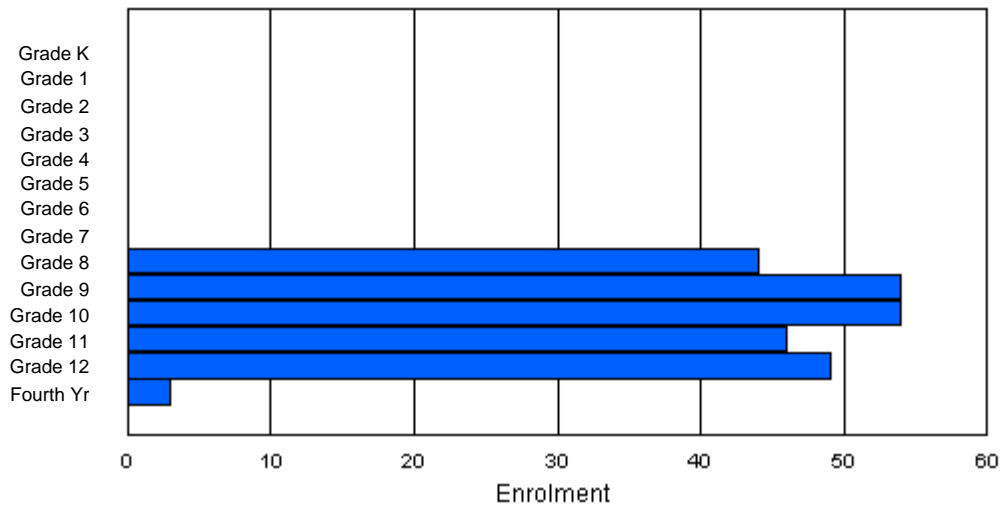
Enrolment By Age and Gender

Gender	Age																Total
	5	6	7	8	9	10	11	12	13	14	15	16	17	18	19	20>	
Male	0	0	0	0	0	0	0	0	25	30	25	22	30	9	1	0	142
Female	0	0	0	0	0	0	0	0	15	20	27	23	19	3	0	1	108
Total	0	0	0	0	0	0	0	0	40	50	52	45	49	12	1	1	250

Enrolment By Grade and Gender

Gender	Grade															Total
	K	1	2	3	4	5	6	7	8	9	10	11	12	4th		
Male	0	0	0	0	0	0	0	0	29	30	27	25	29	2	142	
Female	0	0	0	0	0	0	0	0	15	24	27	21	20	1	108	
Total	0	0	0	0	0	0	0	0	44	54	54	46	49	3	250	

Enrolment By Grade
For 125



* Data from the 2004-2005 AGR(Enrolment/Age as of the last day in Sept./Dec.)

** Newfoundland Statistics Classification System

*** May include itinerant teachers



**School Description Report
2004-05**

District 3 - Nova Central

#126 - Baie Verte Middle School, Baie Verte

Classification: Rural Community/Central Region**

Grades: 5-7

Number of Grades: 3

[School FTE PTR : 13.9](#)

[District FTE PTR : 13.0](#)

[Provincial FTE PTR : 13.6](#)

[FTE Teachers](#) *** : 7.0

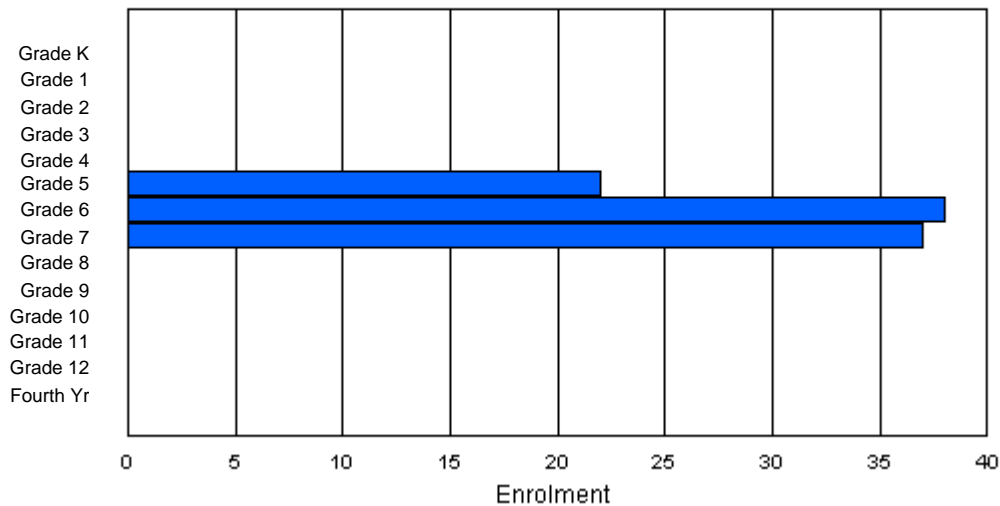
Enrolment By Age and Gender

Gender	Age																Total
	5	6	7	8	9	10	11	12	13	14	15	16	17	18	19	20>	
Male	0	0	0	0	0	9	21	20	2	0	0	0	0	0	0	0	52
Female	0	0	0	0	0	13	16	16	0	0	0	0	0	0	0	0	45
Total	0	0	0	0	0	22	37	36	2	0	0	0	0	0	0	0	97

Enrolment By Grade and Gender

Gender	Grade															Total
	K	1	2	3	4	5	6	7	8	9	10	11	12	4th		
Male	0	0	0	0	0	9	22	21	0	0	0	0	0	0	0	52
Female	0	0	0	0	0	13	16	16	0	0	0	0	0	0	0	45
Total	0	0	0	0	0	22	38	37	0	0	0	0	0	0	0	97

Enrolment By Grade
For 126



* Data from the 2004-2005 AGR(Enrolment/Age as of the last day in Sept./Dec.)

** Newfoundland Statistics Classification System

*** May include itinerant teachers



**School Description Report
2004-05**

District 3 - Nova Central

#128 - Long Island Academy, Beaumont

Classification: Rural Community/Central Region**

Grades: K,2-8,10-12

Number of Grades: 11

[School FTE PTR : 7.7](#)

[District FTE PTR : 13.0](#)

[Provincial FTE PTR : 13.6](#)

[FTE Teachers](#) *** : 5.0

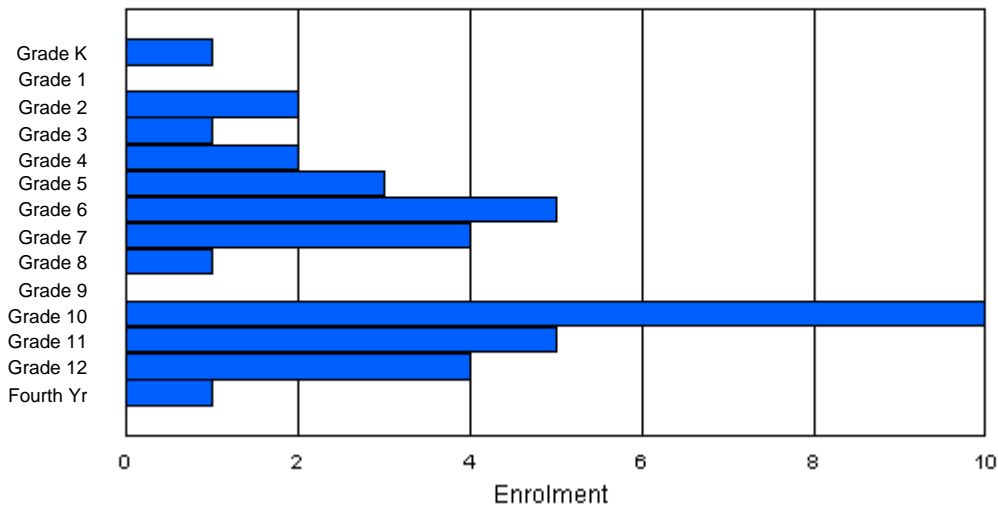
Enrolment By Age and Gender

Gender	Age																Total
	5	6	7	8	9	10	11	12	13	14	15	16	17	18	19	20>	
Male	0	0	2	1	1	2	2	1	2	0	6	2	3	0	0	0	22
Female	1	0	0	0	1	0	4	2	0	0	3	3	2	1	0	0	17
Total	1	0	2	1	2	2	6	3	2	0	9	5	5	1	0	0	39

Enrolment By Grade and Gender

Gender	Grade															Total
	K	1	2	3	4	5	6	7	8	9	10	11	12	4th		
Male	0	0	2	1	1	2	2	2	1	0	7	2	2	0	22	
Female	1	0	0	0	1	1	3	2	0	0	3	3	2	1	17	
Total	1	0	2	1	2	3	5	4	1	0	10	5	4	1	39	

Enrolment By Grade
For 128



* Data from the 2004-2005 AGR(Enrolment/Age as of the last day in Sept./Dec.)

** Newfoundland Statistics Classification System

*** May include itinerant teachers



**School Description Report
2004-05**

District 3 - Nova Central

#130 - Bishop's Falls Academy, Bishop's Falls

Classification: Rural Community/Central Region**

Grades: 6-7

Number of Grades: 2

[School FTE PTR : 11.5](#)

[District FTE PTR : 13.0](#)

[Provincial FTE PTR : 13.6](#)

[FTE Teachers](#) *** : 6.5

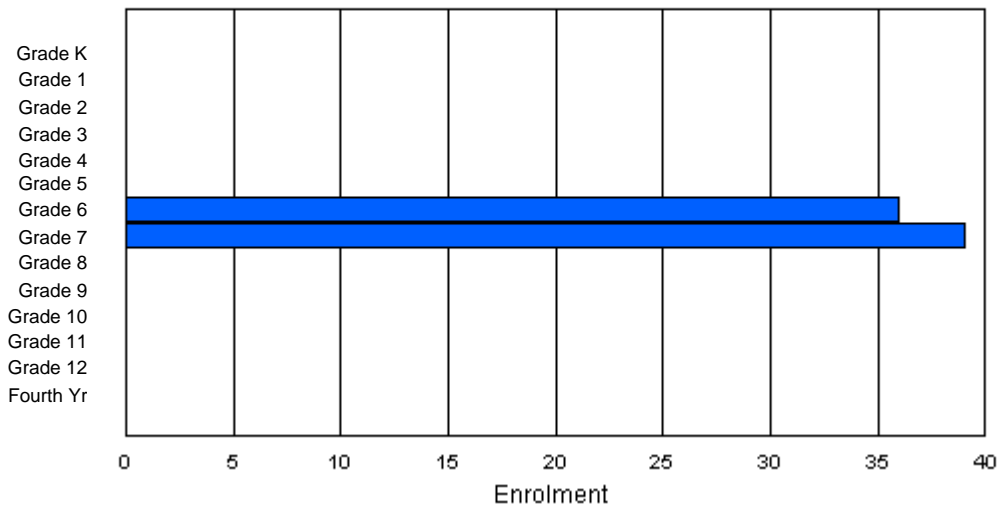
Enrolment By Age and Gender

Gender	Age																Total
	5	6	7	8	9	10	11	12	13	14	15	16	17	18	19	20>	
Male	0	0	0	0	0	0	12	22	1	0	0	0	0	0	0	0	35
Female	0	0	0	0	0	0	22	17	1	0	0	0	0	0	0	0	40
Total	0	0	0	0	0	0	34	39	2	0	0	0	0	0	0	0	75

Enrolment By Grade and Gender

Gender	Grade														Total
	K	1	2	3	4	5	6	7	8	9	10	11	12	4th	
Male	0	0	0	0	0	0	13	22	0	0	0	0	0	0	35
Female	0	0	0	0	0	0	23	17	0	0	0	0	0	0	40
Total	0	0	0	0	0	0	36	39	0	0	0	0	0	0	75

Enrolment By Grade
For 130



* Data from the 2004-2005 AGR(Enrolment/Age as of the last day in Sept./Dec.)

** Newfoundland Statistics Classification System

*** May include itinerant teachers



**School Description Report
2004-05**

District 3 - Nova Central

#132 - Botwood Collegiate, Botwood

Classification: Urban Community/Central Region**

Grades: 9-12

Number of Grades: 4

[School FTE PTR : 13.3](#)

[District FTE PTR : 13.0](#)

[Provincial FTE PTR : 13.6](#)

[FTE Teachers](#) *** : 19.0

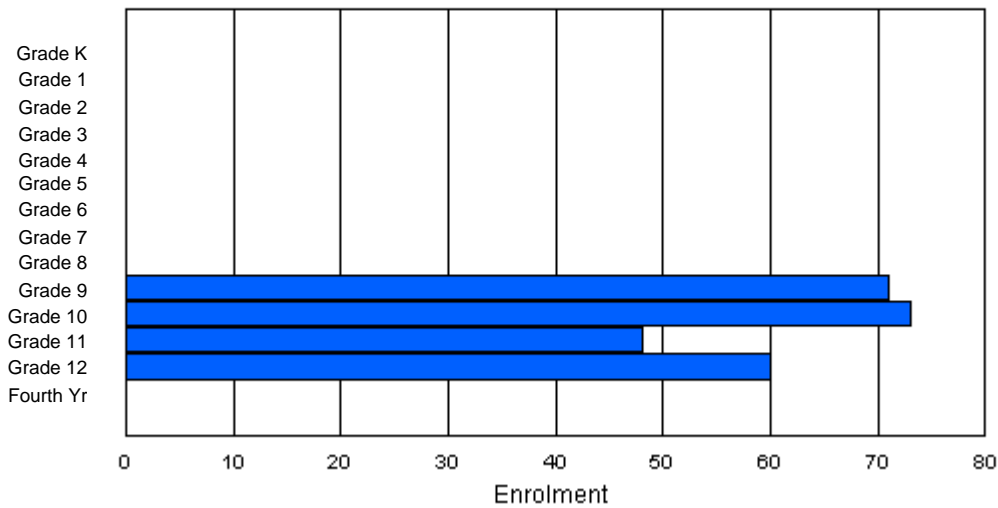
Enrolment By Age and Gender

Gender	Age																	Total
	5	6	7	8	9	10	11	12	13	14	15	16	17	18	19	20>		
Male	0	0	0	0	0	0	0	0	0	29	41	27	26	6	2	0	131	
Female	0	0	0	0	0	0	0	0	0	26	41	26	24	4	0	0	121	
Total	0	0	0	0	0	0	0	0	0	55	82	53	50	10	2	0	252	

Enrolment By Grade and Gender

Gender	Grade															Total
	K	1	2	3	4	5	6	7	8	9	10	11	12	4th		
Male	0	0	0	0	0	0	0	0	0	41	35	22	33	0	131	
Female	0	0	0	0	0	0	0	0	0	30	38	26	27	0	121	
Total	0	0	0	0	0	0	0	0	0	71	73	48	60	0	252	

Enrolment By Grade
For 132



* Data from the 2004-2005 AGR(Enrolment/Age as of the last day in Sept./Dec.)

** Newfoundland Statistics Classification System

*** May include itinerant teachers



**School Description Report
2004-05**

District 3 - Nova Central

#133 - Memorial Academy, Botwood

Classification: Urban Community/Central Region**

Grades: K-6

Number of Grades: 7

[School FTE PTR : 15.0](#)

[District FTE PTR : 13.0](#)

[Provincial FTE PTR : 13.6](#)

[FTE Teachers](#) *** : 24.8

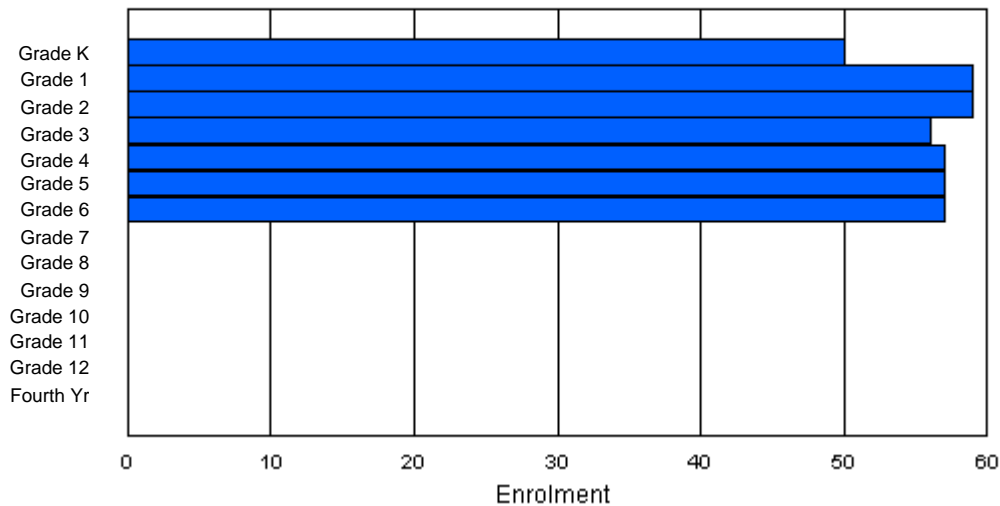
Enrolment By Age and Gender

Gender	Age																Total
	5	6	7	8	9	10	11	12	13	14	15	16	17	18	19	20>	
Male	25	29	31	30	34	27	32	0	1	0	0	0	0	0	0	0	209
Female	25	29	27	27	24	30	24	0	0	0	0	0	0	0	0	0	186
Total	50	58	58	57	58	57	56	0	1	0	0	0	0	0	0	0	395

Enrolment By Grade and Gender

Gender	Grade														Total
	K	1	2	3	4	5	6	7	8	9	10	11	12	4th	
Male	25	29	33	29	33	27	33	0	0	0	0	0	0	0	209
Female	25	30	26	27	24	30	24	0	0	0	0	0	0	0	186
Total	50	59	59	56	57	57	57	0	0	0	0	0	0	0	395

Enrolment By Grade
For 133



* Data from the 2004-2005 AGR(Enrolment/Age as of the last day in Sept./Dec.)

** Newfoundland Statistics Classification System

*** May include itinerant teachers



**School Description Report
2004-05**

District 3 - Nova Central

#135 - L. P. Purchase Academy, Botwood

Classification: Urban Community/Central Region**

Grades: 7-8

Number of Grades: 2

[School FTE PTR : 14.0](#)

[District FTE PTR : 13.0](#)

[Provincial FTE PTR : 13.6](#)

[FTE Teachers](#) *** : 8.0

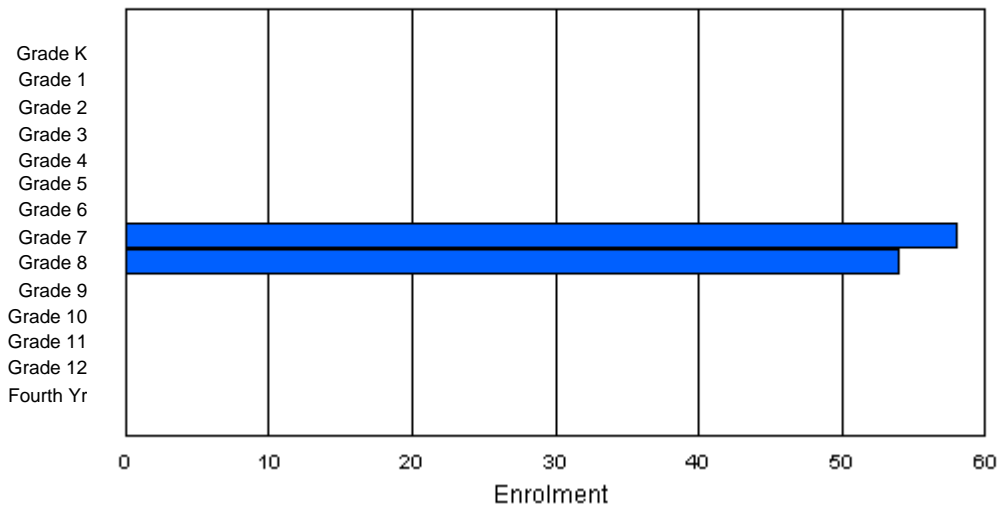
Enrolment By Age and Gender

Gender	Age																Total
	5	6	7	8	9	10	11	12	13	14	15	16	17	18	19	20>	
Male	0	0	0	0	0	0	0	34	26	3	0	0	0	0	0	0	63
Female	0	0	0	0	0	0	0	23	26	0	0	0	0	0	0	0	49
Total	0	0	0	0	0	0	0	57	52	3	0	0	0	0	0	0	112

Enrolment By Grade and Gender

Gender	Grade															Total
	K	1	2	3	4	5	6	7	8	9	10	11	12	4th		
Male	0	0	0	0	0	0	0	34	29	0	0	0	0	0	0	63
Female	0	0	0	0	0	0	0	24	25	0	0	0	0	0	0	49
Total	0	0	0	0	0	0	0	58	54	0	0	0	0	0	0	112

Enrolment By Grade
For 135



* Data from the 2004-2005 AGR(Enrolment/Age as of the last day in Sept./Dec.)

** Newfoundland Statistics Classification System

*** May include itinerant teachers



**School Description Report
2004-05**

District 3 - Nova Central

#138 - Victoria Academy, Gaultois

Classification: Rural Community/Southern Region**

Grades: K-3,5-12

Number of Grades: 12

[School FTE PTR : 7.3](#)

[District FTE PTR : 13.0](#)

[Provincial FTE PTR : 13.6](#)

[FTE Teachers](#) *** : 6.0

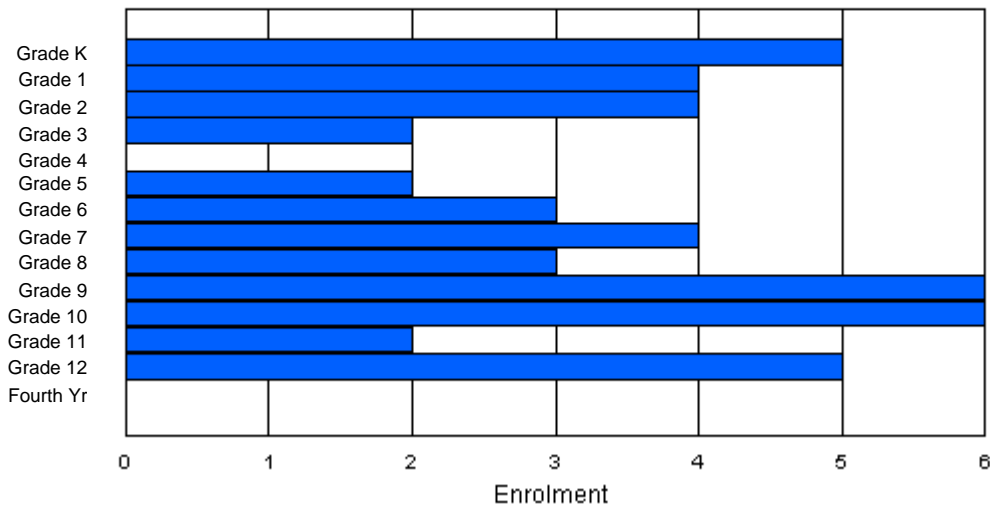
Enrolment By Age and Gender

Gender	Age																Total
	5	6	7	8	9	10	11	12	13	14	15	16	17	18	19	20>	
Male	3	2	3	2	0	0	1	2	1	3	2	1	1	1	0	0	22
Female	2	2	1	0	0	2	2	2	2	1	6	1	3	0	0	0	24
Total	5	4	4	2	0	2	3	4	3	4	8	2	4	1	0	0	46

Enrolment By Grade and Gender

Gender	Grade															Total
	K	1	2	3	4	5	6	7	8	9	10	11	12	4th		
Male	3	2	3	2	0	0	1	2	1	4	1	1	2	0	22	
Female	2	2	1	0	0	2	2	2	2	2	5	1	3	0	24	
Total	5	4	4	2	0	2	3	4	3	6	6	2	5	0	46	

Enrolment By Grade
For 138



* Data from the 2004-2005 AGR(Enrolment/Age as of the last day in Sept./Dec.)

** Newfoundland Statistics Classification System

*** May include itinerant teachers



**School Description Report
2004-05**

District 3 - Nova Central

#139 - Grenfell Intermediate School, Grand Falls-Windsor

Classification: Urban Community/Central Region**

Grades: 7-8

Number of Grades: 2

[School FTE PTR : 17.2](#)

[District FTE PTR : 13.0](#)

[Provincial FTE PTR : 13.6](#)

[FTE Teachers](#) *** : 21.0

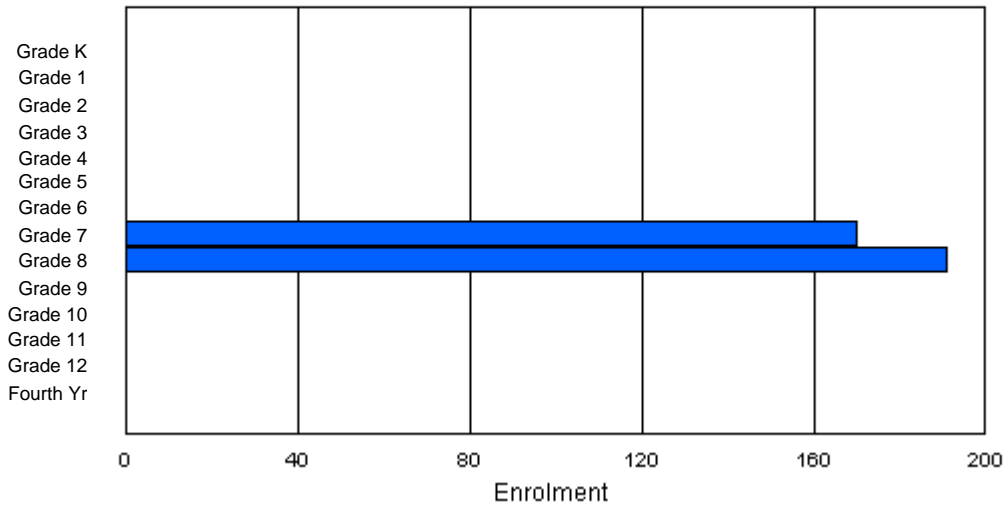
Enrolment By Age and Gender

Gender	Age																Total
	5	6	7	8	9	10	11	12	13	14	15	16	17	18	19	20>	
Male	0	0	0	0	0	0	1	76	88	7	0	0	0	0	0	0	172
Female	0	0	0	0	0	0	0	89	97	3	0	0	0	0	0	0	189
Total	0	0	0	0	0	0	1	165	185	10	0	0	0	0	0	0	361

Enrolment By Grade and Gender

Gender	Grade														Total
	K	1	2	3	4	5	6	7	8	9	10	11	12	4th	
Male	0	0	0	0	0	0	0	77	95	0	0	0	0	0	172
Female	0	0	0	0	0	0	0	93	96	0	0	0	0	0	189
Total	0	0	0	0	0	0	0	170	191	0	0	0	0	0	361

Enrolment By Grade
For 139



* Data from the 2004-2005 AGR(Enrolment/Age as of the last day in Sept./Dec.)

** Newfoundland Statistics Classification System

*** May include itinerant teachers



**School Description Report
2004-05**

District 3 - Nova Central

#141 - Exploits Valley High - Maple, Grand Falls-Windsor

Classification: Urban Community/Central Region**

Grades: 11-12

Number of Grades: 2

[School FTE PTR : 16.6](#)

[District FTE PTR : 13.0](#)

[Provincial FTE PTR : 13.6](#)

[FTE Teachers](#) *** : 26.0

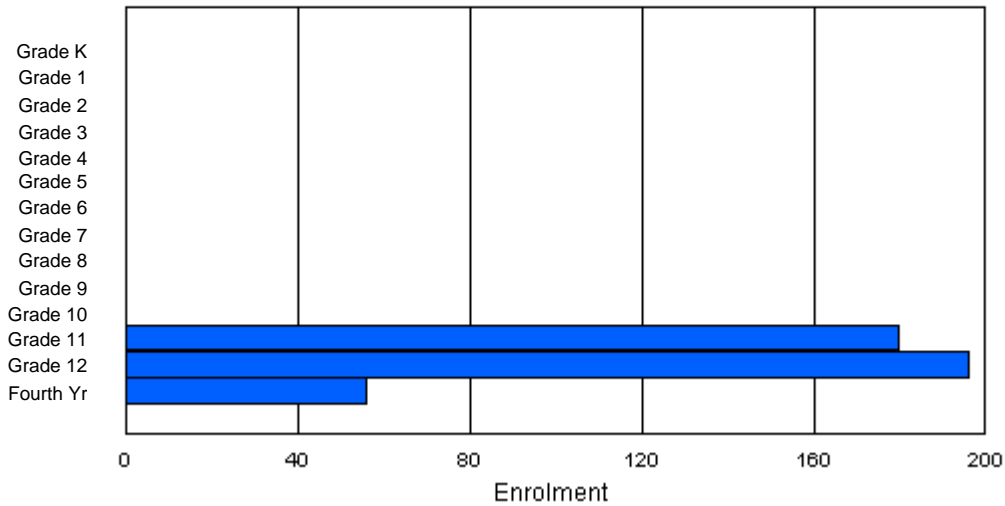
Enrolment By Age and Gender

Gender	Age																Total
	5	6	7	8	9	10	11	12	13	14	15	16	17	18	19	20>	
Male	0	0	0	0	0	0	0	0	0	0	0	76	94	19	8	3	200
Female	0	0	0	0	0	0	0	0	0	0	0	90	104	24	12	2	232
Total	0	0	0	0	0	0	0	0	0	0	0	166	198	43	20	5	432

Enrolment By Grade and Gender

Gender	Grade															Total
	K	1	2	3	4	5	6	7	8	9	10	11	12	4th		
Male	0	0	0	0	0	0	0	0	0	0	0	84	92	24	200	
Female	0	0	0	0	0	0	0	0	0	0	0	96	104	32	232	
Total	0	0	0	0	0	0	0	0	0	0	0	180	196	56	432	

Enrolment By Grade
For 141



* Data from the 2004-2005 AGR(Enrolment/Age as of the last day in Sept./Dec.)

** Newfoundland Statistics Classification System

*** May include itinerant teachers



**School Description Report
2004-05**

District 3 - Nova Central

#142 - Woodland Primary, Grand Falls-Windsor

Classification: Urban Community/Central Region**

Grades: K-3

Number of Grades: 4

[School FTE PTR : 16.0](#)

[District FTE PTR : 13.0](#)

[Provincial FTE PTR : 13.6](#)

[FTE Teachers](#) *** : 23.0

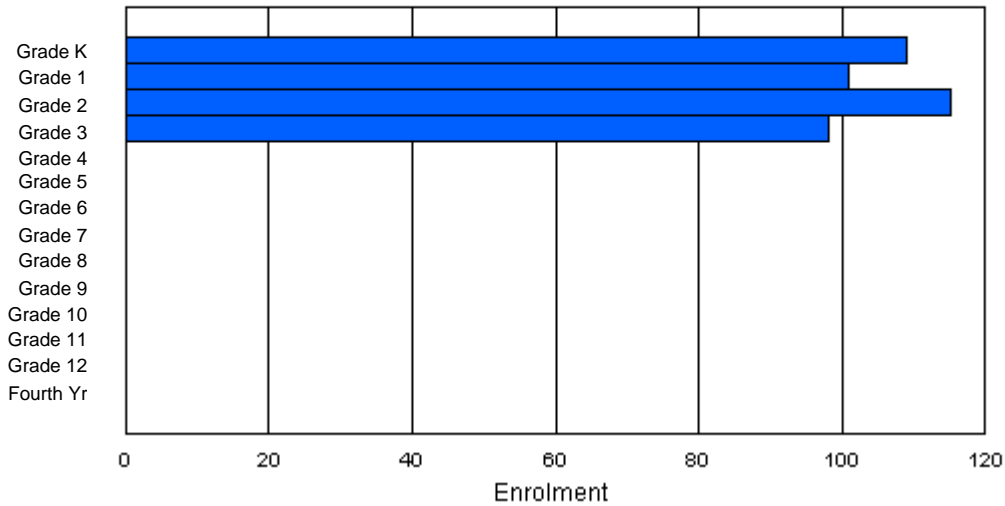
Enrolment By Age and Gender

Gender	Age																Total
	5	6	7	8	9	10	11	12	13	14	15	16	17	18	19	20>	
Male	61	58	56	50	0	0	0	0	0	0	0	0	0	0	0	0	225
Female	47	43	59	49	0	0	0	0	0	0	0	0	0	0	0	0	198
Total	108	101	115	99	0	0	0	0	0	0	0	0	0	0	0	0	423

Enrolment By Grade and Gender

Gender	Grade															Total
	K	1	2	3	4	5	6	7	8	9	10	11	12	4th		
Male	62	58	55	50	0	0	0	0	0	0	0	0	0	0	0	225
Female	47	43	60	48	0	0	0	0	0	0	0	0	0	0	0	198
Total	109	101	115	98	0	0	0	0	0	0	0	0	0	0	0	423

Enrolment By Grade
For 142



* Data from the 2004-2005 AGR(Enrolment/Age as of the last day in Sept./Dec.)

** Newfoundland Statistics Classification System

*** May include itinerant teachers



**School Description Report
2004-05**

District 3 - Nova Central

#143 - Millcrest Academy, Grand Falls-Windsor

Classification: Urban Community/Central Region**

Grades: 4-6

Number of Grades: 3

[School FTE PTR : 15.5](#)

[District FTE PTR : 13.0](#)

[Provincial FTE PTR : 13.6](#)

[FTE Teachers](#) *** : 19.5

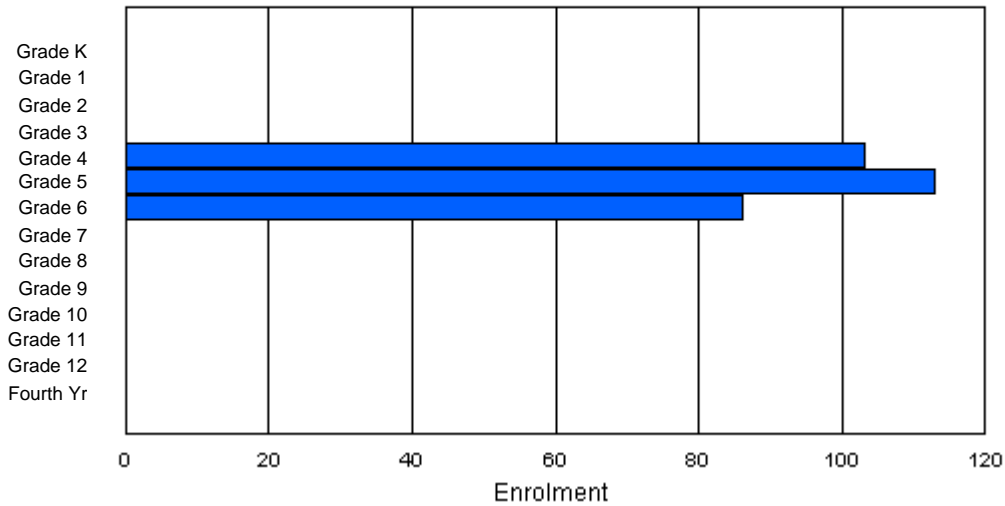
Enrolment By Age and Gender

Gender	Age																Total
	5	6	7	8	9	10	11	12	13	14	15	16	17	18	19	20>	
Male	0	0	0	0	53	62	46	1	0	0	0	0	0	0	0	0	162
Female	0	0	0	0	46	53	40	0	0	1	0	0	0	0	0	0	140
Total	0	0	0	0	99	115	86	1	0	1	0	0	0	0	0	0	302

Enrolment By Grade and Gender

Gender	Grade															Total
	K	1	2	3	4	5	6	7	8	9	10	11	12	4th		
Male	0	0	0	0	55	62	45	0	0	0	0	0	0	0	0	162
Female	0	0	0	0	48	51	41	0	0	0	0	0	0	0	0	140
Total	0	0	0	0	103	113	86	0	0	0	0	0	0	0	0	302

Enrolment By Grade
For 143



* Data from the 2004-2005 AGR(Enrolment/Age as of the last day in Sept./Dec.)

** Newfoundland Statistics Classification System

*** May include itinerant teachers



**School Description Report
2004-05**

District 3 - Nova Central

#144 - Sprucewood Academy, Grand Falls-Windsor

Classification: Urban Community/Central Region**

Grades: K-6

Number of Grades: 7

[School FTE PTR : 14.4](#)

[District FTE PTR : 13.0](#)

[Provincial FTE PTR : 13.6](#)

[FTE Teachers](#) *** : 24.0

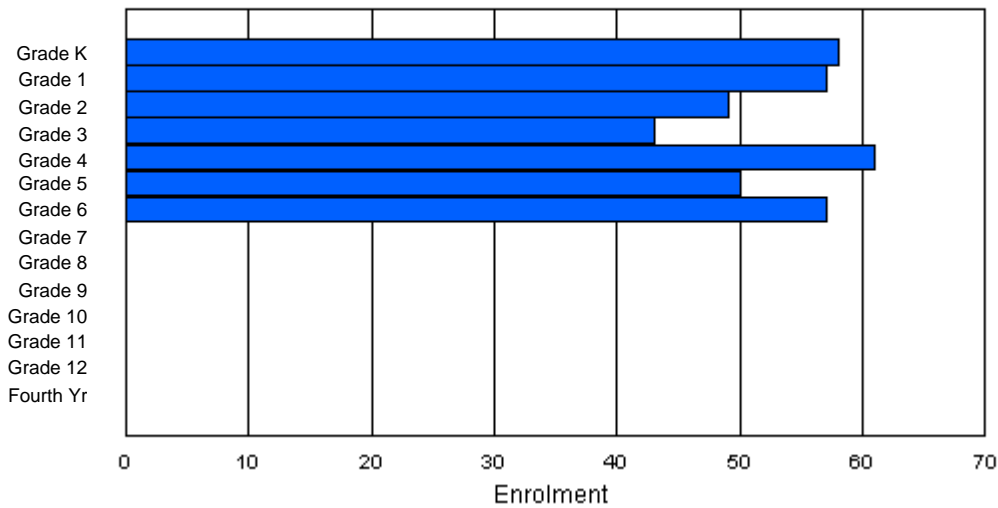
Enrolment By Age and Gender

Gender	Age																Total
	5	6	7	8	9	10	11	12	13	14	15	16	17	18	19	20>	
Male	25	31	24	24	31	21	27	1	1	0	0	0	0	0	0	0	185
Female	30	27	24	20	29	27	32	1	0	0	0	0	0	0	0	0	190
Total	55	58	48	44	60	48	59	2	1	0	0	0	0	0	0	0	375

Enrolment By Grade and Gender

Gender	Grade														Total	
	K	1	2	3	4	5	6	7	8	9	10	11	12	4th		
Male	28	29	26	21	32	22	27	0	0	0	0	0	0	0	0	185
Female	30	28	23	22	29	28	30	0	0	0	0	0	0	0	0	190
Total	58	57	49	43	61	50	57	0	0	0	0	0	0	0	0	375

Enrolment By Grade
For 144



* Data from the 2004-2005 AGR(Enrolment/Age as of the last day in Sept./Dec.)

** Newfoundland Statistics Classification System

*** May include itinerant teachers



**School Description Report
2004-05**

District 3 - Nova Central

#145 - Exploits Valley High - Greenwood, Grand Falls-Windsor

Classification: Urban Community/Central Region**

Grades: 9-10

Number of Grades: 2

[School FTE PTR : 17.2](#)

[District FTE PTR : 13.0](#)

[Provincial FTE PTR : 13.6](#)

[FTE Teachers](#) *** : 23.5

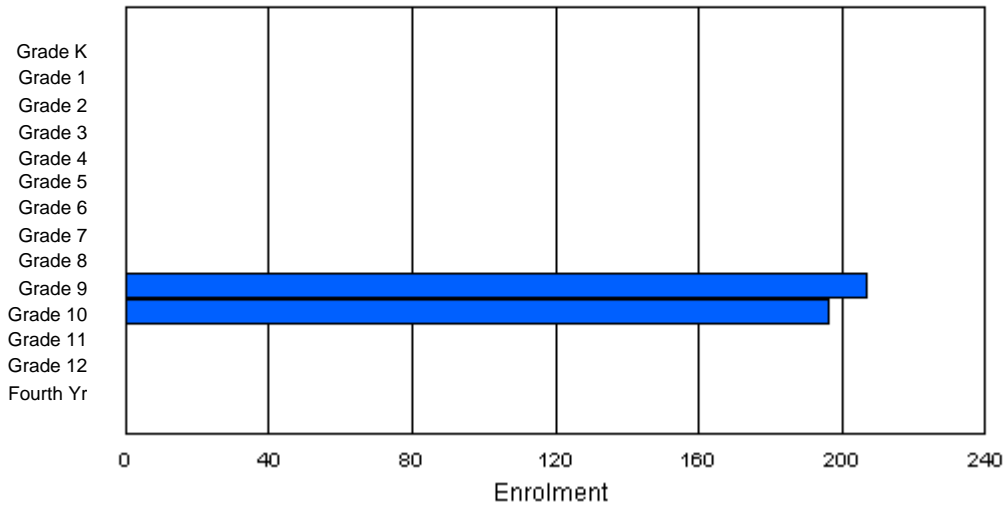
Enrolment By Age and Gender

Gender	Age																	Total
	5	6	7	8	9	10	11	12	13	14	15	16	17	18	19	20>		
Male	0	0	0	0	0	0	0	0	0	102	92	4	0	0	0	0	198	
Female	0	0	0	0	0	0	0	0	0	101	96	5	1	1	0	1	205	
Total	0	0	0	0	0	0	0	0	0	203	188	9	1	1	0	1	403	

Enrolment By Grade and Gender

Gender	Grade															Total
	K	1	2	3	4	5	6	7	8	9	10	11	12	4th		
Male	0	0	0	0	0	0	0	0	0	103	95	0	0	0	198	
Female	0	0	0	0	0	0	0	0	0	104	101	0	0	0	205	
Total	0	0	0	0	0	0	0	0	0	207	196	0	0	0	403	

Enrolment By Grade
For 145



* Data from the 2004-2005 AGR(Enrolment/Age as of the last day in Sept./Dec.)

** Newfoundland Statistics Classification System

*** May include itinerant teachers



**School Description Report
2004-05**

District 3 - Nova Central

#149 - King Academy, Harbour Breton

Classification: Rural Community/Southern Region**

Grades: 7-12

Number of Grades: 6

[School FTE PTR : 11.6](#)

[District FTE PTR : 13.0](#)

[Provincial FTE PTR : 13.6](#)

[FTE Teachers](#) *** : 14.5

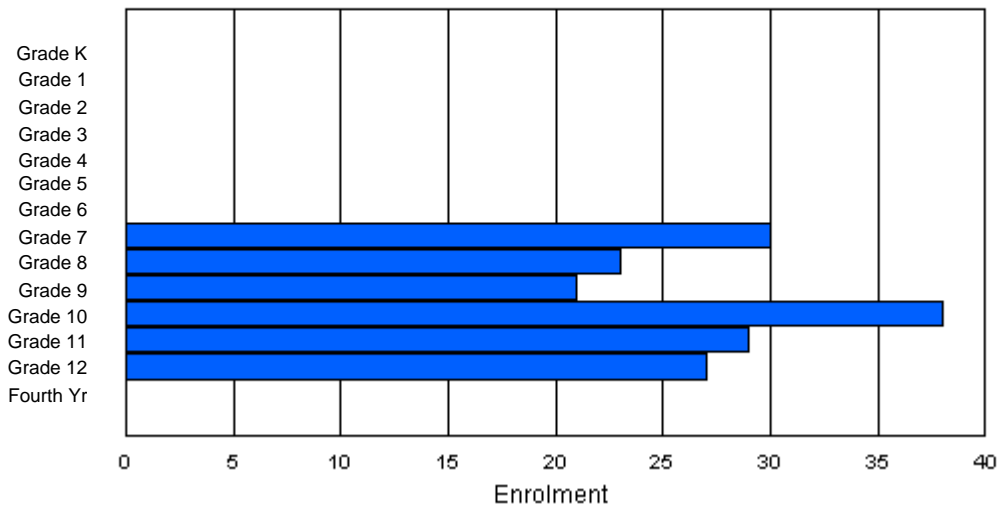
Enrolment By Age and Gender

Gender	Age																Total
	5	6	7	8	9	10	11	12	13	14	15	16	17	18	19	20>	
Male	0	0	0	0	0	0	0	14	13	11	17	13	15	2	0	0	85
Female	0	0	0	0	0	0	0	16	9	11	20	13	13	1	0	0	83
Total	0	0	0	0	0	0	0	30	22	22	37	26	28	3	0	0	168

Enrolment By Grade and Gender

Gender	Grade															Total
	K	1	2	3	4	5	6	7	8	9	10	11	12	4th		
Male	0	0	0	0	0	0	0	14	13	11	18	15	14	0	85	
Female	0	0	0	0	0	0	0	16	10	10	20	14	13	0	83	
Total	0	0	0	0	0	0	0	30	23	21	38	29	27	0	168	

Enrolment By Grade
For 149



* Data from the 2004-2005 AGR(Enrolment/Age as of the last day in Sept./Dec.)

** Newfoundland Statistics Classification System

*** May include itinerant teachers



**School Description Report
2004-05**

District 3 - Nova Central

#150 - St. Joseph's Elementary, Harbour Breton

Classification: Rural Community/Southern Region**

Grades: K-6

Number of Grades: 7

[School FTE PTR : 14.3](#)

[District FTE PTR : 13.0](#)

[Provincial FTE PTR : 13.6](#)

[FTE Teachers](#) *** : 11.5

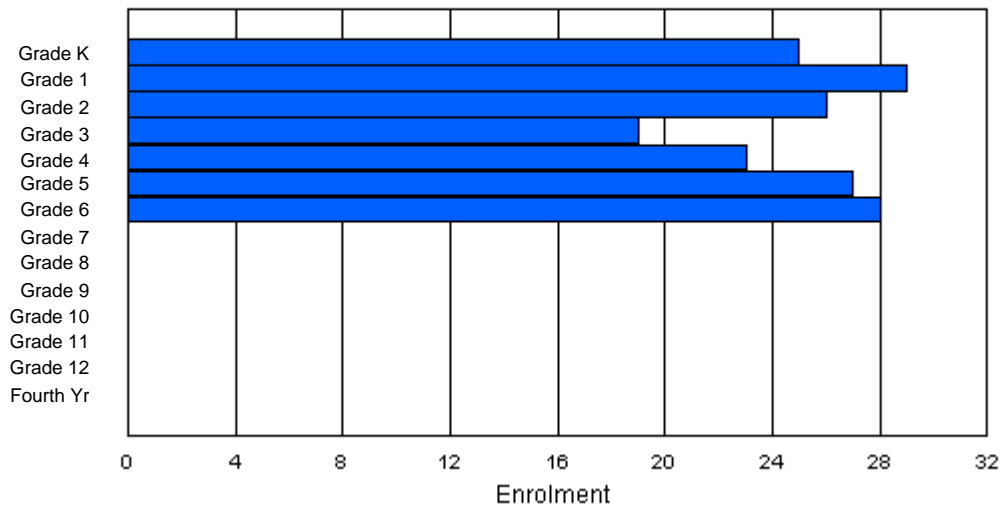
Enrolment By Age and Gender

Gender	Age																Total
	5	6	7	8	9	10	11	12	13	14	15	16	17	18	19	20>	
Male	10	14	16	11	10	14	20	0	0	0	0	0	0	0	0	0	95
Female	15	15	10	8	13	13	8	0	0	0	0	0	0	0	0	0	82
Total	25	29	26	19	23	27	28	0	0	0	0	0	0	0	0	0	177

Enrolment By Grade and Gender

Gender	Grade														Total
	K	1	2	3	4	5	6	7	8	9	10	11	12	4th	
Male	10	14	16	11	10	14	20	0	0	0	0	0	0	0	95
Female	15	15	10	8	13	13	8	0	0	0	0	0	0	0	82
Total	25	29	26	19	23	27	28	0	0	0	0	0	0	0	177

Enrolment By Grade
For 150



* Data from the 2004-2005 AGR(Enrolment/Age as of the last day in Sept./Dec.)

** Newfoundland Statistics Classification System

*** May include itinerant teachers



**School Description Report
2004-05**

District 3 - Nova Central

#151 - John Watkins Academy, Hermitage

Classification: Rural Community/Southern Region**

Grades: K-12

Number of Grades: 13

[School FTE PTR : 9.8](#)

[District FTE PTR : 13.0](#)

[Provincial FTE PTR : 13.6](#)

[FTE Teachers](#) *** : 12.0

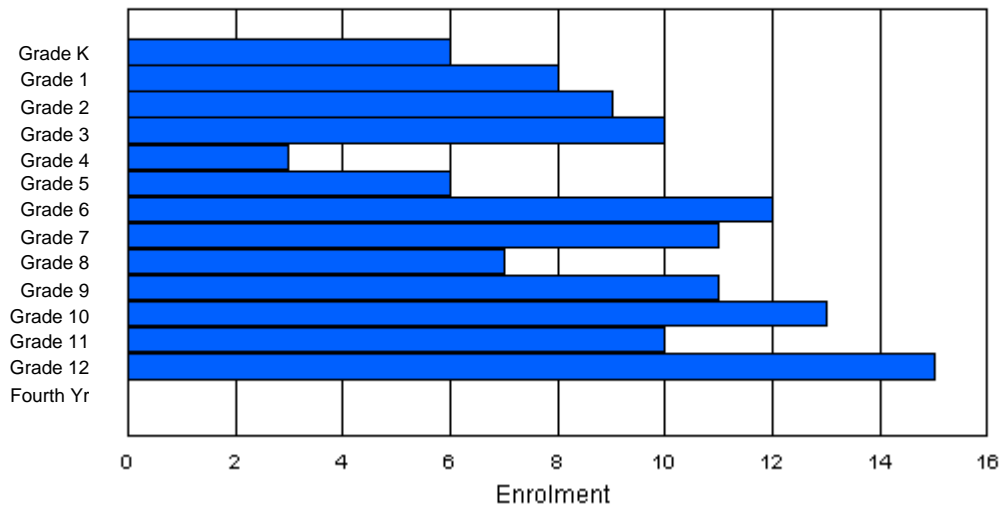
Enrolment By Age and Gender

Gender	Age																Total
	5	6	7	8	9	10	11	12	13	14	15	16	17	18	19	20>	
Male	4	3	4	5	1	3	6	6	6	4	8	2	9	2	0	0	63
Female	2	5	5	5	2	3	6	5	1	5	6	6	6	0	1	0	58
Total	6	8	9	10	3	6	12	11	7	9	14	8	15	2	1	0	121

Enrolment By Grade and Gender

Gender	Grade															Total
	K	1	2	3	4	5	6	7	8	9	10	11	12	4th		
Male	4	3	4	5	1	3	6	6	6	6	7	4	8	0	63	
Female	2	5	5	5	2	3	6	5	1	5	6	6	7	0	58	
Total	6	8	9	10	3	6	12	11	7	11	13	10	15	0	121	

Enrolment By Grade
For 151



* Data from the 2004-2005 AGR(Enrolment/Age as of the last day in Sept./Dec.)

** Newfoundland Statistics Classification System

*** May include itinerant teachers



**School Description Report
2004-05**

District 3 - Nova Central

#152 - Valmont Academy, King's Point

Classification: Rural Community/Central Region**

Grades: K-12

Number of Grades: 13

[School FTE PTR : 10.7](#)

[District FTE PTR : 13.0](#)

[Provincial FTE PTR : 13.6](#)

[FTE Teachers](#) *** : 15.8

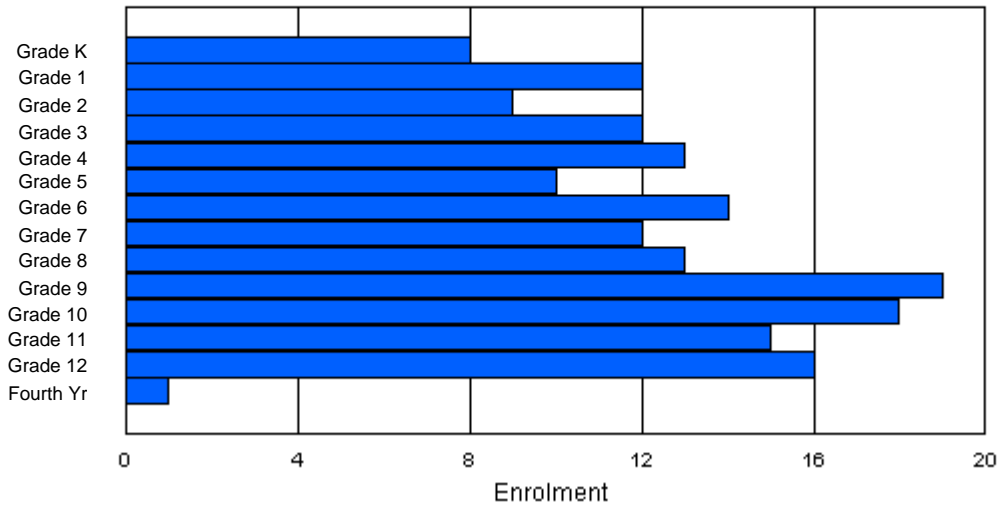
Enrolment By Age and Gender

Gender	Age																Total
	5	6	7	8	9	10	11	12	13	14	15	16	17	18	19	20>	
Male	2	6	2	8	8	5	8	9	7	13	7	10	7	1	0	0	93
Female	6	6	7	4	5	5	5	5	4	6	10	4	11	1	0	0	79
Total	8	12	9	12	13	10	13	14	11	19	17	14	18	2	0	0	172

Enrolment By Grade and Gender

Gender	K	Grade													4th	Total
		1	2	3	4	5	6	7	8	9	10	11	12			
Male	2	6	2	8	8	5	9	7	9	12	9	11	5	0	93	
Female	6	6	7	4	5	5	5	5	4	7	9	4	11	1	79	
Total	8	12	9	12	13	10	14	12	13	19	18	15	16	1	172	

Enrolment By Grade
For 152



* Data from the 2004-2005 AGR(Enrolment/Age as of the last day in Sept./Dec.)

** Newfoundland Statistics Classification System

*** May include itinerant teachers



**School Description Report
2004-05**

District 3 - Nova Central

#153 - Cape John Collegiate, La Scie

Classification: Rural Community/Central Region**

Grades: 7-12

Number of Grades: 6

[School FTE PTR : 12.4](#)

[District FTE PTR : 13.0](#)

[Provincial FTE PTR : 13.6](#)

[FTE Teachers](#) *** : 14.0

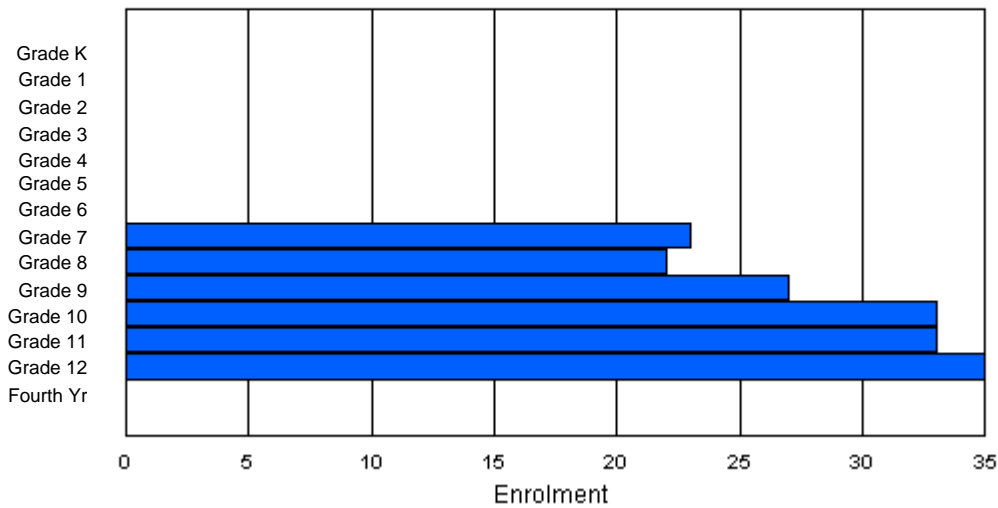
Enrolment By Age and Gender

Gender	Age																Total
	5	6	7	8	9	10	11	12	13	14	15	16	17	18	19	20>	
Male	0	0	0	0	0	0	0	14	11	13	17	18	15	2	0	0	90
Female	0	0	0	0	0	0	0	9	10	13	18	13	19	1	0	0	83
Total	0	0	0	0	0	0	0	23	21	26	35	31	34	3	0	0	173

Enrolment By Grade and Gender

Gender	Grade															Total
	K	1	2	3	4	5	6	7	8	9	10	11	12	4th		
Male	0	0	0	0	0	0	0	14	11	15	15	20	15	0	90	
Female	0	0	0	0	0	0	0	9	11	12	18	13	20	0	83	
Total	0	0	0	0	0	0	0	23	22	27	33	33	35	0	173	

Enrolment By Grade
For 153



* Data from the 2004-2005 AGR(Enrolment/Age as of the last day in Sept./Dec.)

** Newfoundland Statistics Classification System

*** May include itinerant teachers



**School Description Report
2004-05**

District 3 - Nova Central

#154 - Hillside Elementary, La Scie

Classification: Rural Community/Central Region**

Grades: K-6

Number of Grades: 7

[School FTE PTR : 13.7](#)

[District FTE PTR : 13.0](#)

[Provincial FTE PTR : 13.6](#)

[FTE Teachers](#) *** : 10.0

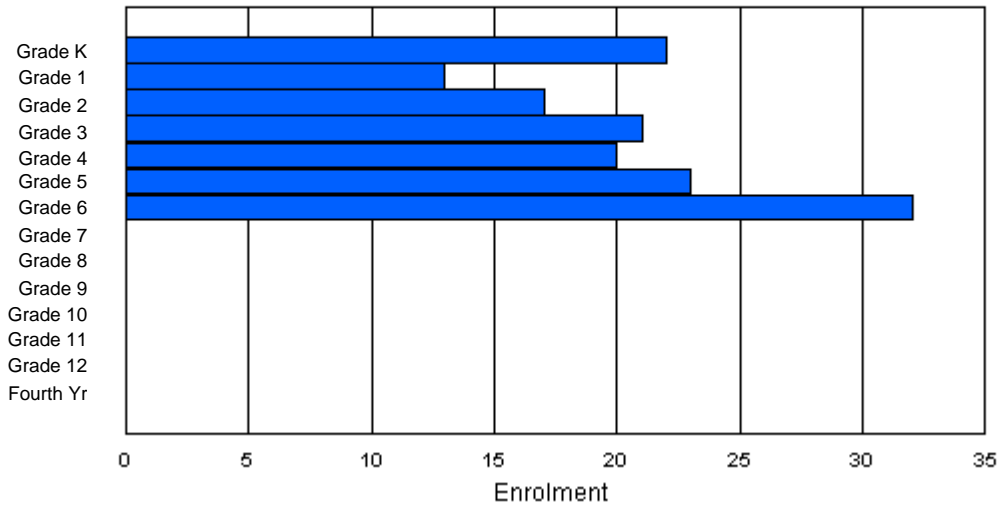
Enrolment By Age and Gender

Gender	Age																Total
	5	6	7	8	9	10	11	12	13	14	15	16	17	18	19	20>	
Male	10	6	11	9	9	9	17	1	0	0	0	0	0	0	0	0	72
Female	12	7	6	12	11	14	14	0	0	0	0	0	0	0	0	0	76
Total	22	13	17	21	20	23	31	1	0	0	0	0	0	0	0	0	148

Enrolment By Grade and Gender

Gender	K	Grade												4th	Total	
		1	2	3	4	5	6	7	8	9	10	11	12			
Male	10	6	11	9	9	9	18	0	0	0	0	0	0	0	0	72
Female	12	7	6	12	11	14	14	0	0	0	0	0	0	0	0	76
Total	22	13	17	21	20	23	32	0	0	0	0	0	0	0	0	148

Enrolment By Grade
For 154



* Data from the 2004-2005 AGR(Enrolment/Age as of the last day in Sept./Dec.)

** Newfoundland Statistics Classification System

*** May include itinerant teachers



**School Description Report
2004-05**

District 3 - Nova Central

#155 - Leading Ticksles Elementary, Leading Ticksles

Classification: Rural Community/Central Region**

Grades: K-6

Number of Grades: 7

[School FTE PTR : 7.1](#)

[District FTE PTR : 13.0](#)

[Provincial FTE PTR : 13.6](#)

[FTE Teachers](#) *** : 4.0

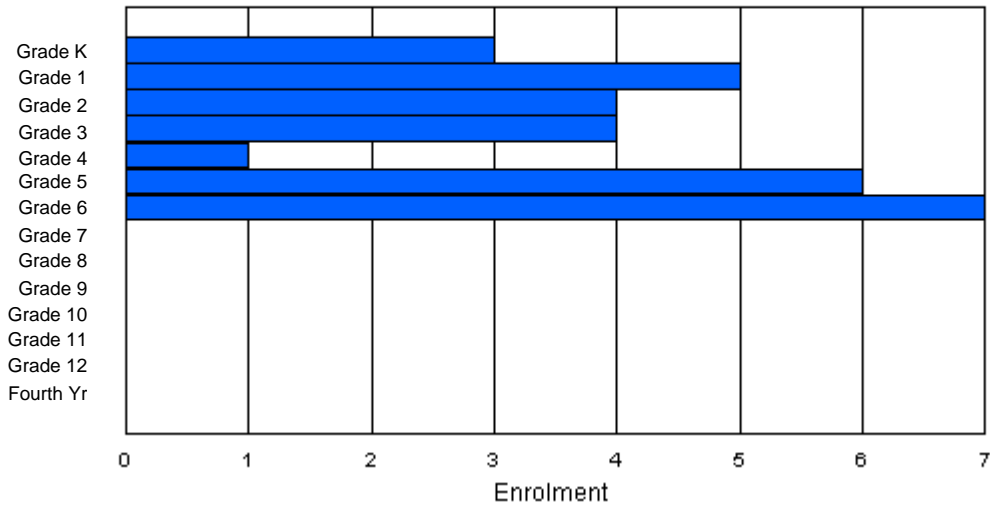
Enrolment By Age and Gender

Gender	Age																Total
	5	6	7	8	9	10	11	12	13	14	15	16	17	18	19	20>	
Male	2	2	1	3	1	4	3	0	0	0	0	0	0	0	0	0	16
Female	1	3	3	1	0	2	4	0	0	0	0	0	0	0	0	0	14
Total	3	5	4	4	1	6	7	0	0	0	0	0	0	0	0	0	30

Enrolment By Grade and Gender

Gender	K	Grade													Total	
		1	2	3	4	5	6	7	8	9	10	11	12	4th		
Male	2	2	1	3	1	4	3	0	0	0	0	0	0	0	0	16
Female	1	3	3	1	0	2	4	0	0	0	0	0	0	0	0	14
Total	3	5	4	4	1	6	7	0	0	0	0	0	0	0	0	30

Enrolment By Grade
For 155



* Data from the 2004-2005 AGR(Enrolment/Age as of the last day in Sept./Dec.)

** Newfoundland Statistics Classification System

*** May include itinerant teachers



**School Description Report
2004-05**

District 3 - Nova Central

#156 - H.L. Strong Academy, Little Bay Islands

Classification: Rural Community/Central Region**

Grades: 1-3,6-9

Number of Grades: 7

[School FTE PTR : 4.0](#)

[District FTE PTR : 13.0](#)

[Provincial FTE PTR : 13.6](#)

[FTE Teachers](#) *** : 2.5

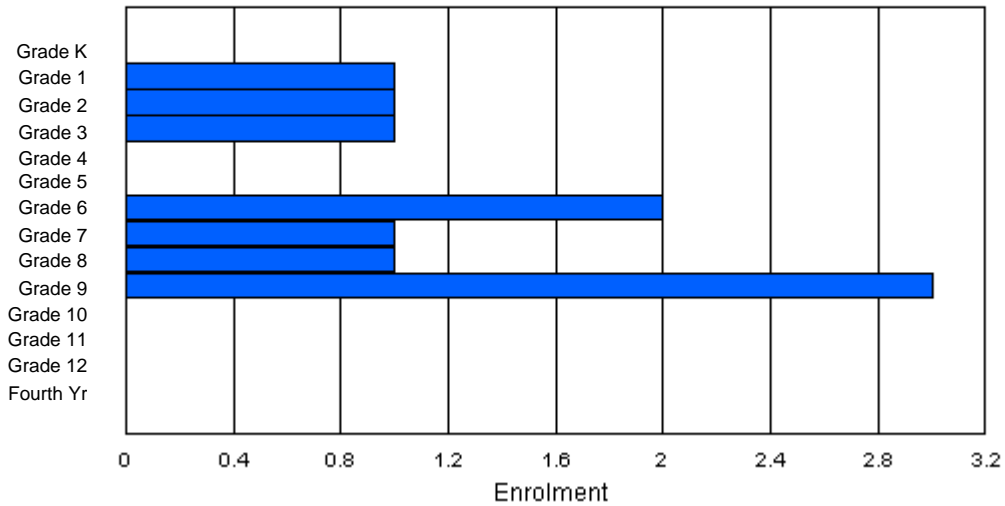
Enrolment By Age and Gender

Gender	Age																Total
	5	6	7	8	9	10	11	12	13	14	15	16	17	18	19	20>	
Male	0	1	0	0	0	0	0	1	0	1	0	0	0	0	0	0	3
Female	0	0	1	1	0	0	2	0	1	2	0	0	0	0	0	0	7
Total	0	1	1	1	0	0	2	1	1	3	0	0	0	0	0	0	10

Enrolment By Grade and Gender

Gender	Grade															Total
	K	1	2	3	4	5	6	7	8	9	10	11	12	4th		
Male	0	1	0	0	0	0	0	1	0	1	0	0	0	0	0	3
Female	0	0	1	1	0	0	2	0	1	2	0	0	0	0	0	7
Total	0	1	1	1	0	0	2	1	1	3	0	0	0	0	0	10

Enrolment By Grade
For 156



* Data from the 2004-2005 AGR(Enrolment/Age as of the last day in Sept./Dec.)

** Newfoundland Statistics Classification System

*** May include itinerant teachers



**School Description Report
2004-05**

District 3 - Nova Central

#157 - St. Peter's AG, McCallum

Classification: Rural Community/Southern Region**

Grades: 1-5,7-12

Number of Grades: 11

[School FTE PTR : 4.8](#)

[District FTE PTR : 13.0](#)

[Provincial FTE PTR : 13.6](#)

[FTE Teachers](#) *** : 4.0

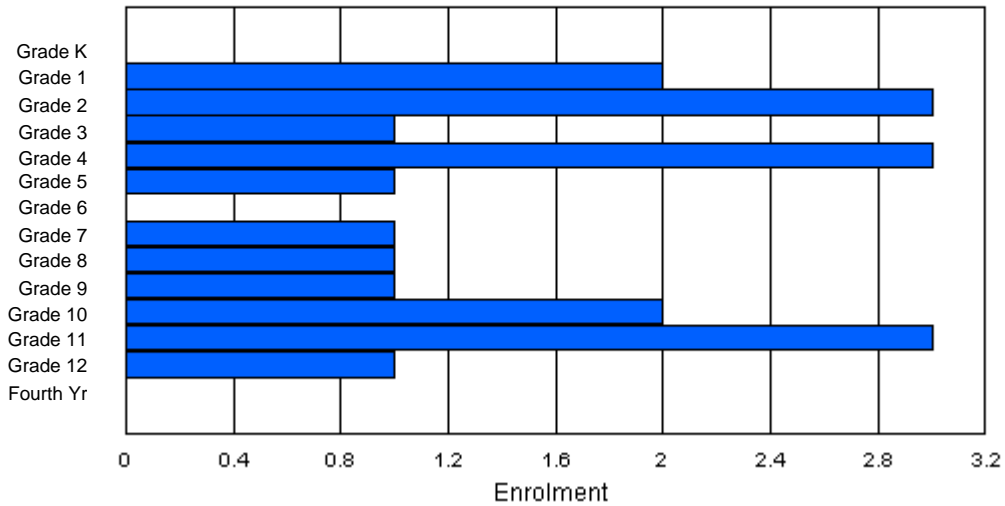
Enrolment By Age and Gender

Gender	Age																Total
	5	6	7	8	9	10	11	12	13	14	15	16	17	18	19	20>	
Male	0	1	1	1	2	0	0	0	1	0	1	1	0	0	0	0	8
Female	0	1	2	0	1	1	0	1	0	1	1	2	1	0	0	0	11
Total	0	2	3	1	3	1	0	1	1	1	2	3	1	0	0	0	19

Enrolment By Grade and Gender

Gender	Grade														Total
	K	1	2	3	4	5	6	7	8	9	10	11	12	4th	
Male	0	1	1	1	2	0	0	0	1	0	1	1	0	0	8
Female	0	1	2	0	1	1	0	1	0	1	1	2	1	0	11
Total	0	2	3	1	3	1	0	1	1	1	2	3	1	0	19

Enrolment By Grade
For 157



* Data from the 2004-2005 AGR(Enrolment/Age as of the last day in Sept./Dec.)

** Newfoundland Statistics Classification System

*** May include itinerant teachers



**School Description Report
2004-05**

District 3 - Nova Central

#158 - MSB Regional Academy, Middle Arm

Classification: Rural Community/Central Region**

Grades: K-12

Number of Grades: 13

[School FTE PTR : 11.5](#)

[District FTE PTR : 13.0](#)

[Provincial FTE PTR : 13.6](#)

[FTE Teachers](#) *** : 15.0

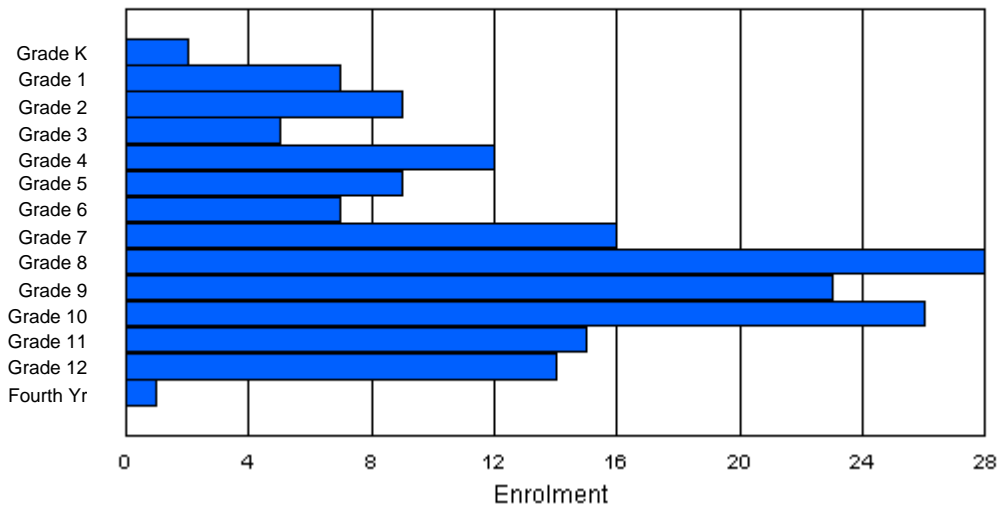
Enrolment By Age and Gender

Gender	Age																Total
	5	6	7	8	9	10	11	12	13	14	15	16	17	18	19	20>	
Male	1	4	6	1	5	5	3	10	12	8	13	8	7	1	0	0	84
Female	1	3	3	4	7	4	4	6	14	13	8	12	11	0	0	0	90
Total	2	7	9	5	12	9	7	16	26	21	21	20	18	1	0	0	174

Enrolment By Grade and Gender

Gender	K	Grade													4th	Total
		1	2	3	4	5	6	7	8	9	10	11	12			
Male	1	4	6	1	5	5	3	10	13	11	16	3	5	1	84	
Female	1	3	3	4	7	4	4	6	15	12	10	12	9	0	90	
Total	2	7	9	5	12	9	7	16	28	23	26	15	14	1	174	

Enrolment By Grade
For 158



* Data from the 2004-2005 AGR(Enrolment/Age as of the last day in Sept./Dec.)

** Newfoundland Statistics Classification System

*** May include itinerant teachers



**School Description Report
2004-05**

District 3 - Nova Central

#160 - Bayview Primary, Nipper's Harbour

Classification: Rural Community/Central Region**

Grades: K-3

Number of Grades: 4

[School FTE PTR : 8.0](#)

[District FTE PTR : 13.0](#)

[Provincial FTE PTR : 13.6](#)

[FTE Teachers](#) *** : 1.0

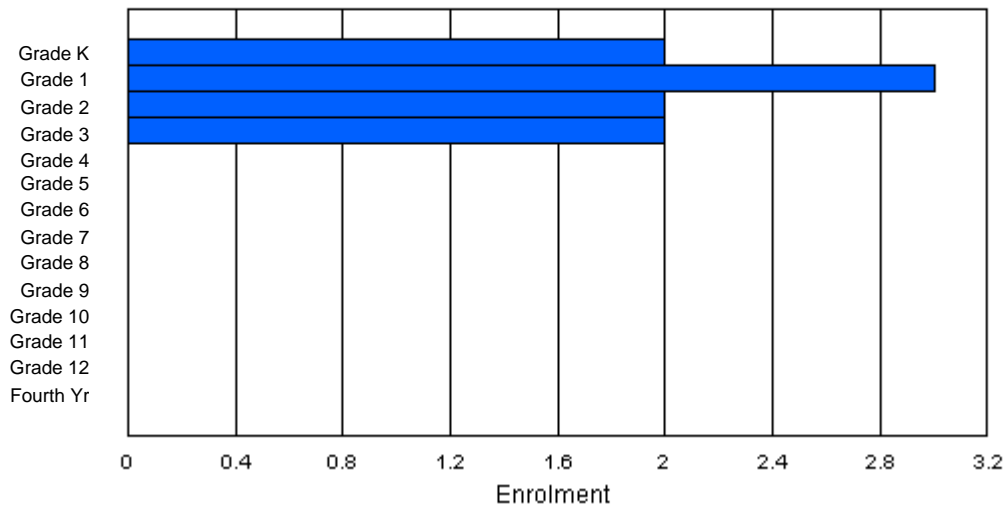
Enrolment By Age and Gender

Gender	Age																Total
	5	6	7	8	9	10	11	12	13	14	15	16	17	18	19	20>	
Male	1	3	1	2	0	0	0	0	0	0	0	0	0	0	0	0	7
Female	1	0	1	0	0	0	0	0	0	0	0	0	0	0	0	0	2
Total	2	3	2	2	0	0	0	0	0	0	0	0	0	0	0	0	9

Enrolment By Grade and Gender

Gender	K	Grade													Total	
		1	2	3	4	5	6	7	8	9	10	11	12	4th		
Male	1	3	1	2	0	0	0	0	0	0	0	0	0	0	0	7
Female	1	0	1	0	0	0	0	0	0	0	0	0	0	0	0	2
Total	2	3	2	2	0	0	0	0	0	0	0	0	0	0	0	9

Enrolment By Grade
For 160



* Data from the 2004-2005 AGR(Enrolment/Age as of the last day in Sept./Dec.)

** Newfoundland Statistics Classification System

*** May include itinerant teachers



**School Description Report
2004-05**

District 3 - Nova Central

#162 - Dorset Collegiate, Pilley's Island

Classification: Rural Community/Central Region**

Grades: 9-12

Number of Grades: 4

[School FTE PTR : 14.1](#)

[District FTE PTR : 13.0](#)

[Provincial FTE PTR : 13.6](#)

[FTE Teachers](#) *** : 11.0

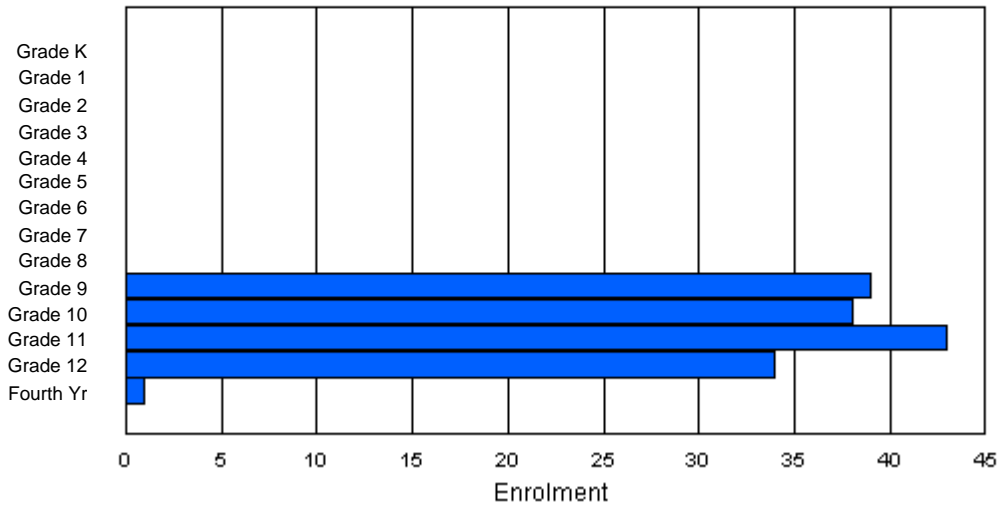
Enrolment By Age and Gender

Gender	Age																Total
	5	6	7	8	9	10	11	12	13	14	15	16	17	18	19	20>	
Male	0	0	0	0	0	0	0	0	0	23	26	17	16	0	2	0	84
Female	0	0	0	0	0	0	0	0	0	13	12	21	21	4	0	0	71
Total	0	0	0	0	0	0	0	0	0	36	38	38	37	4	2	0	155

Enrolment By Grade and Gender

Gender	Grade															Total
	K	1	2	3	4	5	6	7	8	9	10	11	12	4th		
Male	0	0	0	0	0	0	0	0	0	26	25	18	15	0	84	
Female	0	0	0	0	0	0	0	0	0	13	13	25	19	1	71	
Total	0	0	0	0	0	0	0	0	0	39	38	43	34	1	155	

Enrolment By Grade
For 162



* Data from the 2004-2005 AGR(Enrolment/Age as of the last day in Sept./Dec.)

** Newfoundland Statistics Classification System

*** May include itinerant teachers



**School Description Report
2004-05**

District 3 - Nova Central

#163 - Point Leamington Academy, Point Leamington

Classification: Rural Community/Central Region**

Grades: K-12

Number of Grades: 13

[School FTE PTR : 11.9](#)

[District FTE PTR : 13.0](#)

[Provincial FTE PTR : 13.6](#)

[FTE Teachers](#) *** : 13.0

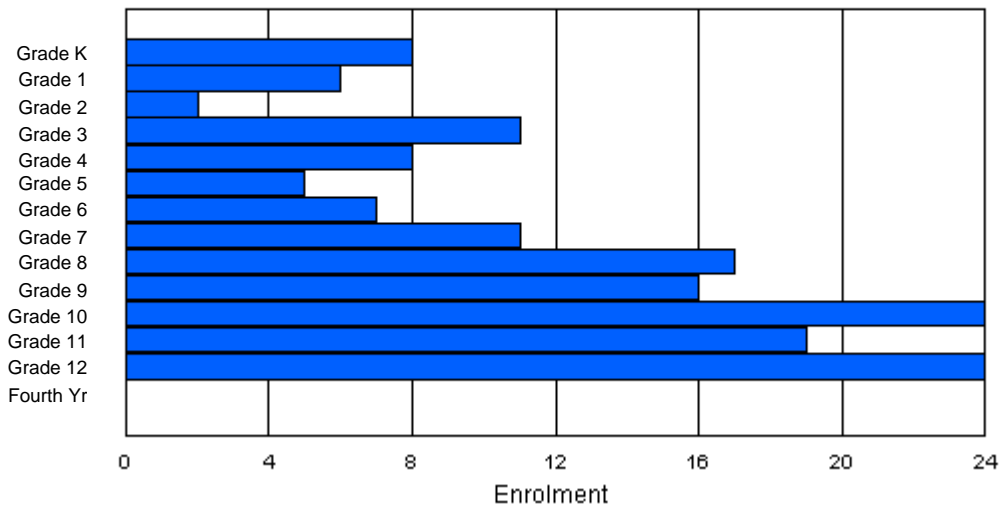
Enrolment By Age and Gender

Gender	Age																Total
	5	6	7	8	9	10	11	12	13	14	15	16	17	18	19	20>	
Male	4	3	0	4	3	4	4	5	8	6	11	11	12	3	0	0	78
Female	4	3	2	7	5	1	3	6	9	10	8	9	12	1	0	0	80
Total	8	6	2	11	8	5	7	11	17	16	19	20	24	4	0	0	158

Enrolment By Grade and Gender

Gender	K	Grade													4th	Total
		1	2	3	4	5	6	7	8	9	10	11	12			
Male	4	3	0	4	3	4	4	5	8	6	15	10	12	0	78	
Female	4	3	2	7	5	1	3	6	9	10	9	9	12	0	80	
Total	8	6	2	11	8	5	7	11	17	16	24	19	24	0	158	

Enrolment By Grade
For 163



* Data from the 2004-2005 AGR(Enrolment/Age as of the last day in Sept./Dec.)

** Newfoundland Statistics Classification System

*** May include itinerant teachers



**School Description Report
2004-05**

District 3 - Nova Central

#165 - St. Stephen's AG, Rencontre East

Classification: Rural Community/Southern Region**

Grades: K-5,7-12

Number of Grades: 12

[School FTE PTR : 7.3](#)

[District FTE PTR : 13.0](#)

[Provincial FTE PTR : 13.6](#)

[FTE Teachers](#) *** : 4.0

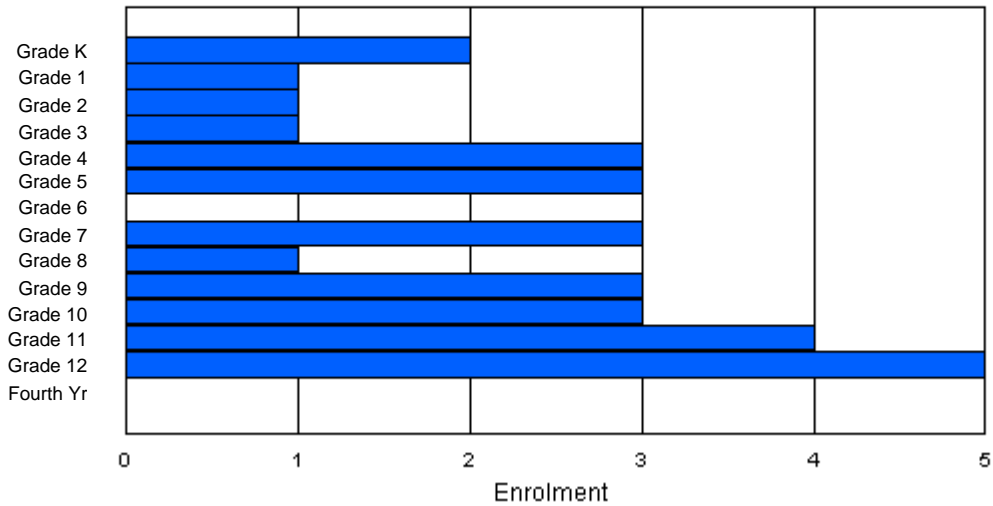
Enrolment By Age and Gender

Gender	Age																	Total
	5	6	7	8	9	10	11	12	13	14	15	16	17	18	19	20>		
Male	2	0	1	1	1	2	0	0	0	1	2	0	2	0	0	0	12	
Female	0	1	0	0	2	1	0	3	1	2	2	3	3	0	0	0	18	
Total	2	1	1	1	3	3	0	3	1	3	4	3	5	0	0	0	30	

Enrolment By Grade and Gender

Gender	Grade															Total
	K	1	2	3	4	5	6	7	8	9	10	11	12	4th		
Male	2	0	1	1	1	2	0	0	0	1	2	0	2	0	12	
Female	0	1	0	0	2	1	0	3	1	2	1	4	3	0	18	
Total	2	1	1	1	3	3	0	3	1	3	3	4	5	0	30	

Enrolment By Grade
For 165



* Data from the 2004-2005 AGR(Enrolment/Age as of the last day in Sept./Dec.)

** Newfoundland Statistics Classification System

*** May include itinerant teachers



**School Description Report
2004-05**

District 3 - Nova Central

#167 - Green Bay South Academy, Robert's Arm

Classification: Rural Community/Central Region**

Grades: K-8

Number of Grades: 9

[School FTE PTR : 12.2](#)

[District FTE PTR : 13.0](#)

[Provincial FTE PTR : 13.6](#)

[FTE Teachers](#) *** : 15.0

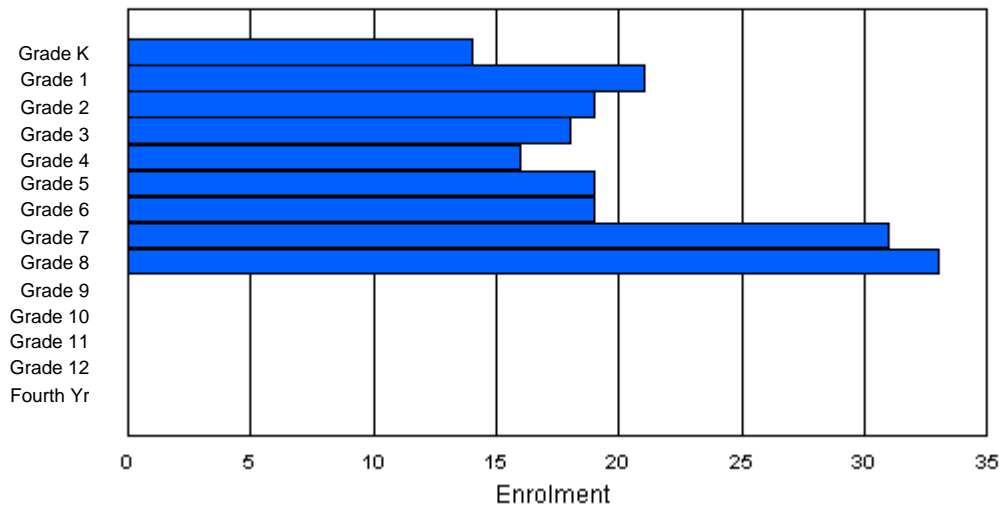
Enrolment By Age and Gender

Gender	Age																Total
	5	6	7	8	9	10	11	12	13	14	15	16	17	18	19	20>	
Male	8	12	9	10	5	8	11	17	14	2	0	0	0	0	0	0	96
Female	6	9	10	8	11	7	12	14	16	1	0	0	0	0	0	0	94
Total	14	21	19	18	16	15	23	31	30	3	0	0	0	0	0	0	190

Enrolment By Grade and Gender

Gender	K	Grade												4th	Total
		1	2	3	4	5	6	7	8	9	10	11	12		
Male	8	12	9	10	5	11	8	17	16	0	0	0	0	0	96
Female	6	9	10	8	11	8	11	14	17	0	0	0	0	0	94
Total	14	21	19	18	16	19	19	31	33	0	0	0	0	0	190

Enrolment By Grade
For 167



* Data from the 2004-2005 AGR(Enrolment/Age as of the last day in Sept./Dec.)

** Newfoundland Statistics Classification System

*** May include itinerant teachers



**School Description Report
2004-05**

District 3 - Nova Central

#170 - South Brook Academy, South Brook

Classification: Rural Community/Central Region**

Grades: K-6

Number of Grades: 7

[School FTE PTR : 9.6](#)

[District FTE PTR : 13.0](#)

[Provincial FTE PTR : 13.6](#)

[FTE Teachers](#) *** : 4.5

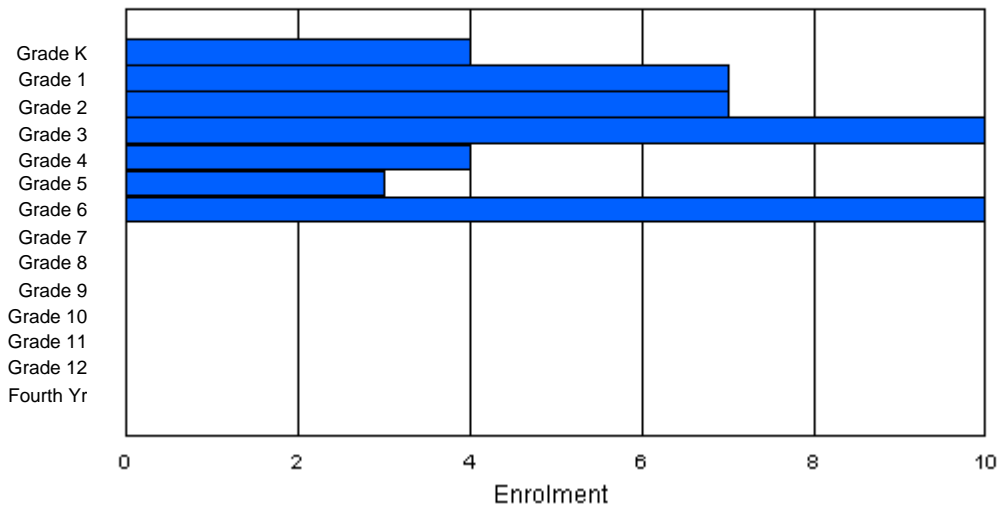
Enrolment By Age and Gender

Gender	Age																Total
	5	6	7	8	9	10	11	12	13	14	15	16	17	18	19	20>	
Male	3	3	3	3	1	1	4	1	0	0	0	0	0	0	0	0	19
Female	1	4	3	7	4	2	4	1	0	0	0	0	0	0	0	0	26
Total	4	7	6	10	5	3	8	2	0	0	0	0	0	0	0	0	45

Enrolment By Grade and Gender

Gender	K	Grade													4th	Total
		1	2	3	4	5	6	7	8	9	10	11	12			
Male	3	3	4	2	1	1	5	0	0	0	0	0	0	0	0	19
Female	1	4	3	8	3	2	5	0	0	0	0	0	0	0	0	26
Total	4	7	7	10	4	3	10	0	0	0	0	0	0	0	0	45

Enrolment By Grade
For 170



* Data from the 2004-2005 AGR(Enrolment/Age as of the last day in Sept./Dec.)

** Newfoundland Statistics Classification System

*** May include itinerant teachers



**School Description Report
2004-05**

District 3 - Nova Central

#171 - Indian River High School, Springdale

Classification: Rural Community/Central Region**

Grades: 9-12

Number of Grades: 4

[School FTE PTR : 14.6](#)

[District FTE PTR : 13.0](#)

[Provincial FTE PTR : 13.6](#)

[FTE Teachers](#) *** : 17.0

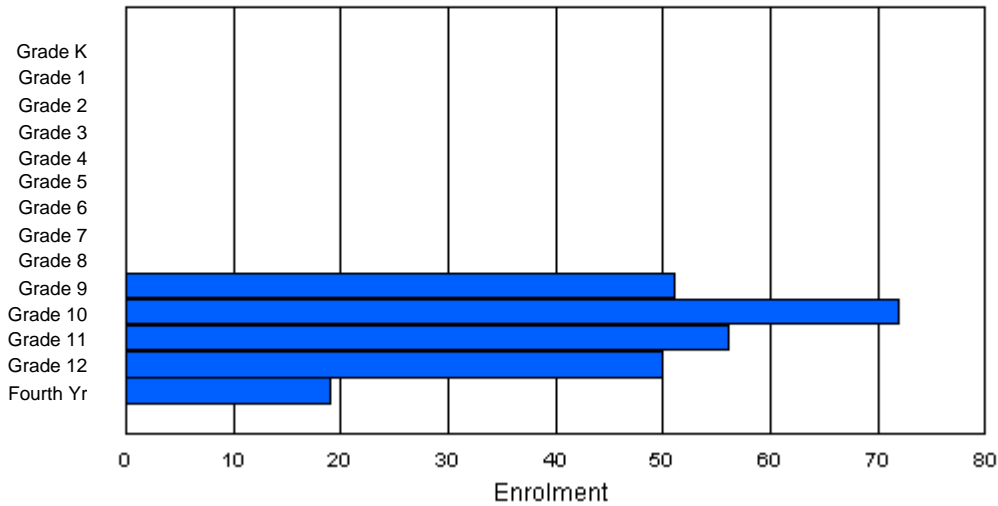
Enrolment By Age and Gender

Gender	Age																	Total
	5	6	7	8	9	10	11	12	13	14	15	16	17	18	19	20>		
Male	0	0	0	0	0	0	0	0	0	17	34	32	25	11	3	3	125	
Female	0	0	0	0	0	0	0	0	0	29	34	25	28	4	3	0	123	
Total	0	0	0	0	0	0	0	0	0	46	68	57	53	15	6	3	248	

Enrolment By Grade and Gender

Gender	Grade															Total
	K	1	2	3	4	5	6	7	8	9	10	11	12	4th		
Male	0	0	0	0	0	0	0	0	0	20	38	30	23	14	125	
Female	0	0	0	0	0	0	0	0	0	31	34	26	27	5	123	
Total	0	0	0	0	0	0	0	0	0	51	72	56	50	19	248	

Enrolment By Grade
For 171



* Data from the 2004-2005 AGR(Enrolment/Age as of the last day in Sept./Dec.)

** Newfoundland Statistics Classification System

*** May include itinerant teachers



**School Description Report
2004-05**

District 3 - Nova Central

#172 - Brian Peckford Elementary, Triton

Classification: Rural Community/Central Region**

Grades: K-6

Number of Grades: 7

[School FTE PTR : 8.8](#)

[District FTE PTR : 13.0](#)

[Provincial FTE PTR : 13.6](#)

[FTE Teachers](#) *** : 8.0

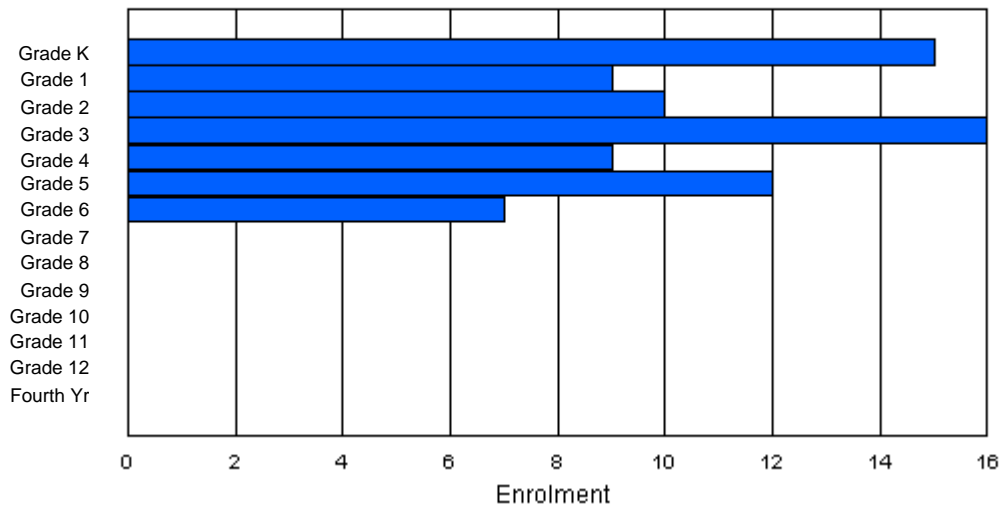
Enrolment By Age and Gender

Gender	Age																Total
	5	6	7	8	9	10	11	12	13	14	15	16	17	18	19	20>	
Male	8	1	5	8	3	7	2	1	0	0	0	0	0	0	0	0	35
Female	7	7	6	8	6	5	4	0	0	0	0	0	0	0	0	0	43
Total	15	8	11	16	9	12	6	1	0	0	0	0	0	0	0	0	78

Enrolment By Grade and Gender

Gender	K	Grade													4th	Total	
		1	2	3	4	5	6	7	8	9	10	11	12				
Male	8	1	5	8	3	7	3	0	0	0	0	0	0	0	0	0	35
Female	7	8	5	8	6	5	4	0	0	0	0	0	0	0	0	0	43
Total	15	9	10	16	9	12	7	0	0	0	0	0	0	0	0	0	78

Enrolment By Grade
For 172



* Data from the 2004-2005 AGR(Enrolment/Age as of the last day in Sept./Dec.)

** Newfoundland Statistics Classification System

*** May include itinerant teachers



**School Description Report
2004-05**

District 3 - Nova Central

#174 - St. Peter's Academy, Westport

Classification: Rural Community/Central Region**

Grades: K,1,3-6,9-12

Number of Grades: 11

[School FTE PTR : 5.7](#)

[District FTE PTR : 13.0](#)

[Provincial FTE PTR : 13.6](#)

[FTE Teachers](#) *** : 9.0

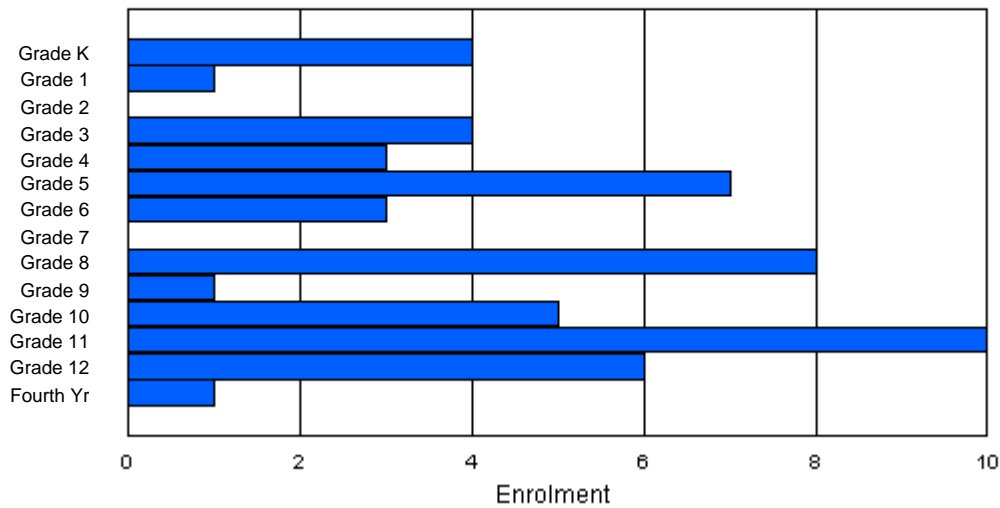
Enrolment By Age and Gender

Gender	Age																	Total
	5	6	7	8	9	10	11	12	13	14	15	16	17	18	19	20>		
Male	2	1	0	2	2	2	1	0	3	0	1	4	1	0	1	0	20	
Female	2	0	0	2	1	5	2	0	5	2	3	5	6	0	0	0	33	
Total	4	1	0	4	3	7	3	0	8	2	4	9	7	0	1	0	53	

Enrolment By Grade and Gender

Gender	Grade															Total
	K	1	2	3	4	5	6	7	8	9	10	11	12	4th		
Male	2	1	0	2	2	2	1	0	3	0	1	4	1	1	20	
Female	2	0	0	2	1	5	2	0	5	1	4	6	5	0	33	
Total	4	1	0	4	3	7	3	0	8	1	5	10	6	1	53	

Enrolment By Grade
For 174



* Data from the 2004-2005 AGR(Enrolment/Age as of the last day in Sept./Dec.)

** Newfoundland Statistics Classification System

*** May include itinerant teachers



**School Description Report
2004-05**

District 3 - Nova Central

#177 - Greenwood Academy, Campbellton

Classification: Rural Community/Central Region**

Grades: K-9

Number of Grades: 10

[School FTE PTR : 13.3](#)

[District FTE PTR : 13.0](#)

[Provincial FTE PTR : 13.6](#)

[FTE Teachers](#) *** : 16.5

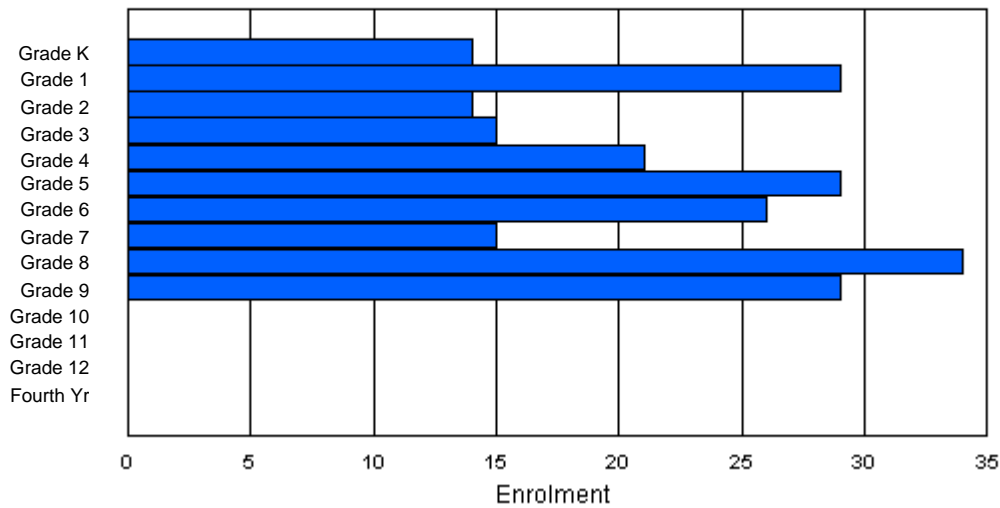
Enrolment By Age and Gender

Gender	Age																Total
	5	6	7	8	9	10	11	12	13	14	15	16	17	18	19	20>	
Male	2	12	4	6	16	19	10	8	15	18	1	0	0	0	0	0	111
Female	12	15	12	9	5	9	17	7	15	14	0	0	0	0	0	0	115
Total	14	27	16	15	21	28	27	15	30	32	1	0	0	0	0	0	226

Enrolment By Grade and Gender

Gender	Grade														Total
	K	1	2	3	4	5	6	7	8	9	10	11	12	4th	
Male	2	14	2	6	16	19	10	8	18	16	0	0	0	0	111
Female	12	15	12	9	5	10	16	7	16	13	0	0	0	0	115
Total	14	29	14	15	21	29	26	15	34	29	0	0	0	0	226

Enrolment By Grade
For 177



* Data from the 2004-2005 AGR(Enrolment/Age as of the last day in Sept./Dec.)

** Newfoundland Statistics Classification System

*** May include itinerant teachers



School Description Report 2004-05

District 3 - Nova Central

#178 - Carmanville School Complex, Carmanville

Classification: Rural Community/Central Region**

Grades: K-12

Number of Grades: 13

[School FTE PTR : 12.0](#)

[District FTE PTR : 13.0](#)

[Provincial FTE PTR : 13.6](#)

[FTE Teachers](#) *** : 18.5

Enrolment By Age and Gender

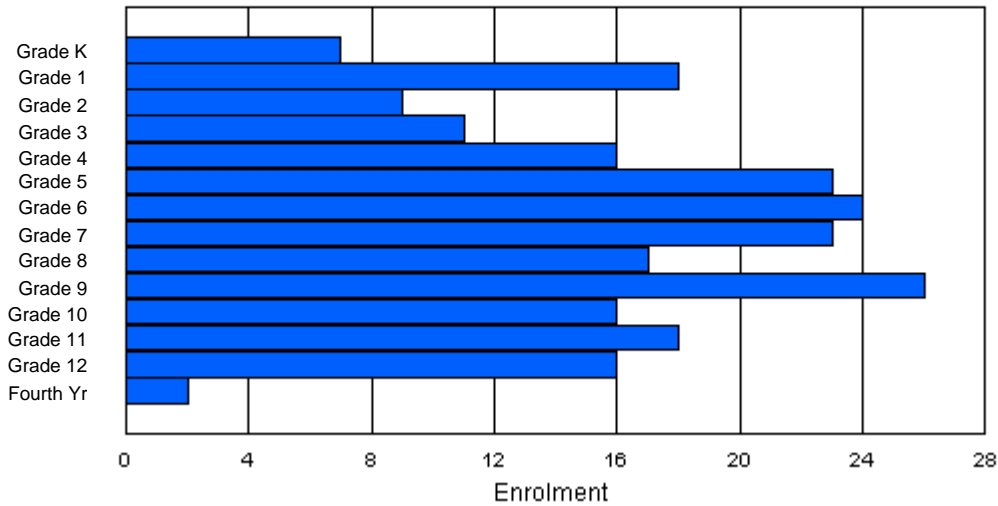
Gender	Age																Total
	5	6	7	8	9	10	11	12	13	14	15	16	17	18	19	20>	
Male	1	9	5	4	11	10	7	14	11	10	10	11	9	2	2	0	116
Female	6	9	4	7	5	13	14	9	7	13	7	6	8	2	0	0	110
Total	7	18	9	11	16	23	21	23	18	23	17	17	17	4	2	0	226

Enrolment By Grade and Gender

Gender	K	Grade													4th	Total
		1	2	3	4	5	6	7	8	9	10	11	12			
Male	1	9	5	4	11	10	9	14	10	13	9	11	9	1	116	
Female	6	9	4	7	5	13	15	9	7	13	7	7	7	1	110	
Total	7	18	9	11	16	23	24	23	17	26	16	18	16	2	226	

Enrolment By Grade

For 178



* Data from the 2004-2005 AGR(Enrolment/Age as of the last day in Sept./Dec.)

** Newfoundland Statistics Classification System

*** May include itinerant teachers



**School Description Report
2004-05**

District 3 - Nova Central

#179 - Centreville Academy, Centreville-Wareham

Classification: Rural Community/Central Region**

Grades: K-8

Number of Grades: 9

[School FTE PTR : 9.3](#)

[District FTE PTR : 13.0](#)

[Provincial FTE PTR : 13.6](#)

[FTE Teachers](#) *** : 10.5

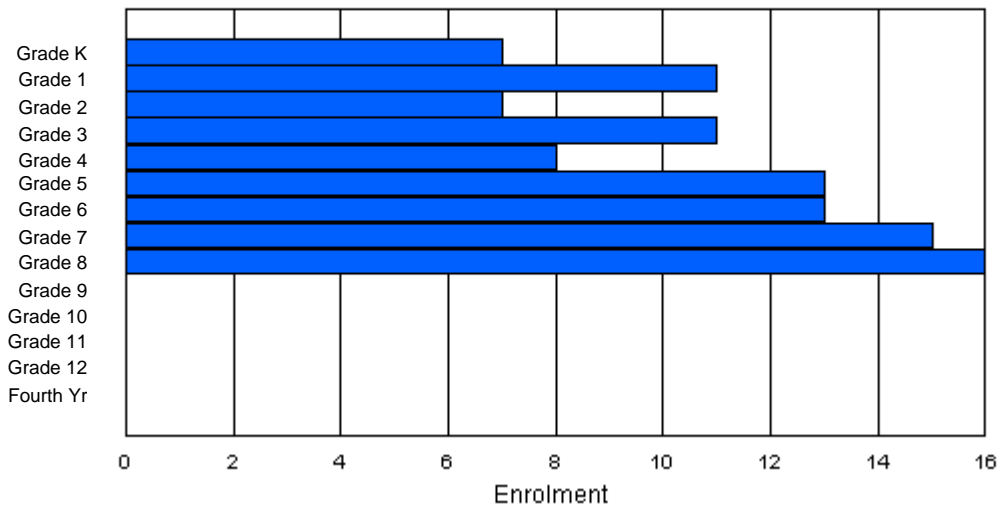
Enrolment By Age and Gender

Gender	Age																Total
	5	6	7	8	9	10	11	12	13	14	15	16	17	18	19	20>	
Male	5	4	5	6	4	9	10	5	7	2	0	0	0	0	0	0	57
Female	2	7	2	5	4	4	3	9	8	0	0	0	0	0	0	0	44
Total	7	11	7	11	8	13	13	14	15	2	0	0	0	0	0	0	101

Enrolment By Grade and Gender

Gender	K	Grade													4th	Total
		1	2	3	4	5	6	7	8	9	10	11	12			
Male	5	4	5	6	4	9	10	5	9	0	0	0	0	0	0	57
Female	2	7	2	5	4	4	3	10	7	0	0	0	0	0	0	44
Total	7	11	7	11	8	13	13	15	16	0	0	0	0	0	0	101

Enrolment By Grade
For 179



* Data from the 2004-2005 AGR(Enrolment/Age as of the last day in Sept./Dec.)

** Newfoundland Statistics Classification System

*** May include itinerant teachers



**School Description Report
2004-05**

District 3 - Nova Central

#180 - A. R. Scammell Academy, Change Islands

Classification: Rural Community/Central Region**

Grades: 1-12

Number of Grades: 12

[School FTE PTR : 6.0](#)

[District FTE PTR : 13.0](#)

[Provincial FTE PTR : 13.6](#)

[FTE Teachers](#) *** : 5.0

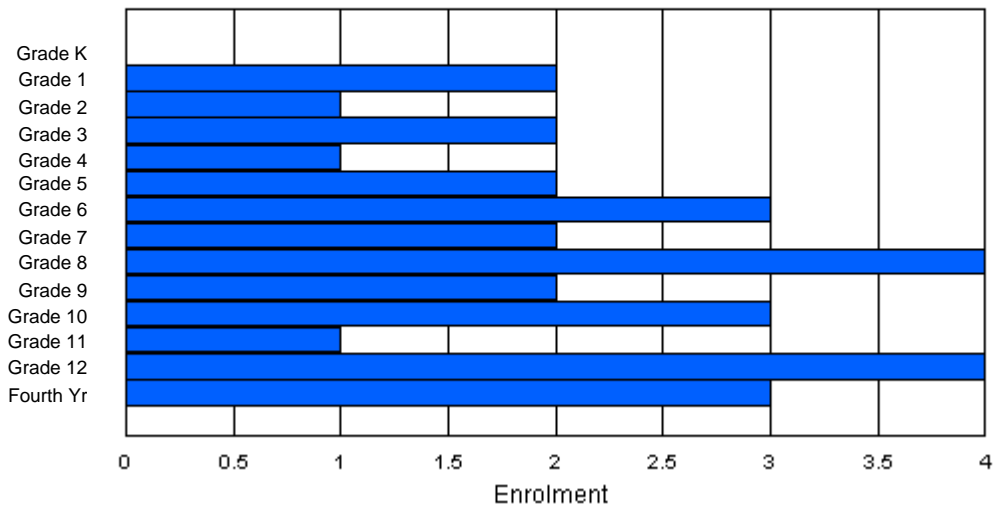
Enrolment By Age and Gender

Gender	Age																Total
	5	6	7	8	9	10	11	12	13	14	15	16	17	18	19	20>	
Male	0	1	1	1	1	1	0	1	2	1	1	0	2	1	1	0	14
Female	0	1	0	1	0	1	2	2	2	1	2	1	2	0	0	1	16
Total	0	2	1	2	1	2	2	3	4	2	3	1	4	1	1	1	30

Enrolment By Grade and Gender

Gender	Grade															Total
	K	1	2	3	4	5	6	7	8	9	10	11	12	4th		
Male	0	1	1	1	1	1	1	0	2	1	1	0	2	2	14	
Female	0	1	0	1	0	1	2	2	2	1	2	1	2	1	16	
Total	0	2	1	2	1	2	3	2	4	2	3	1	4	3	30	

Enrolment By Grade
For 180



* Data from the 2004-2005 AGR(Enrolment/Age as of the last day in Sept./Dec.)

** Newfoundland Statistics Classification System

*** May include itinerant teachers



**School Description Report
2004-05**

District 3 - Nova Central

#182 - Charlottetown Elementary, Charlottetown, B.B.

Classification: Rural Community/Central Region**

Grades: K-5

Number of Grades: 6

[School FTE PTR : 17.0](#)

[District FTE PTR : 13.0](#)

[Provincial FTE PTR : 13.6](#)

[FTE Teachers](#) *** : 1.0

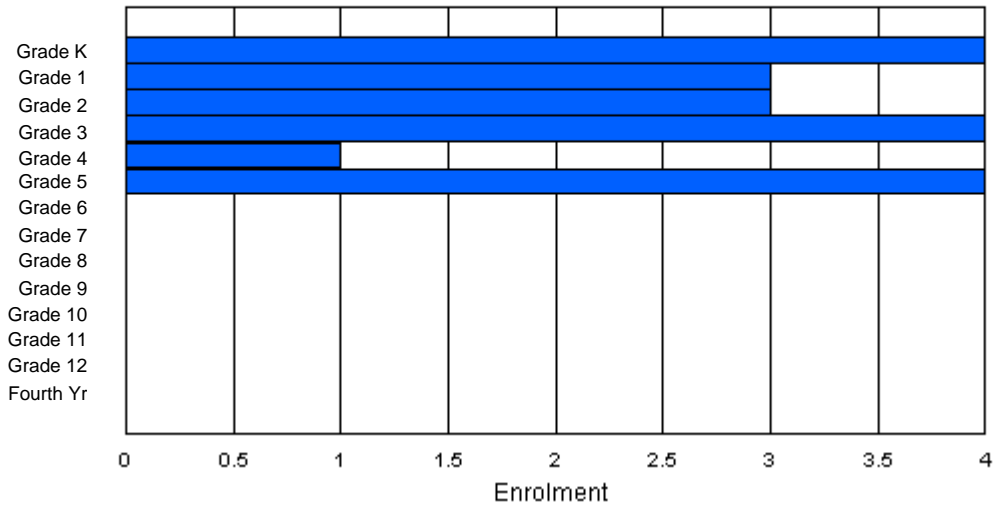
Enrolment By Age and Gender

Gender	Age																Total
	5	6	7	8	9	10	11	12	13	14	15	16	17	18	19	20>	
Male	1	1	1	2	1	0	0	0	0	0	0	0	0	0	0	0	6
Female	3	2	2	2	0	4	0	0	0	0	0	0	0	0	0	0	13
Total	4	3	3	4	1	4	0	0	0	0	0	0	0	0	0	0	19

Enrolment By Grade and Gender

Gender	K	Grade													4th	Total	
		1	2	3	4	5	6	7	8	9	10	11	12				
Male	1	1	1	2	1	0	0	0	0	0	0	0	0	0	0	0	6
Female	3	2	2	2	0	4	0	0	0	0	0	0	0	0	0	0	13
Total	4	3	3	4	1	4	0	0	0	0	0	0	0	0	0	0	19

Enrolment By Grade
For 182



* Data from the 2004-2005 AGR(Enrolment/Age as of the last day in Sept./Dec.)

** Newfoundland Statistics Classification System

*** May include itinerant teachers



**School Description Report
2004-05**

District 3 - Nova Central

#183 - William Mercer Academy, Dover

Classification: Rural Community/Central Region**

Grades: K-8

Number of Grades: 9

[School FTE PTR : 12.5](#)

[District FTE PTR : 13.0](#)

[Provincial FTE PTR : 13.6](#)

[FTE Teachers](#) *** : 13.0

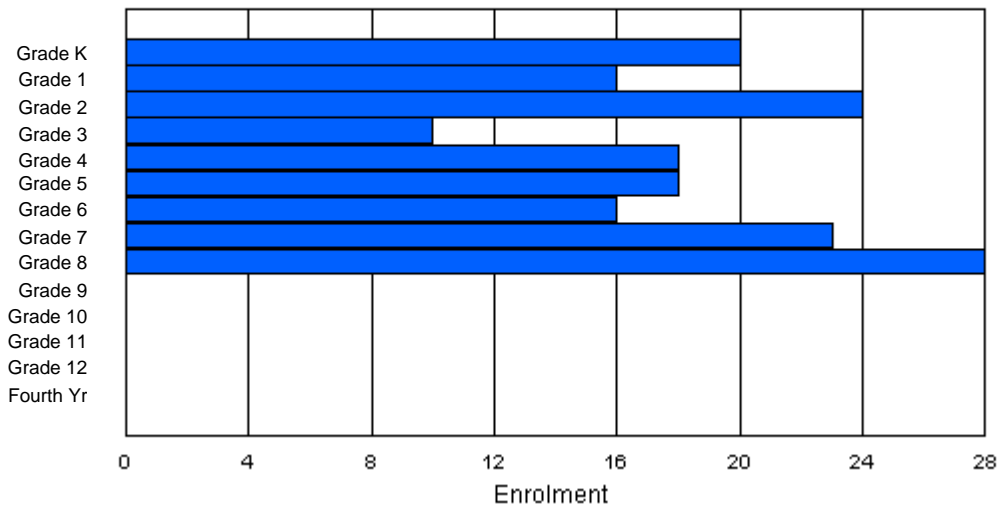
Enrolment By Age and Gender

Gender	Age																Total
	5	6	7	8	9	10	11	12	13	14	15	16	17	18	19	20>	
Male	6	6	10	6	7	9	10	16	14	0	0	0	0	0	0	0	84
Female	14	10	14	4	11	9	5	8	13	1	0	0	0	0	0	0	89
Total	20	16	24	10	18	18	15	24	27	1	0	0	0	0	0	0	173

Enrolment By Grade and Gender

Gender	K	Grade												4th	Total
		1	2	3	4	5	6	7	8	9	10	11	12		
Male	6	6	10	6	7	9	11	15	14	0	0	0	0	0	84
Female	14	10	14	4	11	9	5	8	14	0	0	0	0	0	89
Total	20	16	24	10	18	18	16	23	28	0	0	0	0	0	173

Enrolment By Grade
For 183



* Data from the 2004-2005 AGR(Enrolment/Age as of the last day in Sept./Dec.)

** Newfoundland Statistics Classification System

*** May include itinerant teachers



**School Description Report
2004-05**

District 3 - Nova Central

#186 - Heritage Academy, Greenspond

Classification: Rural Community/Central Region**

Grades: K-6

Number of Grades: 7

[School FTE PTR : 9.2](#)

[District FTE PTR : 13.0](#)

[Provincial FTE PTR : 13.6](#)

[FTE Teachers](#) *** : 3.0

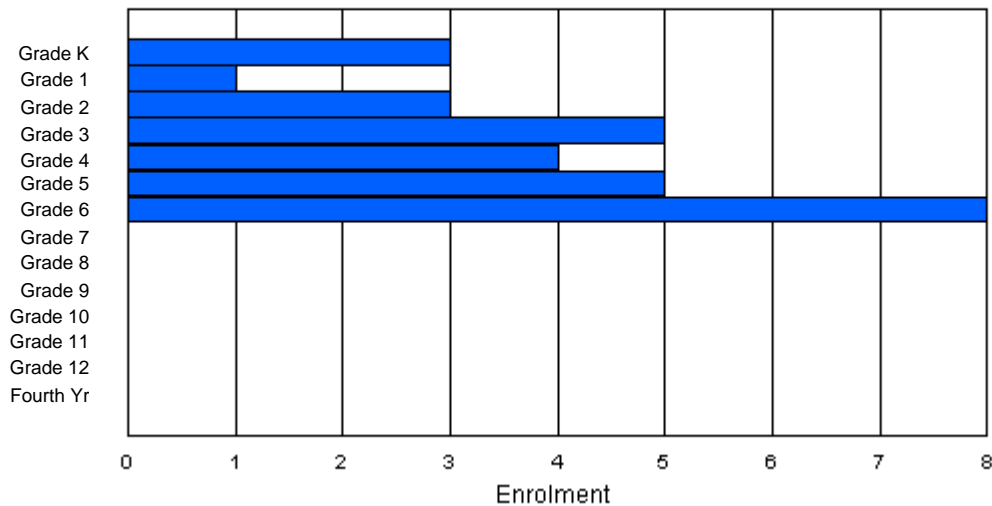
Enrolment By Age and Gender

Gender	Age																Total
	5	6	7	8	9	10	11	12	13	14	15	16	17	18	19	20>	
Male	2	0	1	5	4	2	4	0	0	0	0	0	0	0	0	0	18
Female	1	1	2	0	0	3	4	0	0	0	0	0	0	0	0	0	11
Total	3	1	3	5	4	5	8	0	0	0	0	0	0	0	0	0	29

Enrolment By Grade and Gender

Gender	K	Grade													Total	
		1	2	3	4	5	6	7	8	9	10	11	12	4th		
Male	2	0	1	5	4	2	4	0	0	0	0	0	0	0	0	18
Female	1	1	2	0	0	3	4	0	0	0	0	0	0	0	0	11
Total	3	1	3	5	4	5	8	0	0	0	0	0	0	0	0	29

Enrolment By Grade
For 186



* Data from the 2004-2005 AGR(Enrolment/Age as of the last day in Sept./Dec.)

** Newfoundland Statistics Classification System

*** May include itinerant teachers



**School Description Report
2004-05**

District 3 - Nova Central

#187 - Jane Collins Academy, Hare Bay

Classification: Rural Community/Central Region**

Grades: 9-12

Number of Grades: 4

[School FTE PTR : 15.3](#)

[District FTE PTR : 13.0](#)

[Provincial FTE PTR : 13.6](#)

[FTE Teachers](#) *** : 12.0

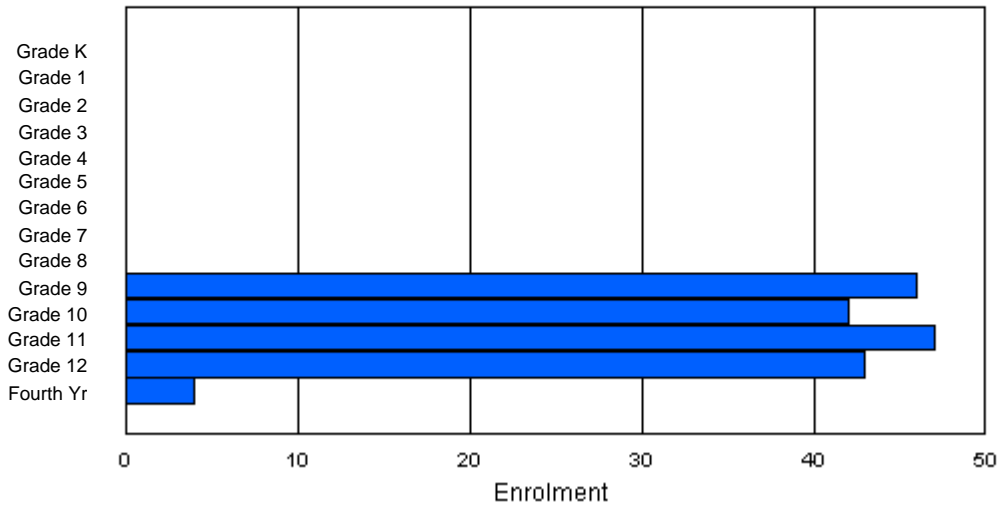
Enrolment By Age and Gender

Gender	Age																	Total
	5	6	7	8	9	10	11	12	13	14	15	16	17	18	19	20>		
Male	0	0	0	0	0	0	0	0	0	26	21	23	17	8	1	0	96	
Female	0	0	0	0	0	0	0	0	0	19	19	21	20	5	0	2	86	
Total	0	0	0	0	0	0	0	0	0	45	40	44	37	13	1	2	182	

Enrolment By Grade and Gender

Gender	Grade															Total
	K	1	2	3	4	5	6	7	8	9	10	11	12	4th		
Male	0	0	0	0	0	0	0	0	0	27	23	24	20	2	96	
Female	0	0	0	0	0	0	0	0	0	19	19	23	23	2	86	
Total	0	0	0	0	0	0	0	0	0	46	42	47	43	4	182	

Enrolment By Grade
For 187



* Data from the 2004-2005 AGR(Enrolment/Age as of the last day in Sept./Dec.)

** Newfoundland Statistics Classification System

*** May include itinerant teachers



**School Description Report
2004-05**

District 3 - Nova Central

#188 - Sandstone Academy, Ladle Cove

Classification: Rural Community/Central Region**

Grades: K-6

Number of Grades: 7

[School FTE PTR : 9.8](#)

[District FTE PTR : 13.0](#)

[Provincial FTE PTR : 13.6](#)

[FTE Teachers](#) *** : 2.0

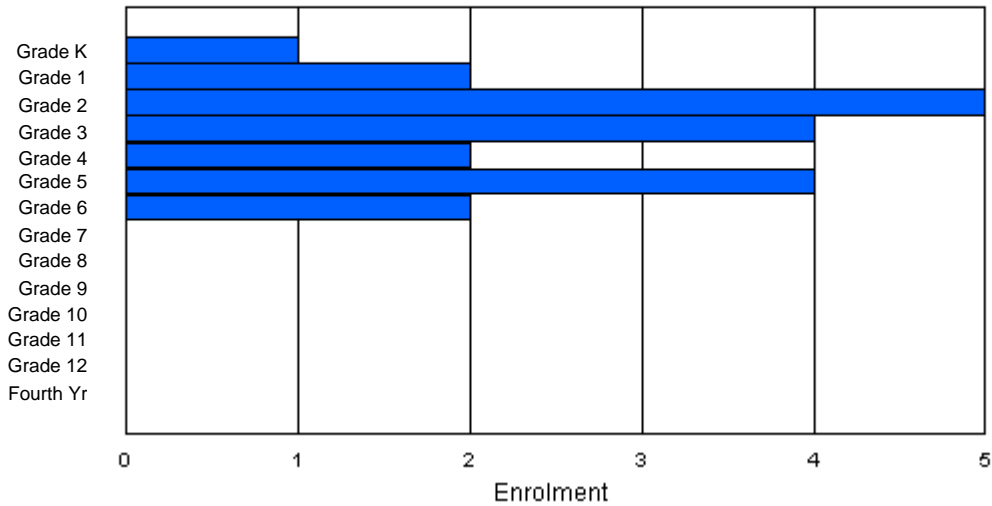
Enrolment By Age and Gender

Gender	<u>Age</u>																Total
	5	6	7	8	9	10	11	12	13	14	15	16	17	18	19	20>	
Male	0	1	4	4	0	1	0	0	0	0	0	0	0	0	0	0	10
Female	1	1	1	0	2	3	2	0	0	0	0	0	0	0	0	0	10
Total	1	2	5	4	2	4	2	0	0	0	0	0	0	0	0	0	20

Enrolment By Grade and Gender

Gender	<u>Grade</u>															Total
	K	1	2	3	4	5	6	7	8	9	10	11	12	4th		
Male	0	1	4	4	0	1	0	0	0	0	0	0	0	0	0	10
Female	1	1	1	0	2	3	2	0	0	0	0	0	0	0	0	10
Total	1	2	5	4	2	4	2	0	0	0	0	0	0	0	0	20

Enrolment By Grade
For 188



* Data from the 2004-2005 AGR(Enrolment/Age as of the last day in Sept./Dec.)

** Newfoundland Statistics Classification System

*** May include itinerant teachers



**School Description Report
2004-05**

District 3 - Nova Central

#189 - Lewisporte Academy, Lewisporte

Classification: Rural Community/Central Region**

Grades: K-4

Number of Grades: 5

[School FTE PTR : 14.3](#)

[District FTE PTR : 13.0](#)

[Provincial FTE PTR : 13.6](#)

[FTE Teachers](#) *** : 16.3

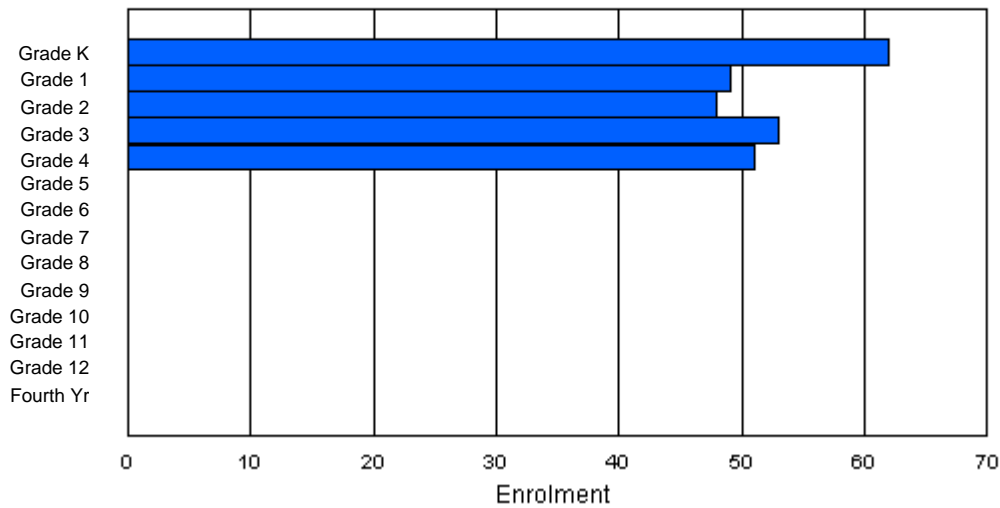
Enrolment By Age and Gender

Gender	Age																Total
	5	6	7	8	9	10	11	12	13	14	15	16	17	18	19	20>	
Male	34	24	27	27	28	0	0	0	0	0	0	0	0	0	0	0	140
Female	27	25	20	28	23	0	0	0	0	0	0	0	0	0	0	0	123
Total	61	49	47	55	51	0	0	0	0	0	0	0	0	0	0	0	263

Enrolment By Grade and Gender

Gender	Grade															Total
	K	1	2	3	4	5	6	7	8	9	10	11	12	4th		
Male	35	23	29	25	28	0	0	0	0	0	0	0	0	0	0	140
Female	27	26	19	28	23	0	0	0	0	0	0	0	0	0	0	123
Total	62	49	48	53	51	0	0	0	0	0	0	0	0	0	0	263

Enrolment By Grade
For 189



* Data from the 2004-2005 AGR(Enrolment/Age as of the last day in Sept./Dec.)

** Newfoundland Statistics Classification System

*** May include itinerant teachers



**School Description Report
2004-05**

District 3 - Nova Central

#190 - Lewisporte Collegiate, Lewisporte

Classification: Rural Community/Central Region**

Grades: 10-12

Number of Grades: 3

[School FTE PTR : 16.4](#)

[District FTE PTR : 13.0](#)

[Provincial FTE PTR : 13.6](#)

[FTE Teachers](#) *** : 21.5

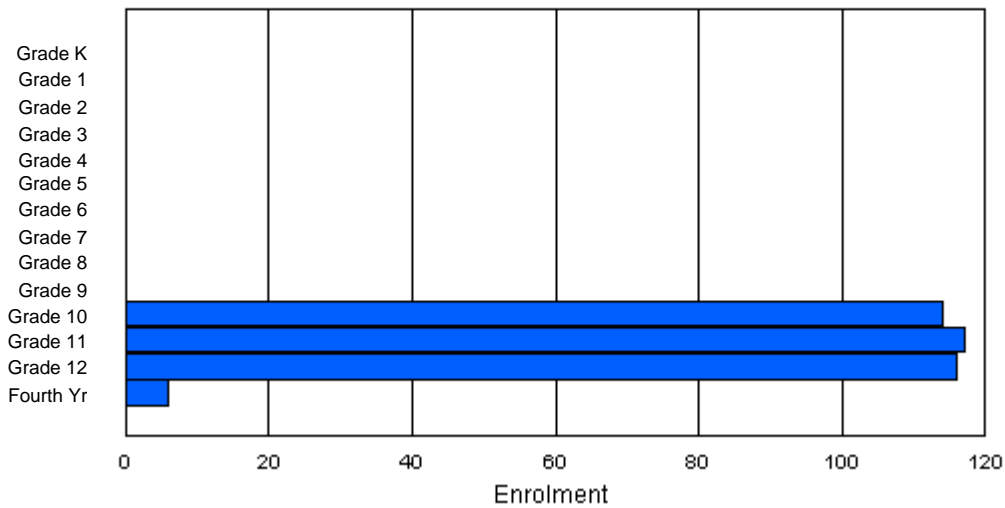
Enrolment By Age and Gender

Gender	Age																	Total
	5	6	7	8	9	10	11	12	13	14	15	16	17	18	19	20>		
Male	0	0	0	0	0	0	0	0	0	0	53	59	61	15	2	0	190	
Female	0	0	0	0	0	0	0	0	0	0	54	40	60	6	3	0	163	
Total	0	0	0	0	0	0	0	0	0	0	107	99	121	21	5	0	353	

Enrolment By Grade and Gender

Gender	Grade															Total
	K	1	2	3	4	5	6	7	8	9	10	11	12	4th		
Male	0	0	0	0	0	0	0	0	0	0	59	72	57	2	190	
Female	0	0	0	0	0	0	0	0	0	0	55	45	59	4	163	
Total	0	0	0	0	0	0	0	0	0	0	114	117	116	6	353	

Enrolment By Grade
For 190



* Data from the 2004-2005 AGR(Enrolment/Age as of the last day in Sept./Dec.)

** Newfoundland Statistics Classification System

*** May include itinerant teachers



**School Description Report
2004-05**

District 3 - Nova Central

#192 - Lumsden School Complex, Lumsden

Classification: Rural Community/Central Region**

Grades: K-12

Number of Grades: 13

[School FTE PTR : 10.6](#)

[District FTE PTR : 13.0](#)

[Provincial FTE PTR : 13.6](#)

[FTE Teachers](#) *** : 12.5

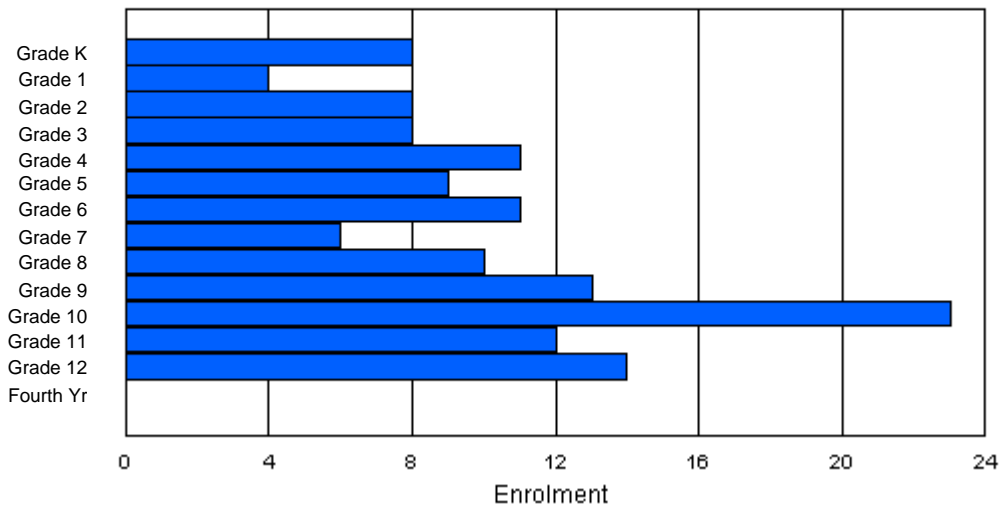
Enrolment By Age and Gender

Gender	Age																Total
	5	6	7	8	9	10	11	12	13	14	15	16	17	18	19	20>	
Male	4	3	5	5	6	5	6	3	4	6	10	6	6	0	0	0	69
Female	4	1	2	3	5	5	5	2	7	7	13	6	8	0	0	0	68
Total	8	4	7	8	11	10	11	5	11	13	23	12	14	0	0	0	137

Enrolment By Grade and Gender

Gender	K	Grade													4th	Total
		1	2	3	4	5	6	7	8	9	10	11	12			
Male	4	3	5	5	6	5	6	4	3	6	10	6	6	0	69	
Female	4	1	3	3	5	4	5	2	7	7	13	6	8	0	68	
Total	8	4	8	8	11	9	11	6	10	13	23	12	14	0	137	

Enrolment By Grade
For 192



* Data from the 2004-2005 AGR(Enrolment/Age as of the last day in Sept./Dec.)

** Newfoundland Statistics Classification System

*** May include itinerant teachers



**School Description Report
2004-05**

District 3 - Nova Central

#194 - Gill Memorial Academy, Musgrave Harbour

Classification: Rural Community/Central Region**

Grades: K-12

Number of Grades: 13

[School FTE PTR : 11.6](#)

[District FTE PTR : 13.0](#)

[Provincial FTE PTR : 13.6](#)

[FTE Teachers](#) *** : 15.0

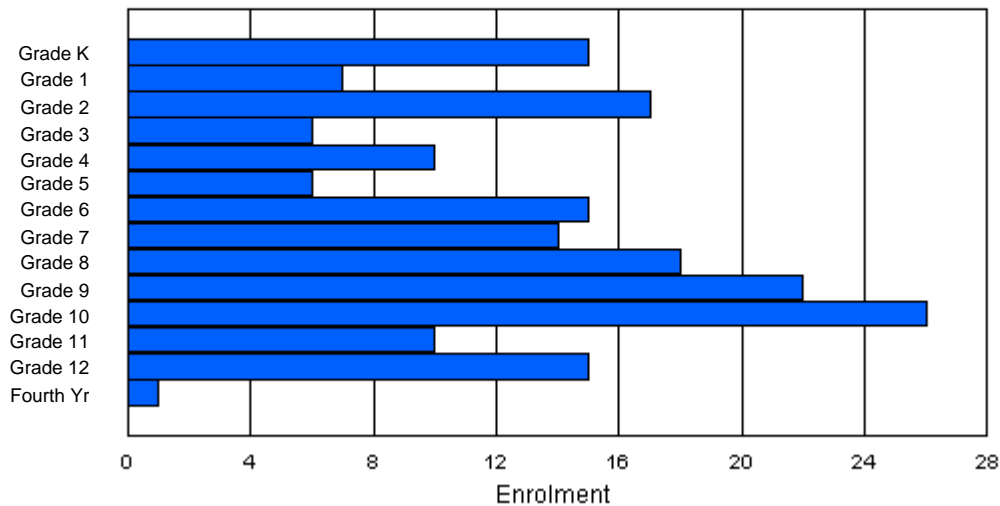
Enrolment By Age and Gender

Gender	Age																Total
	5	6	7	8	9	10	11	12	13	14	15	16	17	18	19	20>	
Male	12	4	8	2	6	3	9	7	10	14	10	7	6	2	0	0	100
Female	3	3	9	4	4	3	6	7	6	10	14	5	8	0	0	0	82
Total	15	7	17	6	10	6	15	14	16	24	24	12	14	2	0	0	182

Enrolment By Grade and Gender

Gender	K	Grade													4th	Total
		1	2	3	4	5	6	7	8	9	10	11	12			
Male	12	4	8	2	6	3	9	7	12	12	10	7	7	1	100	
Female	3	3	9	4	4	3	6	7	6	10	16	3	8	0	82	
Total	15	7	17	6	10	6	15	14	18	22	26	10	15	1	182	

Enrolment By Grade
For 194



* Data from the 2004-2005 AGR(Enrolment/Age as of the last day in Sept./Dec.)

** Newfoundland Statistics Classification System

*** May include itinerant teachers



**School Description Report
2004-05**

District 3 - Nova Central

#196 - St. Gabriel's AG, St. Brendan's

Classification: Rural Community/Central Region**

Grades: K,2-6,8-12

Number of Grades: 11

[School FTE PTR : 6.7](#)

[District FTE PTR : 13.0](#)

[Provincial FTE PTR : 13.6](#)

[FTE Teachers](#) *** : 5.0

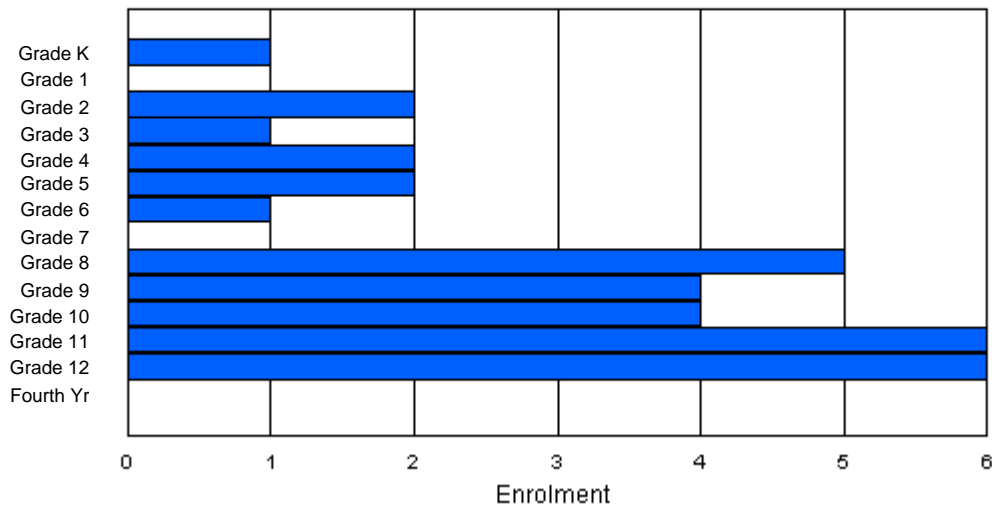
Enrolment By Age and Gender

Gender	Age																Total
	5	6	7	8	9	10	11	12	13	14	15	16	17	18	19	20>	
Male	1	0	1	0	1	2	1	0	1	3	1	4	4	1	0	0	20
Female	0	0	1	1	1	0	0	0	4	1	3	2	1	0	0	0	14
Total	1	0	2	1	2	2	1	0	5	4	4	6	5	1	0	0	34

Enrolment By Grade and Gender

Gender	K	Grade													Total
		1	2	3	4	5	6	7	8	9	10	11	12	4th	
Male	1	0	1	0	1	2	1	0	1	3	1	4	5	0	20
Female	0	0	1	1	1	0	0	0	4	1	3	2	1	0	14
Total	1	0	2	1	2	2	1	0	5	4	4	6	6	0	34

Enrolment By Grade
For 196



* Data from the 2004-2005 AGR(Enrolment/Age as of the last day in Sept./Dec.)

** Newfoundland Statistics Classification System

*** May include itinerant teachers



**School Description Report
2004-05**

District 3 - Nova Central

#201 - J.M. Olds Collegiate, Twillingate

Classification: Rural Community/Central Region**

Grades: 7-12

Number of Grades: 6

[School FTE PTR : 13.4](#)

[District FTE PTR : 13.0](#)

[Provincial FTE PTR : 13.6](#)

[FTE Teachers](#) *** : 16.0

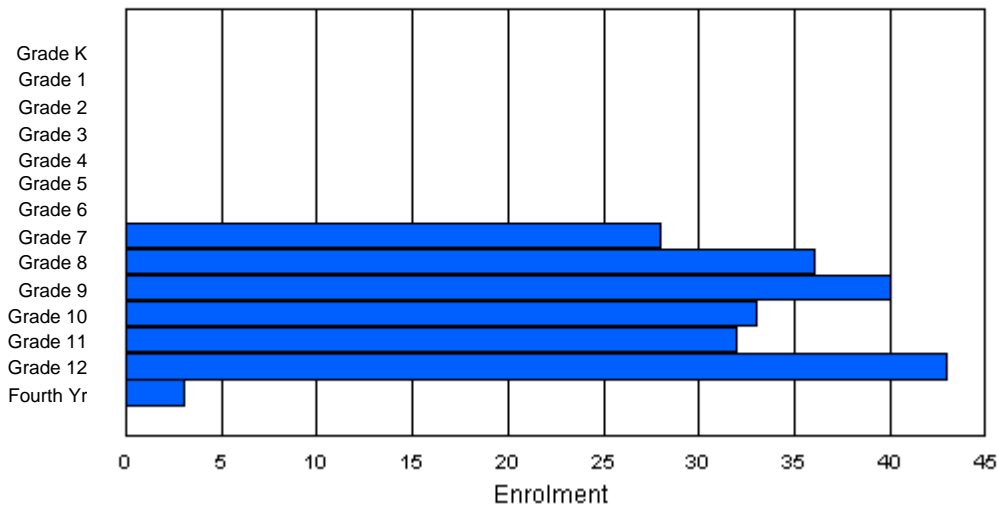
Enrolment By Age and Gender

Gender	Age																Total
	5	6	7	8	9	10	11	12	13	14	15	16	17	18	19	20>	
Male	0	0	0	0	0	0	0	16	18	16	14	20	20	5	0	0	109
Female	0	0	0	0	0	0	0	11	18	21	18	15	22	0	0	1	106
Total	0	0	0	0	0	0	0	27	36	37	32	35	42	5	0	1	215

Enrolment By Grade and Gender

Gender	Grade															Total
	K	1	2	3	4	5	6	7	8	9	10	11	12	4th		
Male	0	0	0	0	0	0	0	17	18	16	17	17	22	2	109	
Female	0	0	0	0	0	0	0	11	18	24	16	15	21	1	106	
Total	0	0	0	0	0	0	0	28	36	40	33	32	43	3	215	

Enrolment By Grade
For 201



* Data from the 2004-2005 AGR(Enrolment/Age as of the last day in Sept./Dec.)

** Newfoundland Statistics Classification System

*** May include itinerant teachers



**School Description Report
2004-05**

District 3 - Nova Central

#202 - Twillingate Island Elementary, Twillingate

Classification: Rural Community/Central Region**

Grades: K-6

Number of Grades: 7

[School FTE PTR : 14.2](#)

[District FTE PTR : 13.0](#)

[Provincial FTE PTR : 13.6](#)

[FTE Teachers](#) *** : 12.5

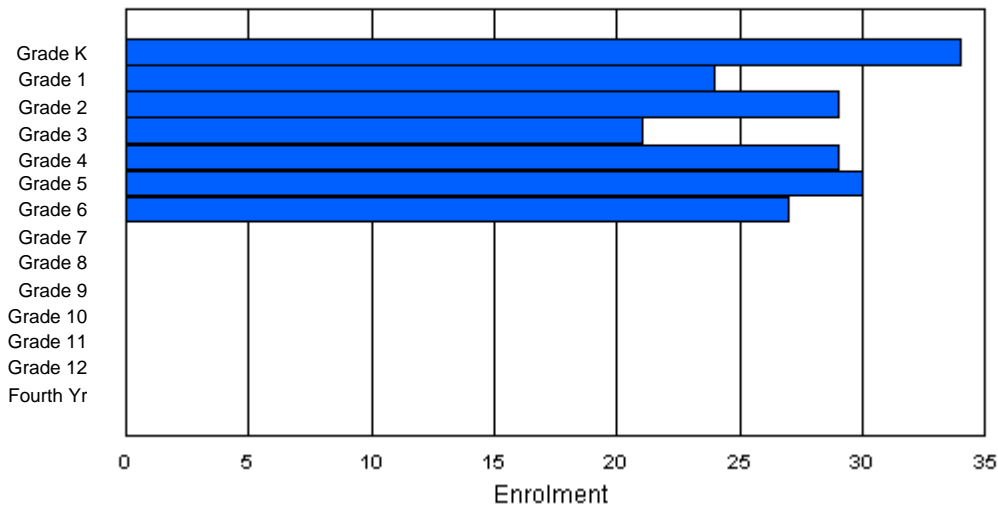
Enrolment By Age and Gender

Gender	Age																Total
	5	6	7	8	9	10	11	12	13	14	15	16	17	18	19	20>	
Male	19	11	11	11	16	16	13	0	0	0	0	0	0	0	0	0	97
Female	15	13	18	10	8	18	15	0	0	0	0	0	0	0	0	0	97
Total	34	24	29	21	24	34	28	0	0	0	0	0	0	0	0	0	194

Enrolment By Grade and Gender

Gender	Grade														Total
	K	1	2	3	4	5	6	7	8	9	10	11	12	4th	
Male	19	11	11	11	20	13	12	0	0	0	0	0	0	0	97
Female	15	13	18	10	9	17	15	0	0	0	0	0	0	0	97
Total	34	24	29	21	29	30	27	0	0	0	0	0	0	0	194

Enrolment By Grade
For 202



* Data from the 2004-2005 AGR(Enrolment/Age as of the last day in Sept./Dec.)

** Newfoundland Statistics Classification System

*** May include itinerant teachers



**School Description Report
2004-05**

District 3 - Nova Central

#204 - Lester Pearson Memorial High, Wesleyville

Classification: Rural Community/Central Region**

Grades: 7-12

Number of Grades: 6

[School FTE PTR : 15.4](#)

[District FTE PTR : 13.0](#)

[Provincial FTE PTR : 13.6](#)

[FTE Teachers](#) *** : 16.5

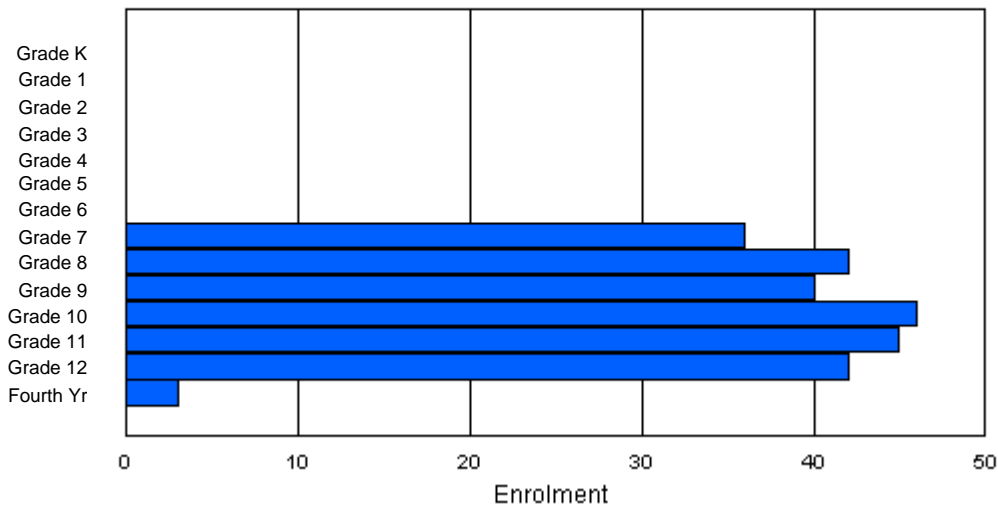
Enrolment By Age and Gender

Gender	Age																Total
	5	6	7	8	9	10	11	12	13	14	15	16	17	18	19	20>	
Male	0	0	0	0	0	0	0	20	24	21	27	22	24	2	2	0	142
Female	0	0	0	0	0	0	0	16	16	20	20	23	17	0	0	0	112
Total	0	0	0	0	0	0	0	36	40	41	47	45	41	2	2	0	254

Enrolment By Grade and Gender

Gender	Grade															Total
	K	1	2	3	4	5	6	7	8	9	10	11	12	4th		
Male	0	0	0	0	0	0	0	20	25	21	26	22	25	3	142	
Female	0	0	0	0	0	0	0	16	17	19	20	23	17	0	112	
Total	0	0	0	0	0	0	0	36	42	40	46	45	42	3	254	

Enrolment By Grade
For 204



* Data from the 2004-2005 AGR(Enrolment/Age as of the last day in Sept./Dec.)

** Newfoundland Statistics Classification System

*** May include itinerant teachers



**School Description Report
2004-05**

District 3 - Nova Central

#205 - Memorial Academy, Wesleyville

Classification: Rural Community/Central Region**

Grades: K-6

Number of Grades: 7

[School FTE PTR : 12.3](#)

[District FTE PTR : 13.0](#)

[Provincial FTE PTR : 13.6](#)

[FTE Teachers](#) *** : 12.0

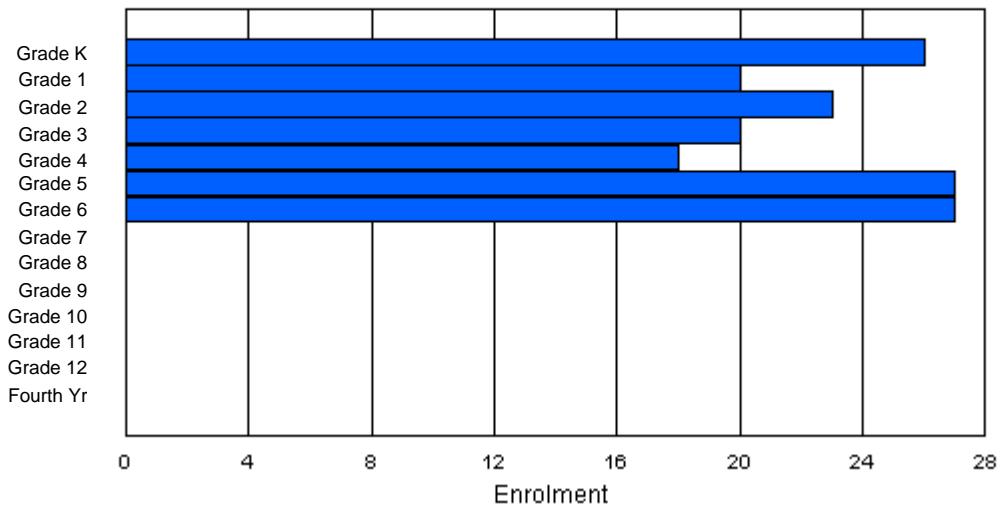
Enrolment By Age and Gender

Gender	Age																Total
	5	6	7	8	9	10	11	12	13	14	15	16	17	18	19	20>	
Male	12	7	12	12	12	14	10	0	0	0	0	0	0	0	0	0	79
Female	14	13	11	8	6	12	18	0	0	0	0	0	0	0	0	0	82
Total	26	20	23	20	18	26	28	0	0	0	0	0	0	0	0	0	161

Enrolment By Grade and Gender

Gender	Grade														Total
	K	1	2	3	4	5	6	7	8	9	10	11	12	4th	
Male	12	7	12	12	12	15	9	0	0	0	0	0	0	0	79
Female	14	13	11	8	6	12	18	0	0	0	0	0	0	0	82
Total	26	20	23	20	18	27	27	0	0	0	0	0	0	0	161

Enrolment By Grade
For 205



* Data from the 2004-2005 AGR(Enrolment/Age as of the last day in Sept./Dec.)

** Newfoundland Statistics Classification System

*** May include itinerant teachers



**School Description Report
2004-05**

District 3 - Nova Central

#206 - Riverwood Academy, Wing's Point

Classification: Rural Community/Central Region**

Grades: K-12

Number of Grades: 13

[School FTE PTR : 13.5](#)

[District FTE PTR : 13.0](#)

[Provincial FTE PTR : 13.6](#)

[FTE Teachers](#) *** : 23.5

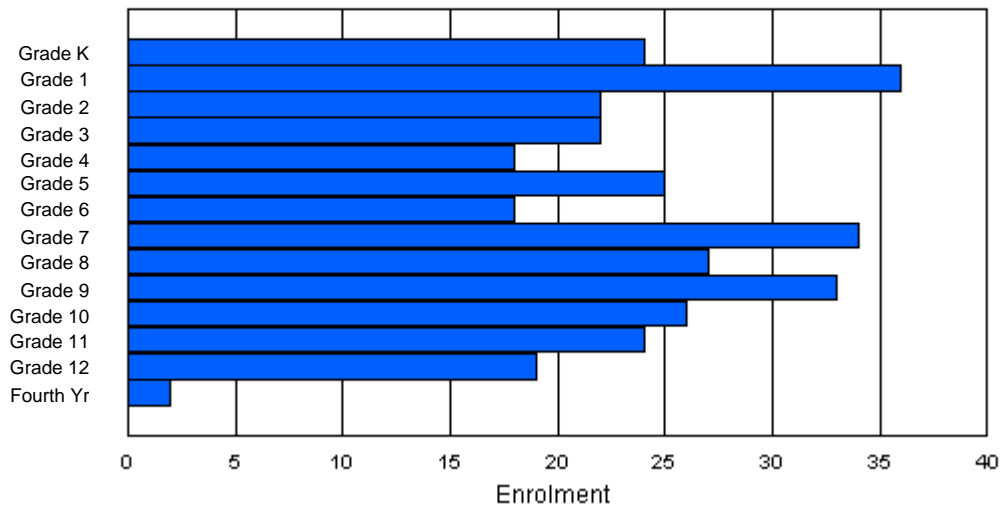
Enrolment By Age and Gender

Gender	Age																Total
	5	6	7	8	9	10	11	12	13	14	15	16	17	18	19	20>	
Male	14	17	9	17	7	11	7	17	18	20	17	10	8	2	0	0	174
Female	9	18	15	4	12	14	10	20	5	13	11	13	12	0	0	0	156
Total	23	35	24	21	19	25	17	37	23	33	28	23	20	2	0	0	330

Enrolment By Grade and Gender

Gender	Grade														Total
	K	1	2	3	4	5	6	7	8	9	10	11	12	4th	
Male	14	17	9	18	6	11	8	15	20	21	15	11	7	2	174
Female	10	19	13	4	12	14	10	19	7	12	11	13	12	0	156
Total	24	36	22	22	18	25	18	34	27	33	26	24	19	2	330

Enrolment By Grade
For 206



* Data from the 2004-2005 AGR(Enrolment/Age as of the last day in Sept./Dec.)

** Newfoundland Statistics Classification System

*** May include itinerant teachers



**School Description Report
2004-05**

District 3 - Nova Central

#398 - Avoca Collegiate, Badger

Classification: Urban Community/Central Region**

Grades: K-8

Number of Grades: 9

[School FTE PTR : 9.9](#)

[District FTE PTR : 13.0](#)

[Provincial FTE PTR : 13.6](#)

[FTE Teachers](#) *** : 5.5

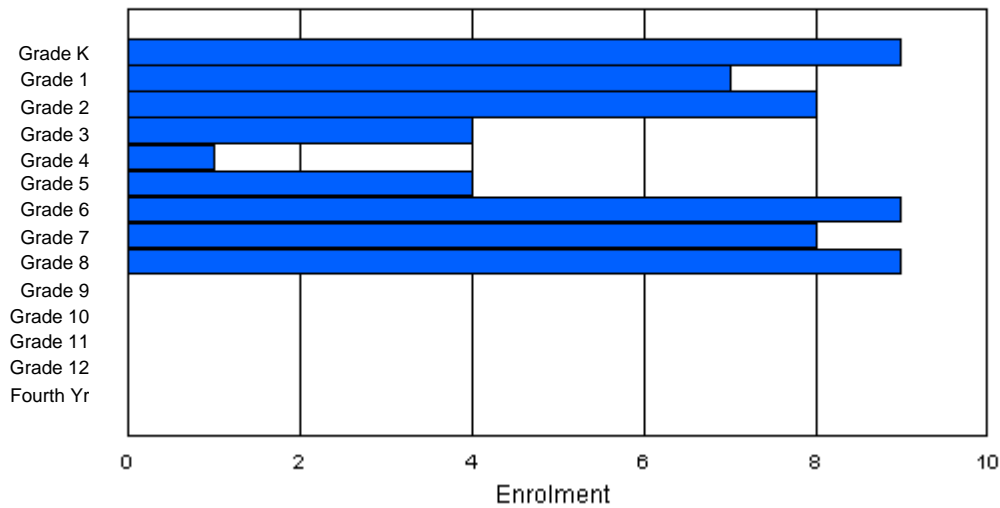
Enrolment By Age and Gender

Gender	Age																Total
	5	6	7	8	9	10	11	12	13	14	15	16	17	18	19	20>	
Male	2	1	5	2	1	1	5	5	3	0	0	0	0	0	0	0	25
Female	7	6	3	2	0	3	4	3	5	1	0	0	0	0	0	0	34
Total	9	7	8	4	1	4	9	8	8	1	0	0	0	0	0	0	59

Enrolment By Grade and Gender

Gender	K	Grade												4th	Total	
		1	2	3	4	5	6	7	8	9	10	11	12			
Male	2	1	5	2	1	1	5	5	3	0	0	0	0	0	0	25
Female	7	6	3	2	0	3	4	3	6	0	0	0	0	0	0	34
Total	9	7	8	4	1	4	9	8	9	0	0	0	0	0	0	59

Enrolment By Grade
For 398



* Data from the 2004-2005 AGR(Enrolment/Age as of the last day in Sept./Dec.)

** Newfoundland Statistics Classification System

*** May include itinerant teachers



**School Description Report
2004-05**

District 3 - Nova Central

#399 - Baie Verte Primary, Baie Verte

Classification: Rural Community/Central Region**

Grades: K-4

Number of Grades: 5

[School FTE PTR : 12.3](#)

[District FTE PTR : 13.0](#)

[Provincial FTE PTR : 13.6](#)

[FTE Teachers](#) *** : 9.8

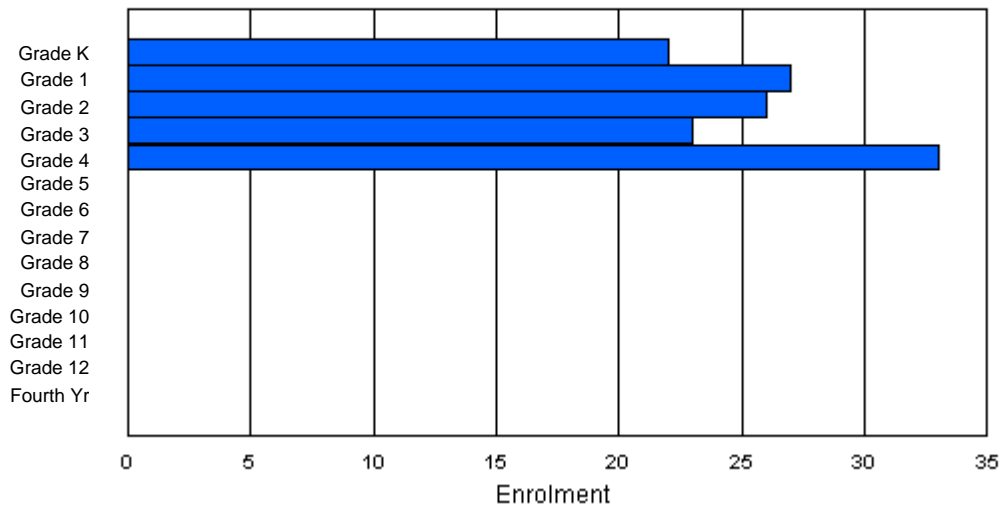
Enrolment By Age and Gender

Gender	Age																Total
	5	6	7	8	9	10	11	12	13	14	15	16	17	18	19	20>	
Male	15	14	15	13	13	0	0	0	0	0	0	0	0	0	0	0	70
Female	7	12	11	11	20	0	0	0	0	0	0	0	0	0	0	0	61
Total	22	26	26	24	33	0	0	0	0	0	0	0	0	0	0	0	131

Enrolment By Grade and Gender

Gender	Grade															Total
	K	1	2	3	4	5	6	7	8	9	10	11	12	4th		
Male	15	15	14	13	13	0	0	0	0	0	0	0	0	0	0	70
Female	7	12	12	10	20	0	0	0	0	0	0	0	0	0	0	61
Total	22	27	26	23	33	0	0	0	0	0	0	0	0	0	0	131

Enrolment By Grade
For 399



* Data from the 2004-2005 AGR(Enrolment/Age as of the last day in Sept./Dec.)

** Newfoundland Statistics Classification System

*** May include itinerant teachers



**School Description Report
2004-05**

District 3 - Nova Central

#400 - Helen Tulk Elementary, Bishop's Falls

Classification: Rural Community/Central Region**

Grades: K-5

Number of Grades: 6

[School FTE PTR : 13.3](#)

[District FTE PTR : 13.0](#)

[Provincial FTE PTR : 13.6](#)

[FTE Teachers](#) *** : 15.5

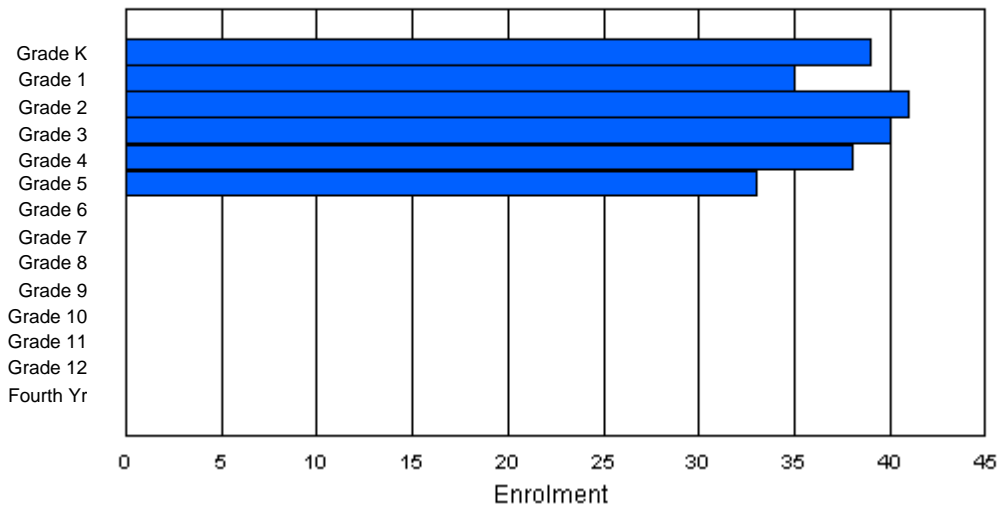
Enrolment By Age and Gender

Gender	Age																Total
	5	6	7	8	9	10	11	12	13	14	15	16	17	18	19	20>	
Male	19	17	19	21	19	16	0	0	0	0	0	0	0	0	0	0	111
Female	20	18	21	20	20	15	1	0	0	0	0	0	0	0	0	0	115
Total	39	35	40	41	39	31	1	0	0	0	0	0	0	0	0	0	226

Enrolment By Grade and Gender

Gender	Grade														Total
	K	1	2	3	4	5	6	7	8	9	10	11	12	4th	
Male	19	17	19	21	18	17	0	0	0	0	0	0	0	0	111
Female	20	18	22	19	20	16	0	0	0	0	0	0	0	0	115
Total	39	35	41	40	38	33	0	0	0	0	0	0	0	0	226

Enrolment By Grade
For 400



* Data from the 2004-2005 AGR(Enrolment/Age as of the last day in Sept./Dec.)

** Newfoundland Statistics Classification System

*** May include itinerant teachers



**School Description Report
2004-05**

District 3 - Nova Central

#402 - Leo Burke Academy, Bishop's Falls

Classification: Rural Community/Central Region**

Grades: 8-12

Number of Grades: 5

[School FTE PTR : 15.2](#)

[District FTE PTR : 13.0](#)

[Provincial FTE PTR : 13.6](#)

[FTE Teachers](#) *** : 18.0

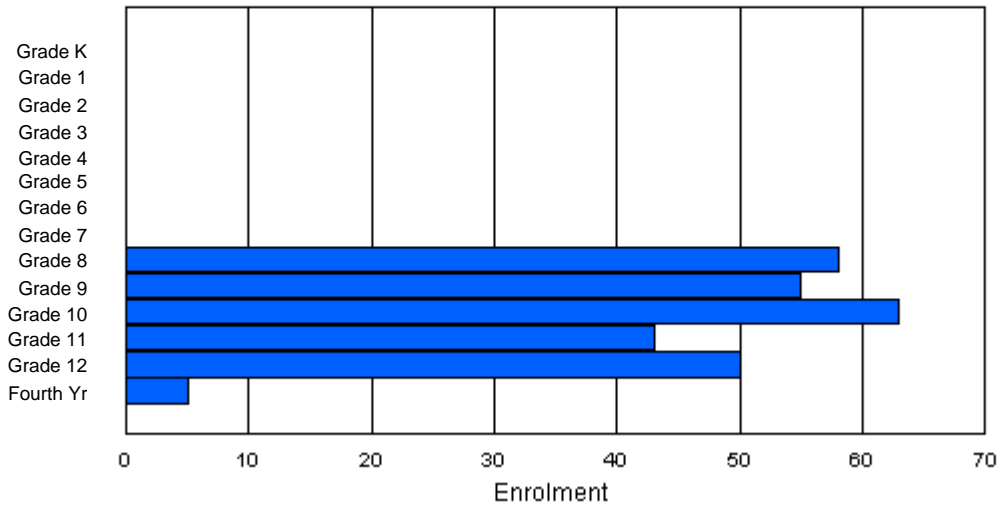
Enrolment By Age and Gender

Gender	Age																Total
	5	6	7	8	9	10	11	12	13	14	15	16	17	18	19	20>	
Male	0	0	0	0	0	0	0	0	34	24	34	20	17	9	1	0	139
Female	0	0	0	0	0	0	0	0	23	31	28	19	28	6	0	0	135
Total	0	0	0	0	0	0	0	0	57	55	62	39	45	15	1	0	274

Enrolment By Grade and Gender

Gender	Grade															Total
	K	1	2	3	4	5	6	7	8	9	10	11	12	4th		
Male	0	0	0	0	0	0	0	0	35	23	35	24	18	4	139	
Female	0	0	0	0	0	0	0	0	23	32	28	19	32	1	135	
Total	0	0	0	0	0	0	0	0	58	55	63	43	50	5	274	

Enrolment By Grade
For 402



* Data from the 2004-2005 AGR(Enrolment/Age as of the last day in Sept./Dec.)

** Newfoundland Statistics Classification System

*** May include itinerant teachers



**School Description Report
2004-05**

District 3 - Nova Central

#403 - Lakeside Academy, Buchans

Classification: Rural Community/Central Region**

Grades: K-12

Number of Grades: 13

[School FTE PTR : 8.3](#)

[District FTE PTR : 13.0](#)

[Provincial FTE PTR : 13.6](#)

[FTE Teachers](#) *** : 11.0

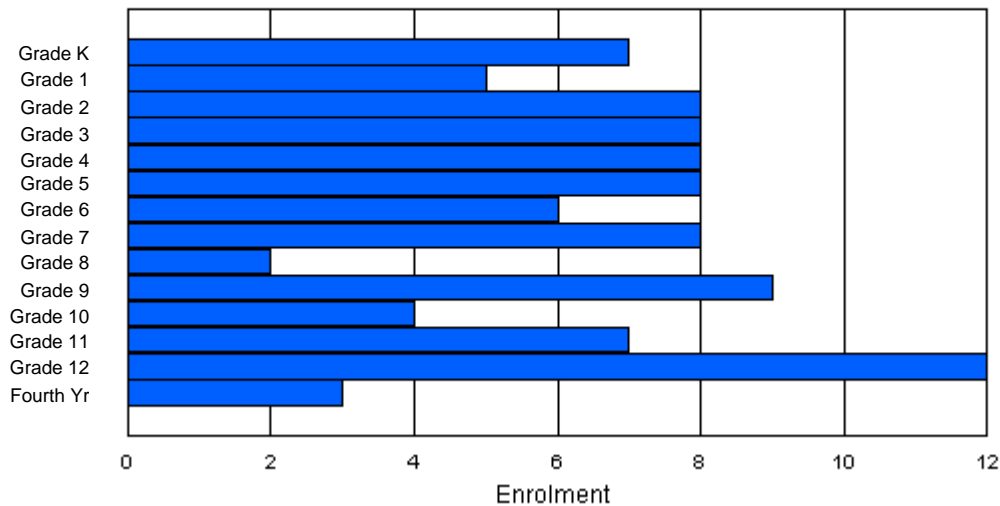
Enrolment By Age and Gender

Gender	Age																	Total
	5	6	7	8	9	10	11	12	13	14	15	16	17	18	19	20>		
Male	5	4	4	4	7	4	2	4	1	4	2	5	6	1	0	0	53	
Female	2	1	4	3	2	4	4	4	1	5	2	2	6	2	0	0	42	
Total	7	5	8	7	9	8	6	8	2	9	4	7	12	3	0	0	95	

Enrolment By Grade and Gender

Gender	K	Grade														Total
		1	2	3	4	5	6	7	8	9	10	11	12	4th		
Male	5	4	4	4	7	4	2	4	1	4	2	5	6	1	53	
Female	2	1	4	4	1	4	4	4	1	5	2	2	6	2	42	
Total	7	5	8	8	8	8	6	8	2	9	4	7	12	3	95	

Enrolment By Grade
For 403



* Data from the 2004-2005 AGR(Enrolment/Age as of the last day in Sept./Dec.)

** Newfoundland Statistics Classification System

*** May include itinerant teachers



**School Description Report
2004-05**

District 3 - Nova Central

#404 - M.W. Jeans Academy, Burlington

Classification: Rural Community/Central Region**

Grades: K-6

Number of Grades: 7

[School FTE PTR : 10.2](#)

[District FTE PTR : 13.0](#)

[Provincial FTE PTR : 13.6](#)

[FTE Teachers](#) *** : 5.0

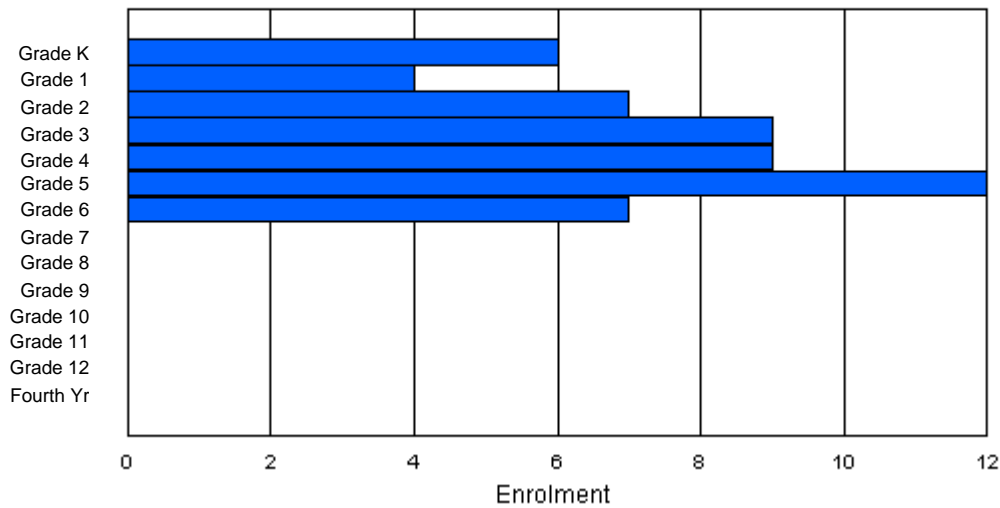
Enrolment By Age and Gender

Gender	Age																Total
	5	6	7	8	9	10	11	12	13	14	15	16	17	18	19	20>	
Male	3	2	3	5	4	6	4	1	0	0	0	0	0	0	0	0	28
Female	3	2	4	4	5	5	3	0	0	0	0	0	0	0	0	0	26
Total	6	4	7	9	9	11	7	1	0	0	0	0	0	0	0	0	54

Enrolment By Grade and Gender

Gender	Grade														Total
	K	1	2	3	4	5	6	7	8	9	10	11	12	4th	
Male	3	2	3	5	4	7	4	0	0	0	0	0	0	0	28
Female	3	2	4	4	5	5	3	0	0	0	0	0	0	0	26
Total	6	4	7	9	9	12	7	0	0	0	0	0	0	0	54

Enrolment By Grade
For 404



* Data from the 2004-2005 AGR(Enrolment/Age as of the last day in Sept./Dec.)

** Newfoundland Statistics Classification System

*** May include itinerant teachers



**School Description Report
2004-05**

District 3 - Nova Central

#405 - Cottrell's Cove Academy, Cottrell's Cove

Classification: Rural Community/Central Region**

Grades: 1-9,11,12

Number of Grades: 11

[School FTE PTR : 8.2](#)

[District FTE PTR : 13.0](#)

[Provincial FTE PTR : 13.6](#)

[FTE Teachers](#) *** : 6.0

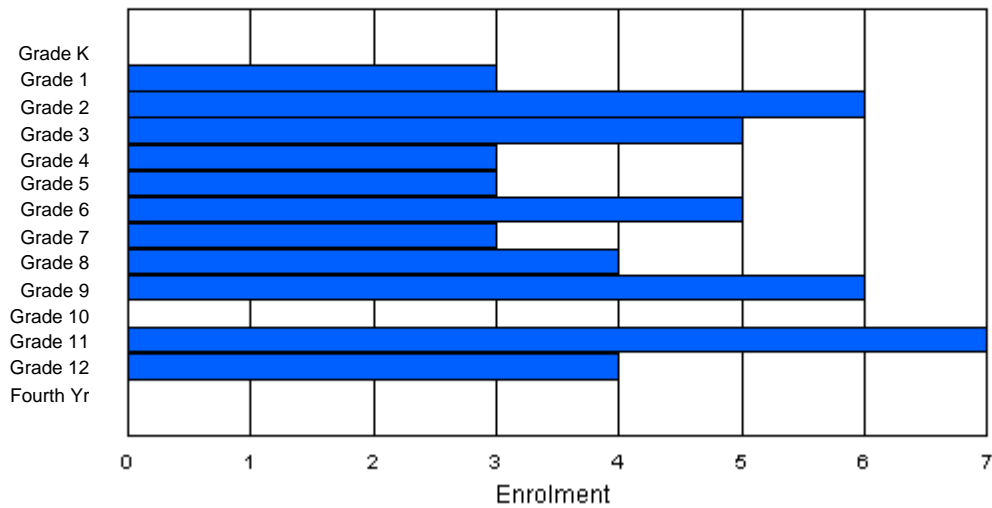
Enrolment By Age and Gender

Gender	Age																Total
	5	6	7	8	9	10	11	12	13	14	15	16	17	18	19	20>	
Male	0	1	2	1	2	2	3	1	4	4	0	5	1	0	0	0	26
Female	0	2	4	4	1	1	2	2	0	2	0	2	3	0	0	0	23
Total	0	3	6	5	3	3	5	3	4	6	0	7	4	0	0	0	49

Enrolment By Grade and Gender

Gender	K	Grade													4th	Total
		1	2	3	4	5	6	7	8	9	10	11	12			
Male	0	1	2	1	2	2	3	1	4	4	0	5	1	0	26	
Female	0	2	4	4	1	1	2	2	0	2	0	2	3	0	23	
Total	0	3	6	5	3	3	5	3	4	6	0	7	4	0	49	

Enrolment By Grade
For 405



* Data from the 2004-2005 AGR(Enrolment/Age as of the last day in Sept./Dec.)

** Newfoundland Statistics Classification System

*** May include itinerant teachers



**School Description Report
2004-05**

District 3 - Nova Central

#406 - Fitzgerald Academy, English Harbour West

Classification: Rural Community/Southern Region**

Grades: K-12

Number of Grades: 13

[School FTE PTR : 11.9](#)

[District FTE PTR : 13.0](#)

[Provincial FTE PTR : 13.6](#)

[FTE Teachers](#) *** : 19.5

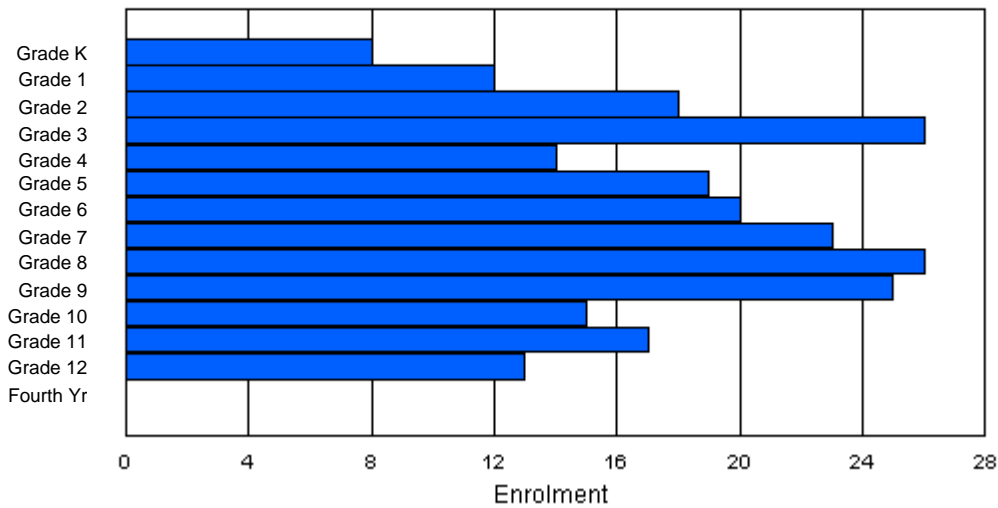
Enrolment By Age and Gender

Gender	Age																Total
	5	6	7	8	9	10	11	12	13	14	15	16	17	18	19	20>	
Male	3	7	6	17	9	12	10	12	13	11	10	9	5	0	0	0	124
Female	3	5	9	13	6	7	7	15	9	11	4	11	10	2	0	0	112
Total	6	12	15	30	15	19	17	27	22	22	14	20	15	2	0	0	236

Enrolment By Grade and Gender

Gender	Grade														Total
	K	1	2	3	4	5	6	7	8	9	10	11	12	4th	
Male	5	7	8	14	8	12	13	9	15	13	9	6	5	0	124
Female	3	5	10	12	6	7	7	14	11	12	6	11	8	0	112
Total	8	12	18	26	14	19	20	23	26	25	15	17	13	0	236

Enrolment By Grade
For 406



* Data from the 2004-2005 AGR(Enrolment/Age as of the last day in Sept./Dec.)

** Newfoundland Statistics Classification System

*** May include itinerant teachers



**School Description Report
2004-05**

District 3 - Nova Central

#407 - Bay d'Espoir Academy, Milltown

Classification: Rural Community/Southern Region**

Grades: K-12

Number of Grades: 13

[School FTE PTR : 13.1](#)

[District FTE PTR : 13.0](#)

[Provincial FTE PTR : 13.6](#)

[FTE Teachers](#) *** : 22.0

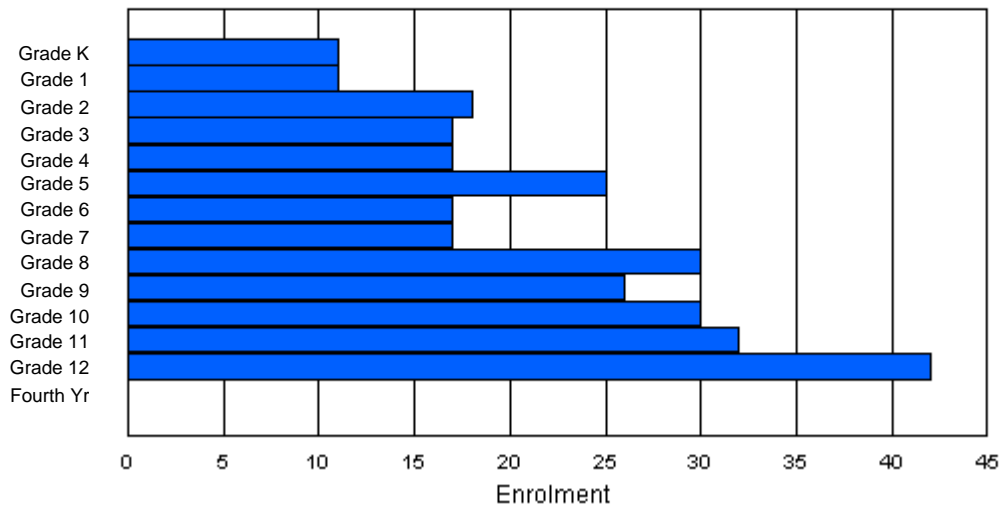
Enrolment By Age and Gender

Gender	Age																Total
	5	6	7	8	9	10	11	12	13	14	15	16	17	18	19	20>	
Male	7	4	10	11	9	13	6	12	15	9	20	15	17	2	0	0	150
Female	4	7	8	6	8	12	10	6	14	15	12	17	22	2	0	0	143
Total	11	11	18	17	17	25	16	18	29	24	32	32	39	4	0	0	293

Enrolment By Grade and Gender

Gender	K	Grade													4th	Total
		1	2	3	4	5	6	7	8	9	10	11	12			
Male	7	4	10	11	9	13	7	11	15	12	18	14	19	0	150	
Female	4	7	8	6	8	12	10	6	15	14	12	18	23	0	143	
Total	11	11	18	17	17	25	17	17	30	26	30	32	42	0	293	

Enrolment By Grade
For 407



* Data from the 2004-2005 AGR(Enrolment/Age as of the last day in Sept./Dec.)

** Newfoundland Statistics Classification System

*** May include itinerant teachers



**School Description Report
2004-05**

District 3 - Nova Central

#408 - Deckwood Elementary, Woodstock

Classification: Rural Community/Central Region**

Grades: K-6

Number of Grades: 7

[School FTE PTR : 8.6](#)

[District FTE PTR : 13.0](#)

[Provincial FTE PTR : 13.6](#)

[FTE Teachers](#) *** : 4.0

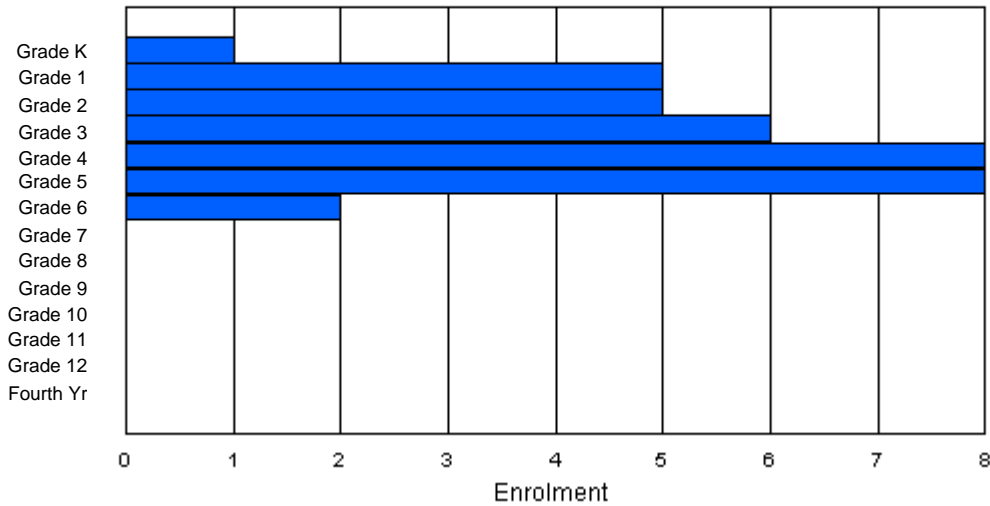
Enrolment By Age and Gender

Gender	Age																Total
	5	6	7	8	9	10	11	12	13	14	15	16	17	18	19	20>	
Male	1	3	4	3	3	3	1	0	0	0	0	0	0	0	0	0	18
Female	0	2	1	3	5	5	1	0	0	0	0	0	0	0	0	0	17
Total	1	5	5	6	8	8	2	0	0	0	0	0	0	0	0	0	35

Enrolment By Grade and Gender

Gender	K	Grade													4th	Total	
		1	2	3	4	5	6	7	8	9	10	11	12				
Male	1	3	4	3	3	3	1	0	0	0	0	0	0	0	0	0	18
Female	0	2	1	3	5	5	1	0	0	0	0	0	0	0	0	0	17
Total	1	5	5	6	8	8	2	0	0	0	0	0	0	0	0	0	35

Enrolment By Grade
For 408



* Data from the 2004-2005 AGR(Enrolment/Age as of the last day in Sept./Dec.)

** Newfoundland Statistics Classification System

*** May include itinerant teachers



**School Description Report
2004-05**

District 3 - Nova Central

#409 - Indian River Middle School, Springdale

Classification: Rural Community/Central Region**

Grades: 4-8

Number of Grades: 5

[School FTE PTR : 13.5](#)

[District FTE PTR : 13.0](#)

[Provincial FTE PTR : 13.6](#)

[FTE Teachers](#) *** : 15.8

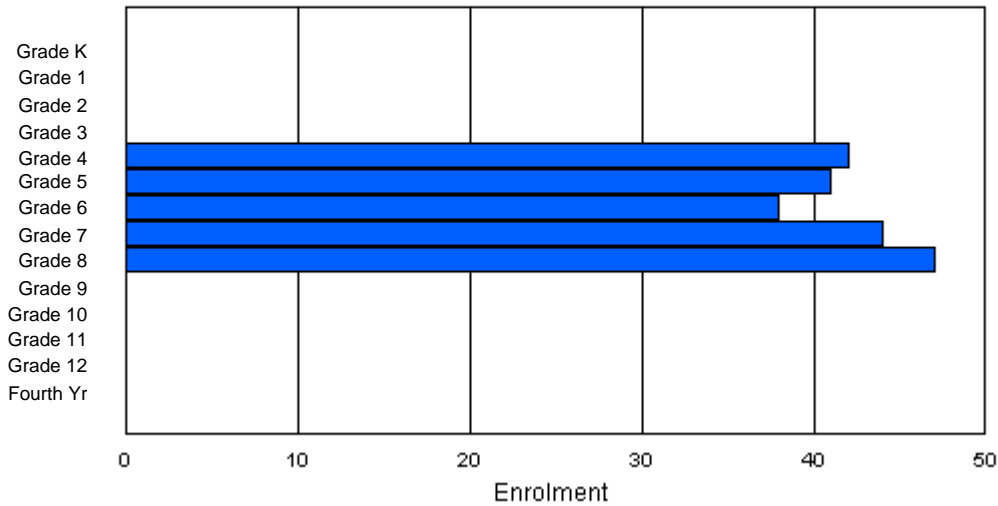
Enrolment By Age and Gender

Gender	Age																Total
	5	6	7	8	9	10	11	12	13	14	15	16	17	18	19	20>	
Male	0	0	0	0	20	17	12	23	22	5	0	1	0	0	0	0	100
Female	0	0	0	0	18	28	25	18	21	2	0	0	0	0	0	0	112
Total	0	0	0	0	38	45	37	41	43	7	0	1	0	0	0	0	212

Enrolment By Grade and Gender

Gender	Grade															Total
	K	1	2	3	4	5	6	7	8	9	10	11	12	4th		
Male	0	0	0	0	22	17	11	24	26	0	0	0	0	0	0	100
Female	0	0	0	0	20	24	27	20	21	0	0	0	0	0	0	112
Total	0	0	0	0	42	41	38	44	47	0	0	0	0	0	0	212

Enrolment By Grade
For 409



* Data from the 2004-2005 AGR(Enrolment/Age as of the last day in Sept./Dec.)

** Newfoundland Statistics Classification System

*** May include itinerant teachers



**School Description Report
2004-05**

District 3 - Nova Central

#411 - Indian River Primary, Springdale

Classification: Rural Community/Central Region**

Grades: K-3

Number of Grades: 4

[School FTE PTR : 11.4](#)

[District FTE PTR : 13.0](#)

[Provincial FTE PTR : 13.6](#)

[FTE Teachers](#) *** : 10.0

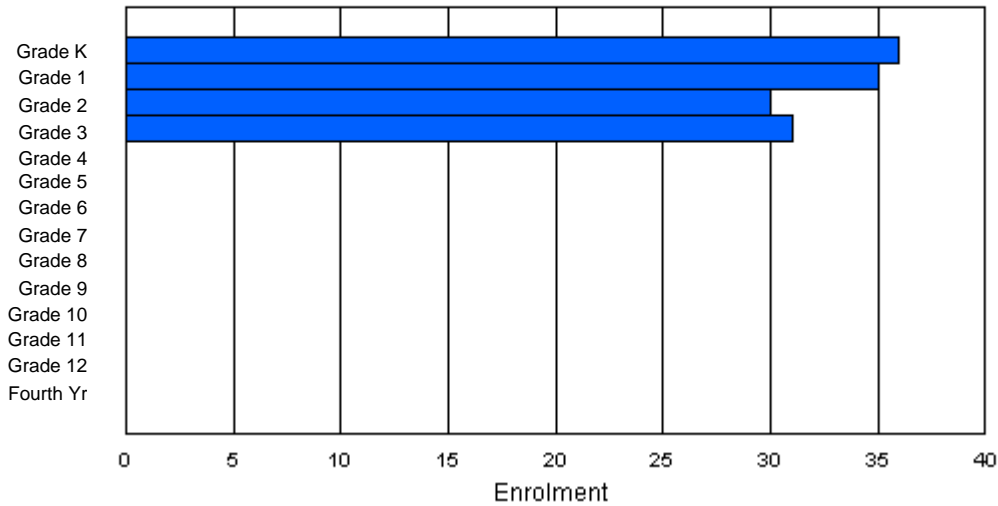
Enrolment By Age and Gender

Gender	Age																Total
	5	6	7	8	9	10	11	12	13	14	15	16	17	18	19	20>	
Male	23	19	13	16	1	0	0	0	0	0	0	0	0	0	0	0	72
Female	12	16	17	15	0	0	0	0	0	0	0	0	0	0	0	0	60
Total	35	35	30	31	1	0	0	0	0	0	0	0	0	0	0	132	

Enrolment By Grade and Gender

Gender	Grade														Total
	K	1	2	3	4	5	6	7	8	9	10	11	12	4th	
Male	24	18	14	16	0	0	0	0	0	0	0	0	0	0	72
Female	12	17	16	15	0	0	0	0	0	0	0	0	0	0	60
Total	36	35	30	31	0	0	0	0	0	0	0	0	0	0	132

Enrolment By Grade
For 411



* Data from the 2004-2005 AGR(Enrolment/Age as of the last day in Sept./Dec.)

** Newfoundland Statistics Classification System

*** May include itinerant teachers



**School Description Report
2004-05**

District 3 - Nova Central

#413 - Holy Cross School Complex, Eastport

Classification: Rural Community/Central Region**

Grades: K-12

Number of Grades: 13

[School FTE PTR : 12.3](#)

[District FTE PTR : 13.0](#)

[Provincial FTE PTR : 13.6](#)

[FTE Teachers](#) *** : 14.0

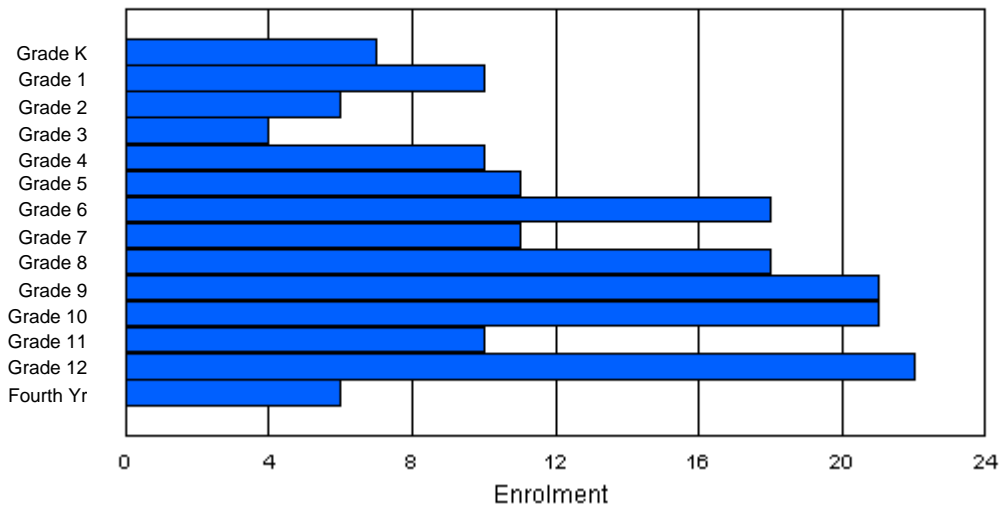
Enrolment By Age and Gender

Gender	Age																Total
	5	6	7	8	9	10	11	12	13	14	15	16	17	18	19	20>	
Male	1	3	2	3	3	6	9	4	9	16	8	11	11	4	0	0	90
Female	6	6	5	1	5	7	8	6	9	5	10	3	11	2	1	0	85
Total	7	9	7	4	8	13	17	10	18	21	18	14	22	6	1	0	175

Enrolment By Grade and Gender

Gender	K	Grade													4th	Total
		1	2	3	4	5	6	7	8	9	10	11	12			
Male	1	3	2	3	5	4	11	4	9	16	11	7	11	3	90	
Female	6	7	4	1	5	7	7	7	9	5	10	3	11	3	85	
Total	7	10	6	4	10	11	18	11	18	21	21	10	22	6	175	

Enrolment By Grade
For 413



* Data from the 2004-2005 AGR(Enrolment/Age as of the last day in Sept./Dec.)

** Newfoundland Statistics Classification System

*** May include itinerant teachers



School Description Report 2004-05

District 3 - Nova Central

#414 - Fogo Island Central Academy, Fogo Island

Classification: Rural Community/Central Region**

Grades: K-12

Number of Grades: 13

[School FTE PTR : 13.6](#)

[District FTE PTR : 13.0](#)

[Provincial FTE PTR : 13.6](#)

[FTE Teachers](#) *** : 28.0

Enrolment By Age and Gender

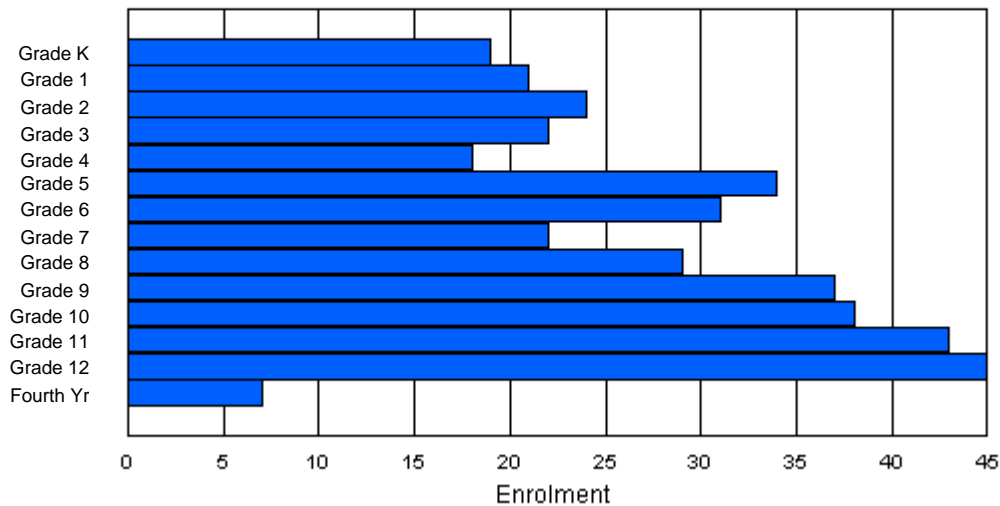
Gender	Age																	Total
	5	6	7	8	9	10	11	12	13	14	15	16	17	18	19	20>		
Male	10	9	9	8	9	18	17	12	16	19	12	19	22	4	0	0	184	
Female	9	12	15	14	8	15	15	10	13	18	25	26	20	6	0	0	206	
Total	19	21	24	22	17	33	32	22	29	37	37	45	42	10	0	0	390	

Enrolment By Grade and Gender

Gender	Grade															Total
	K	1	2	3	4	5	6	7	8	9	10	11	12	4th		
Male	10	9	9	8	10	19	16	12	16	19	11	19	23	3	184	
Female	9	12	15	14	8	15	15	10	13	18	27	24	22	4	206	
Total	19	21	24	22	18	34	31	22	29	37	38	43	45	7	390	

Enrolment By Grade

For 414



* Data from the 2004-2005 AGR(Enrolment/Age as of the last day in Sept./Dec.)

** Newfoundland Statistics Classification System

*** May include itinerant teachers



**School Description Report
2004-05**

District 3 - Nova Central

#416 - Smallwood Academy, Gambo

Classification: Rural Community/Central Region**

Grades: K-12

Number of Grades: 13

[School FTE PTR : 12.9](#)

[District FTE PTR : 13.0](#)

[Provincial FTE PTR : 13.6](#)

[FTE Teachers](#) *** : 27.8

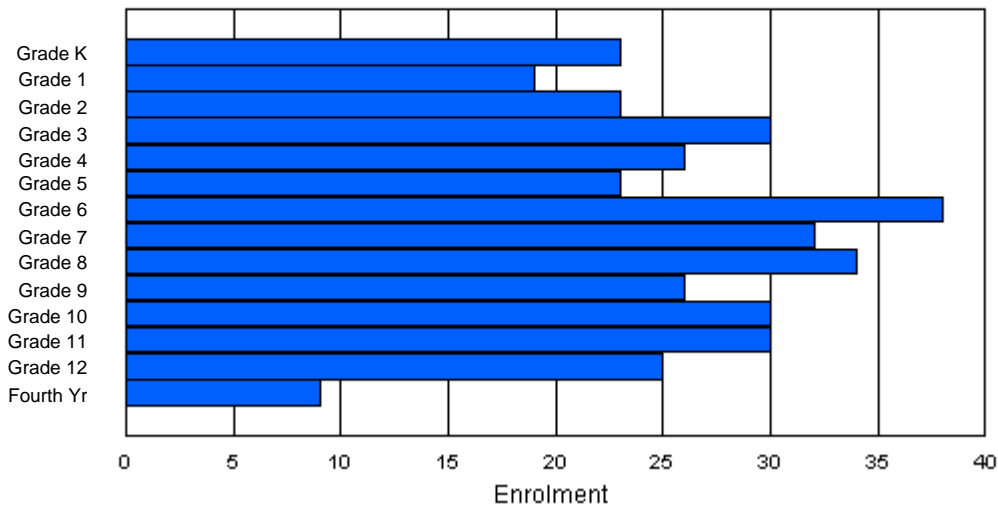
Enrolment By Age and Gender

Gender	Age																Total
	5	6	7	8	9	10	11	12	13	14	15	16	17	18	19	20>	
Male	9	9	13	10	14	13	14	13	18	13	11	19	19	4	2	0	181
Female	14	10	10	19	12	12	22	19	14	15	17	10	9	4	0	0	187
Total	23	19	23	29	26	25	36	32	32	28	28	29	28	8	2	0	368

Enrolment By Grade and Gender

Gender	Grade														Total
	K	1	2	3	4	5	6	7	8	9	10	11	12	4th	
Male	9	9	13	11	14	12	15	13	20	12	12	20	16	5	181
Female	14	10	10	19	12	11	23	19	14	14	18	10	9	4	187
Total	23	19	23	30	26	23	38	32	34	26	30	30	25	9	368

Enrolment By Grade
For 416



* Data from the 2004-2005 AGR(Enrolment/Age as of the last day in Sept./Dec.)

** Newfoundland Statistics Classification System

*** May include itinerant teachers



**School Description Report
2004-05**

District 3 - Nova Central

#417 - Gander Academy, Gander

Classification: Urban Community/Central Region**

Grades: K-6

Number of Grades: 7

[School FTE PTR : 15.9](#)

[District FTE PTR : 13.0](#)

[Provincial FTE PTR : 13.6](#)

[FTE Teachers](#) *** : 48.0

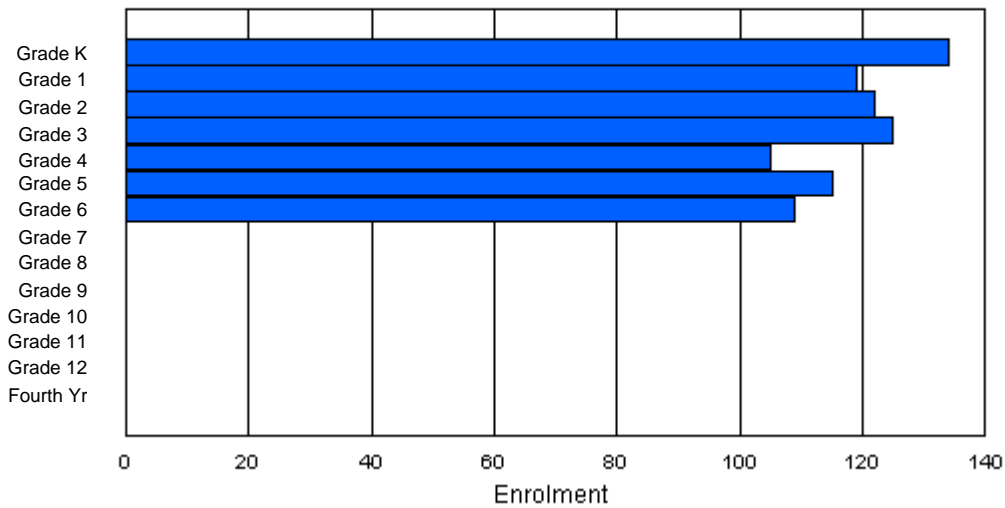
Enrolment By Age and Gender

Gender	Age																Total
	5	6	7	8	9	10	11	12	13	14	15	16	17	18	19	20>	
Male	55	59	48	61	55	62	41	2	0	0	0	0	0	0	0	0	383
Female	77	61	68	67	56	50	65	2	0	0	0	0	0	0	0	0	446
Total	132	120	116	128	111	112	106	4	0	0	0	0	0	0	0	0	829

Enrolment By Grade and Gender

Gender	Grade														Total
	K	1	2	3	4	5	6	7	8	9	10	11	12	4th	
Male	56	58	50	60	53	62	44	0	0	0	0	0	0	0	383
Female	78	61	72	65	52	53	65	0	0	0	0	0	0	0	446
Total	134	119	122	125	105	115	109	0	0	0	0	0	0	0	829

Enrolment By Grade
For 417



* Data from the 2004-2005 AGR(Enrolment/Age as of the last day in Sept./Dec.)

** Newfoundland Statistics Classification System

*** May include itinerant teachers



**School Description Report
2004-05**

District 3 - Nova Central

#418 - Gander Collegiate, Gander

Classification: Urban Community/Central Region**

Grades: 10-12

Number of Grades: 3

[School FTE PTR : 18.1](#)

[District FTE PTR : 13.0](#)

[Provincial FTE PTR : 13.6](#)

[FTE Teachers](#) *** : 20.5

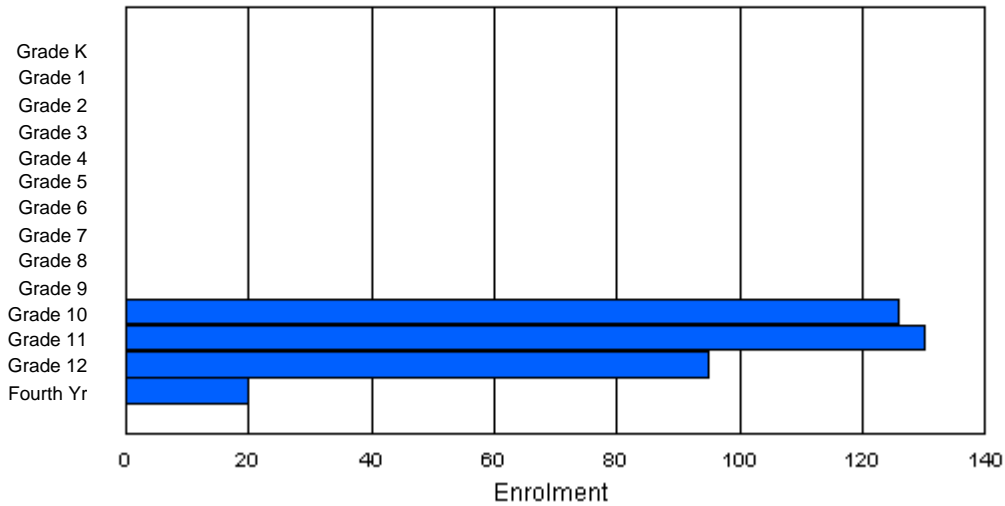
Enrolment By Age and Gender

Gender	Age																	Total
	5	6	7	8	9	10	11	12	13	14	15	16	17	18	19	20>		
Male	0	0	0	0	0	0	0	0	0	0	73	59	47	14	3	1	197	
Female	0	0	0	0	0	0	0	0	0	0	50	66	49	7	0	2	174	
Total	0	0	0	0	0	0	0	0	0	0	123	125	96	21	3	3	371	

Enrolment By Grade and Gender

Gender	Grade															Total
	K	1	2	3	4	5	6	7	8	9	10	11	12	4th		
Male	0	0	0	0	0	0	0	0	0	0	73	63	48	13	197	
Female	0	0	0	0	0	0	0	0	0	0	53	67	47	7	174	
Total	0	0	0	0	0	0	0	0	0	0	126	130	95	20	371	

Enrolment By Grade
For 418



* Data from the 2004-2005 AGR(Enrolment/Age as of the last day in Sept./Dec.)

** Newfoundland Statistics Classification System

*** May include itinerant teachers



**School Description Report
2004-05**

District 3 - Nova Central

#420 - St. Paul's Intermediate School, Gander

Classification: Urban Community/Central Region**

Grades: 7-9

Number of Grades: 3

[School FTE PTR : 15.2](#)

[District FTE PTR : 13.0](#)

[Provincial FTE PTR : 13.6](#)

[FTE Teachers](#) *** : 26.0

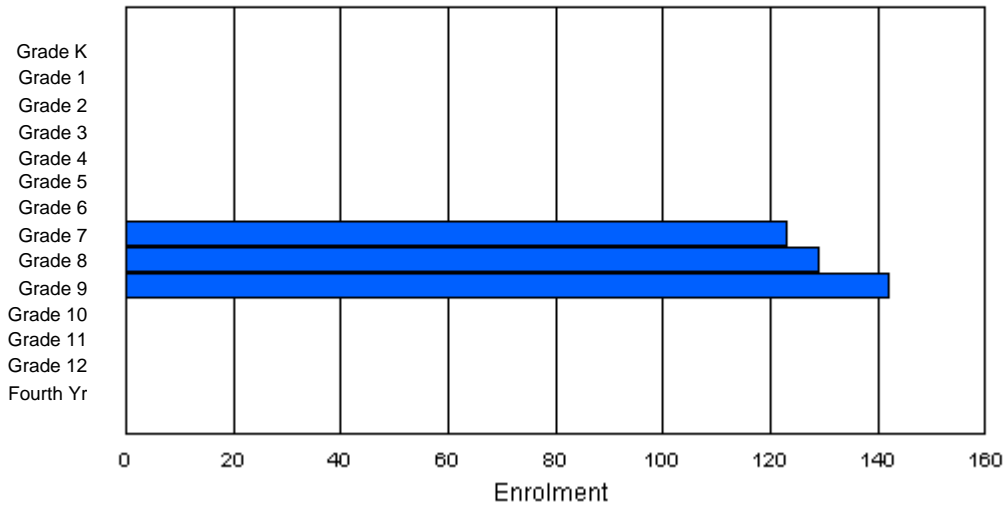
Enrolment By Age and Gender

Gender	Age																Total
	5	6	7	8	9	10	11	12	13	14	15	16	17	18	19	20>	
Male	0	0	0	0	0	0	0	68	76	70	4	0	0	0	0	0	218
Female	0	0	0	0	0	0	0	51	57	67	1	0	0	0	0	0	176
Total	0	0	0	0	0	0	0	119	133	137	5	0	0	0	0	0	394

Enrolment By Grade and Gender

Gender	Grade															Total
	K	1	2	3	4	5	6	7	8	9	10	11	12	4th		
Male	0	0	0	0	0	0	0	71	73	74	0	0	0	0	218	
Female	0	0	0	0	0	0	0	52	56	68	0	0	0	0	176	
Total	0	0	0	0	0	0	0	123	129	142	0	0	0	0	394	

Enrolment By Grade
For 420



* Data from the 2004-2005 AGR(Enrolment/Age as of the last day in Sept./Dec.)

** Newfoundland Statistics Classification System

*** May include itinerant teachers



**School Description Report
2004-05**

District 3 - Nova Central

#421 - Lakewood Academy, Glenwood

Classification: Urban Community/Central Region**

Grades: K-12

Number of Grades: 13

[School FTE PTR : 11.8](#)

[District FTE PTR : 13.0](#)

[Provincial FTE PTR : 13.6](#)

[FTE Teachers](#) *** : 17.0

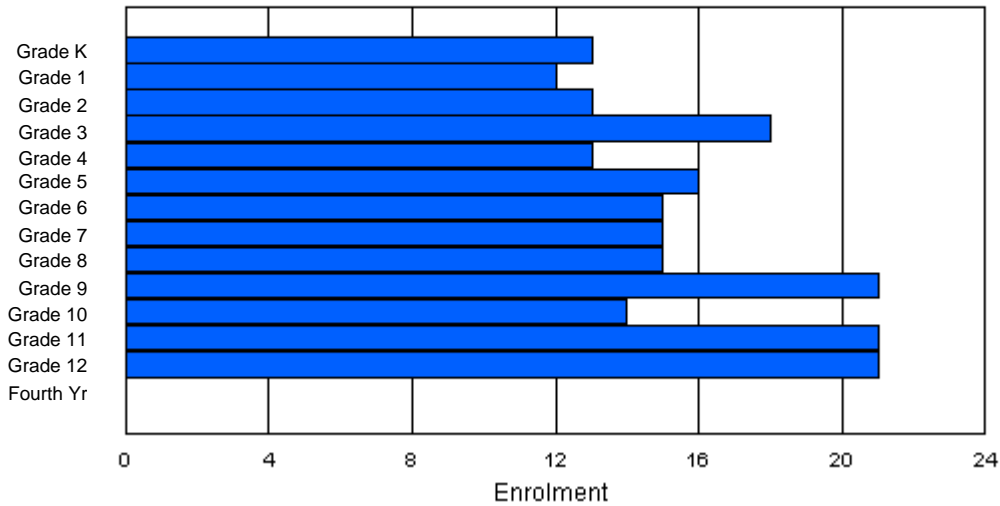
Enrolment By Age and Gender

Gender	Age																Total
	5	6	7	8	9	10	11	12	13	14	15	16	17	18	19	20>	
Male	7	7	4	11	7	13	8	9	9	10	5	11	10	0	1	0	112
Female	6	5	9	6	7	3	5	6	7	10	8	11	11	1	0	0	95
Total	13	12	13	17	14	16	13	15	16	20	13	22	21	1	1	0	207

Enrolment By Grade and Gender

Gender	K	Grade													4th	Total
		1	2	3	4	5	6	7	8	9	10	11	12			
Male	7	7	4	12	6	13	9	9	9	11	5	10	10	0	112	
Female	6	5	9	6	7	3	6	6	6	10	9	11	11	0	95	
Total	13	12	13	18	13	16	15	15	15	21	14	21	21	0	207	

Enrolment By Grade
For 421



* Data from the 2004-2005 AGR(Enrolment/Age as of the last day in Sept./Dec.)

** Newfoundland Statistics Classification System

*** May include itinerant teachers



**School Description Report
2004-05**

District 3 - Nova Central

#422 - Glovertown Academy, Glovertown

Classification: Rural Community/Central Region**

Grades: K-12

Number of Grades: 13

[School FTE PTR : 14.3](#)

[District FTE PTR : 13.0](#)

[Provincial FTE PTR : 13.6](#)

[FTE Teachers](#) *** : 29.0

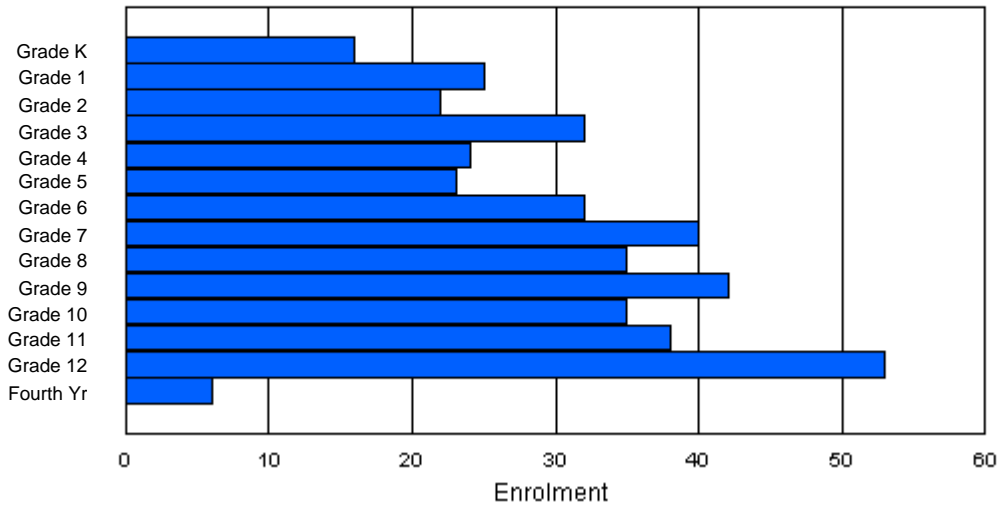
Enrolment By Age and Gender

Gender	Age																Total
	5	6	7	8	9	10	11	12	13	14	15	16	17	18	19	20>	
Male	7	12	7	16	11	16	12	23	15	22	15	17	28	6	1	0	208
Female	7	15	15	15	14	7	20	16	20	19	17	20	21	6	2	1	215
Total	14	27	22	31	25	23	32	39	35	41	32	37	49	12	3	1	423

Enrolment By Grade and Gender

Gender	Grade															Total
	K	1	2	3	4	5	6	7	8	9	10	11	12	4th		
Male	9	10	8	15	11	16	12	24	14	23	15	21	28	2	208	
Female	7	15	14	17	13	7	20	16	21	19	20	17	25	4	215	
Total	16	25	22	32	24	23	32	40	35	42	35	38	53	6	423	

Enrolment By Grade
For 422



* Data from the 2004-2005 AGR(Enrolment/Age as of the last day in Sept./Dec.)

** Newfoundland Statistics Classification System

*** May include itinerant teachers



**School Description Report
2004-05**

District 3 - Nova Central

#425 - Lewisporte Middle School, Lewisporte

Classification: Rural Community/Central Region**

Grades: 5-9

Number of Grades: 5

[School FTE PTR : 13.5](#)

[District FTE PTR : 13.0](#)

[Provincial FTE PTR : 13.6](#)

[FTE Teachers](#) *** : 20.0

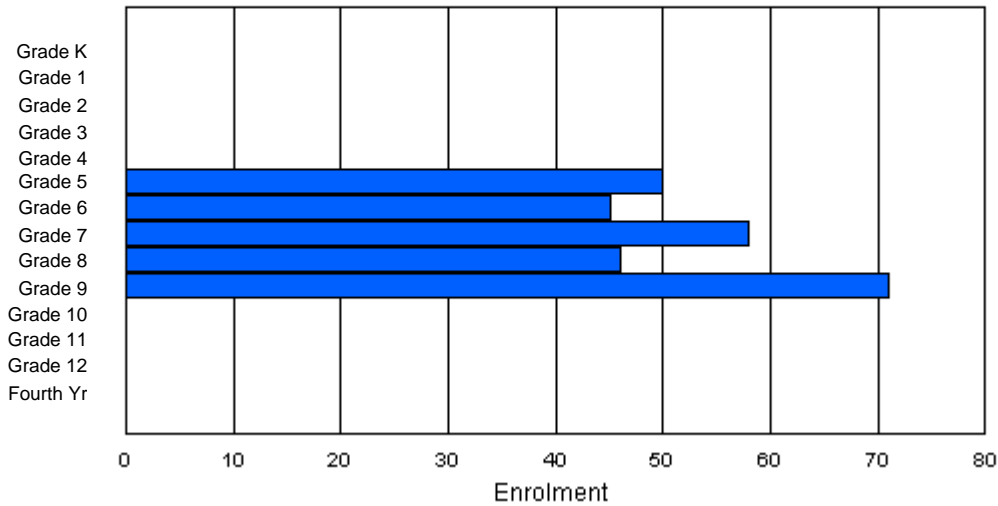
Enrolment By Age and Gender

Gender	Age																Total
	5	6	7	8	9	10	11	12	13	14	15	16	17	18	19	20>	
Male	0	0	0	0	0	24	28	29	21	36	2	0	0	1	1	0	142
Female	0	0	0	0	0	24	18	28	25	33	0	0	0	0	0	0	128
Total	0	0	0	0	0	48	46	57	46	69	2	0	0	1	1	0	270

Enrolment By Grade and Gender

Gender	Grade														Total
	K	1	2	3	4	5	6	7	8	9	10	11	12	4th	
Male	0	0	0	0	0	26	26	30	21	39	0	0	0	0	142
Female	0	0	0	0	0	24	19	28	25	32	0	0	0	0	128
Total	0	0	0	0	0	50	45	58	46	71	0	0	0	0	270

Enrolment By Grade
For 425



* Data from the 2004-2005 AGR(Enrolment/Age as of the last day in Sept./Dec.)

** Newfoundland Statistics Classification System

*** May include itinerant teachers



School Description Report 2004-05

District 3 - Nova Central

#426 - Hillview Academy, Norris Arm

Classification: Rural Community/Central Region**

Grades: K-9

Number of Grades: 10

[School FTE PTR : 10.7](#)

[District FTE PTR : 13.0](#)

[Provincial FTE PTR : 13.6](#)

[FTE Teachers](#) *** : 10.0

Enrolment By Age and Gender

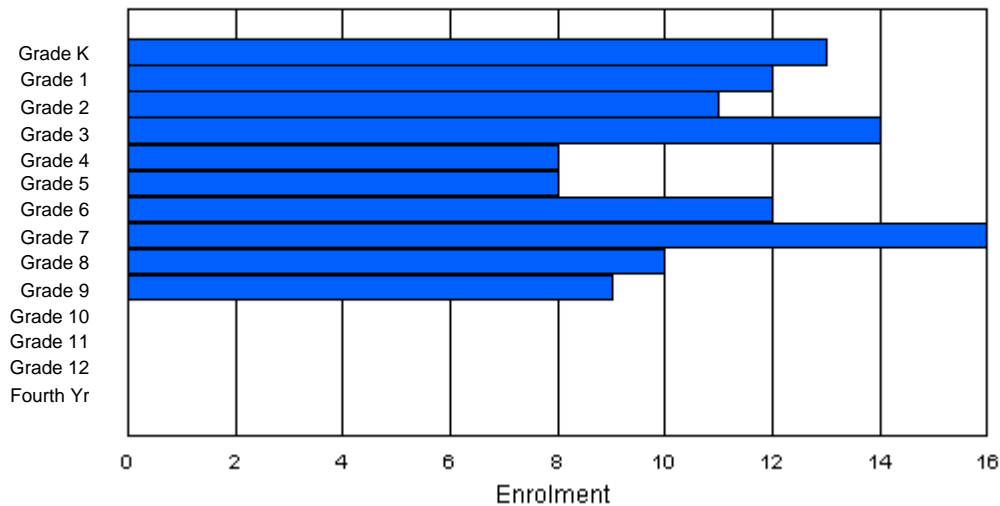
Gender	Age																Total
	5	6	7	8	9	10	11	12	13	14	15	16	17	18	19	20>	
Male	6	7	5	8	6	3	5	6	6	5	0	0	0	0	0	0	57
Female	7	5	6	6	2	5	7	9	4	5	0	0	0	0	0	0	56
Total	13	12	11	14	8	8	12	15	10	10	0	0	0	0	0	0	113

Enrolment By Grade and Gender

Gender	Grade															Total
	K	1	2	3	4	5	6	7	8	9	10	11	12	4th		
Male	6	7	5	8	6	3	5	6	7	4	0	0	0	0	57	
Female	7	5	6	6	2	5	7	10	3	5	0	0	0	0	56	
Total	13	12	11	14	8	8	12	16	10	9	0	0	0	0	113	

Enrolment By Grade

For 426



* Data from the 2004-2005 AGR(Enrolment/Age as of the last day in Sept./Dec.)

** Newfoundland Statistics Classification System

*** May include itinerant teachers



**School Description Report
2004-05**

District 3 - Nova Central

#478 - New World Island Academy, Virgin Arm

Classification: Rural Community/Central Region**

Grades: K-12

Number of Grades: 13

[School FTE PTR : 14.6](#)

[District FTE PTR : 13.0](#)

[Provincial FTE PTR : 13.6](#)

[FTE Teachers](#) *** : 37.0

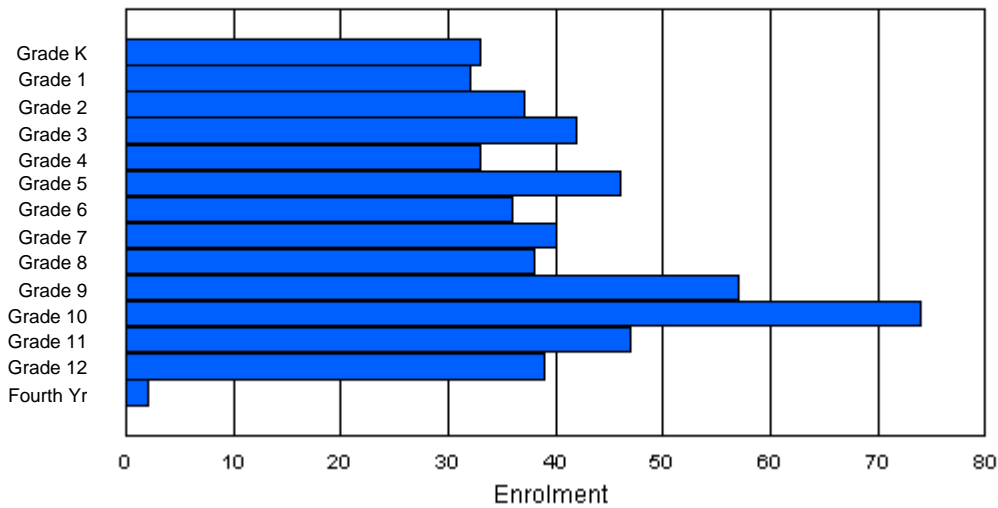
Enrolment By Age and Gender

Gender	Age																Total
	5	6	7	8	9	10	11	12	13	14	15	16	17	18	19	20>	
Male	19	17	21	22	15	28	16	22	21	32	40	27	20	3	0	0	303
Female	14	15	15	21	17	19	19	18	13	23	27	26	22	4	0	0	253
Total	33	32	36	43	32	47	35	40	34	55	67	53	42	7	0	0	556

Enrolment By Grade and Gender

Gender	Grade														Total
	K	1	2	3	4	5	6	7	8	9	10	11	12	4th	
Male	19	17	22	21	15	28	17	22	24	34	43	24	15	2	303
Female	14	15	15	21	18	18	19	18	14	23	31	23	24	0	253
Total	33	32	37	42	33	46	36	40	38	57	74	47	39	2	556

Enrolment By Grade
For 478



* Data from the 2004-2005 AGR(Enrolment/Age as of the last day in Sept./Dec.)

** Newfoundland Statistics Classification System

*** May include itinerant teachers



**School Description Report
2004-05**

District 4 - Eastern

#209 - Pearce Junior High, Salt Pond

Classification: Rural Community/Southern Region**

Grades: 8-9

Number of Grades: 2

[School FTE PTR : 14.7](#)

[District FTE PTR : 14.6](#)

[Provincial FTE PTR : 13.6](#)

[FTE Teachers](#) *** : 20.0

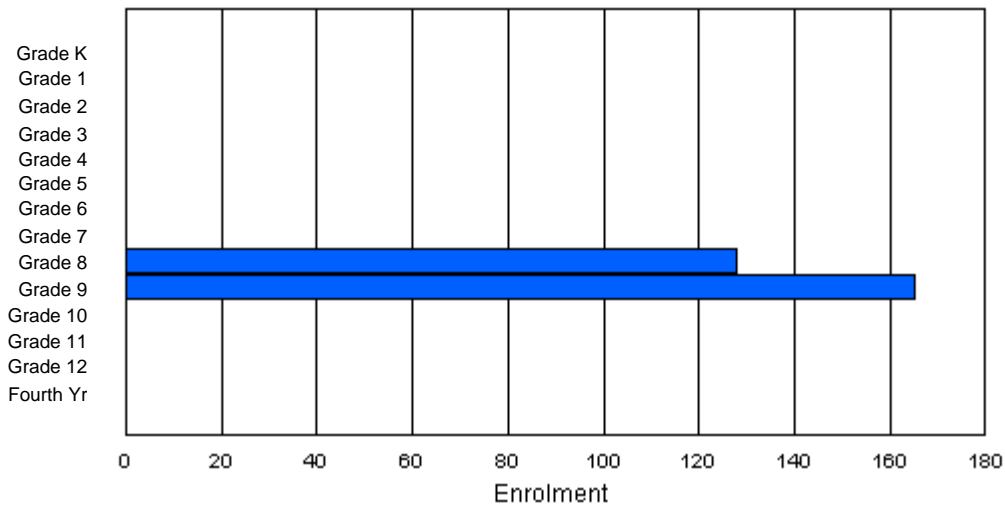
Enrolment By Age and Gender

Gender	Age																	Total
	5	6	7	8	9	10	11	12	13	14	15	16	17	18	19	20>		
Male	0	0	0	0	0	0	0	1	77	50	3	8	1	0	0	0	140	
Female	0	0	0	0	0	0	0	1	76	69	1	6	0	0	0	0	153	
Total	0	0	0	0	0	0	0	2	153	119	4	14	1	0	0	0	293	

Enrolment By Grade and Gender

Gender	Grade															Total
	K	1	2	3	4	5	6	7	8	9	10	11	12	4th		
Male	0	0	0	0	0	0	0	0	58	82	0	0	0	0	140	
Female	0	0	0	0	0	0	0	0	70	83	0	0	0	0	153	
Total	0	0	0	0	0	0	0	0	128	165	0	0	0	0	293	

Enrolment By Grade
For 209



* Data from the 2004-2005 AGR(Enrolment/Age as of the last day in Sept./Dec.)

** Newfoundland Statistics Classification System

*** May include itinerant teachers



**School Description Report
2004-05**

District 4 - Eastern

#212 - St. George's School, English Hr. East

Classification: Rural Community/Southern Region**

Grades: K-3,6

Number of Grades: 5

[School FTE PTR : 9.0](#)

[District FTE PTR : 14.6](#)

[Provincial FTE PTR : 13.6](#)

[FTE Teachers](#) *** : 2.0

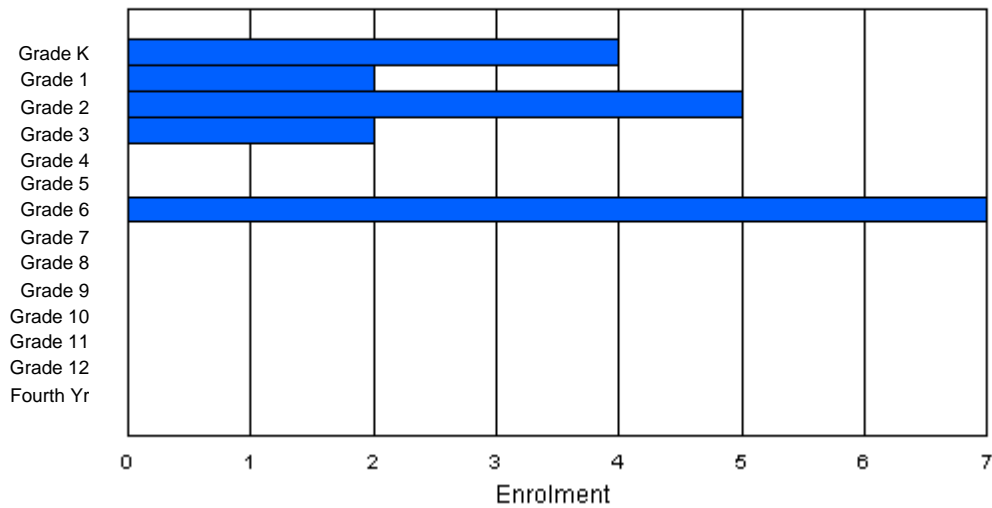
Enrolment By Age and Gender

Gender	Age																Total
	5	6	7	8	9	10	11	12	13	14	15	16	17	18	19	20>	
Male	3	0	2	1	1	0	3	1	0	0	0	0	0	0	0	0	11
Female	2	1	2	1	0	0	3	0	0	0	0	0	0	0	0	0	9
Total	5	1	4	2	1	0	6	1	0	0	0	0	0	0	0	0	20

Enrolment By Grade and Gender

Gender	K	Grade													Total	
		1	2	3	4	5	6	7	8	9	10	11	12	4th		
Male	2	1	2	2	0	0	4	0	0	0	0	0	0	0	0	11
Female	2	1	3	0	0	0	3	0	0	0	0	0	0	0	0	9
Total	4	2	5	2	0	0	7	0	0	0	0	0	0	0	0	20

Enrolment By Grade
For 212



* Data from the 2004-2005 AGR(Enrolment/Age as of the last day in Sept./Dec.)

** Newfoundland Statistics Classification System

*** May include itinerant teachers



**School Description Report
2004-05**

District 4 - Eastern

#213 - Lake Academy, Fortune

Classification: Rural Community/Southern Region**

Grades: K-7

Number of Grades: 8

[School FTE PTR : 13.8](#)

[District FTE PTR : 14.6](#)

[Provincial FTE PTR : 13.6](#)

[FTE Teachers](#) *** : 22.0

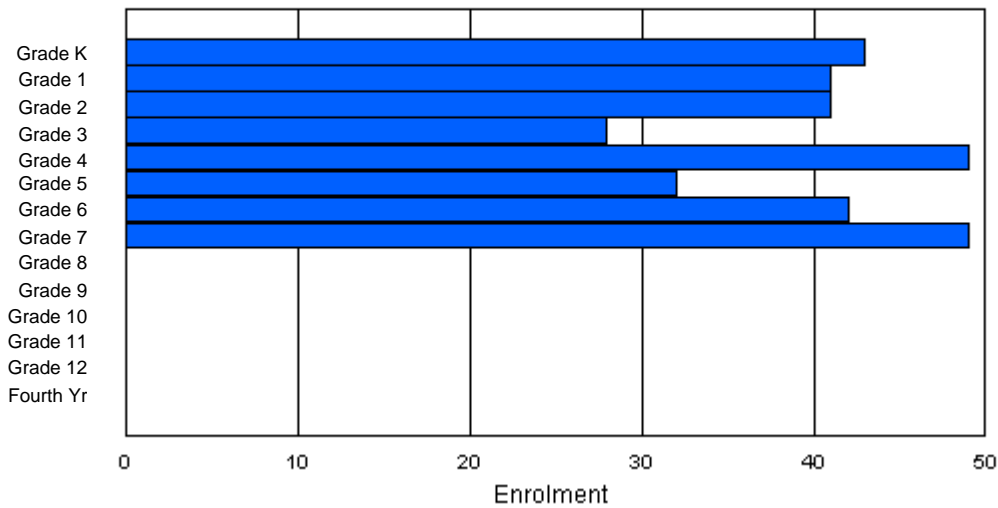
Enrolment By Age and Gender

Gender	Age																Total
	5	6	7	8	9	10	11	12	13	14	15	16	17	18	19	20>	
Male	15	23	19	11	26	17	24	26	3	0	0	0	0	0	0	0	164
Female	25	20	21	17	25	15	16	21	1	0	0	0	0	0	0	0	161
Total	40	43	40	28	51	32	40	47	4	0	0	0	0	0	0	0	325

Enrolment By Grade and Gender

Gender	Grade														Total
	K	1	2	3	4	5	6	7	8	9	10	11	12	4th	
Male	17	21	20	12	24	17	25	28	0	0	0	0	0	0	164
Female	26	20	21	16	25	15	17	21	0	0	0	0	0	0	161
Total	43	41	41	28	49	32	42	49	0	0	0	0	0	0	325

Enrolment By Grade
For 213



* Data from the 2004-2005 AGR(Enrolment/Age as of the last day in Sept./Dec.)

** Newfoundland Statistics Classification System

*** May include itinerant teachers



**School Description Report
2004-05**

District 4 - Eastern

#214 - John Burke High School, Grand Bank

Classification: Rural Community/Southern Region**

Grades: 8-12

Number of Grades: 5

[School FTE PTR : 13.2](#)

[District FTE PTR : 14.6](#)

[Provincial FTE PTR : 13.6](#)

[FTE Teachers](#) *** : 19.5

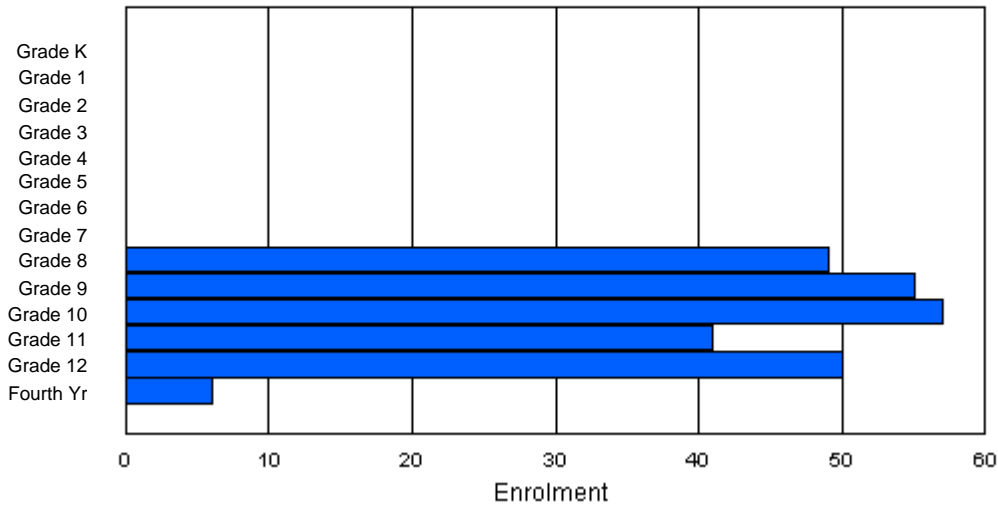
Enrolment By Age and Gender

Gender	Age																	Total
	5	6	7	8	9	10	11	12	13	14	15	16	17	18	19	20>		
Male	0	0	0	0	0	0	1	0	20	26	26	19	29	5	2	0	128	
Female	0	0	0	0	0	0	0	0	20	20	30	29	23	6	2	0	130	
Total	0	0	0	0	0	0	1	0	40	46	56	48	52	11	4	0	258	

Enrolment By Grade and Gender

Gender	Grade															Total
	K	1	2	3	4	5	6	7	8	9	10	11	12	4th		
Male	0	0	0	0	0	0	0	0	28	26	32	12	27	3	128	
Female	0	0	0	0	0	0	0	0	21	29	25	29	23	3	130	
Total	0	0	0	0	0	0	0	0	49	55	57	41	50	6	258	

Enrolment By Grade
For 214



* Data from the 2004-2005 AGR(Enrolment/Age as of the last day in Sept./Dec.)

** Newfoundland Statistics Classification System

*** May include itinerant teachers



**School Description Report
2004-05**

District 4 - Eastern

#216 - St. Thomas School, Grand Le Pierre

Classification: Rural Community/Southern Region**

Grades: K-6

Number of Grades: 7

[School FTE PTR : 6.3](#)

[District FTE PTR : 14.6](#)

[Provincial FTE PTR : 13.6](#)

[FTE Teachers](#) *** : 3.0

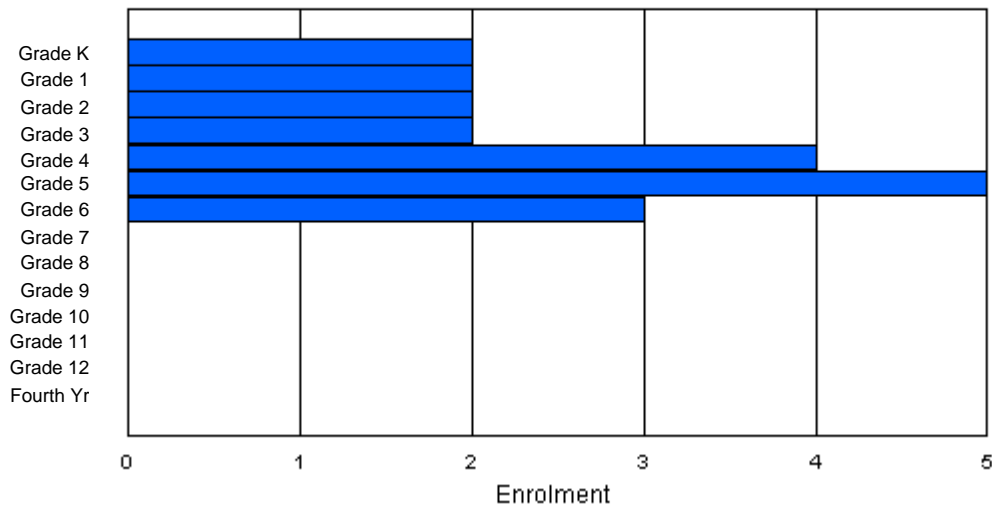
Enrolment By Age and Gender

Gender	Age																	Total
	5	6	7	8	9	10	11	12	13	14	15	16	17	18	19	20>		
Male	1	1	1	1	2	3	2	0	0	0	0	0	0	0	0	0	0	11
Female	1	1	1	1	2	2	1	0	0	0	0	0	0	0	0	0	0	9
Total	2	2	2	2	4	5	3	0	0	0	0	0	0	0	0	0	0	20

Enrolment By Grade and Gender

Gender	K	Grade														Total
		1	2	3	4	5	6	7	8	9	10	11	12	4th		
Male	1	1	1	1	2	3	2	0	0	0	0	0	0	0	0	11
Female	1	1	1	1	2	2	1	0	0	0	0	0	0	0	0	9
Total	2	2	2	2	4	5	3	0	0	0	0	0	0	0	0	20

Enrolment By Grade
For 216



* Data from the 2004-2005 AGR(Enrolment/Age as of the last day in Sept./Dec.)

** Newfoundland Statistics Classification System

*** May include itinerant teachers



**School Description Report
2004-05**

District 4 - Eastern

#218 - St. Joseph's Academy, Lamaline

Classification: Rural Community/Southern Region**

Grades: K-12

Number of Grades: 13

[School FTE PTR : 9.3](#)

[District FTE PTR : 14.6](#)

[Provincial FTE PTR : 13.6](#)

[FTE Teachers](#) *** : 16.8

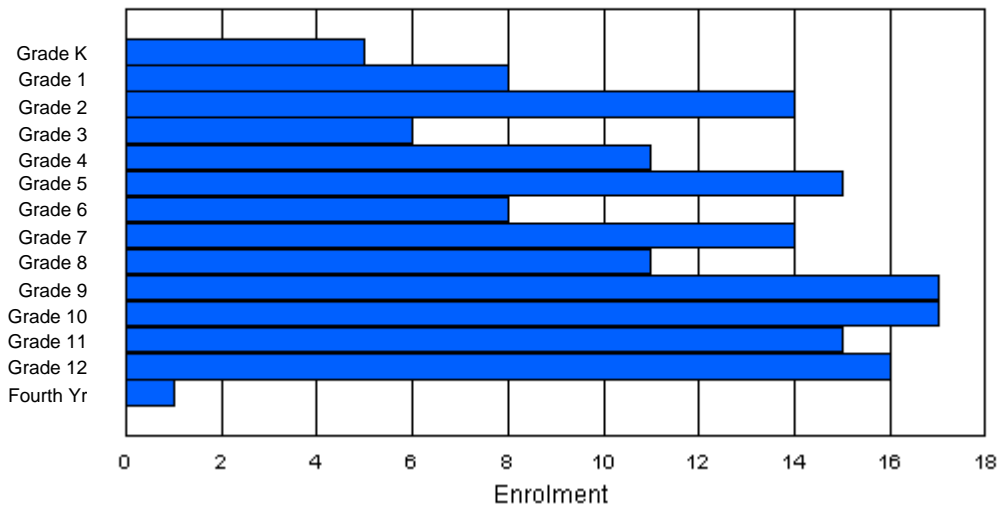
Enrolment By Age and Gender

Gender	Age																	Total
	5	6	7	8	9	10	11	12	13	14	15	16	17	18	19	20>		
Male	2	2	10	3	6	11	3	5	3	9	10	10	8	1	0	0	83	
Female	2	7	4	3	4	5	5	5	7	6	9	5	10	2	0	1	75	
Total	4	9	14	6	10	16	8	10	10	15	19	15	18	3	0	1	158	

Enrolment By Grade and Gender

Gender	K	Grade														Total
		1	2	3	4	5	6	7	8	9	10	11	12	4th		
Male	2	2	10	3	7	10	3	9	2	12	8	10	5	0	83	
Female	3	6	4	3	4	5	5	5	9	5	9	5	11	1	75	
Total	5	8	14	6	11	15	8	14	11	17	17	15	16	1	158	

Enrolment By Grade
For 218



* Data from the 2004-2005 AGR(Enrolment/Age as of the last day in Sept./Dec.)

** Newfoundland Statistics Classification System

*** May include itinerant teachers



**School Description Report
2004-05**

District 4 - Eastern

#219 - Marystown Central High, Marystown

Classification: Urban Community/Southern Region*

Grades: 10-12

Number of Grades: 3

[School FTE PTR : 15.5](#)

[District FTE PTR : 14.6](#)

[Provincial FTE PTR : 13.6](#)

[FTE Teachers](#) *** : 32.5

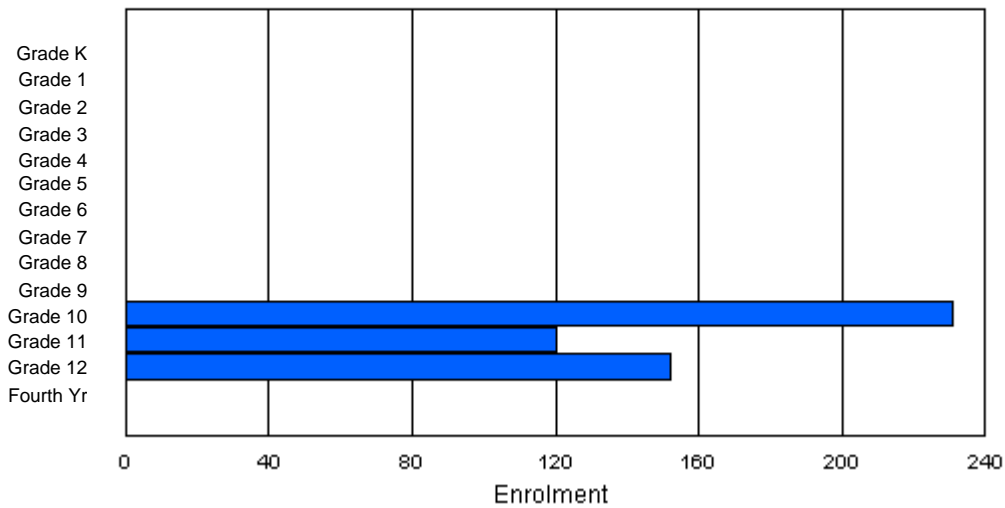
Enrolment By Age and Gender

Gender	Age																	Total
	5	6	7	8	9	10	11	12	13	14	15	16	17	18	19	20>		
Male	0	0	0	0	0	0	0	0	0	0	77	86	82	22	1	1	269	
Female	0	0	0	0	0	0	0	0	0	0	77	67	80	9	1	0	234	
Total	0	0	0	0	0	0	0	0	0	0	154	153	162	31	2	1	503	

Enrolment By Grade and Gender

Gender	Grade															Total
	K	1	2	3	4	5	6	7	8	9	10	11	12	4th		
Male	0	0	0	0	0	0	0	0	0	0	132	64	73	0	269	
Female	0	0	0	0	0	0	0	0	0	0	99	56	79	0	234	
Total	0	0	0	0	0	0	0	0	0	0	231	120	152	0	503	

Enrolment By Grade
For 219



* Data from the 2004-2005 AGR(Enrolment/Age as of the last day in Sept./Dec.)

** Newfoundland Statistics Classification System

*** May include itinerant teachers



**School Description Report
2004-05**

District 4 - Eastern

#220 - Sacred Heart Elementary, Marystown

Classification: Urban Community/Southern Region*

Grades: K-7

Number of Grades: 8

[School FTE PTR : 14.4](#)

[District FTE PTR : 14.6](#)

[Provincial FTE PTR : 13.6](#)

[FTE Teachers](#) *** : 41.3

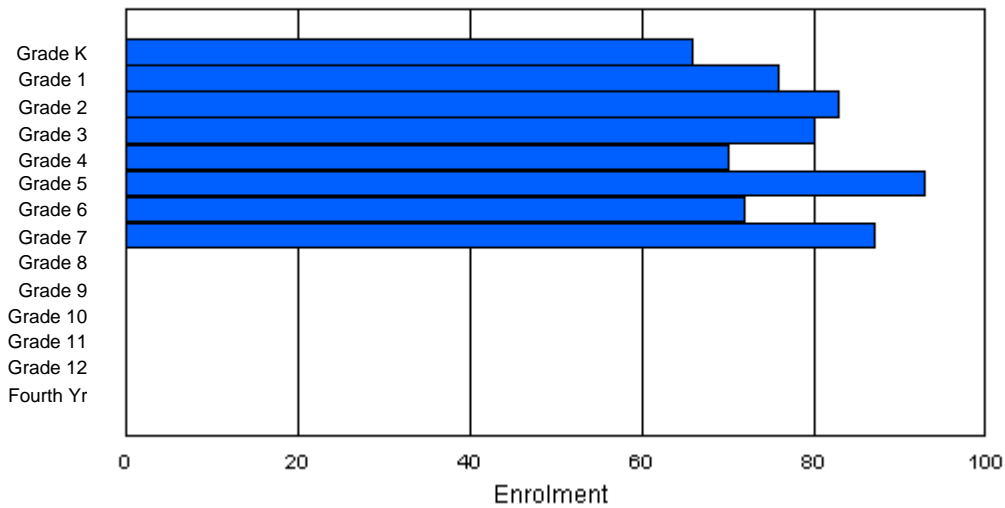
Enrolment By Age and Gender

Gender	Age																Total
	5	6	7	8	9	10	11	12	13	14	15	16	17	18	19	20>	
Male	39	37	47	53	30	56	43	42	1	0	0	0	0	0	0	0	348
Female	26	40	33	29	39	35	30	46	0	0	0	0	0	1	0	0	279
Total	65	77	80	82	69	91	73	88	1	0	0	0	0	1	0	0	627

Enrolment By Grade and Gender

Gender	Grade														Total
	K	1	2	3	4	5	6	7	8	9	10	11	12	4th	
Male	40	36	49	52	30	59	42	40	0	0	0	0	0	0	348
Female	26	40	34	28	40	34	30	47	0	0	0	0	0	0	279
Total	66	76	83	80	70	93	72	87	0	0	0	0	0	0	627

Enrolment By Grade
For 220



* Data from the 2004-2005 AGR(Enrolment/Age as of the last day in Sept./Dec.)

** Newfoundland Statistics Classification System

*** May include itinerant teachers



**School Description Report
2004-05**

District 4 - Eastern

#222 - Sts. J. Fisher & T. More, Petite Forte

Classification: Rural Community/Southern Region**

Grades: K-2,4

Number of Grades: 4

[School FTE PTR : 5.5](#)

[District FTE PTR : 14.6](#)

[Provincial FTE PTR : 13.6](#)

[FTE Teachers](#) *** : 1.0

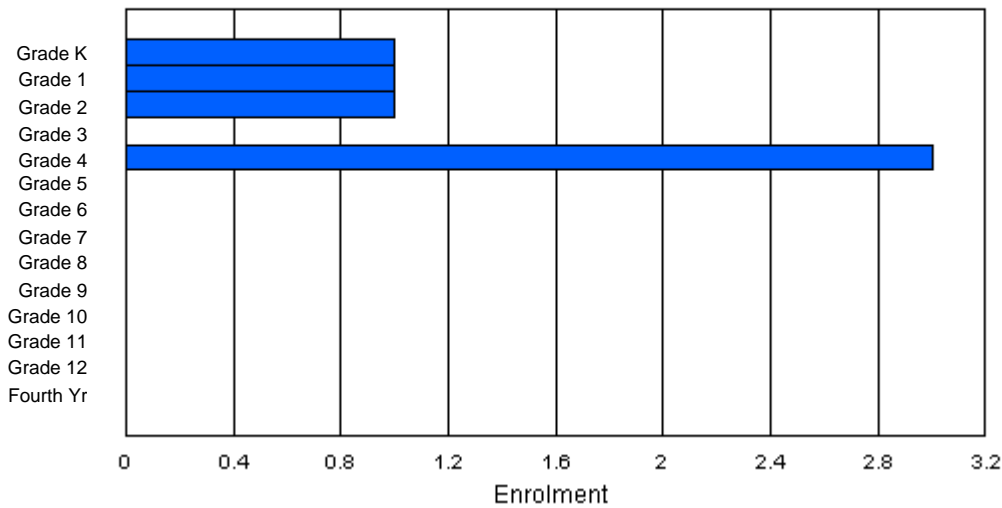
Enrolment By Age and Gender

Gender	Age																Total
	5	6	7	8	9	10	11	12	13	14	15	16	17	18	19	20>	
Male	0	1	1	0	1	0	0	0	0	0	0	0	0	0	0	0	3
Female	1	0	0	0	2	0	0	0	0	0	0	0	0	0	0	0	3
Total	1	1	1	0	3	0	0	0	0	0	0	0	0	0	0	0	6

Enrolment By Grade and Gender

Gender	K	Grade													Total	
		1	2	3	4	5	6	7	8	9	10	11	12	4th		
Male	0	1	1	0	1	0	0	0	0	0	0	0	0	0	0	3
Female	1	0	0	0	2	0	0	0	0	0	0	0	0	0	0	3
Total	1	1	1	0	3	0	0	0	0	0	0	0	0	0	0	6

Enrolment By Grade
For 222



* Data from the 2004-2005 AGR(Enrolment/Age as of the last day in Sept./Dec.)

** Newfoundland Statistics Classification System

*** May include itinerant teachers



**School Description Report
2004-05**

District 4 - Eastern

#223 - Christ the King School, Rushoon

Classification: Rural Community/Southern Region**

Grades: K-12

Number of Grades: 13

[School FTE PTR : 9.6](#)

[District FTE PTR : 14.6](#)

[Provincial FTE PTR : 13.6](#)

[FTE Teachers](#) *** : 19.0

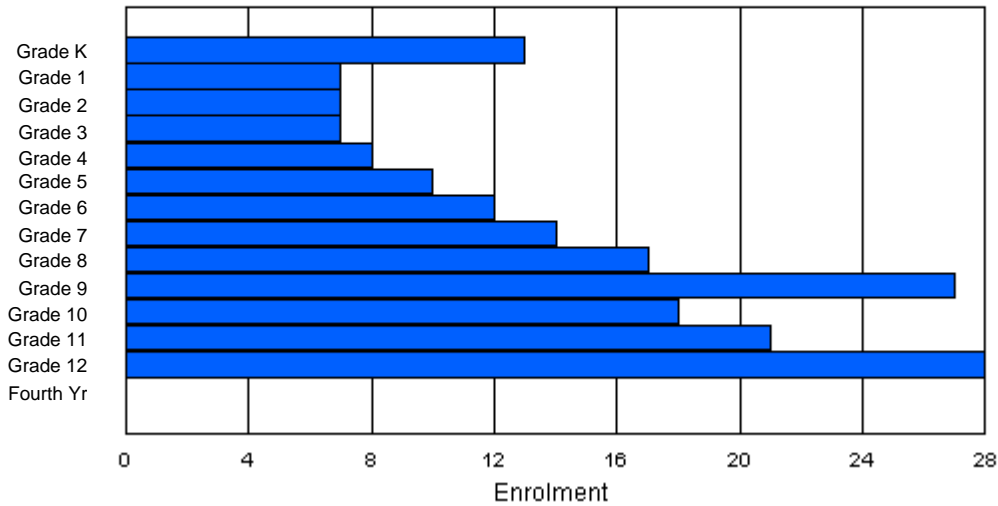
Enrolment By Age and Gender

Gender	Age																Total
	5	6	7	8	9	10	11	12	13	14	15	16	17	18	19	20>	
Male	11	5	5	4	1	2	8	7	10	14	12	4	13	4	2	0	102
Female	2	2	2	3	7	8	4	7	7	7	7	9	20	1	1	0	87
Total	13	7	7	7	8	10	12	14	17	21	19	13	33	5	3	0	189

Enrolment By Grade and Gender

Gender	K	Grade													4th	Total
		1	2	3	4	5	6	7	8	9	10	11	12			
Male	11	5	5	4	1	2	8	7	10	16	12	8	13	0	102	
Female	2	2	2	3	7	8	4	7	7	11	6	13	15	0	87	
Total	13	7	7	7	8	10	12	14	17	27	18	21	28	0	189	

Enrolment By Grade
For 223



* Data from the 2004-2005 AGR(Enrolment/Age as of the last day in Sept./Dec.)

** Newfoundland Statistics Classification System

*** May include itinerant teachers



**School Description Report
2004-05**

District 4 - Eastern

#224 - Donald C. Jamieson Academy, Burin Bay Arm

Classification: Rural Community/Southern Region**

Grades: K-7

Number of Grades: 8

[School FTE PTR : 14.1](#)

[District FTE PTR : 14.6](#)

[Provincial FTE PTR : 13.6](#)

[FTE Teachers](#) *** : 28.0

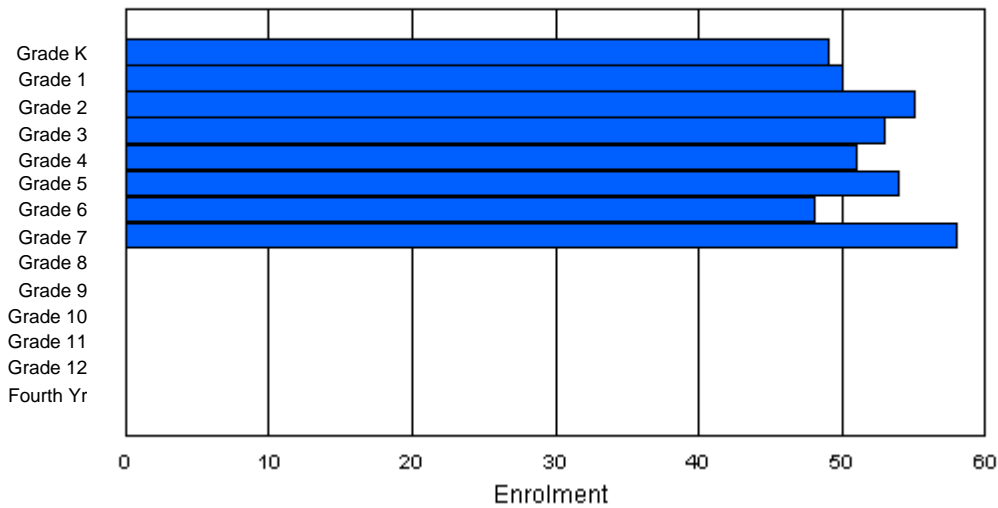
Enrolment By Age and Gender

Gender	Age																Total
	5	6	7	8	9	10	11	12	13	14	15	16	17	18	19	20>	
Male	24	23	25	24	21	31	28	28	3	0	1	0	0	0	0	0	208
Female	25	27	28	30	30	22	22	24	1	0	0	0	0	1	0	0	210
Total	49	50	53	54	51	53	50	52	4	0	1	0	0	1	0	0	418

Enrolment By Grade and Gender

Gender	Grade														Total	
	K	1	2	3	4	5	6	7	8	9	10	11	12	4th		
Male	24	23	26	23	22	32	26	32	0	0	0	0	0	0	0	208
Female	25	27	29	30	29	22	22	26	0	0	0	0	0	0	0	210
Total	49	50	55	53	51	54	48	58	0	0	0	0	0	0	0	418

Enrolment By Grade
For 224



* Data from the 2004-2005 AGR(Enrolment/Age as of the last day in Sept./Dec.)

** Newfoundland Statistics Classification System

*** May include itinerant teachers



**School Description Report
2004-05**

District 4 - Eastern

#225 - St. Anne's School, South East Bight

Classification: Rural Community/Southern Region**

Grades: K-5,7-10

Number of Grades: 10

[School FTE PTR : 5.8](#)

[District FTE PTR : 14.6](#)

[Provincial FTE PTR : 13.6](#)

[FTE Teachers](#) *** : 3.0

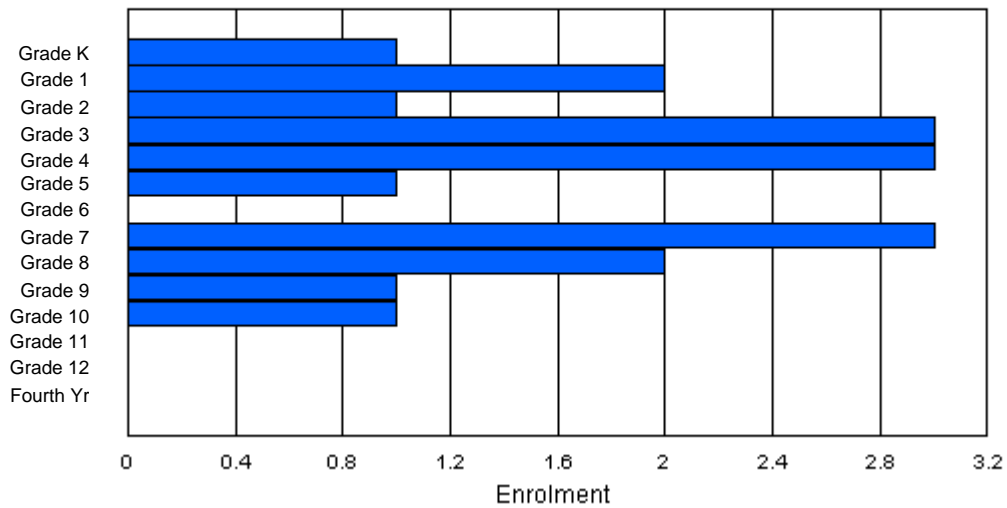
Enrolment By Age and Gender

Gender	Age																Total
	5	6	7	8	9	10	11	12	13	14	15	16	17	18	19	20>	
Male	0	2	0	2	2	0	0	2	1	0	0	0	0	0	0	0	9
Female	1	0	1	1	1	1	0	1	1	1	1	0	0	0	0	0	9
Total	1	2	1	3	3	1	0	3	2	1	1	0	0	0	0	0	18

Enrolment By Grade and Gender

Gender	Grade															Total
	K	1	2	3	4	5	6	7	8	9	10	11	12	4th		
Male	0	2	0	2	2	0	0	2	1	0	0	0	0	0	0	9
Female	1	0	1	1	1	1	0	1	1	1	1	0	0	0	0	9
Total	1	2	1	3	3	1	0	3	2	1	1	0	0	0	0	18

Enrolment By Grade
For 225



* Data from the 2004-2005 AGR(Enrolment/Age as of the last day in Sept./Dec.)

** Newfoundland Statistics Classification System

*** May include itinerant teachers



**School Description Report
2004-05**

District 4 - Eastern

#226 - Fortune Bay Academy, St. Bernard's - Jacques Fontaine

Classification: Rural Community/Southern Region**

Grades: K-12

Number of Grades: 13

[School FTE PTR : 10.4](#)

[District FTE PTR : 14.6](#)

[Provincial FTE PTR : 13.6](#)

[FTE Teachers](#) *** : 17.3

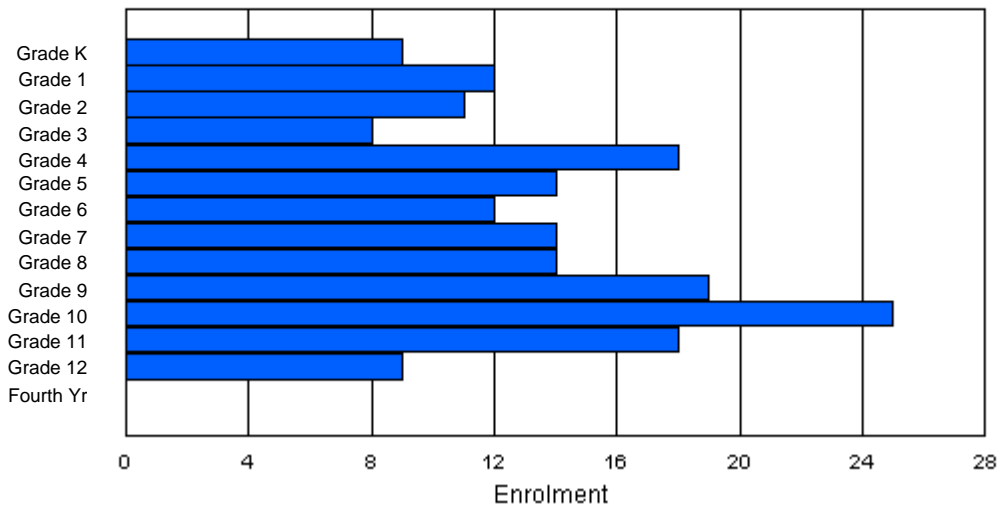
Enrolment By Age and Gender

Gender	Age																Total
	5	6	7	8	9	10	11	12	13	14	15	16	17	18	19	20>	
Male	4	5	6	5	10	7	6	8	5	8	12	9	8	1	1	0	95
Female	5	6	5	2	10	7	5	5	9	7	10	13	3	1	0	0	88
Total	9	11	11	7	20	14	11	13	14	15	22	22	11	2	1	0	183

Enrolment By Grade and Gender

Gender	K	Grade													4th	Total
		1	2	3	4	5	6	7	8	9	10	11	12			
Male	4	6	6	5	9	7	6	9	5	9	15	8	6	0	95	
Female	5	6	5	3	9	7	6	5	9	10	10	10	3	0	88	
Total	9	12	11	8	18	14	12	14	14	19	25	18	9	0	183	

Enrolment By Grade
For 226



* Data from the 2004-2005 AGR(Enrolment/Age as of the last day in Sept./Dec.)

** Newfoundland Statistics Classification System

*** May include itinerant teachers



**School Description Report
2004-05**

District 4 - Eastern

#228 - St. Lawrence Academy, St. Lawrence

Classification: Rural Community/Southern Region**

Grades: K-12

Number of Grades: 13

[School FTE PTR : 13.2](#)

[District FTE PTR : 14.6](#)

[Provincial FTE PTR : 13.6](#)

[FTE Teachers](#) *** : 21.5

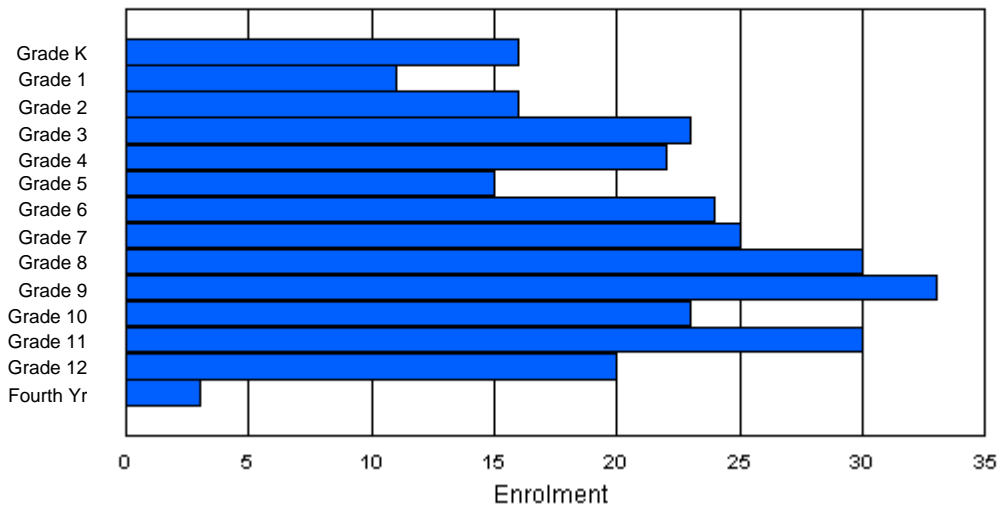
Enrolment By Age and Gender

Gender	Age																Total
	5	6	7	8	9	10	11	12	13	14	15	16	17	18	19	20>	
Male	7	8	7	11	11	7	16	10	14	15	11	19	9	4	0	0	149
Female	9	3	6	10	14	8	9	12	13	17	12	12	13	4	0	0	142
Total	16	11	13	21	25	15	25	22	27	32	23	31	22	8	0	0	291

Enrolment By Grade and Gender

Gender	K	Grade													4th	Total
		1	2	3	4	5	6	7	8	9	10	11	12			
Male	7	8	9	10	12	7	14	13	15	17	12	15	7	3	149	
Female	9	3	7	13	10	8	10	12	15	16	11	15	13	0	142	
Total	16	11	16	23	22	15	24	25	30	33	23	30	20	3	291	

Enrolment By Grade
For 228



* Data from the 2004-2005 AGR(Enrolment/Age as of the last day in Sept./Dec.)

** Newfoundland Statistics Classification System

*** May include itinerant teachers



**School Description Report
2004-05**

District 4 - Eastern

#229 - St. Joseph's All Grade, Terrenceville

Classification: Rural Community/Southern Region**

Grades: K-12

Number of Grades: 13

[School FTE PTR : 9.3](#)

[District FTE PTR : 14.6](#)

[Provincial FTE PTR : 13.6](#)

[FTE Teachers](#) *** : 14.0

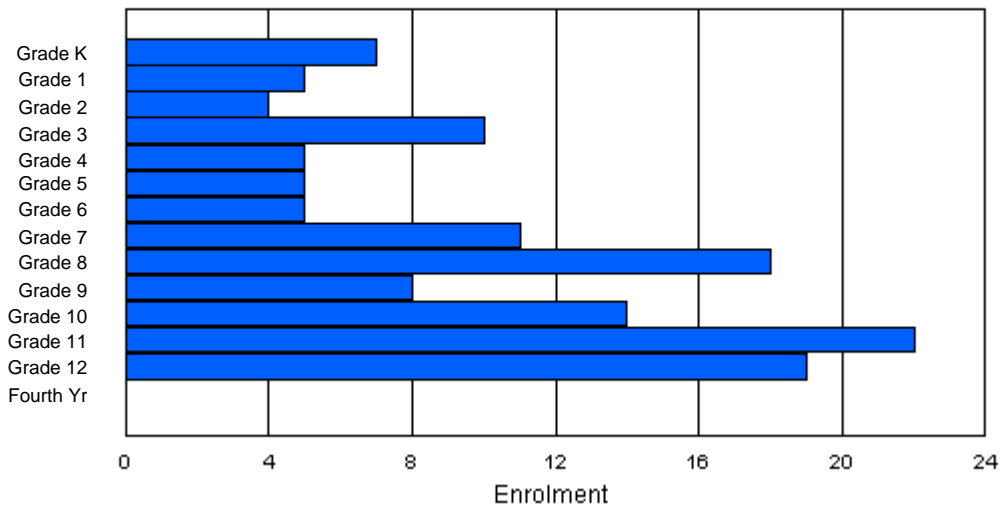
Enrolment By Age and Gender

Gender	Age																	Total
	5	6	7	8	9	10	11	12	13	14	15	16	17	18	19	20>		
Male	4	3	4	5	3	0	4	6	5	5	8	6	13	2	0	0	68	
Female	3	1	1	2	5	2	3	5	10	5	5	13	9	1	0	0	65	
Total	7	4	5	7	8	2	7	11	15	10	13	19	22	3	0	0	133	

Enrolment By Grade and Gender

Gender	Grade															Total
	K	1	2	3	4	5	6	7	8	9	10	11	12	4th		
Male	4	4	3	7	1	2	3	4	8	5	7	9	11	0	68	
Female	3	1	1	3	4	3	2	7	10	3	7	13	8	0	65	
Total	7	5	4	10	5	5	5	11	18	8	14	22	19	0	133	

Enrolment By Grade
For 229



* Data from the 2004-2005 AGR(Enrolment/Age as of the last day in Sept./Dec.)

** Newfoundland Statistics Classification System

*** May include itinerant teachers



**School Description Report
2004-05**

District 4 - Eastern

#231 - Discovery Collegiate, Bonavista

Classification: Rural Community/Central Region**

Grades: 8-12

Number of Grades: 5

[School FTE PTR : 14.4](#)

[District FTE PTR : 14.6](#)

[Provincial FTE PTR : 13.6](#)

[FTE Teachers](#) *** : 30.3

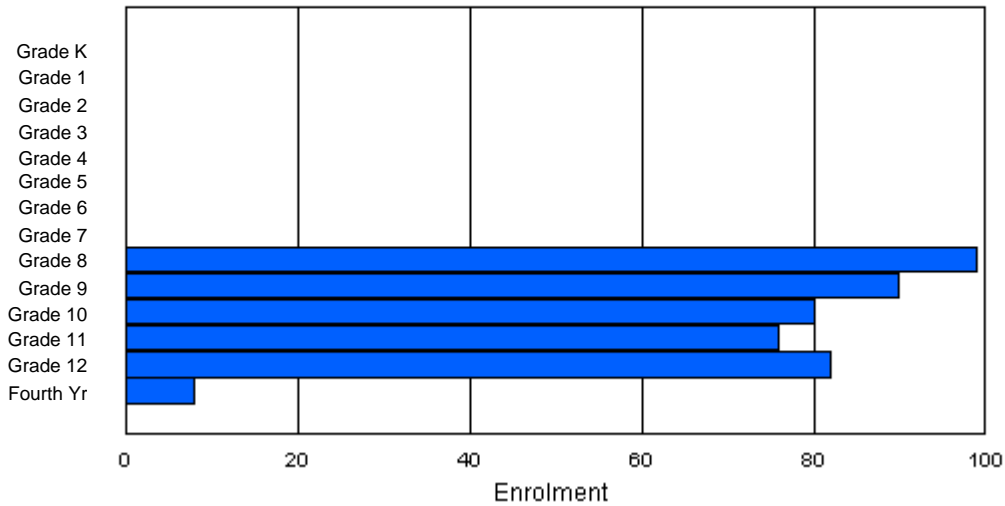
Enrolment By Age and Gender

Gender	Age																Total
	5	6	7	8	9	10	11	12	13	14	15	16	17	18	19	20>	
Male	0	0	0	0	0	0	0	0	55	48	40	37	36	6	1	0	223
Female	0	0	0	0	0	0	0	0	41	36	45	38	44	8	0	0	212
Total	0	0	0	0	0	0	0	0	96	84	85	75	80	14	1	0	435

Enrolment By Grade and Gender

Gender	Grade															Total
	K	1	2	3	4	5	6	7	8	9	10	11	12	4th		
Male	0	0	0	0	0	0	0	0	58	48	40	36	35	6	223	
Female	0	0	0	0	0	0	0	0	41	42	40	40	47	2	212	
Total	0	0	0	0	0	0	0	0	99	90	80	76	82	8	435	

Enrolment By Grade
For 231



* Data from the 2004-2005 AGR(Enrolment/Age as of the last day in Sept./Dec.)

** Newfoundland Statistics Classification System

*** May include itinerant teachers



**School Description Report
2004-05**

District 4 - Eastern

#232 - Matthew Elementary School, Bonavista

Classification: Rural Community/Central Region**

Grades: K-7

Number of Grades: 8

[School FTE PTR : 13.3](#)

[District FTE PTR : 14.6](#)

[Provincial FTE PTR : 13.6](#)

[FTE Teachers](#) *** : 24.0

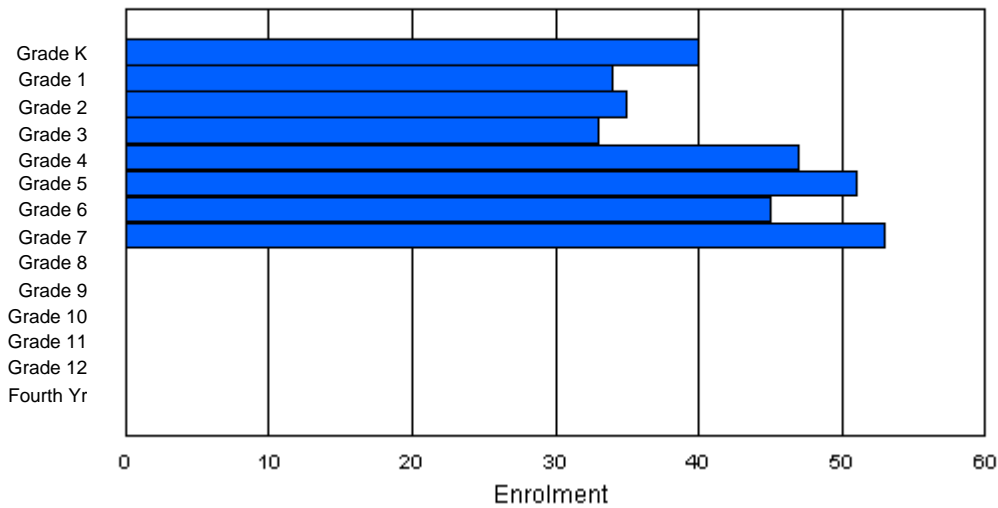
Enrolment By Age and Gender

Gender	Age																Total
	5	6	7	8	9	10	11	12	13	14	15	16	17	18	19	20>	
Male	24	19	19	16	32	25	31	19	0	0	0	0	0	0	0	0	185
Female	24	13	21	13	27	20	20	15	0	0	0	0	0	0	0	0	153
Total	48	32	40	29	59	45	51	34	0	0	0	0	0	0	0	0	338

Enrolment By Grade and Gender

Gender	Grade															Total
	K	1	2	3	4	5	6	7	8	9	10	11	12	4th		
Male	20	20	17	17	26	27	24	34	0	0	0	0	0	0	185	
Female	20	14	18	16	21	24	21	19	0	0	0	0	0	0	153	
Total	40	34	35	33	47	51	45	53	0	0	0	0	0	0	338	

Enrolment By Grade
For 232



* Data from the 2004-2005 AGR(Enrolment/Age as of the last day in Sept./Dec.)

** Newfoundland Statistics Classification System

*** May include itinerant teachers



**School Description Report
2004-05**

District 4 - Eastern

#234 - Catalina Elementary School, Catalina

Classification: Rural Community/Central Region**

Grades: K-7

Number of Grades: 8

[School FTE PTR : 11.9](#)

[District FTE PTR : 14.6](#)

[Provincial FTE PTR : 13.6](#)

[FTE Teachers](#) *** : 13.0

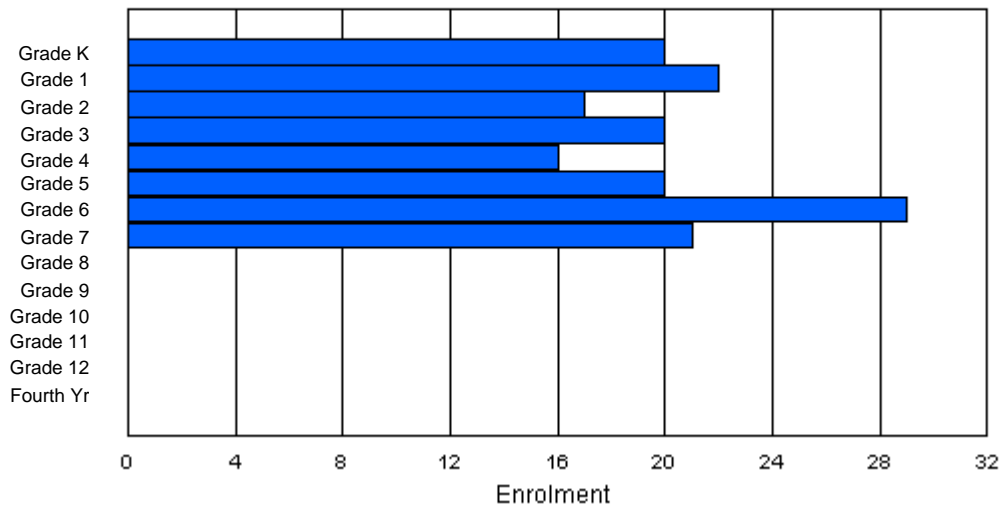
Enrolment By Age and Gender

Gender	Age																Total
	5	6	7	8	9	10	11	12	13	14	15	16	17	18	19	20>	
Male	14	13	10	12	8	12	14	11	0	0	0	0	0	0	0	0	94
Female	6	9	6	8	9	8	15	10	0	0	0	0	0	0	0	0	71
Total	20	22	16	20	17	20	29	21	0	0	0	0	0	0	0	0	165

Enrolment By Grade and Gender

Gender	Grade															Total
	K	1	2	3	4	5	6	7	8	9	10	11	12	4th		
Male	14	13	11	11	8	12	14	11	0	0	0	0	0	0	0	94
Female	6	9	6	9	8	8	15	10	0	0	0	0	0	0	0	71
Total	20	22	17	20	16	20	29	21	0	0	0	0	0	0	0	165

Enrolment By Grade
For 234



* Data from the 2004-2005 AGR(Enrolment/Age as of the last day in Sept./Dec.)

** Newfoundland Statistics Classification System

*** May include itinerant teachers



**School Description Report
2004-05**

District 4 - Eastern

#235 - Clarenville High School, Clarenville

Classification: Urban Community/Central Region**

Grades: 9-12

Number of Grades: 4

[School FTE PTR : 16.1](#)

[District FTE PTR : 14.6](#)

[Provincial FTE PTR : 13.6](#)

[FTE Teachers](#) *** : 25.0

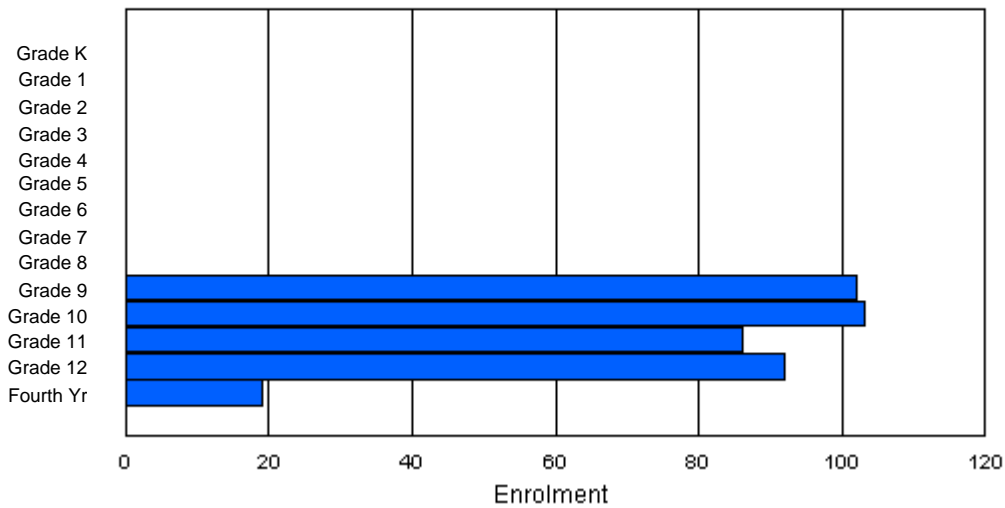
Enrolment By Age and Gender

Gender	Age																	Total
	5	6	7	8	9	10	11	12	13	14	15	16	17	18	19	20>		
Male	0	0	0	0	0	0	0	0	0	51	48	37	43	9	3	0	191	
Female	0	0	0	0	0	0	0	0	0	45	56	45	53	9	0	3	211	
Total	0	0	0	0	0	0	0	0	0	96	104	82	96	18	3	3	402	

Enrolment By Grade and Gender

Gender	Grade															Total
	K	1	2	3	4	5	6	7	8	9	10	11	12	4th		
Male	0	0	0	0	0	0	0	0	0	56	45	41	38	11	191	
Female	0	0	0	0	0	0	0	0	0	46	58	45	54	8	211	
Total	0	0	0	0	0	0	0	0	0	102	103	86	92	19	402	

Enrolment By Grade
For 235



* Data from the 2004-2005 AGR(Enrolment/Age as of the last day in Sept./Dec.)

** Newfoundland Statistics Classification System

*** May include itinerant teachers



**School Description Report
2004-05**

District 4 - Eastern

#237 - Anthony Paddon Elementary, Musgravetown

Classification: Rural Community/Central Region**

Grades: K-6

Number of Grades: 7

[School FTE PTR : 12.3](#)

[District FTE PTR : 14.6](#)

[Provincial FTE PTR : 13.6](#)

[FTE Teachers](#) *** : 18.0

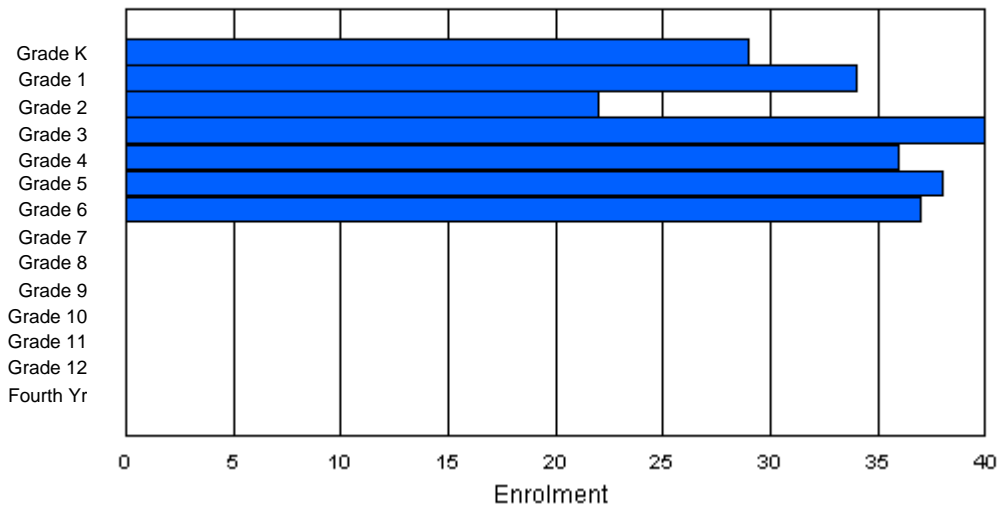
Enrolment By Age and Gender

Gender	Age																Total
	5	6	7	8	9	10	11	12	13	14	15	16	17	18	19	20>	
Male	15	17	12	19	19	25	20	0	0	0	0	0	0	0	0	0	127
Female	14	17	10	21	17	13	17	0	0	0	0	0	0	0	0	0	109
Total	29	34	22	40	36	38	37	0	0	0	0	0	0	0	0	0	236

Enrolment By Grade and Gender

Gender	Grade															Total
	K	1	2	3	4	5	6	7	8	9	10	11	12	4th		
Male	15	17	12	19	19	25	20	0	0	0	0	0	0	0	0	127
Female	14	17	10	21	17	13	17	0	0	0	0	0	0	0	0	109
Total	29	34	22	40	36	38	37	0	0	0	0	0	0	0	0	236

Enrolment By Grade
For 237



* Data from the 2004-2005 AGR(Enrolment/Age as of the last day in Sept./Dec.)

** Newfoundland Statistics Classification System

*** May include itinerant teachers



School Description Report 2004-05

District 4 - Eastern

#240 - Bishop White School, Port Rexton

Classification: Rural Community/Central Region**

Grades: K-12

Number of Grades: 13

[School FTE PTR : 10.1](#)

[District FTE PTR : 14.6](#)

[Provincial FTE PTR : 13.6](#)

[FTE Teachers](#) *** : 17.0

Enrolment By Age and Gender

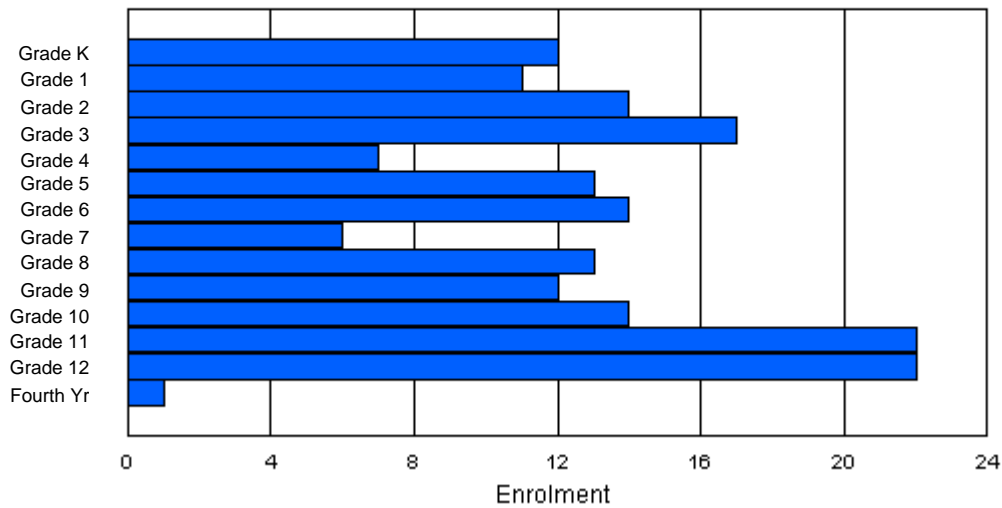
Gender	Age																Total
	5	6	7	8	9	10	11	12	13	14	15	16	17	18	19	20>	
Male	5	5	5	9	4	7	10	3	5	5	8	13	6	1	0	0	86
Female	7	6	9	8	3	6	4	3	7	7	7	8	16	1	0	0	92
Total	12	11	14	17	7	13	14	6	12	12	15	21	22	2	0	0	178

Enrolment By Grade and Gender

Gender	K	Grade													4th	Total
		1	2	3	4	5	6	7	8	9	10	11	12			
Male	5	5	5	9	4	7	10	3	6	5	7	14	5	1	86	
Female	7	6	9	8	3	6	4	3	7	7	7	8	17	0	92	
Total	12	11	14	17	7	13	14	6	13	12	14	22	22	1	178	

Enrolment By Grade

For 240



* Data from the 2004-2005 AGR(Enrolment/Age as of the last day in Sept./Dec.)

** Newfoundland Statistics Classification System

*** May include itinerant teachers



**School Description Report
2004-05**

District 4 - Eastern

#242 - Random Island Academy, Random Island

Classification: Rural Community/Central Region**

Grades: K-12

Number of Grades: 13

[School FTE PTR : 11.1](#)

[District FTE PTR : 14.6](#)

[Provincial FTE PTR : 13.6](#)

[FTE Teachers](#) *** : 18.5

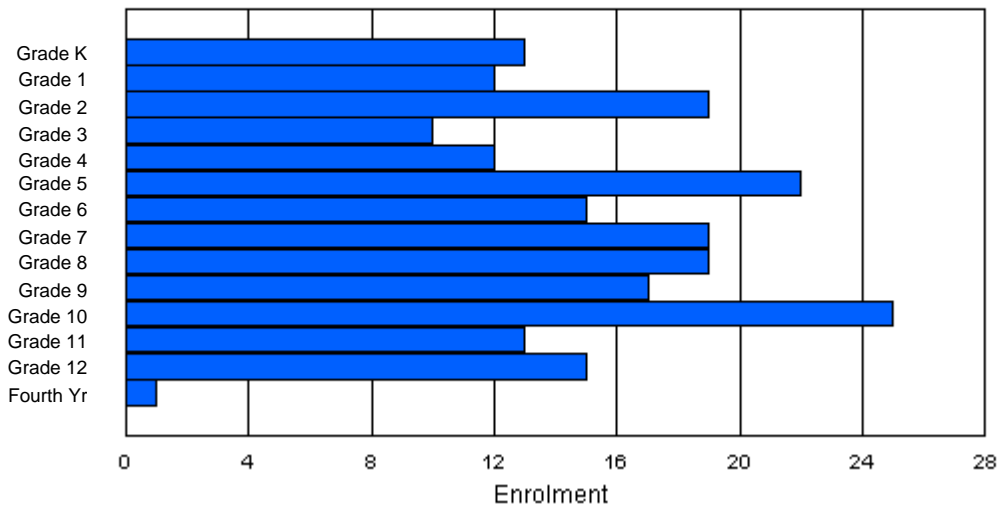
Enrolment By Age and Gender

Gender	Age																	Total
	5	6	7	8	9	10	11	12	13	14	15	16	17	18	19	20>		
Male	8	3	11	7	7	10	9	11	12	10	12	8	7	1	0	0	116	
Female	6	7	9	3	5	12	6	8	8	6	10	6	7	3	0	0	96	
Total	14	10	20	10	12	22	15	19	20	16	22	14	14	4	0	0	212	

Enrolment By Grade and Gender

Gender	K	Grade														Total
		1	2	3	4	5	6	7	8	9	10	11	12	4th		
Male	7	5	10	7	7	10	9	11	12	10	14	8	5	1	116	
Female	6	7	9	3	5	12	6	8	7	7	11	5	10	0	96	
Total	13	12	19	10	12	22	15	19	19	17	25	13	15	1	212	

Enrolment By Grade
For 242



* Data from the 2004-2005 AGR(Enrolment/Age as of the last day in Sept./Dec.)

** Newfoundland Statistics Classification System

*** May include itinerant teachers



**School Description Report
2004-05**

District 4 - Eastern

#243 - Balbo Elementary School, Shoal Harbour

Classification: Urban Community/Central Region**

Grades: K-8

Number of Grades: 9

[School FTE PTR : 12.6](#)

[District FTE PTR : 14.6](#)

[Provincial FTE PTR : 13.6](#)

[FTE Teachers](#) *** : 25.5

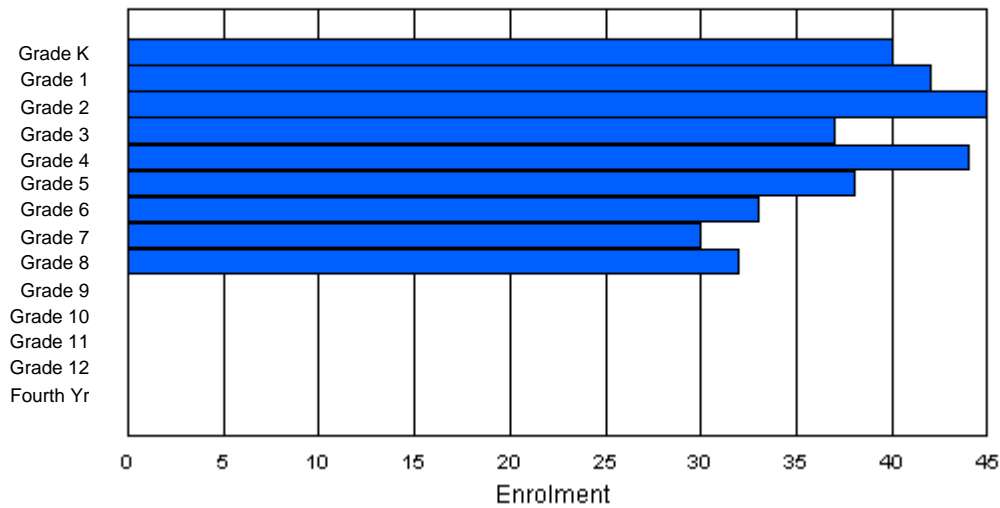
Enrolment By Age and Gender

Gender	Age																Total
	5	6	7	8	9	10	11	12	13	14	15	16	17	18	19	20>	
Male	23	22	26	20	25	20	17	20	18	1	0	0	0	0	0	0	192
Female	18	19	18	18	19	17	16	11	12	1	0	0	0	0	0	0	149
Total	41	41	44	38	44	37	33	31	30	2	0	0	0	0	0	341	

Enrolment By Grade and Gender

Gender	Grade														Total
	K	1	2	3	4	5	6	7	8	9	10	11	12	4th	
Male	22	23	27	19	25	21	17	19	19	0	0	0	0	0	192
Female	18	19	18	18	19	17	16	11	13	0	0	0	0	0	149
Total	40	42	45	37	44	38	33	30	32	0	0	0	0	0	341

Enrolment By Grade
For 243



* Data from the 2004-2005 AGR(Enrolment/Age as of the last day in Sept./Dec.)

** Newfoundland Statistics Classification System

*** May include itinerant teachers



**School Description Report
2004-05**

District 4 - Eastern

#246 - Swift Current Academy, Swift Current

Classification: Rural Community/Southern Region**

Grades: K-12

Number of Grades: 13

[School FTE PTR : 9.0](#)

[District FTE PTR : 14.6](#)

[Provincial FTE PTR : 13.6](#)

[FTE Teachers](#) *** : 9.0

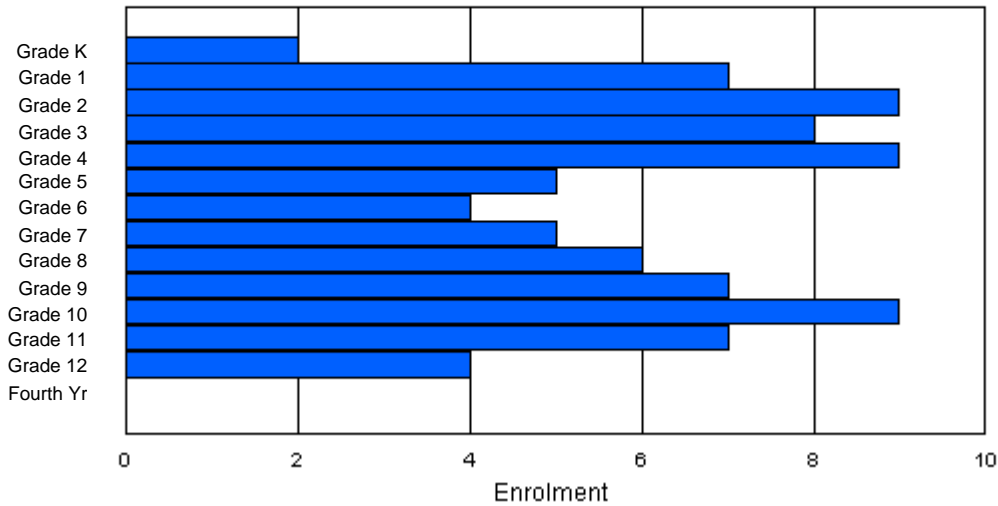
Enrolment By Age and Gender

Gender	Age																Total
	5	6	7	8	9	10	11	12	13	14	15	16	17	18	19	20>	
Male	1	5	5	6	6	2	3	3	4	4	5	5	1	0	0	0	50
Female	1	2	4	2	3	3	1	2	2	3	4	2	3	0	0	0	32
Total	2	7	9	8	9	5	4	5	6	7	9	7	4	0	0	0	82

Enrolment By Grade and Gender

Gender	K	Grade													4th	Total
		1	2	3	4	5	6	7	8	9	10	11	12			
Male	1	5	5	6	6	2	3	3	4	4	5	5	1	0	50	
Female	1	2	4	2	3	3	1	2	2	3	4	2	3	0	32	
Total	2	7	9	8	9	5	4	5	6	7	9	7	4	0	82	

Enrolment By Grade
For 246



* Data from the 2004-2005 AGR(Enrolment/Age as of the last day in Sept./Dec.)

** Newfoundland Statistics Classification System

*** May include itinerant teachers



School Description Report 2004-05

District 4 - Eastern

#247 - Roncalli Central High, Avondale

Classification: Rural Community/Avalon Region**

Grades: 5-12

Number of Grades: 8

[School FTE PTR : 13.9](#)

[District FTE PTR : 14.6](#)

[Provincial FTE PTR : 13.6](#)

[FTE Teachers](#) *** : 32.0

Enrolment By Age and Gender

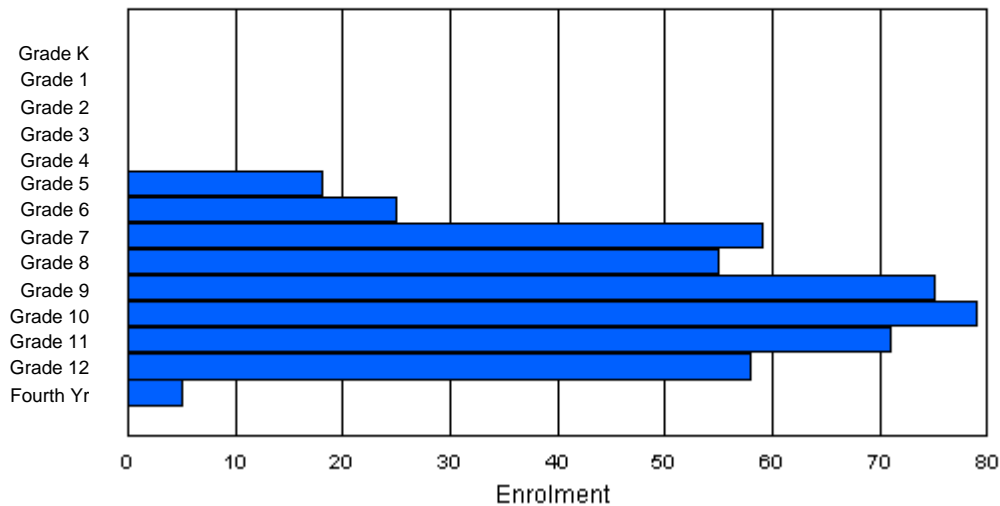
Gender	Age																Total
	5	6	7	8	9	10	11	12	13	14	15	16	17	18	19	20>	
Male	0	0	0	0	0	10	12	34	27	36	29	35	34	4	1	0	222
Female	0	0	0	0	0	8	13	24	28	35	46	38	29	1	1	0	223
Total	0	0	0	0	0	18	25	58	55	71	75	73	63	5	2	0	445

Enrolment By Grade and Gender

Gender	Grade															Total
	K	1	2	3	4	5	6	7	8	9	10	11	12	4th		
Male	0	0	0	0	0	10	12	35	27	38	34	33	30	3	222	
Female	0	0	0	0	0	8	13	24	28	37	45	38	28	2	223	
Total	0	0	0	0	0	18	25	59	55	75	79	71	58	5	445	

Enrolment By Grade

For 247



* Data from the 2004-2005 AGR(Enrolment/Age as of the last day in Sept./Dec.)

** Newfoundland Statistics Classification System

*** May include itinerant teachers



**School Description Report
2004-05**

District 4 - Eastern

#248 - Amalgamated Academy, Bay Roberts

Classification: Urban Community/Avalon Region**

Grades: 5-9

Number of Grades: 5

[School FTE PTR : 16.7](#)

[District FTE PTR : 14.6](#)

[Provincial FTE PTR : 13.6](#)

[FTE Teachers](#) *** : 36.0

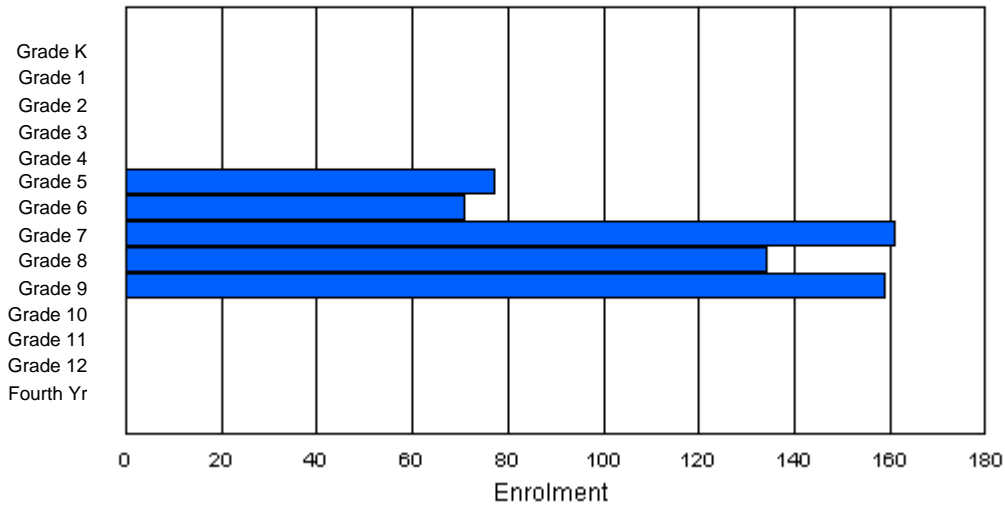
Enrolment By Age and Gender

Gender	Age																Total
	5	6	7	8	9	10	11	12	13	14	15	16	17	18	19	20>	
Male	0	0	0	0	0	39	37	82	64	76	6	0	0	0	0	0	304
Female	0	0	0	0	0	38	31	77	71	78	3	0	0	0	0	0	298
Total	0	0	0	0	0	77	68	159	135	154	9	0	0	0	0	0	602

Enrolment By Grade and Gender

Gender	Grade															Total
	K	1	2	3	4	5	6	7	8	9	10	11	12	4th		
Male	0	0	0	0	0	39	40	82	64	79	0	0	0	0	304	
Female	0	0	0	0	0	38	31	79	70	80	0	0	0	0	298	
Total	0	0	0	0	0	77	71	161	134	159	0	0	0	0	602	

Enrolment By Grade
For 248



* Data from the 2004-2005 AGR(Enrolment/Age as of the last day in Sept./Dec.)

** Newfoundland Statistics Classification System

*** May include itinerant teachers



**School Description Report
2004-05**

District 4 - Eastern

#249 - Ascension Collegiate, Bay Roberts

Classification: Urban Community/Avalon Region**

Grades: 10-12

Number of Grades: 3

[School FTE PTR : 15.2](#)

[District FTE PTR : 14.6](#)

[Provincial FTE PTR : 13.6](#)

[FTE Teachers](#) *** : 49.5

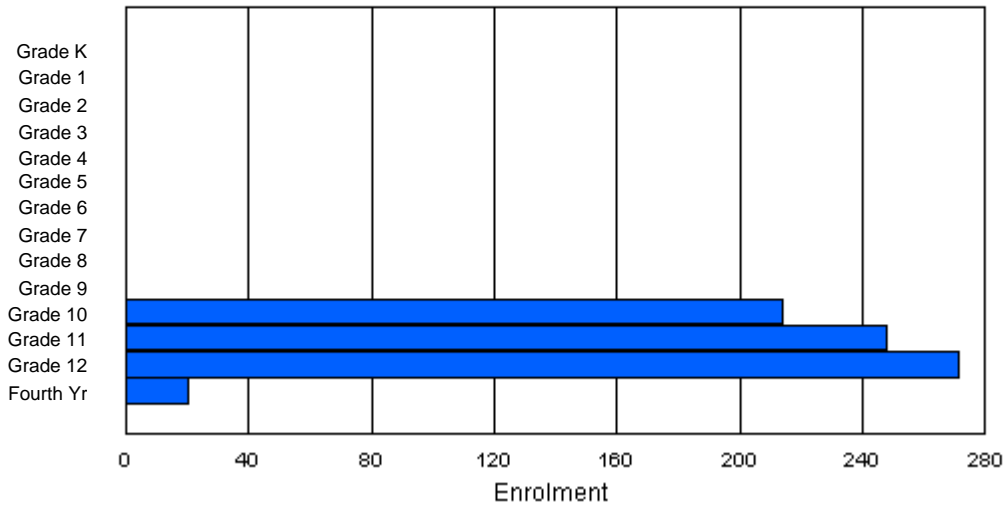
Enrolment By Age and Gender

Gender	Age																	Total
	5	6	7	8	9	10	11	12	13	14	15	16	17	18	19	20>		
Male	0	0	0	0	0	0	0	0	0	0	100	122	124	39	6	3	394	
Female	0	0	0	0	0	0	0	0	0	0	98	103	133	19	6	0	359	
Total	0	0	0	0	0	0	0	0	0	0	198	225	257	58	12	3	753	

Enrolment By Grade and Gender

Gender	Grade															Total
	K	1	2	3	4	5	6	7	8	9	10	11	12	4th		
Male	0	0	0	0	0	0	0	0	0	0	109	137	135	13	394	
Female	0	0	0	0	0	0	0	0	0	0	105	111	136	7	359	
Total	0	0	0	0	0	0	0	0	0	0	214	248	271	20	753	

Enrolment By Grade
For 249



* Data from the 2004-2005 AGR(Enrolment/Age as of the last day in Sept./Dec.)

** Newfoundland Statistics Classification System

*** May include itinerant teachers



**School Description Report
2004-05**

District 4 - Eastern

#253 - Carbonear Collegiate, Carbonear

Classification: Rural Community/Avalon Region**

Grades: 10-12

Number of Grades: 3

[School FTE PTR : 17.2](#)

[District FTE PTR : 14.6](#)

[Provincial FTE PTR : 13.6](#)

[FTE Teachers](#) *** : 32.0

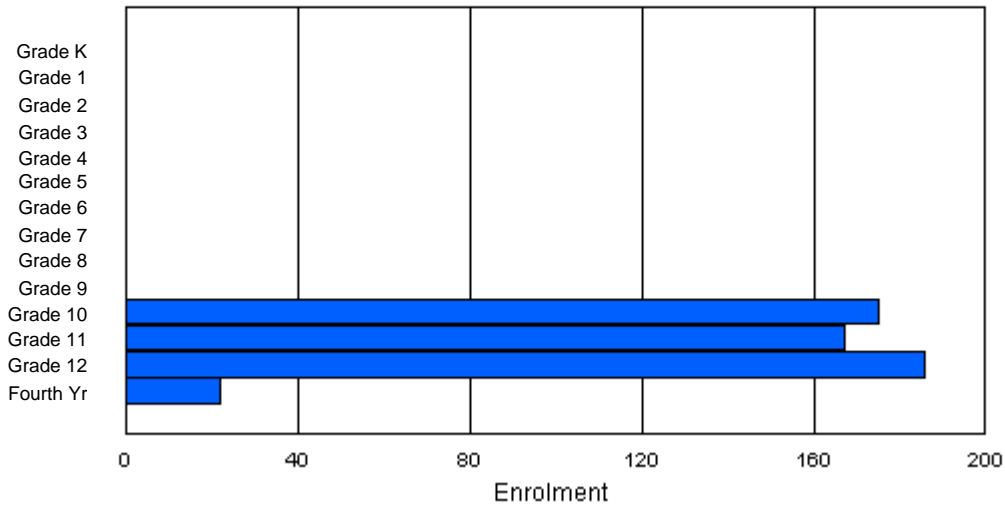
Enrolment By Age and Gender

Gender	Age																	Total
	5	6	7	8	9	10	11	12	13	14	15	16	17	18	19	20>		
Male	0	0	0	0	0	0	0	0	0	0	87	90	97	11	2	0	287	
Female	0	0	0	0	0	0	0	0	0	0	77	69	99	16	2	0	263	
Total	0	0	0	0	0	0	0	0	0	0	164	159	196	27	4	0	550	

Enrolment By Grade and Gender

Gender	Grade															Total
	K	1	2	3	4	5	6	7	8	9	10	11	12	4th		
Male	0	0	0	0	0	0	0	0	0	0	92	93	94	8	287	
Female	0	0	0	0	0	0	0	0	0	0	83	74	92	14	263	
Total	0	0	0	0	0	0	0	0	0	0	175	167	186	22	550	

Enrolment By Grade
For 253



* Data from the 2004-2005 AGR(Enrolment/Age as of the last day in Sept./Dec.)

** Newfoundland Statistics Classification System

*** May include itinerant teachers



**School Description Report
2004-05**

District 4 - Eastern

#254 - Davis Elementary, Carbonear

Classification: Rural Community/Avalon Region**

Grades: K-5

Number of Grades: 6

[School FTE PTR : 14.6](#)

[District FTE PTR : 14.6](#)

[Provincial FTE PTR : 13.6](#)

[FTE Teachers](#) *** : 20.6

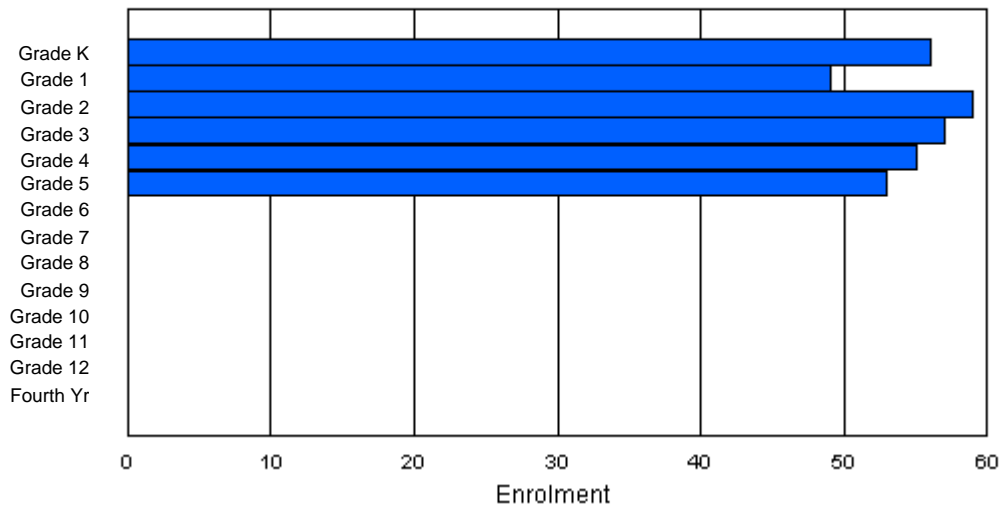
Enrolment By Age and Gender

Gender	Age																Total
	5	6	7	8	9	10	11	12	13	14	15	16	17	18	19	20>	
Male	32	24	31	26	26	25	1	0	0	0	0	0	0	0	0	0	165
Female	23	26	28	29	32	26	0	0	0	0	0	0	0	0	0	0	164
Total	55	50	59	55	58	51	1	0	0	0	0	0	0	0	0	0	329

Enrolment By Grade and Gender

Gender	Grade															Total
	K	1	2	3	4	5	6	7	8	9	10	11	12	4th		
Male	33	23	31	28	24	26	0	0	0	0	0	0	0	0	0	165
Female	23	26	28	29	31	27	0	0	0	0	0	0	0	0	0	164
Total	56	49	59	57	55	53	0	0	0	0	0	0	0	0	0	329

Enrolment By Grade
For 254



* Data from the 2004-2005 AGR(Enrolment/Age as of the last day in Sept./Dec.)

** Newfoundland Statistics Classification System

*** May include itinerant teachers



**School Description Report
2004-05**

District 4 - Eastern

#258 - Holy Family Elementary, Chapel Arm

Classification: Rural Community/Avalon Region**

Grades: K-6

Number of Grades: 7

[School FTE PTR : 12.0](#)

[District FTE PTR : 14.6](#)

[Provincial FTE PTR : 13.6](#)

[FTE Teachers](#) *** : 10.9

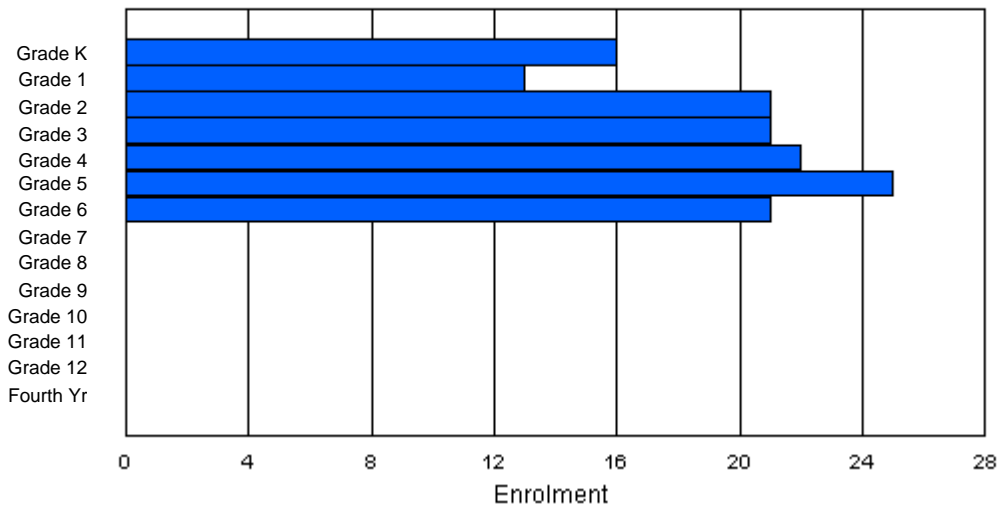
Enrolment By Age and Gender

Gender	Age																Total
	5	6	7	8	9	10	11	12	13	14	15	16	17	18	19	20>	
Male	7	6	5	13	13	10	11	1	0	0	0	0	0	0	0	0	66
Female	9	7	13	9	10	12	11	2	0	0	0	0	0	0	0	0	73
Total	16	13	18	22	23	22	22	3	0	0	0	0	0	0	0	0	139

Enrolment By Grade and Gender

Gender	Grade														Total
	K	1	2	3	4	5	6	7	8	9	10	11	12	4th	
Male	7	6	7	13	12	13	8	0	0	0	0	0	0	0	66
Female	9	7	14	8	10	12	13	0	0	0	0	0	0	0	73
Total	16	13	21	21	22	25	21	0	0	0	0	0	0	0	139

Enrolment By Grade
For 258



* Data from the 2004-2005 AGR(Enrolment/Age as of the last day in Sept./Dec.)

** Newfoundland Statistics Classification System

*** May include itinerant teachers



**School Description Report
2004-05**

District 4 - Eastern

#259 - Coley's Point Primary, Coley's Point

Classification: Rural Community/Avalon Region**

Grades: K-4

Number of Grades: 5

[School FTE PTR : 14.6](#)

[District FTE PTR : 14.6](#)

[Provincial FTE PTR : 13.6](#)

[FTE Teachers](#) *** : 24.0

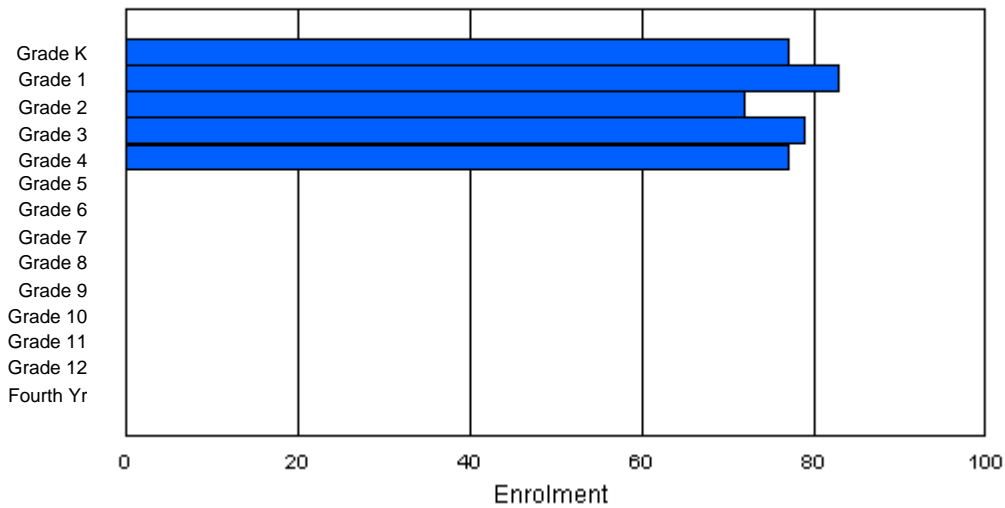
Enrolment By Age and Gender

Gender	Age																Total
	5	6	7	8	9	10	11	12	13	14	15	16	17	18	19	20>	
Male	37	41	39	39	35	1	0	0	0	0	0	0	0	0	0	0	192
Female	39	41	35	40	41	0	0	0	0	0	0	0	0	0	0	0	196
Total	76	82	74	79	76	1	0	0	0	0	0	0	0	0	0	0	388

Enrolment By Grade and Gender

Gender	Grade															Total
	K	1	2	3	4	5	6	7	8	9	10	11	12	4th		
Male	38	42	37	39	36	0	0	0	0	0	0	0	0	0	0	192
Female	39	41	35	40	41	0	0	0	0	0	0	0	0	0	0	196
Total	77	83	72	79	77	0	0	0	0	0	0	0	0	0	0	388

Enrolment By Grade
For 259



* Data from the 2004-2005 AGR(Enrolment/Age as of the last day in Sept./Dec.)

** Newfoundland Statistics Classification System

*** May include itinerant teachers



**School Description Report
2004-05**

District 4 - Eastern

#260 - Immaculate Conception, Colliers

Classification: Rural Community/Avalon Region**

Grades: K-4

Number of Grades: 5

[School FTE PTR : 11.7](#)

[District FTE PTR : 14.6](#)

[Provincial FTE PTR : 13.6](#)

[FTE Teachers](#) *** : 7.5

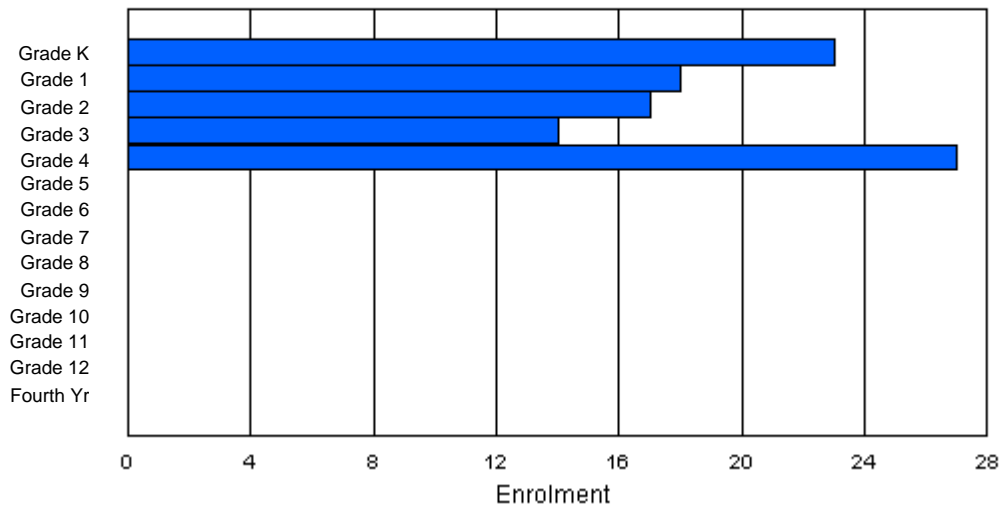
Enrolment By Age and Gender

Gender	Age																Total
	5	6	7	8	9	10	11	12	13	14	15	16	17	18	19	20>	
Male	10	8	9	7	11	0	0	0	0	0	0	0	0	0	0	0	45
Female	13	10	8	7	16	0	0	0	0	0	0	0	0	0	0	0	54
Total	23	18	17	14	27	0	0	0	0	0	0	0	0	0	0	0	99

Enrolment By Grade and Gender

Gender	Grade															Total
	K	1	2	3	4	5	6	7	8	9	10	11	12	4th		
Male	10	8	9	7	11	0	0	0	0	0	0	0	0	0	0	45
Female	13	10	8	7	16	0	0	0	0	0	0	0	0	0	0	54
Total	23	18	17	14	27	0	0	0	0	0	0	0	0	0	0	99

Enrolment By Grade
For 260



* Data from the 2004-2005 AGR(Enrolment/Age as of the last day in Sept./Dec.)

** Newfoundland Statistics Classification System

*** May include itinerant teachers



**School Description Report
2004-05**

District 4 - Eastern

#262 - Woodland Elementary, Dildo

Classification: Rural Community/Avalon Region**

Grades: K-6

Number of Grades: 7

[School FTE PTR : 13.1](#)

[District FTE PTR : 14.6](#)

[Provincial FTE PTR : 13.6](#)

[FTE Teachers](#) *** : 15.8

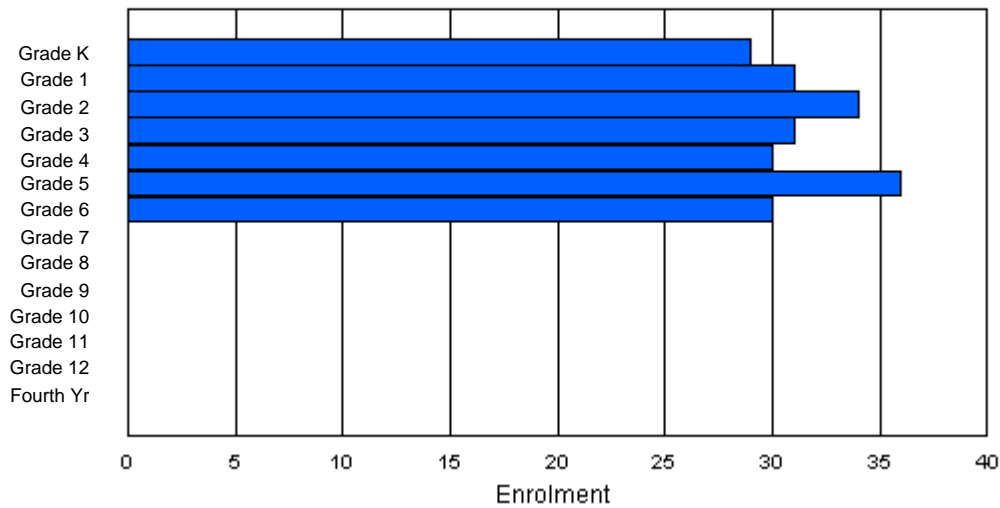
Enrolment By Age and Gender

Gender	Age																Total
	5	6	7	8	9	10	11	12	13	14	15	16	17	18	19	20>	
Male	13	18	13	18	13	18	18	2	0	0	0	0	0	0	0	0	113
Female	16	12	22	11	18	18	10	1	0	0	0	0	0	0	0	0	108
Total	29	30	35	29	31	36	28	3	0	0	0	0	0	0	0	0	221

Enrolment By Grade and Gender

Gender	Grade														Total
	K	1	2	3	4	5	6	7	8	9	10	11	12	4th	
Male	13	18	13	18	14	18	19	0	0	0	0	0	0	0	113
Female	16	13	21	13	16	18	11	0	0	0	0	0	0	0	108
Total	29	31	34	31	30	36	30	0	0	0	0	0	0	0	221

Enrolment By Grade
For 262



* Data from the 2004-2005 AGR(Enrolment/Age as of the last day in Sept./Dec.)

** Newfoundland Statistics Classification System

*** May include itinerant teachers



**School Description Report
2004-05**

District 4 - Eastern

#265 - Acreman Elementary, Green's Harbour

Classification: Rural Community/Avalon Region**

Grades: K-6

Number of Grades: 7

[School FTE PTR : 12.2](#)

[District FTE PTR : 14.6](#)

[Provincial FTE PTR : 13.6](#)

[FTE Teachers](#) *** : 8.8

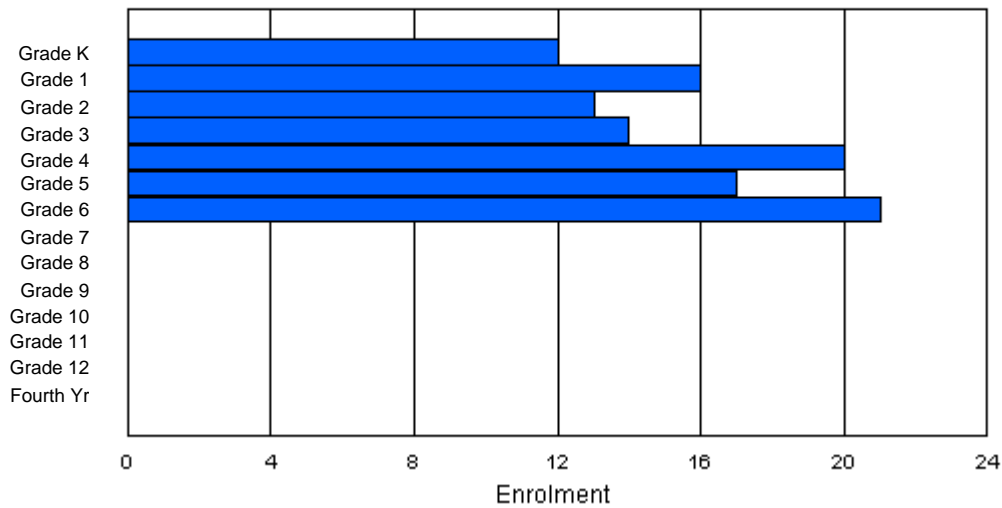
Enrolment By Age and Gender

Gender	Age																Total
	5	6	7	8	9	10	11	12	13	14	15	16	17	18	19	20>	
Male	6	10	4	5	10	9	9	0	0	0	0	0	0	0	0	0	53
Female	6	7	8	9	10	8	11	1	0	0	0	0	0	0	0	0	60
Total	12	17	12	14	20	17	20	1	0	0	0	0	0	0	0	0	113

Enrolment By Grade and Gender

Gender	K	Grade												4th	Total	
		1	2	3	4	5	6	7	8	9	10	11	12			
Male	6	9	5	5	10	9	9	0	0	0	0	0	0	0	0	53
Female	6	7	8	9	10	8	12	0	0	0	0	0	0	0	0	60
Total	12	16	13	14	20	17	21	0	0	0	0	0	0	0	0	113

Enrolment By Grade
For 265



* Data from the 2004-2005 AGR(Enrolment/Age as of the last day in Sept./Dec.)

** Newfoundland Statistics Classification System

*** May include itinerant teachers



**School Description Report
2004-05**

District 4 - Eastern

#268 - Harbour Grace Primary, Harbour Grace

Classification: Rural Community/Avalon Region**

Grades: K-5

Number of Grades: 6

[School FTE PTR : 14.3](#)

[District FTE PTR : 14.6](#)

[Provincial FTE PTR : 13.6](#)

[FTE Teachers](#) *** : 13.0

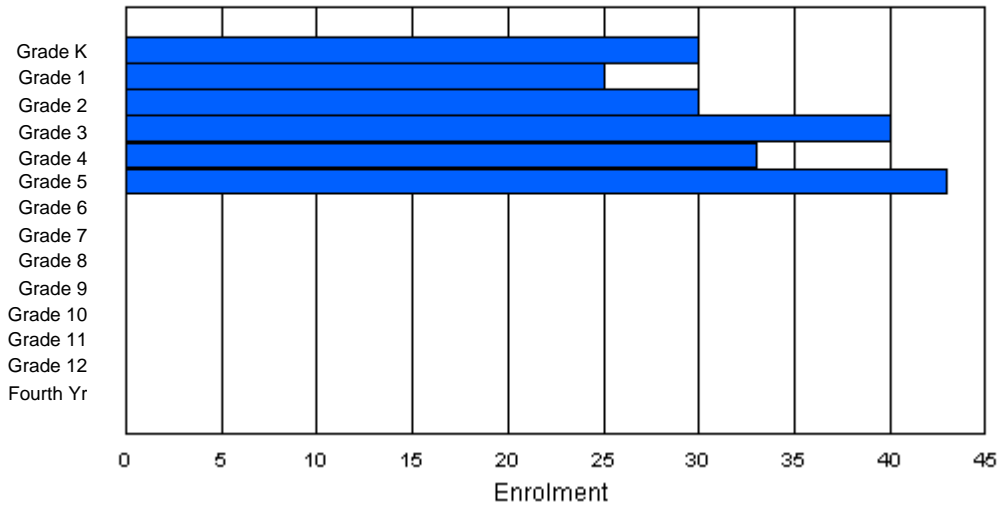
Enrolment By Age and Gender

Gender	Age																Total
	5	6	7	8	9	10	11	12	13	14	15	16	17	18	19	20>	
Male	14	16	15	24	19	21	0	0	0	0	0	0	0	0	0	0	109
Female	16	9	15	16	13	23	0	0	0	0	0	0	0	0	0	0	92
Total	30	25	30	40	32	44	0	0	0	0	0	0	0	0	0	0	201

Enrolment By Grade and Gender

Gender	Grade															Total
	K	1	2	3	4	5	6	7	8	9	10	11	12	4th		
Male	14	16	15	24	20	20	0	0	0	0	0	0	0	0	0	109
Female	16	9	15	16	13	23	0	0	0	0	0	0	0	0	0	92
Total	30	25	30	40	33	43	0	0	0	0	0	0	0	0	0	201

Enrolment By Grade
For 268



* Data from the 2004-2005 AGR(Enrolment/Age as of the last day in Sept./Dec.)

** Newfoundland Statistics Classification System

*** May include itinerant teachers



**School Description Report
2004-05**

District 4 - Eastern

#269 - St. Francis, Harbour Grace

Classification: Rural Community/Avalon Region**

Grades: 6-9

Number of Grades: 4

[School FTE PTR : 15.3](#)

[District FTE PTR : 14.6](#)

[Provincial FTE PTR : 13.6](#)

[FTE Teachers](#) *** : 26.5

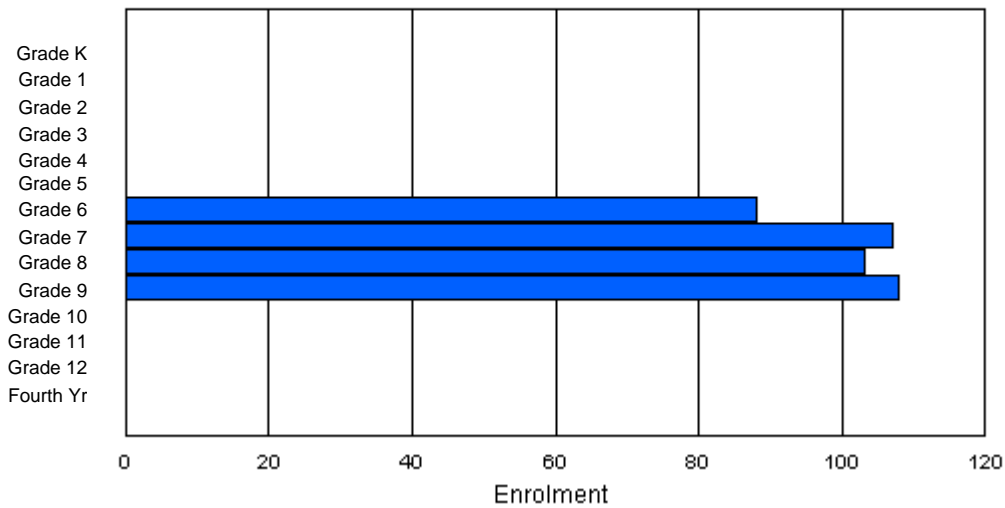
Enrolment By Age and Gender

Gender	Age																Total
	5	6	7	8	9	10	11	12	13	14	15	16	17	18	19	20>	
Male	0	0	0	0	0	0	52	53	57	56	3	0	0	0	0	0	221
Female	0	0	0	0	0	1	35	52	46	49	2	0	0	0	0	0	185
Total	0	0	0	0	0	1	87	105	103	105	5	0	0	0	0	0	406

Enrolment By Grade and Gender

Gender	Grade														Total
	K	1	2	3	4	5	6	7	8	9	10	11	12	4th	
Male	0	0	0	0	0	0	52	54	58	57	0	0	0	0	221
Female	0	0	0	0	0	0	36	53	45	51	0	0	0	0	185
Total	0	0	0	0	0	0	88	107	103	108	0	0	0	0	406

Enrolment By Grade
For 269



* Data from the 2004-2005 AGR(Enrolment/Age as of the last day in Sept./Dec.)

** Newfoundland Statistics Classification System

*** May include itinerant teachers



**School Description Report
2004-05**

District 4 - Eastern

#272 - Holy Cross Elementary, Holyrood

Classification: Rural Community/Avalon Region**

Grades: K-6

Number of Grades: 7

[School FTE PTR : 12.4](#)

[District FTE PTR : 14.6](#)

[Provincial FTE PTR : 13.6](#)

[FTE Teachers](#) *** : 13.5

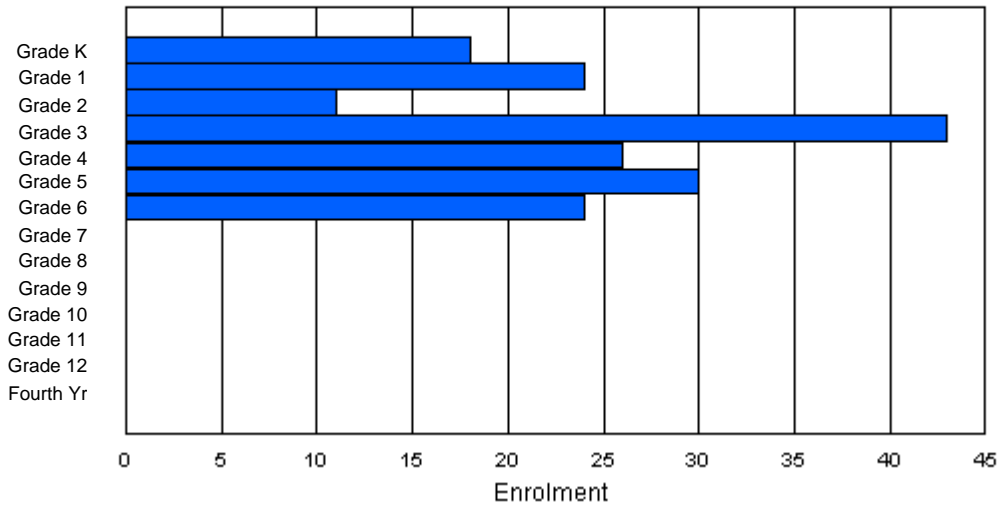
Enrolment By Age and Gender

Gender	Age																Total
	5	6	7	8	9	10	11	12	13	14	15	16	17	18	19	20>	
Male	8	11	1	21	15	13	5	1	0	0	0	0	0	0	0	0	75
Female	9	13	11	19	13	18	17	1	0	0	0	0	0	0	0	0	101
Total	17	24	12	40	28	31	22	2	0	0	0	0	0	0	0	0	176

Enrolment By Grade and Gender

Gender	Grade														Total
	K	1	2	3	4	5	6	7	8	9	10	11	12	4th	
Male	8	12	0	24	13	12	6	0	0	0	0	0	0	0	75
Female	10	12	11	19	13	18	18	0	0	0	0	0	0	0	101
Total	18	24	11	43	26	30	24	0	0	0	0	0	0	0	176

Enrolment By Grade
For 272



* Data from the 2004-2005 AGR(Enrolment/Age as of the last day in Sept./Dec.)

** Newfoundland Statistics Classification System

*** May include itinerant teachers



School Description Report 2004-05

District 4 - Eastern

#274 - St. Catherine's Academy, Mount Carmel

Classification: Rural Community/Avalon Region**

Grades: K-12

Number of Grades: 13

[School FTE PTR : 10.7](#)

[District FTE PTR : 14.6](#)

[Provincial FTE PTR : 13.6](#)

[FTE Teachers](#) *** : 19.5

Enrolment By Age and Gender

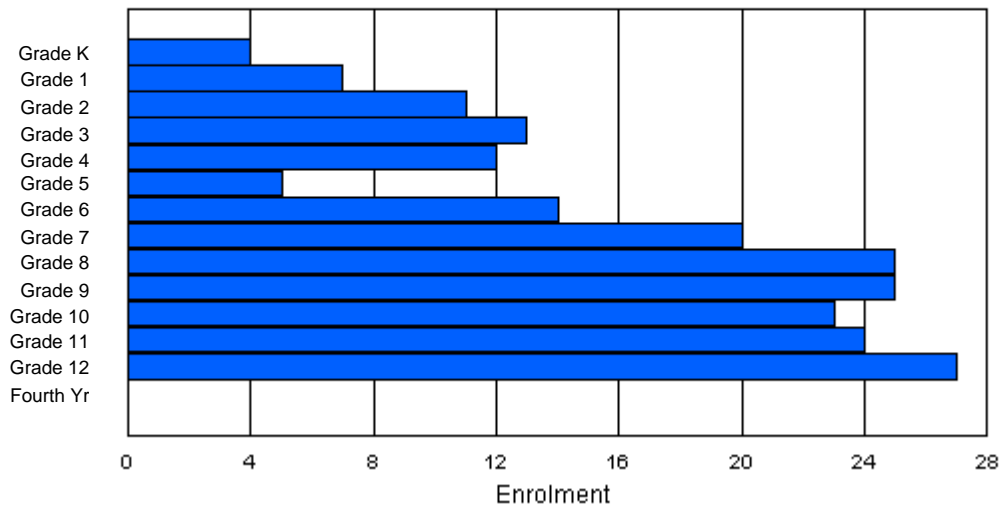
Gender	Age																	Total
	5	6	7	8	9	10	11	12	13	14	15	16	17	18	19	20>		
Male	3	3	5	9	7	3	6	9	17	10	12	14	15	0	0	0	113	
Female	1	4	6	3	6	2	8	11	4	18	9	13	12	0	0	0	97	
Total	4	7	11	12	13	5	14	20	21	28	21	27	27	0	0	0	210	

Enrolment By Grade and Gender

Gender	Grade															Total
	K	1	2	3	4	5	6	7	8	9	10	11	12	4th		
Male	3	3	5	10	6	3	6	9	19	8	15	11	15	0	113	
Female	1	4	6	3	6	2	8	11	6	17	8	13	12	0	97	
Total	4	7	11	13	12	5	14	20	25	25	23	24	27	0	210	

Enrolment By Grade

For 274



* Data from the 2004-2005 AGR(Enrolment/Age as of the last day in Sept./Dec.)

** Newfoundland Statistics Classification System

*** May include itinerant teachers



**School Description Report
2004-05**

District 4 - Eastern

#278 - All Hallows Elementary, North River

Classification: Rural Community/Avalon Region**

Grades: K-6

Number of Grades: 7

[School FTE PTR : 14.2](#)

[District FTE PTR : 14.6](#)

[Provincial FTE PTR : 13.6](#)

[FTE Teachers](#) *** : 30.5

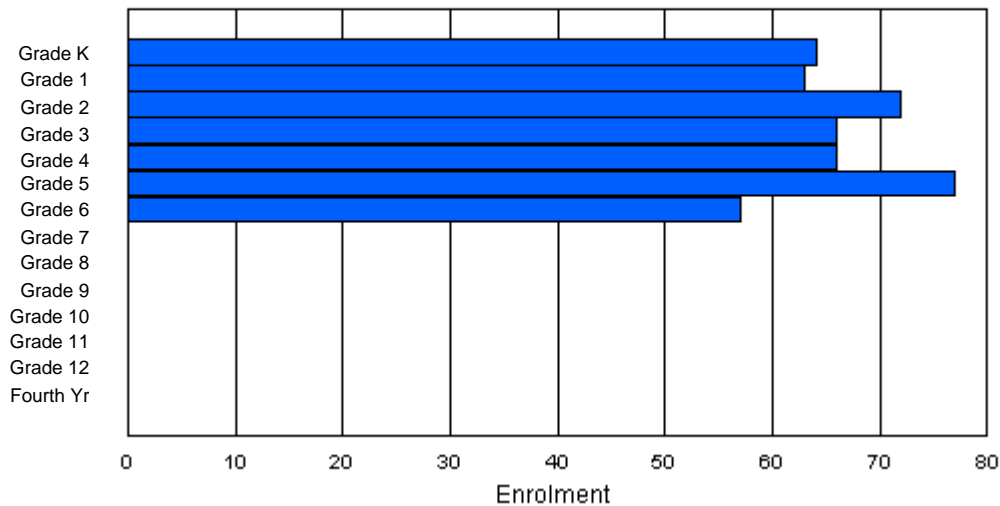
Enrolment By Age and Gender

Gender	Age																Total
	5	6	7	8	9	10	11	12	13	14	15	16	17	18	19	20>	
Male	32	38	34	36	30	35	30	1	0	0	0	0	0	0	0	0	236
Female	32	25	38	30	36	42	26	0	0	0	0	0	0	0	0	0	229
Total	64	63	72	66	66	77	56	1	0	0	0	0	0	0	0	0	465

Enrolment By Grade and Gender

Gender	Grade														Total	
	K	1	2	3	4	5	6	7	8	9	10	11	12	4th		
Male	32	38	34	36	30	35	31	0	0	0	0	0	0	0	0	236
Female	32	25	38	30	36	42	26	0	0	0	0	0	0	0	0	229
Total	64	63	72	66	66	77	57	0	0	0	0	0	0	0	0	465

Enrolment By Grade
For 278



* Data from the 2004-2005 AGR(Enrolment/Age as of the last day in Sept./Dec.)

** Newfoundland Statistics Classification System

*** May include itinerant teachers



**School Description Report
2004-05**

District 4 - Eastern

#280 - Laval High, Placentia

Classification: Rural Community/Avalon Region**

Grades: 9-12

Number of Grades: 4

[School FTE PTR : 12.8](#)

[District FTE PTR : 14.6](#)

[Provincial FTE PTR : 13.6](#)

[FTE Teachers](#) *** : 22.0

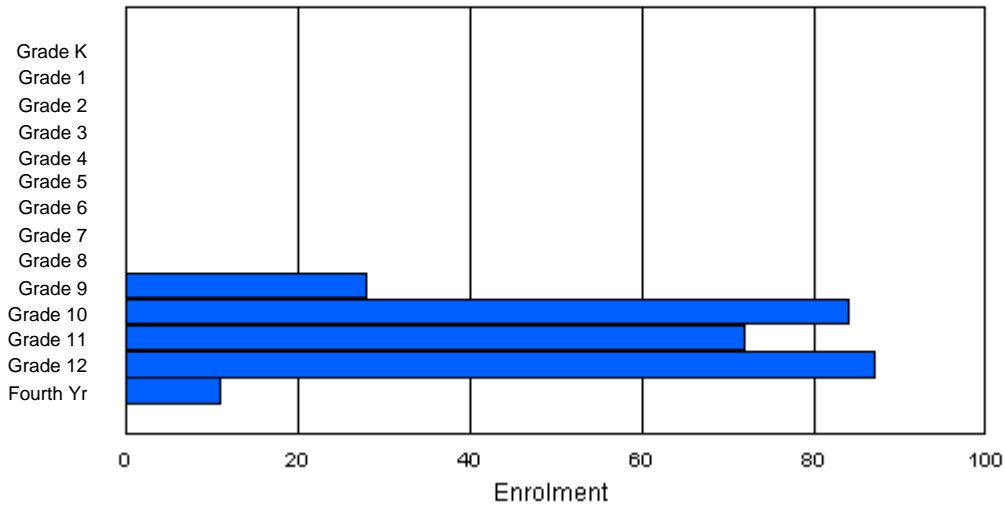
Enrolment By Age and Gender

Gender	Age																Total
	5	6	7	8	9	10	11	12	13	14	15	16	17	18	19	20>	
Male	0	0	0	0	0	0	0	0	0	13	47	37	38	11	3	1	150
Female	0	0	0	1	0	0	0	0	0	12	35	33	39	11	1	0	132
Total	0	0	0	1	0	0	0	0	0	25	82	70	77	22	4	1	282

Enrolment By Grade and Gender

Gender	Grade															Total
	K	1	2	3	4	5	6	7	8	9	10	11	12	4th		
Male	0	0	0	0	0	0	0	0	0	14	49	40	41	6	150	
Female	0	0	0	0	0	0	0	0	0	14	35	32	46	5	132	
Total	0	0	0	0	0	0	0	0	0	28	84	72	87	11	282	

Enrolment By Grade
For 280



* Data from the 2004-2005 AGR(Enrolment/Age as of the last day in Sept./Dec.)

** Newfoundland Statistics Classification System

*** May include itinerant teachers



**School Description Report
2004-05**

District 4 - Eastern

#281 - St. Edward's Elementary, Placentia

Classification: Rural Community/Avalon Region**

Grades: K-8

Number of Grades: 9

[School FTE PTR : 13.2](#)

[District FTE PTR : 14.6](#)

[Provincial FTE PTR : 13.6](#)

[FTE Teachers](#) *** : 17.8

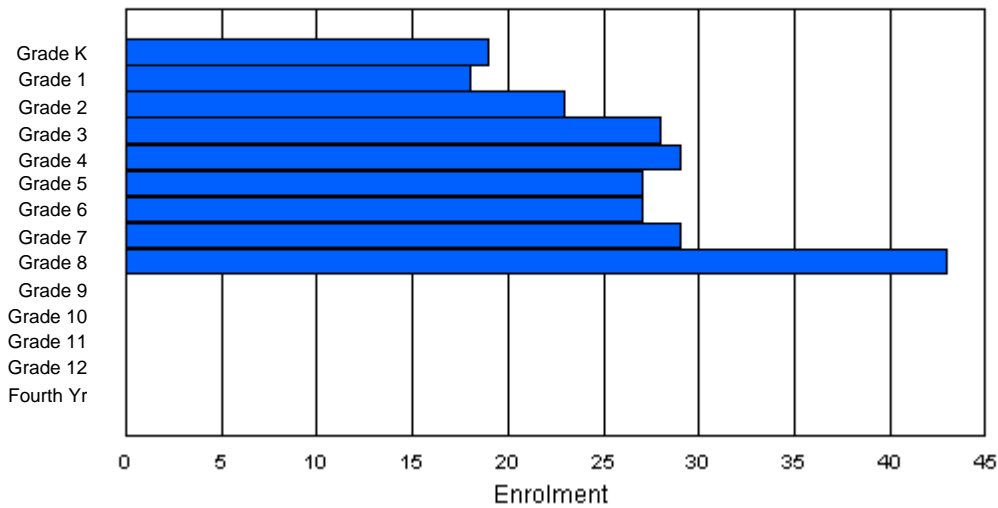
Enrolment By Age and Gender

Gender	Age																Total
	5	6	7	8	9	10	11	12	13	14	15	16	17	18	19	20>	
Male	11	7	14	7	18	17	16	16	18	0	0	0	0	0	0	0	124
Female	8	11	9	17	13	7	16	13	25	0	0	0	0	0	0	0	119
Total	19	18	23	24	31	24	32	29	43	0	0	0	0	0	0	0	243

Enrolment By Grade and Gender

Gender	Grade														Total
	K	1	2	3	4	5	6	7	8	9	10	11	12	4th	
Male	11	7	14	10	17	18	13	16	18	0	0	0	0	0	124
Female	8	11	9	18	12	9	14	13	25	0	0	0	0	0	119
Total	19	18	23	28	29	27	27	29	43	0	0	0	0	0	243

Enrolment By Grade
For 281



* Data from the 2004-2005 AGR(Enrolment/Age as of the last day in Sept./Dec.)

** Newfoundland Statistics Classification System

*** May include itinerant teachers



**School Description Report
2004-05**

District 4 - Eastern

#285 - Holy Redeemer Elementary, Spaniard's Bay

Classification: Rural Community/Avalon Region**

Grades: K-9

Number of Grades: 10

[School FTE PTR : 13.8](#)

[District FTE PTR : 14.6](#)

[Provincial FTE PTR : 13.6](#)

[FTE Teachers](#) *** : 24.0

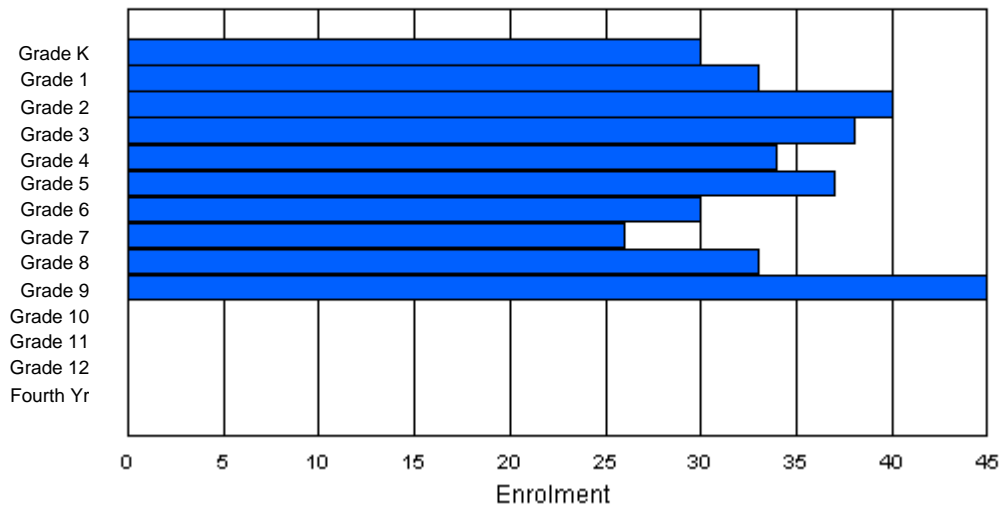
Enrolment By Age and Gender

Gender	Age																Total
	5	6	7	8	9	10	11	12	13	14	15	16	17	18	19	20>	
Male	14	21	22	20	17	15	16	14	20	24	0	0	0	0	0	0	183
Female	16	12	19	17	17	22	13	11	14	21	1	0	0	0	0	0	163
Total	30	33	41	37	34	37	29	25	34	45	1	0	0	0	0	346	

Enrolment By Grade and Gender

Gender	Grade														Total
	K	1	2	3	4	5	6	7	8	9	10	11	12	4th	
Male	14	21	22	20	17	15	17	15	19	23	0	0	0	0	183
Female	16	12	18	18	17	22	13	11	14	22	0	0	0	0	163
Total	30	33	40	38	34	37	30	26	33	45	0	0	0	0	346

Enrolment By Grade
For 285



* Data from the 2004-2005 AGR(Enrolment/Age as of the last day in Sept./Dec.)

** Newfoundland Statistics Classification System

*** May include itinerant teachers



**School Description Report
2004-05**

District 4 - Eastern

#286 - Fatima Academy, St. Bride's

Classification: Rural Community/Avalon Region**

Grades: K-12

Number of Grades: 13

[School FTE PTR : 13.0](#)

[District FTE PTR : 14.6](#)

[Provincial FTE PTR : 13.6](#)

[FTE Teachers](#) *** : 13.0

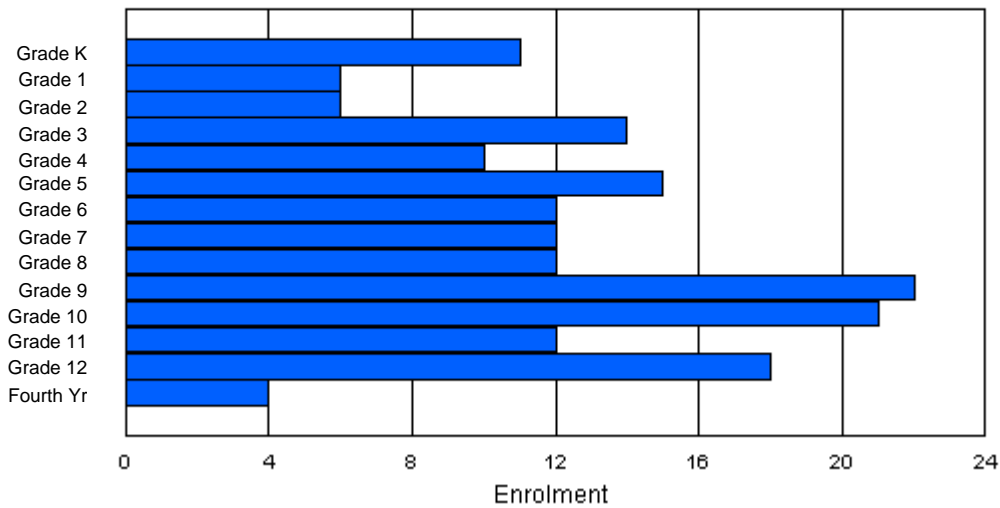
Enrolment By Age and Gender

Gender	Age																	Total
	5	6	7	8	9	10	11	12	13	14	15	16	17	18	19	20>		
Male	7	3	3	6	5	9	8	6	5	11	9	8	13	4	0	0	97	
Female	4	3	3	7	6	5	5	6	6	12	11	3	6	1	0	0	78	
Total	11	6	6	13	11	14	13	12	11	23	20	11	19	5	0	0	175	

Enrolment By Grade and Gender

Gender	K	Grade													4th	Total
		1	2	3	4	5	6	7	8	9	10	11	12			
Male	7	3	3	6	5	9	8	6	5	11	10	8	12	4	97	
Female	4	3	3	8	5	6	4	6	7	11	11	4	6	0	78	
Total	11	6	6	14	10	15	12	12	12	22	21	12	18	4	175	

Enrolment By Grade
For 286



* Data from the 2004-2005 AGR(Enrolment/Age as of the last day in Sept./Dec.)

** Newfoundland Statistics Classification System

*** May include itinerant teachers



**School Description Report
2004-05**

District 4 - Eastern

#287 - Dunne Memorial Academy, St. Mary's

Classification: Rural Community/Avalon Region**

Grades: K-12

Number of Grades: 13

[School FTE PTR : 12.5](#)

[District FTE PTR : 14.6](#)

[Provincial FTE PTR : 13.6](#)

[FTE Teachers](#) *** : 18.0

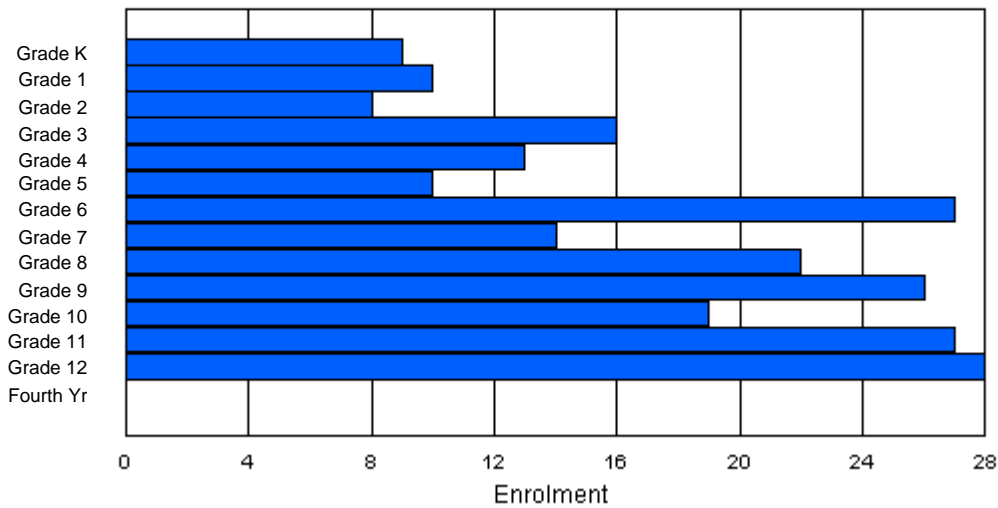
Enrolment By Age and Gender

Gender	Age																Total
	5	6	7	8	9	10	11	12	13	14	15	16	17	18	19	20>	
Male	7	6	3	14	4	4	11	10	13	15	11	12	15	2	0	0	127
Female	2	4	4	3	9	6	17	3	8	12	8	12	13	1	0	0	102
Total	9	10	7	17	13	10	28	13	21	27	19	24	28	3	0	0	229

Enrolment By Grade and Gender

Gender	K	Grade													4th	Total
		1	2	3	4	5	6	7	8	9	10	11	12			
Male	7	6	4	13	4	4	10	11	14	14	11	13	16	0	127	
Female	2	4	4	3	9	6	17	3	8	12	8	14	12	0	102	
Total	9	10	8	16	13	10	27	14	22	26	19	27	28	0	229	

Enrolment By Grade
For 287



* Data from the 2004-2005 AGR(Enrolment/Age as of the last day in Sept./Dec.)

** Newfoundland Statistics Classification System

*** May include itinerant teachers



**School Description Report
2004-05**

District 4 - Eastern

#289 - St. Peter's Elementary, Upper Island Cove

Classification: Rural Community/Avalon Region**

Grades: K-9

Number of Grades: 10

[School FTE PTR : 14.5](#)

[District FTE PTR : 14.6](#)

[Provincial FTE PTR : 13.6](#)

[FTE Teachers](#) *** : 18.0

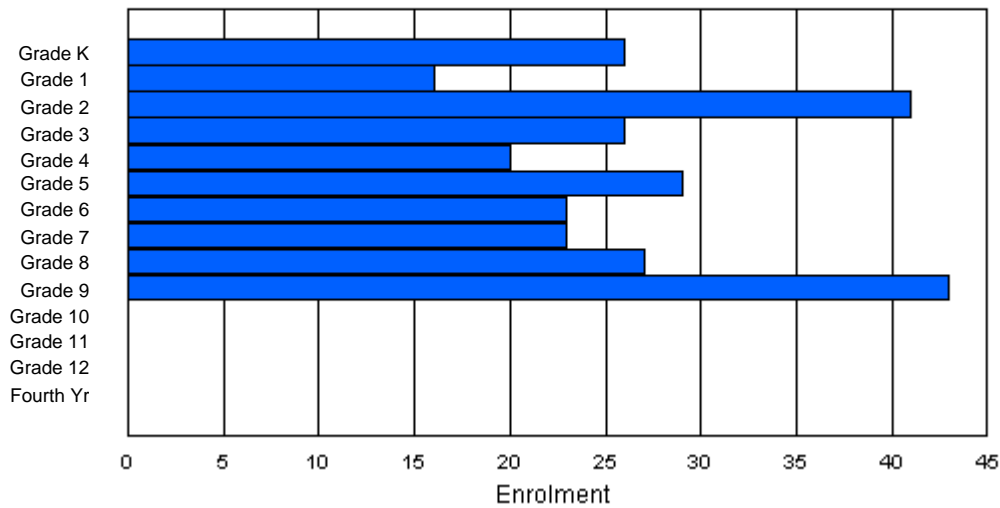
Enrolment By Age and Gender

Gender	Age																Total
	5	6	7	8	9	10	11	12	13	14	15	16	17	18	19	20>	
Male	10	10	19	16	14	13	8	10	17	17	5	0	0	0	0	0	139
Female	15	6	16	12	8	17	13	12	14	22	0	0	0	0	0	0	135
Total	25	16	35	28	22	30	21	22	31	39	5	0	0	0	0	0	274

Enrolment By Grade and Gender

Gender	Grade															Total
	K	1	2	3	4	5	6	7	8	9	10	11	12	4th		
Male	11	11	22	14	11	14	11	9	16	20	0	0	0	0	139	
Female	15	5	19	12	9	15	12	14	11	23	0	0	0	0	135	
Total	26	16	41	26	20	29	23	23	27	43	0	0	0	0	274	

Enrolment By Grade
For 289



* Data from the 2004-2005 AGR(Enrolment/Age as of the last day in Sept./Dec.)

** Newfoundland Statistics Classification System

*** May include itinerant teachers



**School Description Report
2004-05**

District 4 - Eastern

#291 - Perlwin Elementary, Winterton

Classification: Rural Community/Avalon Region**

Grades: K-9

Number of Grades: 10

[School FTE PTR : 10.5](#)

[District FTE PTR : 14.6](#)

[Provincial FTE PTR : 13.6](#)

[FTE Teachers](#) *** : 12.9

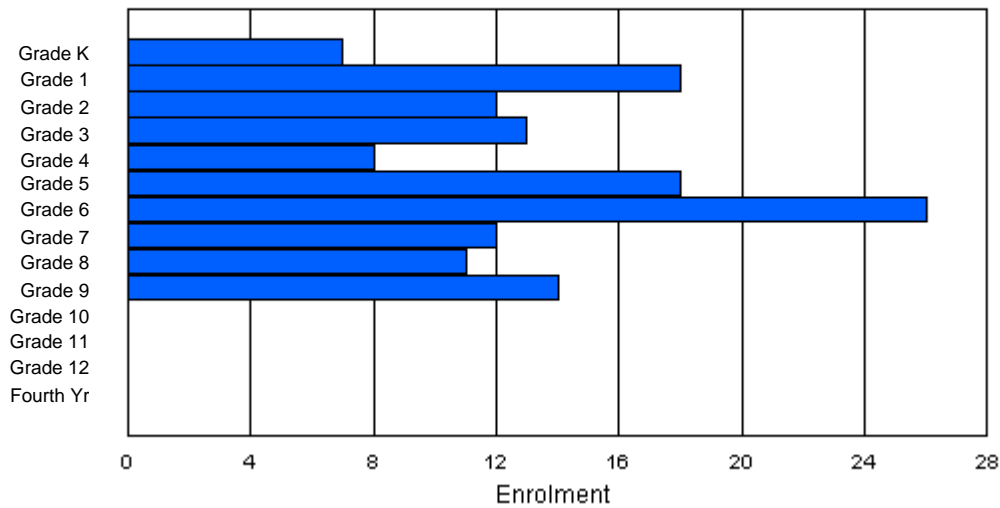
Enrolment By Age and Gender

Gender	Age																Total
	5	6	7	8	9	10	11	12	13	14	15	16	17	18	19	20>	
Male	3	10	4	7	5	10	16	7	10	7	0	0	0	0	0	0	79
Female	4	8	7	7	2	8	9	6	2	7	0	0	0	0	0	0	60
Total	7	18	11	14	7	18	25	13	12	14	0	0	0	0	0	0	139

Enrolment By Grade and Gender

Gender	Grade														Total
	K	1	2	3	4	5	6	7	8	9	10	11	12	4th	
Male	3	10	5	6	6	10	16	7	9	7	0	0	0	0	79
Female	4	8	7	7	2	8	10	5	2	7	0	0	0	0	60
Total	7	18	12	13	8	18	26	12	11	14	0	0	0	0	139

Enrolment By Grade
For 291



* Data from the 2004-2005 AGR(Enrolment/Age as of the last day in Sept./Dec.)

** Newfoundland Statistics Classification System

*** May include itinerant teachers



School Description Report 2004-05

District 4 - Eastern

#292 - St. Patrick's Elementary, Bay Bulls

Classification: Urban Community/Avalon Region**

Grades: 4-6

Number of Grades: 3

[School FTE PTR : 10.6](#)

[District FTE PTR : 14.6](#)

[Provincial FTE PTR : 13.6](#)

[FTE Teachers](#) *** : 10.7

Enrolment By Age and Gender

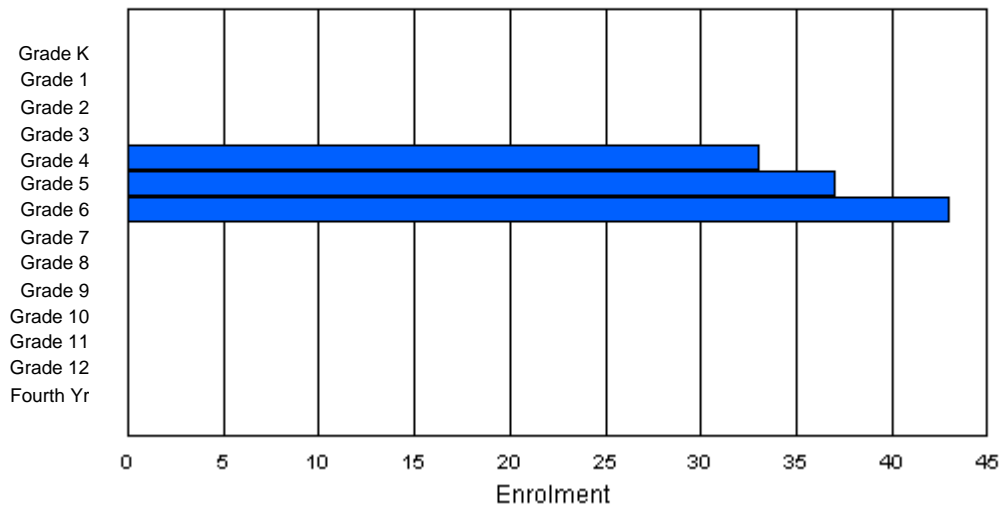
Gender	Age																Total
	5	6	7	8	9	10	11	12	13	14	15	16	17	18	19	20>	
Male	0	0	0	0	13	23	23	0	0	0	0	0	0	0	0	0	59
Female	0	0	0	0	18	13	22	1	0	0	0	0	0	0	0	0	54
Total	0	0	0	0	31	36	45	1	0	0	0	0	0	0	0	0	113

Enrolment By Grade and Gender

Gender	Grade														Total
	K	1	2	3	4	5	6	7	8	9	10	11	12	4th	
Male	0	0	0	0	15	24	20	0	0	0	0	0	0	0	59
Female	0	0	0	0	18	13	23	0	0	0	0	0	0	0	54
Total	0	0	0	0	33	37	43	0	0	0	0	0	0	0	113

Enrolment By Grade

For 292



* Data from the 2004-2005 AGR(Enrolment/Age as of the last day in Sept./Dec.)

** Newfoundland Statistics Classification System

*** May include itinerant teachers



**School Description Report
2004-05**

District 4 - Eastern

#294 - St. Augustine's Elementary, Bell Island

Classification: Rural Community/Avalon Region**

Grades: K-6

Number of Grades: 7

[School FTE PTR : 11.9](#)

[District FTE PTR : 14.6](#)

[Provincial FTE PTR : 13.6](#)

[FTE Teachers](#) *** : 16.8

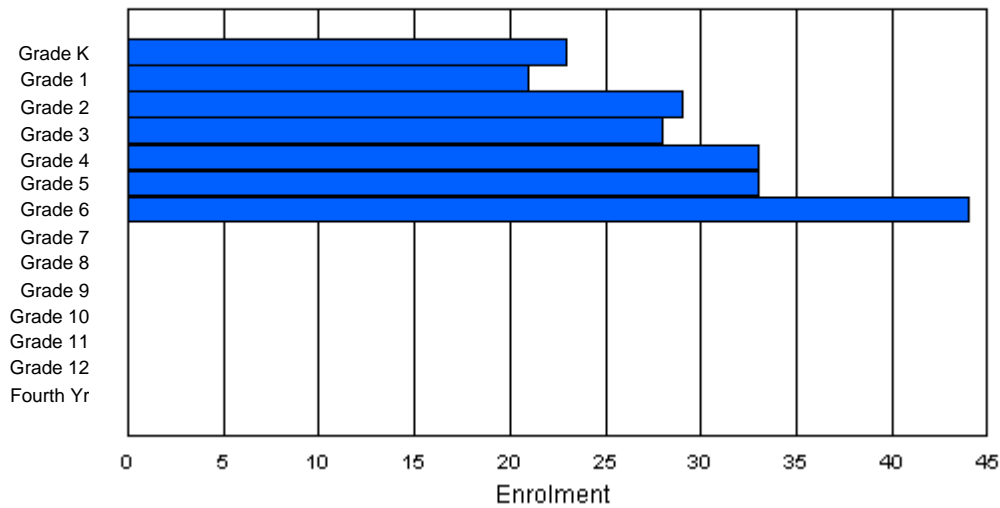
Enrolment By Age and Gender

Gender	Age																Total
	5	6	7	8	9	10	11	12	13	14	15	16	17	18	19	20>	
Male	7	10	16	16	16	17	19	9	0	0	0	0	0	0	0	0	110
Female	15	10	15	11	18	11	17	3	1	0	0	0	0	0	0	0	101
Total	22	20	31	27	34	28	36	12	1	0	0	0	0	0	0	211	

Enrolment By Grade and Gender

Gender	Grade														Total
	K	1	2	3	4	5	6	7	8	9	10	11	12	4th	
Male	8	10	15	17	15	21	24	0	0	0	0	0	0	0	110
Female	15	11	14	11	18	12	20	0	0	0	0	0	0	0	101
Total	23	21	29	28	33	33	44	0	0	0	0	0	0	0	211

Enrolment By Grade
For 294



* Data from the 2004-2005 AGR(Enrolment/Age as of the last day in Sept./Dec.)

** Newfoundland Statistics Classification System

*** May include itinerant teachers



**School Description Report
2004-05**

District 4 - Eastern

#296 - St. Michael's Regional High, Bell Island

Classification: Rural Community/Avalon Region**

Grades: 7-12

Number of Grades: 6

[School FTE PTR : 12.9](#)

[District FTE PTR : 14.6](#)

[Provincial FTE PTR : 13.6](#)

[FTE Teachers](#) *** : 23.5

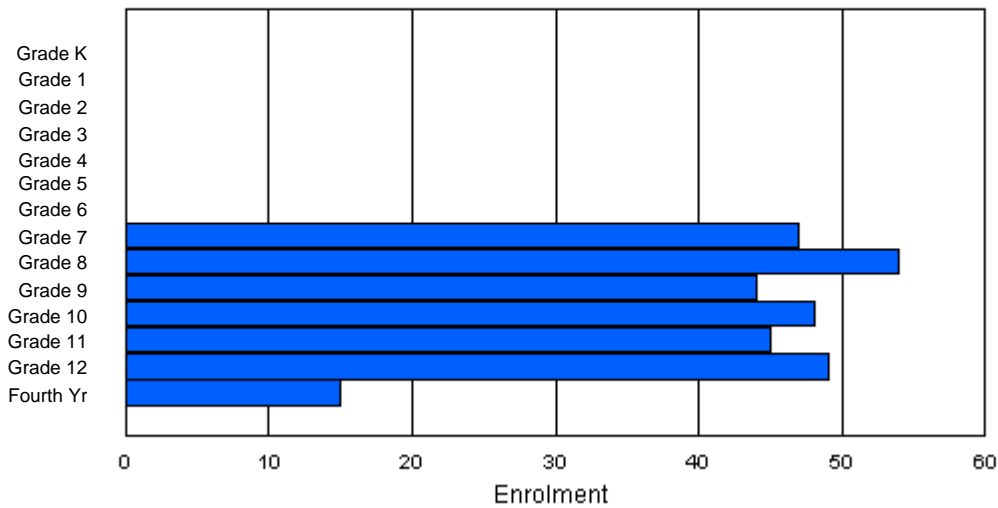
Enrolment By Age and Gender

Gender	Age																Total
	5	6	7	8	9	10	11	12	13	14	15	16	17	18	19	20>	
Male	0	0	0	0	0	0	0	20	22	22	24	24	25	11	5	0	153
Female	0	0	0	0	0	0	0	22	18	28	24	23	23	9	2	0	149
Total	0	0	0	0	0	0	0	42	40	50	48	47	48	20	7	0	302

Enrolment By Grade and Gender

Gender	Grade															Total
	K	1	2	3	4	5	6	7	8	9	10	11	12	4th		
Male	0	0	0	0	0	0	0	24	27	19	22	28	24	9	153	
Female	0	0	0	0	0	0	0	23	27	25	26	17	25	6	149	
Total	0	0	0	0	0	0	0	47	54	44	48	45	49	15	302	

Enrolment By Grade
For 296



* Data from the 2004-2005 AGR(Enrolment/Age as of the last day in Sept./Dec.)

** Newfoundland Statistics Classification System

*** May include itinerant teachers



**School Description Report
2004-05**

District 4 - Eastern

#300 - Frank Roberts Junior High, Conception Bay South (Foxtrap)

Classification: Urban Community/Avalon Region**

Grades: 7-9

Number of Grades: 3

[School FTE PTR : 17.4](#)

[District FTE PTR : 14.6](#)

[Provincial FTE PTR : 13.6](#)

[FTE Teachers](#) *** : 35.0

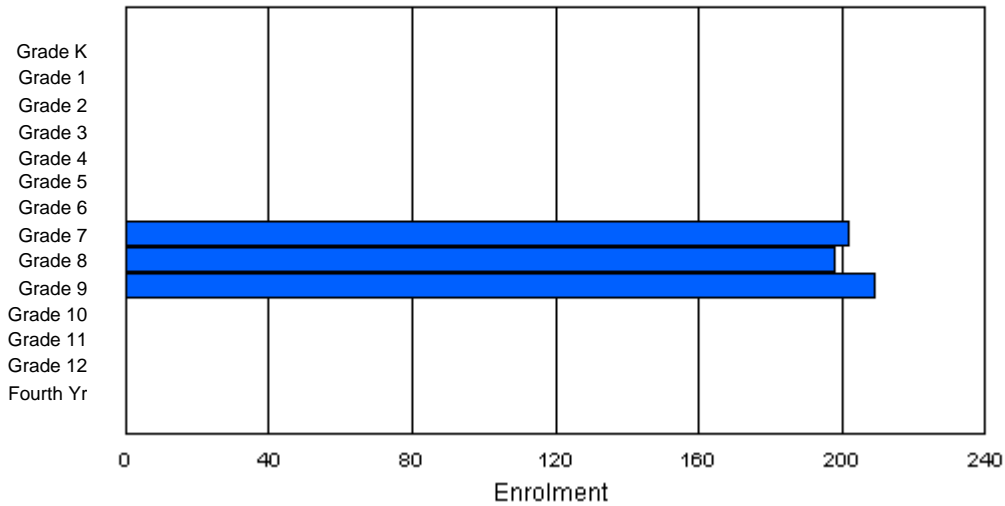
Enrolment By Age and Gender

Gender	Age																Total
	5	6	7	8	9	10	11	12	13	14	15	16	17	18	19	20>	
Male	0	0	0	0	0	0	0	93	95	109	15	1	0	0	0	0	313
Female	0	0	0	0	0	0	0	98	98	95	5	0	0	0	0	0	296
Total	0	0	0	0	0	0	0	191	193	204	20	1	0	0	0	0	609

Enrolment By Grade and Gender

Gender	Grade															Total
	K	1	2	3	4	5	6	7	8	9	10	11	12	4th		
Male	0	0	0	0	0	0	0	99	99	115	0	0	0	0	0	313
Female	0	0	0	0	0	0	0	103	99	94	0	0	0	0	0	296
Total	0	0	0	0	0	0	0	202	198	209	0	0	0	0	0	609

Enrolment By Grade
For 300



* Data from the 2004-2005 AGR(Enrolment/Age as of the last day in Sept./Dec.)

** Newfoundland Statistics Classification System

*** May include itinerant teachers



**School Description Report
2004-05**

District 4 - Eastern

#302 - Queen Elizabeth Regional High School, Conception Bay Sout

Classification: Urban Community/Avalon Region**

Grades: 10-12

Number of Grades: 3

[School FTE PTR : 15.9](#)

[District FTE PTR : 14.6](#)

[Provincial FTE PTR : 13.6](#)

[FTE Teachers](#) *** : 33.3

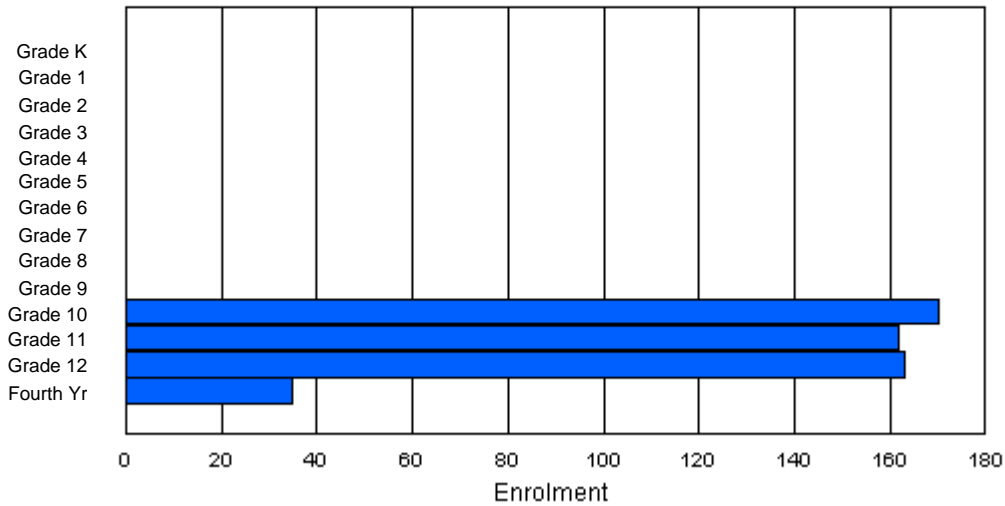
Enrolment By Age and Gender

Gender	Age																	Total
	5	6	7	8	9	10	11	12	13	14	15	16	17	18	19	20>		
Male	0	0	0	0	0	0	0	0	0	2	74	94	89	17	5	1	282	
Female	0	0	0	0	0	0	0	0	0	1	80	63	79	22	3	0	248	
Total	0	0	0	0	0	0	0	0	0	3	154	157	168	39	8	1	530	

Enrolment By Grade and Gender

Gender	Grade															Total
	K	1	2	3	4	5	6	7	8	9	10	11	12	4th		
Male	0	0	0	0	0	0	0	0	0	0	86	95	83	18	282	
Female	0	0	0	0	0	0	0	0	0	0	84	67	80	17	248	
Total	0	0	0	0	0	0	0	0	0	0	170	162	163	35	530	

Enrolment By Grade
For 302



* Data from the 2004-2005 AGR(Enrolment/Age as of the last day in Sept./Dec.)

** Newfoundland Statistics Classification System

*** May include itinerant teachers



**School Description Report
2004-05**

District 4 - Eastern

#303 - St. Edward's, Conception Bay South (Kelligrews)

Classification: Urban Community/Avalon Region**

Grades: K-6

Number of Grades: 7

[School FTE PTR : 17.5](#)

[District FTE PTR : 14.6](#)

[Provincial FTE PTR : 13.6](#)

[FTE Teachers](#) *** : 29.5

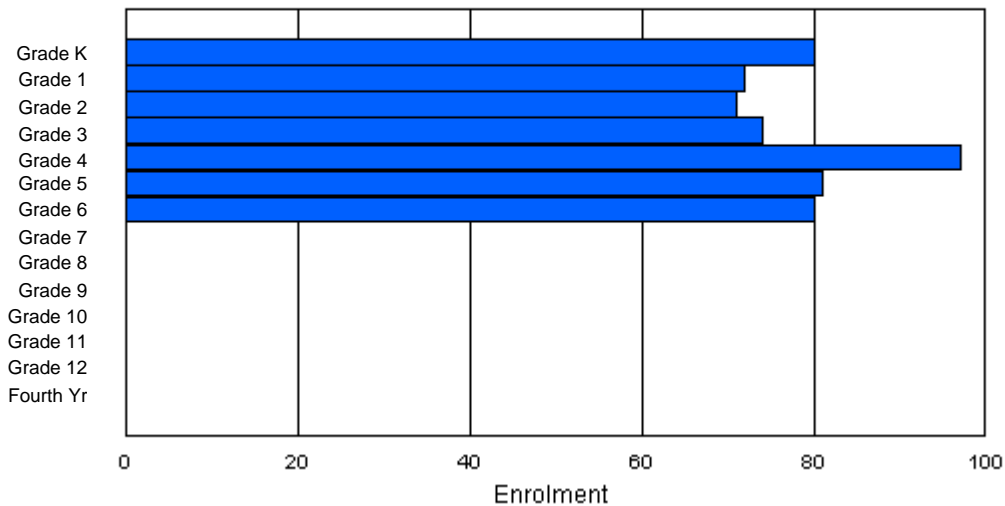
Enrolment By Age and Gender

Gender	Age																Total
	5	6	7	8	9	10	11	12	13	14	15	16	17	18	19	20>	
Male	44	32	30	39	49	33	39	4	0	0	0	0	0	0	0	0	270
Female	34	40	39	36	49	45	40	2	0	0	0	0	0	0	0	0	285
Total	78	72	69	75	98	78	79	6	0	0	0	0	0	0	0	0	555

Enrolment By Grade and Gender

Gender	Grade														Total
	K	1	2	3	4	5	6	7	8	9	10	11	12	4th	
Male	46	32	31	38	48	37	38	0	0	0	0	0	0	0	270
Female	34	40	40	36	49	44	42	0	0	0	0	0	0	0	285
Total	80	72	71	74	97	81	80	0	0	0	0	0	0	0	555

Enrolment By Grade
For 303



* Data from the 2004-2005 AGR(Enrolment/Age as of the last day in Sept./Dec.)

** Newfoundland Statistics Classification System

*** May include itinerant teachers



**School Description Report
2004-05**

District 4 - Eastern

#304 - Holy Spirit High, Conception Bay South (Manuels)

Classification: Urban Community/Avalon Region**

Grades: 10-12

Number of Grades: 3

[School FTE PTR : 19.2](#)

[District FTE PTR : 14.6](#)

[Provincial FTE PTR : 13.6](#)

[FTE Teachers](#) *** : 38.8

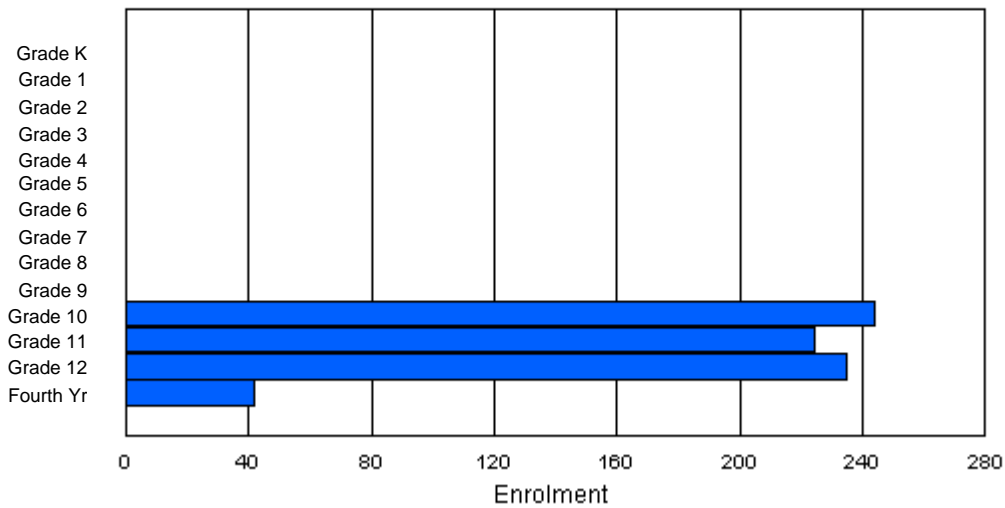
Enrolment By Age and Gender

Gender	Age																	Total
	5	6	7	8	9	10	11	12	13	14	15	16	17	18	19	20>		
Male	0	0	0	0	0	0	0	0	0	0	101	138	122	39	4	0	404	
Female	0	0	0	0	0	0	0	0	0	0	119	85	115	20	2	0	341	
Total	0	0	0	0	0	0	0	0	0	0	220	223	237	59	6	0	745	

Enrolment By Grade and Gender

Gender	Grade															Total
	K	1	2	3	4	5	6	7	8	9	10	11	12	4th		
Male	0	0	0	0	0	0	0	0	0	0	120	141	118	25	404	
Female	0	0	0	0	0	0	0	0	0	0	124	83	117	17	341	
Total	0	0	0	0	0	0	0	0	0	0	244	224	235	42	745	

Enrolment By Grade
For 304



* Data from the 2004-2005 AGR(Enrolment/Age as of the last day in Sept./Dec.)

** Newfoundland Statistics Classification System

*** May include itinerant teachers



**School Description Report
2004-05**

District 4 - Eastern

#305 - Villanova Junior High, Conception Bay South (Manuels)

Classification: Urban Community/Avalon Region**

Grades: 6-9

Number of Grades: 4

[School FTE PTR : 16.5](#)

[District FTE PTR : 14.6](#)

[Provincial FTE PTR : 13.6](#)

[FTE Teachers](#) *** : 38.0

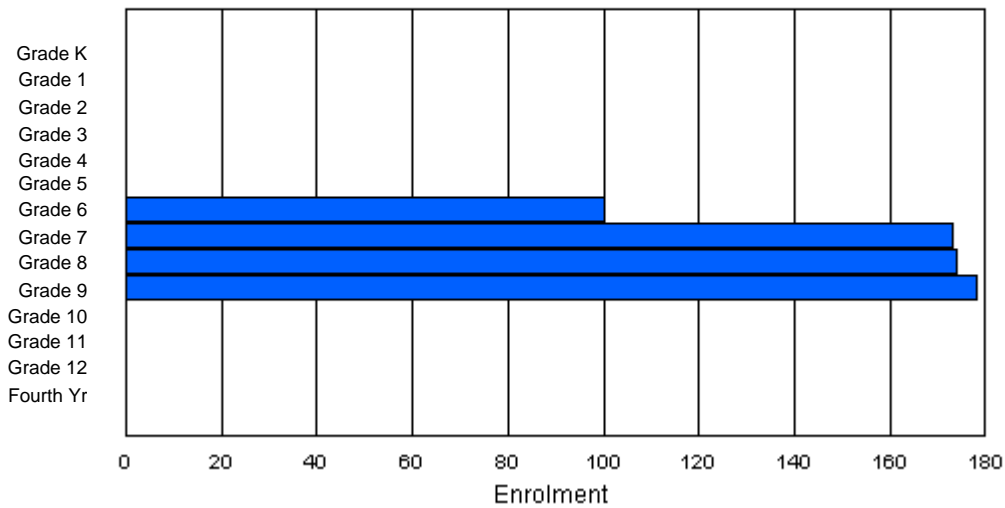
Enrolment By Age and Gender

Gender	Age																Total
	5	6	7	8	9	10	11	12	13	14	15	16	17	18	19	20>	
Male	0	0	0	0	0	1	55	72	80	88	17	2	0	0	0	0	315
Female	0	0	0	0	0	0	42	88	95	79	6	0	0	0	0	0	310
Total	0	0	0	0	0	1	97	160	175	167	23	2	0	0	0	0	625

Enrolment By Grade and Gender

Gender	Grade														Total
	K	1	2	3	4	5	6	7	8	9	10	11	12	4th	
Male	0	0	0	0	0	0	55	82	80	98	0	0	0	0	315
Female	0	0	0	0	0	0	45	91	94	80	0	0	0	0	310
Total	0	0	0	0	0	0	100	173	174	178	0	0	0	0	625

Enrolment By Grade
For 305



* Data from the 2004-2005 AGR(Enrolment/Age as of the last day in Sept./Dec.)

** Newfoundland Statistics Classification System

*** May include itinerant teachers



**School Description Report
2004-05**

District 4 - Eastern

#306 - St. George's Elementary, Conception Bay South (Manuels)

Classification: Urban Community/Avalon Region**

Grades: K-6

Number of Grades: 7

[School FTE PTR : 13.7](#)

[District FTE PTR : 14.6](#)

[Provincial FTE PTR : 13.6](#)

[FTE Teachers](#) *** : 19.7

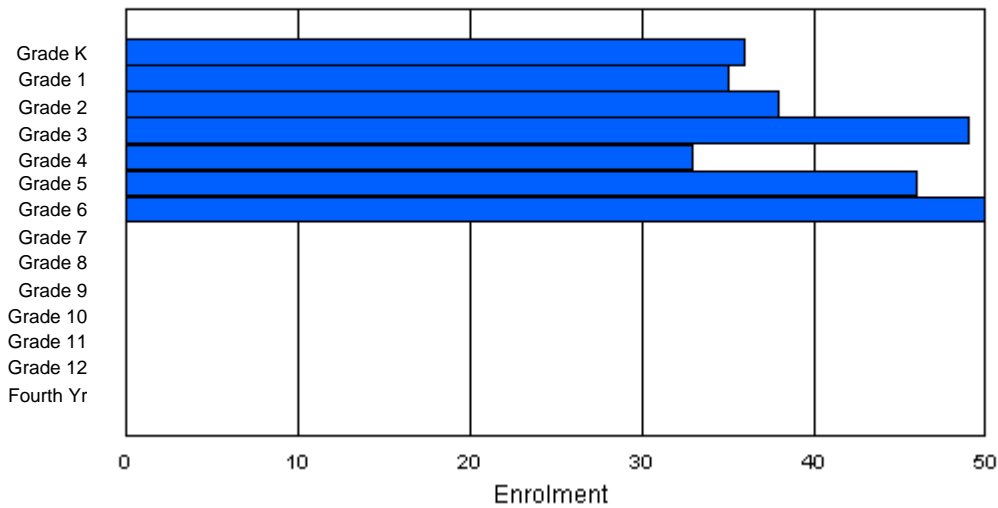
Enrolment By Age and Gender

Gender	Age																Total
	5	6	7	8	9	10	11	12	13	14	15	16	17	18	19	20>	
Male	11	15	18	27	18	21	21	2	0	0	0	0	0	0	0	0	133
Female	22	22	18	25	14	26	25	2	0	0	0	0	0	0	0	0	154
Total	33	37	36	52	32	47	46	4	0	0	0	0	0	0	0	0	287

Enrolment By Grade and Gender

Gender	Grade														Total
	K	1	2	3	4	5	6	7	8	9	10	11	12	4th	
Male	13	14	19	26	19	19	23	0	0	0	0	0	0	0	133
Female	23	21	19	23	14	27	27	0	0	0	0	0	0	0	154
Total	36	35	38	49	33	46	50	0	0	0	0	0	0	0	287

Enrolment By Grade
For 306



* Data from the 2004-2005 AGR(Enrolment/Age as of the last day in Sept./Dec.)

** Newfoundland Statistics Classification System

*** May include itinerant teachers



**School Description Report
2004-05**

District 4 - Eastern

#307 - Mobile Central High School, Mobile

Classification: Rural Community/Avalon Region**

Grades: 7-12

Number of Grades: 6

[School FTE PTR : 12.9](#)

[District FTE PTR : 14.6](#)

[Provincial FTE PTR : 13.6](#)

[FTE Teachers](#) *** : 21.6

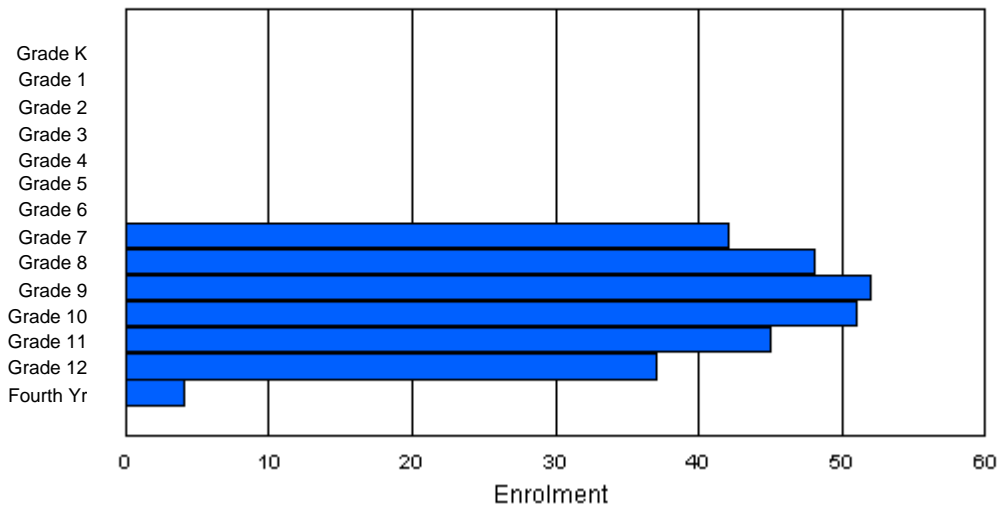
Enrolment By Age and Gender

Gender	Age																Total
	5	6	7	8	9	10	11	12	13	14	15	16	17	18	19	20>	
Male	0	0	0	0	0	0	1	22	20	26	24	25	25	6	1	1	151
Female	0	0	0	0	0	0	0	15	26	25	26	15	17	4	0	0	128
Total	0	0	0	0	0	0	1	37	46	51	50	40	42	10	1	1	279

Enrolment By Grade and Gender

Gender	Grade															Total
	K	1	2	3	4	5	6	7	8	9	10	11	12	4th		
Male	0	0	0	0	0	0	0	26	20	29	24	28	21	3	151	
Female	0	0	0	0	0	0	0	16	28	23	27	17	16	1	128	
Total	0	0	0	0	0	0	0	42	48	52	51	45	37	4	279	

Enrolment By Grade
For 307



* Data from the 2004-2005 AGR(Enrolment/Age as of the last day in Sept./Dec.)

** Newfoundland Statistics Classification System

*** May include itinerant teachers



**School Description Report
2004-05**

District 4 - Eastern

#308 - Mary Queen of the World, Mount Pearl

Classification: Urban Community/Avalon Region**

Grades: K-6

Number of Grades: 7

[School FTE PTR : 15.2](#)

[District FTE PTR : 14.6](#)

[Provincial FTE PTR : 13.6](#)

[FTE Teachers](#) *** : 27.8

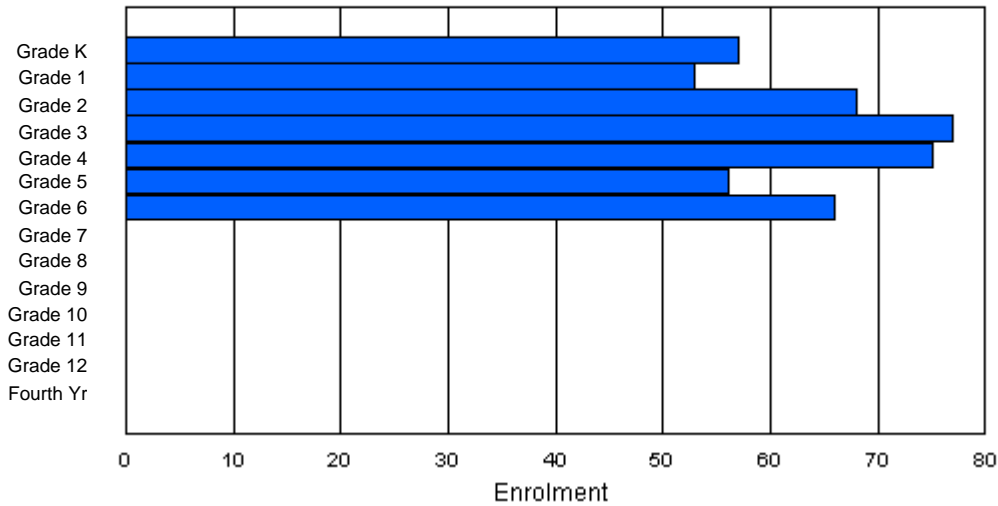
Enrolment By Age and Gender

Gender	Age																Total
	5	6	7	8	9	10	11	12	13	14	15	16	17	18	19	20>	
Male	34	25	28	48	36	31	31	5	0	0	0	0	0	0	0	0	238
Female	21	23	35	29	35	35	33	3	0	0	0	0	0	0	0	0	214
Total	55	48	63	77	71	66	64	8	0	0	0	0	0	0	0	0	452

Enrolment By Grade and Gender

Gender	Grade														Total
	K	1	2	3	4	5	6	7	8	9	10	11	12	4th	
Male	35	26	37	45	39	24	32	0	0	0	0	0	0	0	238
Female	22	27	31	32	36	32	34	0	0	0	0	0	0	0	214
Total	57	53	68	77	75	56	66	0	0	0	0	0	0	0	452

Enrolment By Grade
For 308



* Data from the 2004-2005 AGR(Enrolment/Age as of the last day in Sept./Dec.)

** Newfoundland Statistics Classification System

*** May include itinerant teachers



**School Description Report
2004-05**

District 4 - Eastern

#309 - Morris Academy, Mount Pearl

Classification: Urban Community/Avalon Region**

Grades: K-3

Number of Grades: 4

[School FTE PTR : 14.9](#)

[District FTE PTR : 14.6](#)

[Provincial FTE PTR : 13.6](#)

[FTE Teachers](#) *** : 16.8

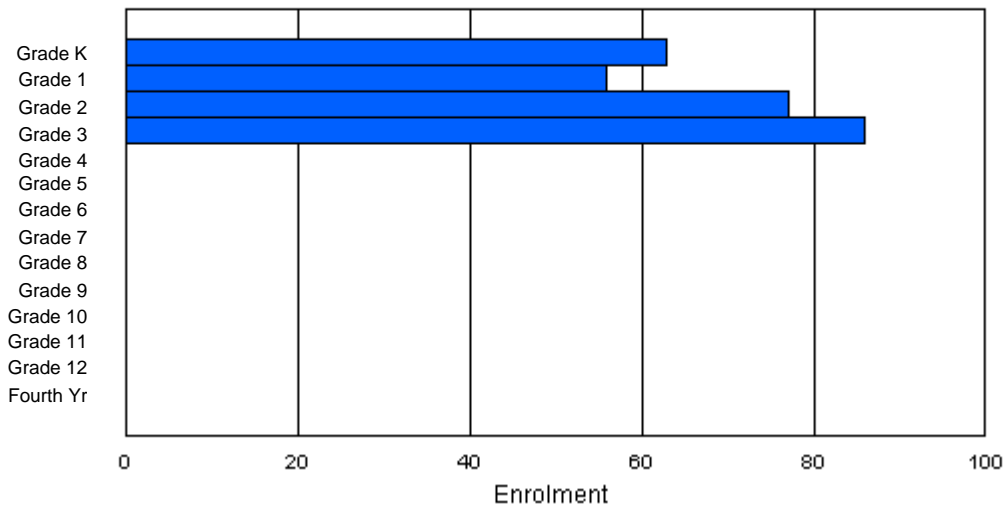
Enrolment By Age and Gender

Gender	Age																Total
	5	6	7	8	9	10	11	12	13	14	15	16	17	18	19	20>	
Male	29	28	37	40	6	0	0	0	0	0	0	0	0	0	0	0	140
Female	33	26	43	38	2	0	0	0	0	0	0	0	0	0	0	0	142
Total	62	54	80	78	8	0	0	0	0	0	0	0	0	0	0	0	282

Enrolment By Grade and Gender

Gender	Grade														Total
	K	1	2	3	4	5	6	7	8	9	10	11	12	4th	
Male	30	28	36	46	0	0	0	0	0	0	0	0	0	0	140
Female	33	28	41	40	0	0	0	0	0	0	0	0	0	0	142
Total	63	56	77	86	0	0	0	0	0	0	0	0	0	0	282

Enrolment By Grade
For 309



* Data from the 2004-2005 AGR(Enrolment/Age as of the last day in Sept./Dec.)

** Newfoundland Statistics Classification System

*** May include itinerant teachers



School Description Report 2004-05

District 4 - Eastern

#310 - Mount Pearl Intermediate, Mount Pearl

Classification: Urban Community/Avalon Region**

Grades: 4-9

Number of Grades: 6

[School FTE PTR : 18.9](#)

[District FTE PTR : 14.6](#)

[Provincial FTE PTR : 13.6](#)

[FTE Teachers](#) *** : 49.8

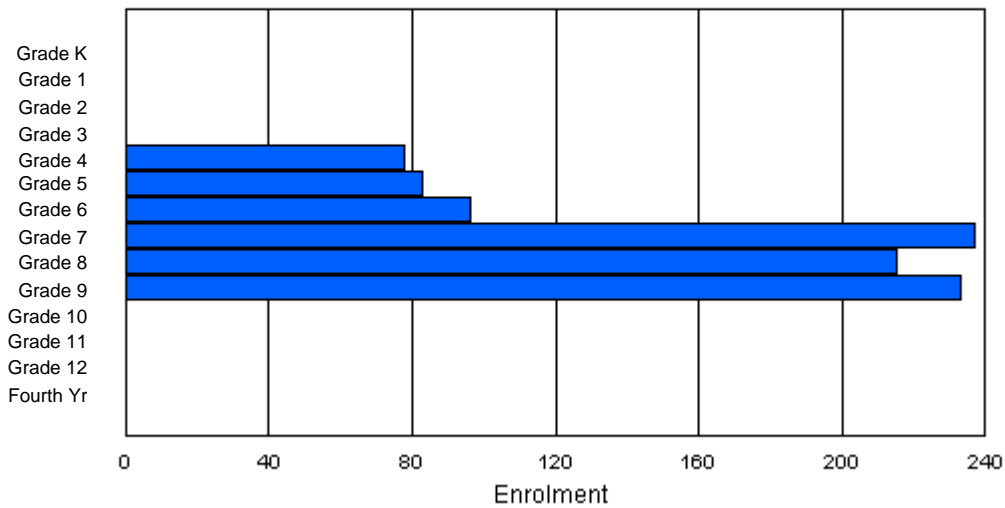
Enrolment By Age and Gender

Gender	Age																Total
	5	6	7	8	9	10	11	12	13	14	15	16	17	18	19	20>	
Male	0	0	0	0	46	36	49	111	111	105	13	2	0	0	0	0	473
Female	0	0	0	0	50	26	49	110	113	109	11	1	0	0	0	0	469
Total	0	0	0	0	96	62	98	221	224	214	24	3	0	0	0	0	942

Enrolment By Grade and Gender

Gender	Grade															Total
	K	1	2	3	4	5	6	7	8	9	10	11	12	4th		
Male	0	0	0	0	38	44	51	118	107	115	0	0	0	0	473	
Female	0	0	0	0	40	39	45	119	108	118	0	0	0	0	469	
Total	0	0	0	0	78	83	96	237	215	233	0	0	0	0	942	

Enrolment By Grade For 310



* Data from the 2004-2005 AGR(Enrolment/Age as of the last day in Sept./Dec.)

** Newfoundland Statistics Classification System

*** May include itinerant teachers



**School Description Report
2004-05**

District 4 - Eastern

#311 - Mount Pearl Senior High, Mount Pearl

Classification: Urban Community/Avalon Region**

Grades: 10-12

Number of Grades: 3

[School FTE PTR : 18.4](#)

[District FTE PTR : 14.6](#)

[Provincial FTE PTR : 13.6](#)

[FTE Teachers](#) *** : 32.8

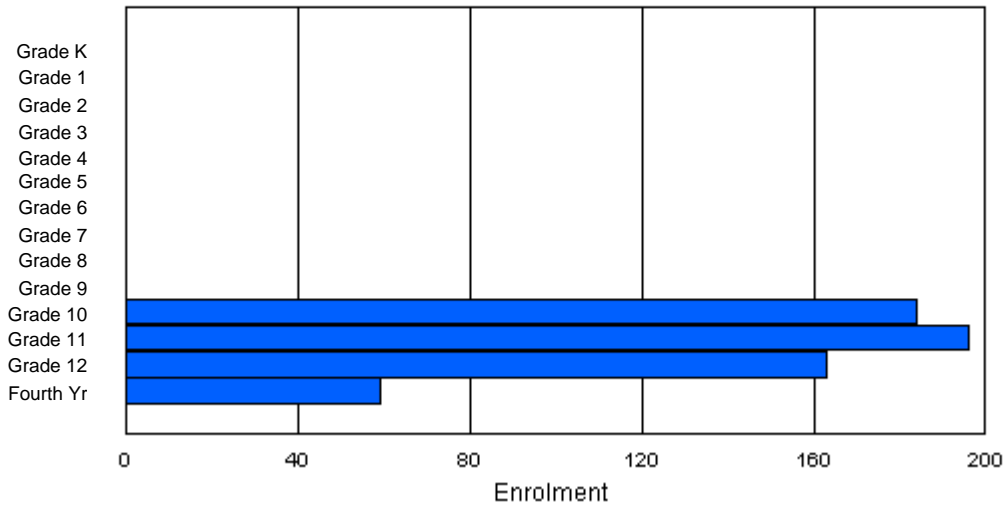
Enrolment By Age and Gender

Gender	Age																	Total
	5	6	7	8	9	10	11	12	13	14	15	16	17	18	19	20>		
Male	0	0	0	0	0	0	0	0	0	0	75	99	82	35	11	1	303	
Female	0	0	0	0	0	0	0	0	0	0	89	92	92	19	5	2	299	
Total	0	0	0	0	0	0	0	0	0	0	164	191	174	54	16	3	602	

Enrolment By Grade and Gender

Gender	Grade															Total
	K	1	2	3	4	5	6	7	8	9	10	11	12	4th		
Male	0	0	0	0	0	0	0	0	0	0	87	100	75	41	303	
Female	0	0	0	0	0	0	0	0	0	0	97	96	88	18	299	
Total	0	0	0	0	0	0	0	0	0	0	184	196	163	59	602	

Enrolment By Grade
For 311



* Data from the 2004-2005 AGR(Enrolment/Age as of the last day in Sept./Dec.)

** Newfoundland Statistics Classification System

*** May include itinerant teachers



**School Description Report
2004-05**

District 4 - Eastern

#312 - Newtown Elementary School, Mount Pearl

Classification: Urban Community/Avalon Region**

Grades: K-6

Number of Grades: 7

[School FTE PTR : 17.3](#)

[District FTE PTR : 14.6](#)

[Provincial FTE PTR : 13.6](#)

[FTE Teachers](#) *** : 26.3

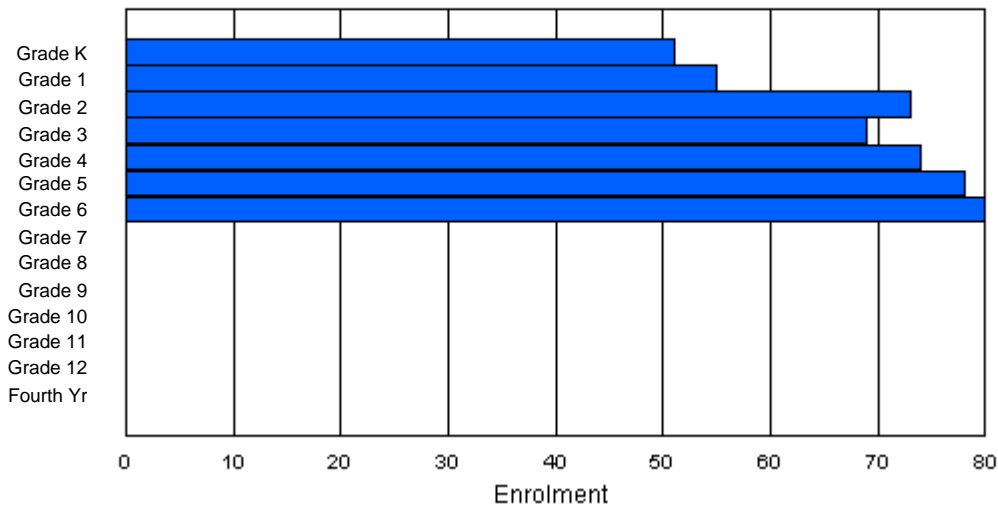
Enrolment By Age and Gender

Gender	Age																Total
	5	6	7	8	9	10	11	12	13	14	15	16	17	18	19	20>	
Male	28	24	42	35	32	34	44	2	0	0	0	0	0	0	0	0	241
Female	20	30	30	36	42	42	38	1	0	0	0	0	0	0	0	0	239
Total	48	54	72	71	74	76	82	3	0	0	0	0	0	0	0	0	480

Enrolment By Grade and Gender

Gender	Grade														Total
	K	1	2	3	4	5	6	7	8	9	10	11	12	4th	
Male	31	23	44	32	33	37	41	0	0	0	0	0	0	0	241
Female	20	32	29	37	41	41	39	0	0	0	0	0	0	0	239
Total	51	55	73	69	74	78	80	0	0	0	0	0	0	0	480

Enrolment By Grade
For 312



* Data from the 2004-2005 AGR(Enrolment/Age as of the last day in Sept./Dec.)

** Newfoundland Statistics Classification System

*** May include itinerant teachers



**School Description Report
2004-05**

District 4 - Eastern

#313 - O'Donel High, Mount Pearl

Classification: Urban Community/Avalon Region**

Grades: 10-12

Number of Grades: 3

[School FTE PTR : 17.8](#)

[District FTE PTR : 14.6](#)

[Provincial FTE PTR : 13.6](#)

[FTE Teachers](#) *** : 37.5

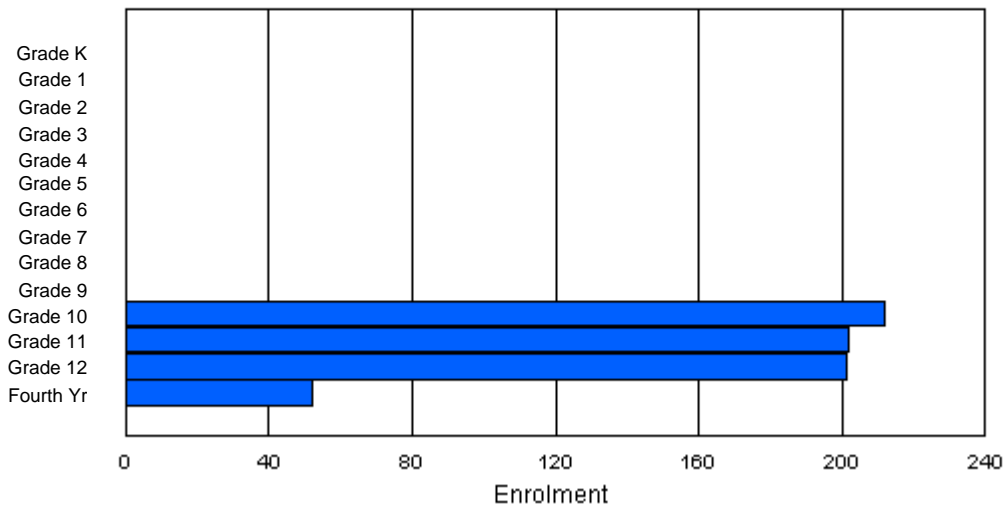
Enrolment By Age and Gender

Gender	Age																	Total
	5	6	7	8	9	10	11	12	13	14	15	16	17	18	19	20>		
Male	0	0	0	0	0	0	0	0	0	1	89	113	103	44	1	1	352	
Female	0	0	0	0	0	0	0	0	0	0	92	88	106	26	3	0	315	
Total	0	0	0	0	0	0	0	0	0	1	181	201	209	70	4	1	667	

Enrolment By Grade and Gender

Gender	Grade															Total
	K	1	2	3	4	5	6	7	8	9	10	11	12	4th		
Male	0	0	0	0	0	0	0	0	0	0	110	111	99	32	352	
Female	0	0	0	0	0	0	0	0	0	0	102	91	102	20	315	
Total	0	0	0	0	0	0	0	0	0	0	212	202	201	52	667	

Enrolment By Grade
For 313



* Data from the 2004-2005 AGR(Enrolment/Age as of the last day in Sept./Dec.)

** Newfoundland Statistics Classification System

*** May include itinerant teachers



**School Description Report
2004-05**

District 4 - Eastern

#315 - St. Peter's Junior High School, Mount Pearl

Classification: Urban Community/Avalon Region**

Grades: 7-9

Number of Grades: 3

[School FTE PTR : 18.0](#)

[District FTE PTR : 14.6](#)

[Provincial FTE PTR : 13.6](#)

[FTE Teachers](#) *** : 39.1

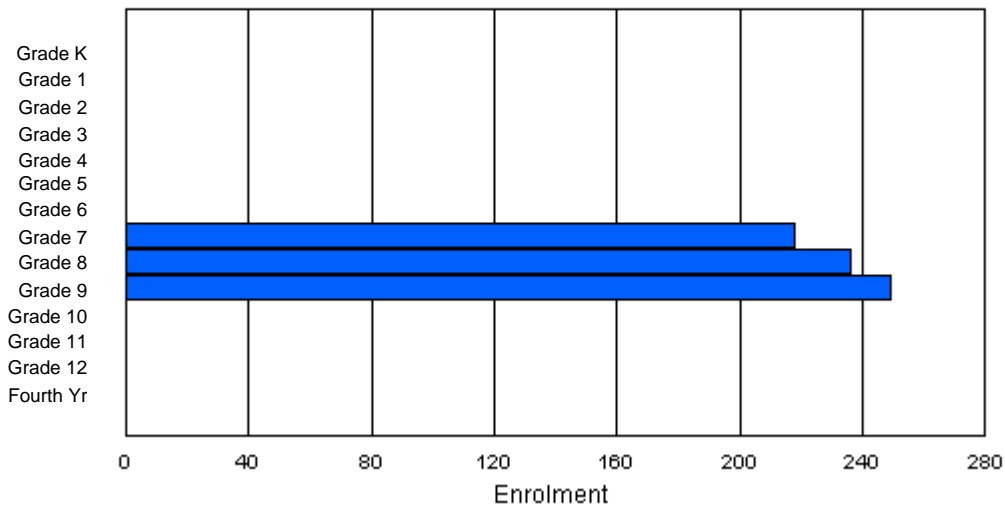
Enrolment By Age and Gender

Gender	Age																Total
	5	6	7	8	9	10	11	12	13	14	15	16	17	18	19	20>	
Male	0	0	0	0	0	0	0	106	106	108	22	3	0	0	0	0	345
Female	0	0	0	0	0	0	0	90	123	130	13	2	0	0	0	0	358
Total	0	0	0	0	0	0	0	196	229	238	35	5	0	0	0	0	703

Enrolment By Grade and Gender

Gender	Grade															Total
	K	1	2	3	4	5	6	7	8	9	10	11	12	4th		
Male	0	0	0	0	0	0	0	115	113	117	0	0	0	0	0	345
Female	0	0	0	0	0	0	0	103	123	132	0	0	0	0	0	358
Total	0	0	0	0	0	0	0	218	236	249	0	0	0	0	0	703

Enrolment By Grade
For 315



* Data from the 2004-2005 AGR(Enrolment/Age as of the last day in Sept./Dec.)

** Newfoundland Statistics Classification System

*** May include itinerant teachers



**School Description Report
2004-05**

District 4 - Eastern

#316 - St. Peter's Elementary, Mount Pearl

Classification: Urban Community/Avalon Region**

Grades: K-6

Number of Grades: 7

[School FTE PTR : 17.6](#)

[District FTE PTR : 14.6](#)

[Provincial FTE PTR : 13.6](#)

[FTE Teachers](#) *** : 38.3

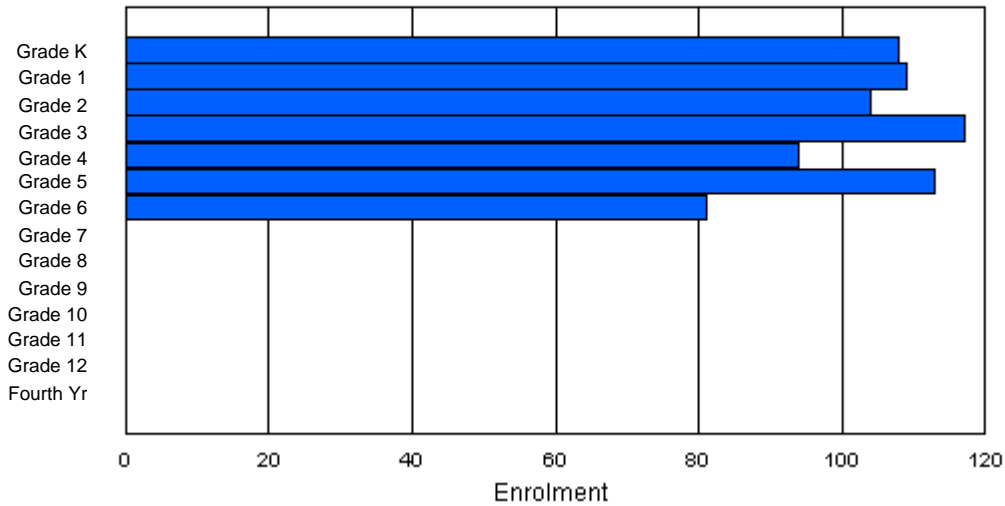
Enrolment By Age and Gender

Gender	Age																Total
	5	6	7	8	9	10	11	12	13	14	15	16	17	18	19	20>	
Male	56	62	46	54	53	56	40	4	0	0	0	0	0	0	0	0	371
Female	47	49	58	62	43	57	39	0	0	0	0	0	0	0	0	0	355
Total	103	111	104	116	96	113	79	4	0	0	0	0	0	0	0	0	726

Enrolment By Grade and Gender

Gender	Grade														Total
	K	1	2	3	4	5	6	7	8	9	10	11	12	4th	
Male	59	60	48	54	52	56	42	0	0	0	0	0	0	0	371
Female	49	49	56	63	42	57	39	0	0	0	0	0	0	0	355
Total	108	109	104	117	94	113	81	0	0	0	0	0	0	0	726

Enrolment By Grade
For 316



* Data from the 2004-2005 AGR(Enrolment/Age as of the last day in Sept./Dec.)

** Newfoundland Statistics Classification System

*** May include itinerant teachers



**School Description Report
2004-05**

District 4 - Eastern

#317 - St. Francis of Assisi, Logy Bay/Middle Cove/Outer Cove

Classification: Urban Community/Avalon Region**

Grades: K-6

Number of Grades: 7

[School FTE PTR : 15.0](#)

[District FTE PTR : 14.6](#)

[Provincial FTE PTR : 13.6](#)

[FTE Teachers](#) *** : 11.7

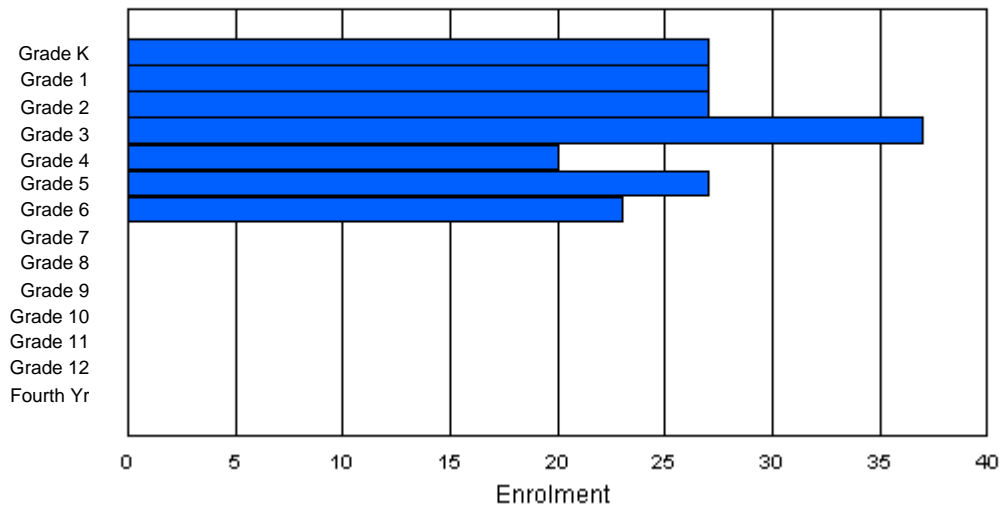
Enrolment By Age and Gender

Gender	Age																Total
	5	6	7	8	9	10	11	12	13	14	15	16	17	18	19	20>	
Male	14	12	17	17	13	12	13	0	0	0	0	0	0	0	0	0	98
Female	12	14	12	18	8	14	12	0	0	0	0	0	0	0	0	0	90
Total	26	26	29	35	21	26	25	0	0	0	0	0	0	0	0	0	188

Enrolment By Grade and Gender

Gender	Grade														Total
	K	1	2	3	4	5	6	7	8	9	10	11	12	4th	
Male	14	14	15	19	11	13	12	0	0	0	0	0	0	0	98
Female	13	13	12	18	9	14	11	0	0	0	0	0	0	0	90
Total	27	27	27	37	20	27	23	0	0	0	0	0	0	0	188

Enrolment By Grade
For 317



* Data from the 2004-2005 AGR(Enrolment/Age as of the last day in Sept./Dec.)

** Newfoundland Statistics Classification System

*** May include itinerant teachers



**School Description Report
2004-05**

District 4 - Eastern

#318 - Holy Family School, Paradise

Classification: Urban Community/Avalon Region**

Grades: K-6

Number of Grades: 7

[School FTE PTR : 17.3](#)

[District FTE PTR : 14.6](#)

[Provincial FTE PTR : 13.6](#)

[FTE Teachers](#) *** : 22.5

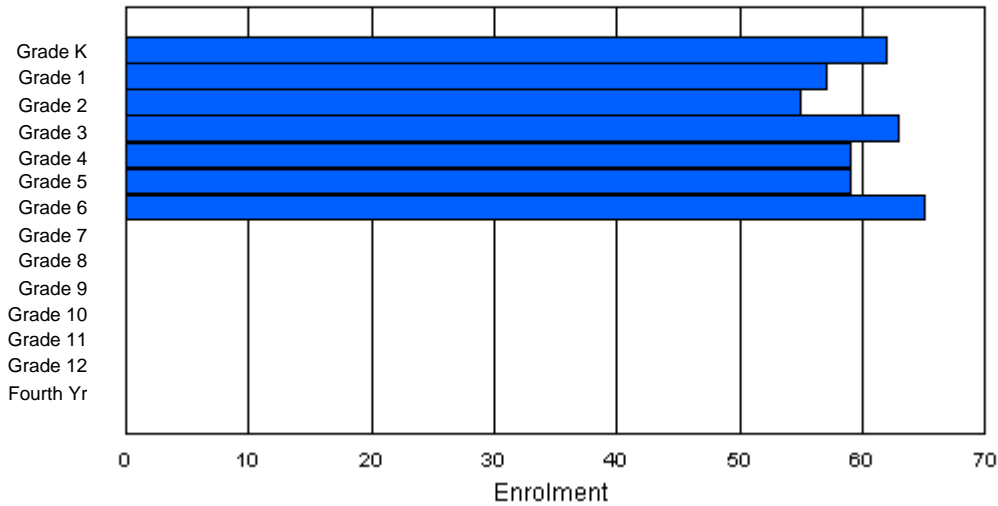
Enrolment By Age and Gender

Gender	Age																Total
	5	6	7	8	9	10	11	12	13	14	15	16	17	18	19	20>	
Male	32	31	31	37	35	35	31	2	0	0	0	0	0	0	0	0	234
Female	29	25	25	24	27	22	33	1	0	0	0	0	0	0	0	0	186
Total	61	56	56	61	62	57	64	3	0	0	0	0	0	0	0	0	420

Enrolment By Grade and Gender

Gender	Grade														Total
	K	1	2	3	4	5	6	7	8	9	10	11	12	4th	
Male	34	31	30	38	33	36	32	0	0	0	0	0	0	0	234
Female	28	26	25	25	26	23	33	0	0	0	0	0	0	0	186
Total	62	57	55	63	59	59	65	0	0	0	0	0	0	0	420

Enrolment By Grade
For 318



* Data from the 2004-2005 AGR(Enrolment/Age as of the last day in Sept./Dec.)

** Newfoundland Statistics Classification System

*** May include itinerant teachers



**School Description Report
2004-05**

District 4 - Eastern

#319 - Paradise Elementary, Paradise

Classification: Urban Community/Avalon Region**

Grades: K-6

Number of Grades: 7

[School FTE PTR : 16.3](#)

[District FTE PTR : 14.6](#)

[Provincial FTE PTR : 13.6](#)

[FTE Teachers](#) *** : 29.0

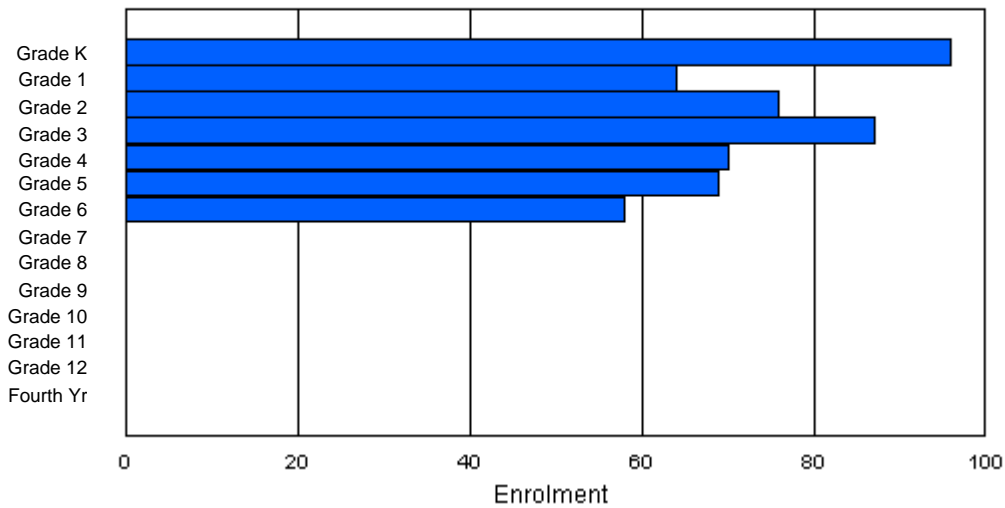
Enrolment By Age and Gender

Gender	Age																Total
	5	6	7	8	9	10	11	12	13	14	15	16	17	18	19	20>	
Male	45	34	38	43	39	32	24	1	0	0	0	0	0	0	0	0	256
Female	48	31	35	47	33	37	33	0	0	0	0	0	0	0	0	0	264
Total	93	65	73	90	72	69	57	1	0	0	0	0	0	0	0	0	520

Enrolment By Grade and Gender

Gender	Grade														Total
	K	1	2	3	4	5	6	7	8	9	10	11	12	4th	
Male	46	34	40	41	38	32	25	0	0	0	0	0	0	0	256
Female	50	30	36	46	32	37	33	0	0	0	0	0	0	0	264
Total	96	64	76	87	70	69	58	0	0	0	0	0	0	0	520

Enrolment By Grade
For 319



* Data from the 2004-2005 AGR(Enrolment/Age as of the last day in Sept./Dec.)

** Newfoundland Statistics Classification System

*** May include itinerant teachers



**School Description Report
2004-05**

District 4 - Eastern

#320 - Beachy Cove Elementary, Portugal Cove - St. Philip's

Classification: Urban Community/Avalon Region**

Grades: K-6

Number of Grades: 7

[School FTE PTR : 16.9](#)

[District FTE PTR : 14.6](#)

[Provincial FTE PTR : 13.6](#)

[FTE Teachers](#) *** : 28.5

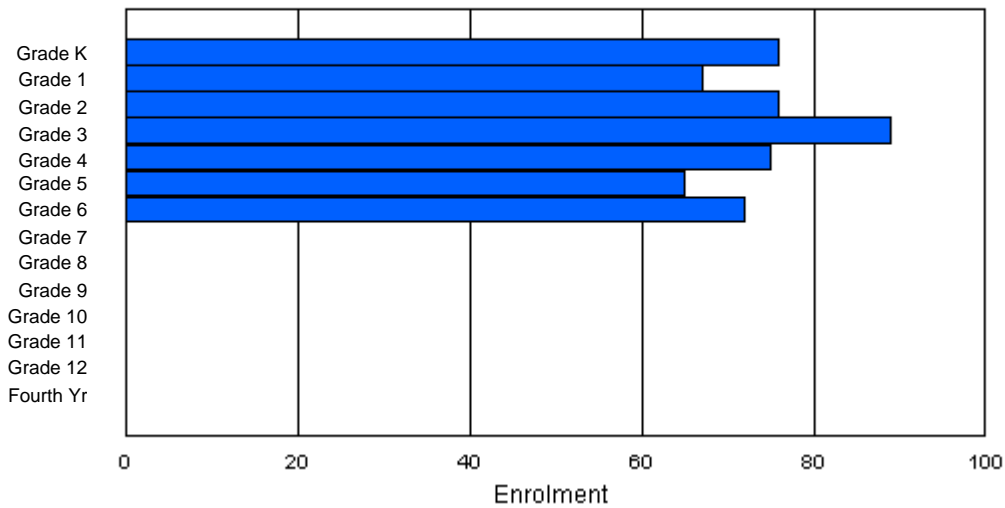
Enrolment By Age and Gender

Gender	Age																Total
	5	6	7	8	9	10	11	12	13	14	15	16	17	18	19	20>	
Male	44	34	42	49	45	28	40	3	0	0	0	0	0	0	0	0	285
Female	31	28	33	43	32	30	36	2	0	0	0	0	0	0	0	0	235
Total	75	62	75	92	77	58	76	5	0	0	0	0	0	0	0	0	520

Enrolment By Grade and Gender

Gender	Grade														Total
	K	1	2	3	4	5	6	7	8	9	10	11	12	4th	
Male	44	40	41	47	43	33	37	0	0	0	0	0	0	0	285
Female	32	27	35	42	32	32	35	0	0	0	0	0	0	0	235
Total	76	67	76	89	75	65	72	0	0	0	0	0	0	0	520

Enrolment By Grade
For 320



* Data from the 2004-2005 AGR(Enrolment/Age as of the last day in Sept./Dec.)

** Newfoundland Statistics Classification System

*** May include itinerant teachers



**School Description Report
2004-05**

District 4 - Eastern

#324 - Beaconsfield Junior High, St. John's

Classification: Urban Community/Avalon Region**

Grades: 7-9

Number of Grades: 3

[School FTE PTR : 17.3](#)

[District FTE PTR : 14.6](#)

[Provincial FTE PTR : 13.6](#)

[FTE Teachers](#) *** : 32.8

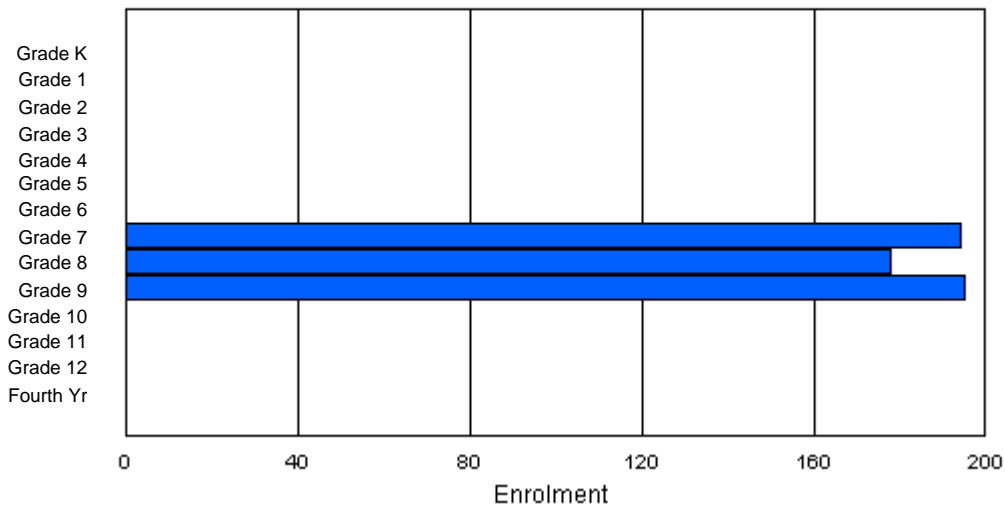
Enrolment By Age and Gender

Gender	Age																Total
	5	6	7	8	9	10	11	12	13	14	15	16	17	18	19	20>	
Male	0	0	0	0	0	0	0	91	85	97	25	1	0	0	0	0	299
Female	0	0	0	0	0	1	0	84	78	95	8	2	0	0	0	0	268
Total	0	0	0	0	0	1	0	175	163	192	33	3	0	0	0	0	567

Enrolment By Grade and Gender

Gender	Grade															Total
	K	1	2	3	4	5	6	7	8	9	10	11	12	4th		
Male	0	0	0	0	0	0	0	106	92	101	0	0	0	0	0	299
Female	0	0	0	0	0	0	0	88	86	94	0	0	0	0	0	268
Total	0	0	0	0	0	0	0	194	178	195	0	0	0	0	0	567

Enrolment By Grade
For 324



* Data from the 2004-2005 AGR(Enrolment/Age as of the last day in Sept./Dec.)

** Newfoundland Statistics Classification System

*** May include itinerant teachers



**School Description Report
2004-05**

District 4 - Eastern

#325 - Bishop Abraham Elementary, St. John's

Classification: Urban Community/Avalon Region**

Grades: K-6

Number of Grades: 7

[School FTE PTR : 11.2](#)

[District FTE PTR : 14.6](#)

[Provincial FTE PTR : 13.6](#)

[FTE Teachers](#) *** : 19.4

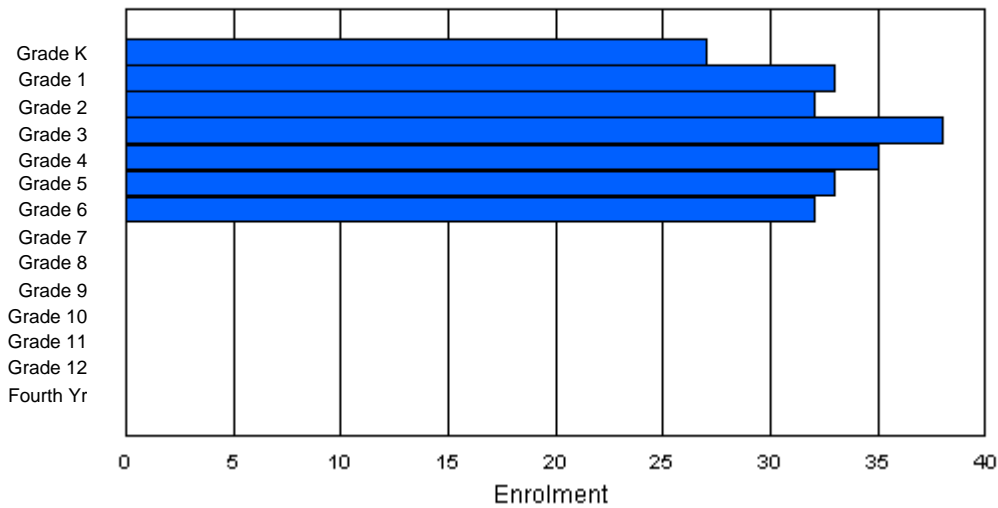
Enrolment By Age and Gender

Gender	Age																Total
	5	6	7	8	9	10	11	12	13	14	15	16	17	18	19	20>	
Male	13	16	22	16	16	16	15	5	0	0	0	0	0	0	0	0	119
Female	13	14	11	18	21	13	16	5	0	0	0	0	0	0	0	0	111
Total	26	30	33	34	37	29	31	10	0	0	0	0	0	0	0	0	230

Enrolment By Grade and Gender

Gender	Grade														Total
	K	1	2	3	4	5	6	7	8	9	10	11	12	4th	
Male	14	19	20	19	14	17	16	0	0	0	0	0	0	0	119
Female	13	14	12	19	21	16	16	0	0	0	0	0	0	0	111
Total	27	33	32	38	35	33	32	0	0	0	0	0	0	0	230

Enrolment By Grade
For 325



* Data from the 2004-2005 AGR(Enrolment/Age as of the last day in Sept./Dec.)

** Newfoundland Statistics Classification System

*** May include itinerant teachers



**School Description Report
2004-05**

District 4 - Eastern

#326 - Bishop Feild Elementary, St. John's

Classification: Urban Community/Avalon Region**

Grades: K-6

Number of Grades: 7

[School FTE PTR : 13.3](#)

[District FTE PTR : 14.6](#)

[Provincial FTE PTR : 13.6](#)

[FTE Teachers](#) *** : 21.4

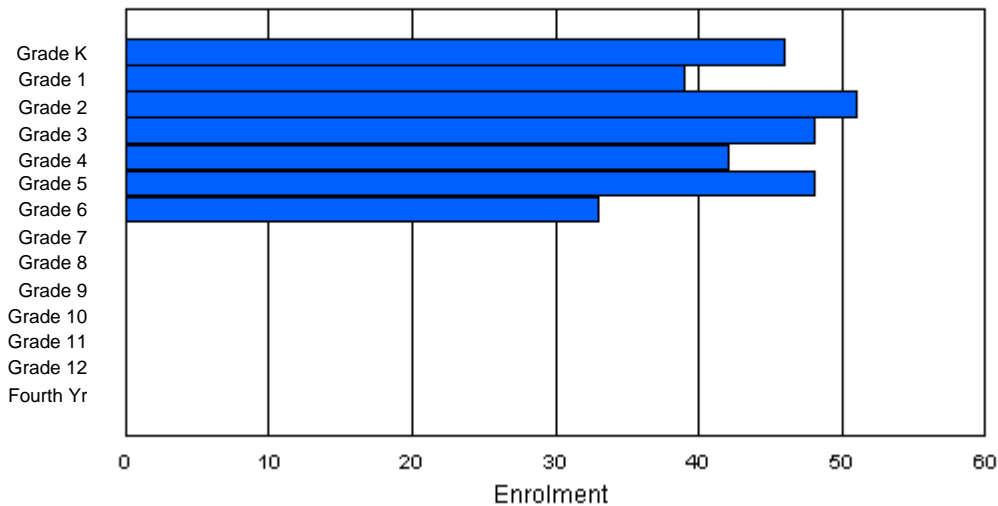
Enrolment By Age and Gender

Gender	Age																Total
	5	6	7	8	9	10	11	12	13	14	15	16	17	18	19	20>	
Male	25	21	20	21	19	21	13	2	0	0	0	0	0	0	0	0	142
Female	21	18	31	24	24	28	19	0	0	0	0	0	0	0	0	0	165
Total	46	39	51	45	43	49	32	2	0	0	0	0	0	0	0	0	307

Enrolment By Grade and Gender

Gender	Grade														Total
	K	1	2	3	4	5	6	7	8	9	10	11	12	4th	
Male	25	21	21	23	17	20	15	0	0	0	0	0	0	0	142
Female	21	18	30	25	25	28	18	0	0	0	0	0	0	0	165
Total	46	39	51	48	42	48	33	0	0	0	0	0	0	0	307

Enrolment By Grade
For 326



* Data from the 2004-2005 AGR(Enrolment/Age as of the last day in Sept./Dec.)

** Newfoundland Statistics Classification System

*** May include itinerant teachers



**School Description Report
2004-05**

District 4 - Eastern

#327 - Bishops College, St. John's

Classification: Urban Community/Avalon Region**

Grades: 10-12

Number of Grades: 3

[School FTE PTR : 16.6](#)

[District FTE PTR : 14.6](#)

[Provincial FTE PTR : 13.6](#)

[FTE Teachers](#) *** : 37.5

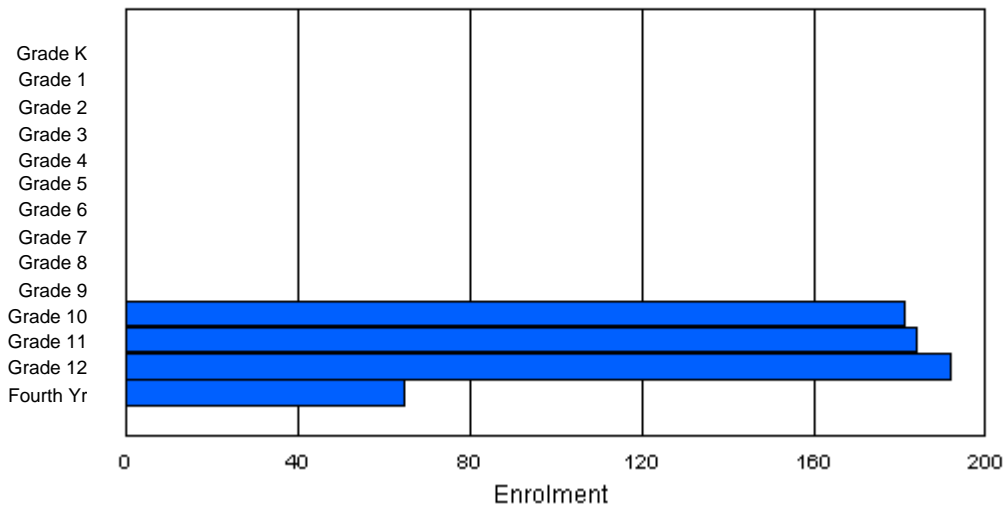
Enrolment By Age and Gender

Gender	Age																Total
	5	6	7	8	9	10	11	12	13	14	15	16	17	18	19	20>	
Male	0	1	0	0	0	0	0	0	0	0	70	86	90	52	8	0	307
Female	0	0	0	0	0	0	0	0	0	0	87	95	107	25	1	0	315
Total	0	1	0	0	0	0	0	0	0	0	157	181	197	77	9	0	622

Enrolment By Grade and Gender

Gender	Grade														Total
	K	1	2	3	4	5	6	7	8	9	10	11	12	4th	
Male	0	0	0	0	0	0	0	0	0	0	86	89	85	47	307
Female	0	0	0	0	0	0	0	0	0	0	95	95	107	18	315
Total	0	0	0	0	0	0	0	0	0	0	181	184	192	65	622

Enrolment By Grade
For 327



* Data from the 2004-2005 AGR(Enrolment/Age as of the last day in Sept./Dec.)

** Newfoundland Statistics Classification System

*** May include itinerant teachers



**School Description Report
2004-05**

District 4 - Eastern

#328 - Booth Memorial High School, St. John's

Classification: Urban Community/Avalon Region**

Grades: 10-12

Number of Grades: 3

[School FTE PTR : 17.3](#)

[District FTE PTR : 14.6](#)

[Provincial FTE PTR : 13.6](#)

[FTE Teachers](#) *** : 35.0

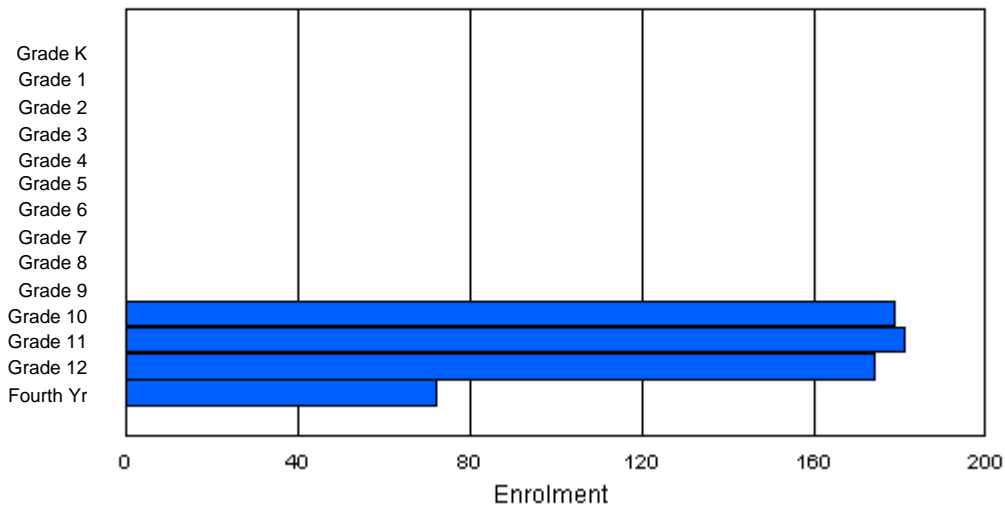
Enrolment By Age and Gender

Gender	Age																	Total
	5	6	7	8	9	10	11	12	13	14	15	16	17	18	19	20>		
Male	0	0	0	0	0	0	0	0	0	0	60	92	85	47	12	5	301	
Female	0	0	0	0	0	0	0	0	0	0	73	95	95	36	3	3	305	
Total	0	0	0	0	0	0	0	0	0	0	133	187	180	83	15	8	606	

Enrolment By Grade and Gender

Gender	Grade															Total
	K	1	2	3	4	5	6	7	8	9	10	11	12	4th		
Male	0	0	0	0	0	0	0	0	0	0	84	91	85	41	301	
Female	0	0	0	0	0	0	0	0	0	0	95	90	89	31	305	
Total	0	0	0	0	0	0	0	0	0	0	179	181	174	72	606	

Enrolment By Grade
For 328



* Data from the 2004-2005 AGR(Enrolment/Age as of the last day in Sept./Dec.)

** Newfoundland Statistics Classification System

*** May include itinerant teachers



**School Description Report
2004-05**

District 4 - Eastern

#330 - Brother Rice Junior High, St. John's

Classification: Urban Community/Avalon Region**

Grades: 7-9

Number of Grades: 3

[School FTE PTR : 16.6](#)

[District FTE PTR : 14.6](#)

[Provincial FTE PTR : 13.6](#)

[FTE Teachers](#) *** : 38.0

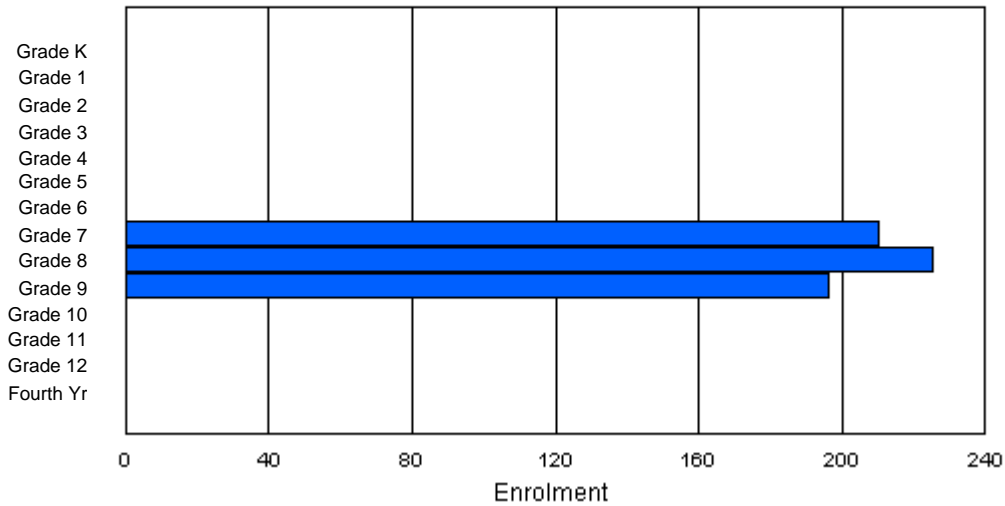
Enrolment By Age and Gender

Gender	Age																Total
	5	6	7	8	9	10	11	12	13	14	15	16	17	18	19	20>	
Male	0	0	0	0	0	0	0	88	107	95	13	0	0	0	0	0	303
Female	0	0	0	0	0	0	0	101	113	105	8	0	1	0	0	0	328
Total	0	0	0	0	0	0	0	189	220	200	21	0	1	0	0	0	631

Enrolment By Grade and Gender

Gender	Grade															Total
	K	1	2	3	4	5	6	7	8	9	10	11	12	4th		
Male	0	0	0	0	0	0	0	103	111	89	0	0	0	0	0	303
Female	0	0	0	0	0	0	0	107	114	107	0	0	0	0	0	328
Total	0	0	0	0	0	0	0	210	225	196	0	0	0	0	0	631

Enrolment By Grade
For 330



* Data from the 2004-2005 AGR(Enrolment/Age as of the last day in Sept./Dec.)

** Newfoundland Statistics Classification System

*** May include itinerant teachers



**School Description Report
2004-05**

District 4 - Eastern

#331 - Cowan Heights Elementary School, St. John's

Classification: Urban Community/Avalon Region**

Grades: K-6

Number of Grades: 7

[School FTE PTR : 16.6](#)

[District FTE PTR : 14.6](#)

[Provincial FTE PTR : 13.6](#)

[FTE Teachers](#) *** : 27.5

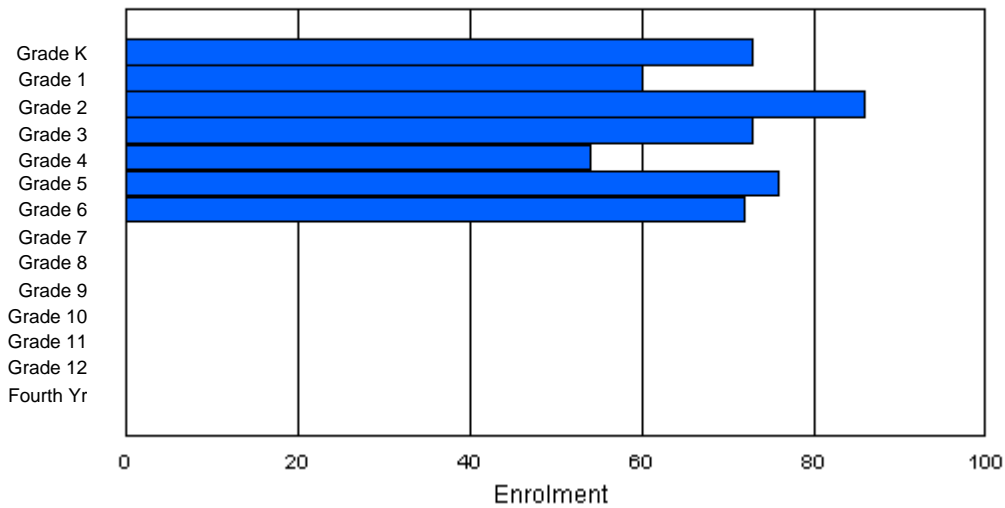
Enrolment By Age and Gender

Gender	Age																Total
	5	6	7	8	9	10	11	12	13	14	15	16	17	18	19	20>	
Male	34	23	45	32	29	47	33	2	0	0	0	0	0	0	0	0	245
Female	38	38	38	43	24	31	32	5	0	0	0	0	0	0	0	0	249
Total	72	61	83	75	53	78	65	7	0	0	0	0	0	0	0	0	494

Enrolment By Grade and Gender

Gender	Grade														Total	
	K	1	2	3	4	5	6	7	8	9	10	11	12	4th		
Male	35	22	46	32	30	45	35	0	0	0	0	0	0	0	0	245
Female	38	38	40	41	24	31	37	0	0	0	0	0	0	0	0	249
Total	73	60	86	73	54	76	72	0	0	0	0	0	0	0	0	494

Enrolment By Grade
For 331



* Data from the 2004-2005 AGR(Enrolment/Age as of the last day in Sept./Dec.)

** Newfoundland Statistics Classification System

*** May include itinerant teachers



**School Description Report
2004-05**

District 4 - Eastern

#334 - Larkhall Academy, St. John's

Classification: Urban Community/Avalon Region**

Grades: K-6

Number of Grades: 7

[School FTE PTR : 14.5](#)

[District FTE PTR : 14.6](#)

[Provincial FTE PTR : 13.6](#)

[FTE Teachers](#) *** : 22.6

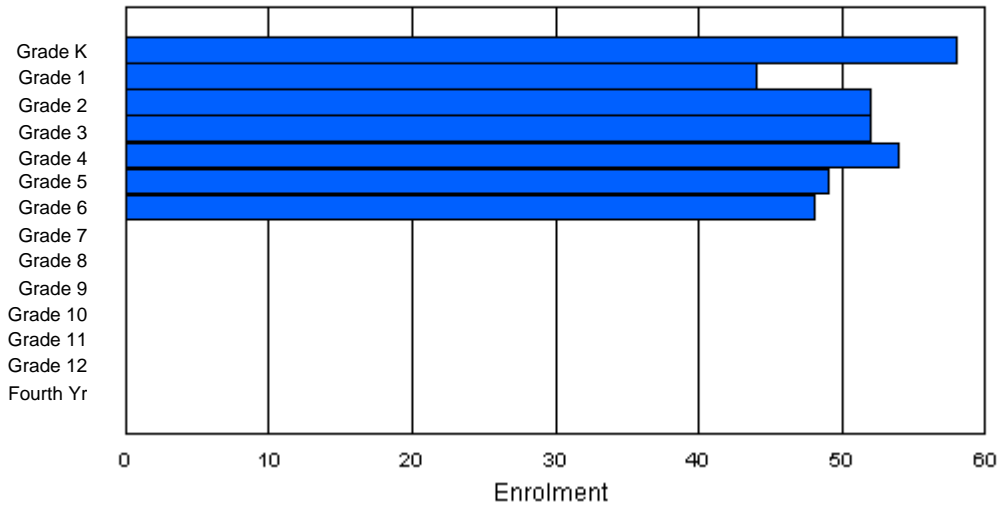
Enrolment By Age and Gender

Gender	Age																Total
	5	6	7	8	9	10	11	12	13	14	15	16	17	18	19	20>	
Male	24	29	28	27	28	21	30	3	0	0	0	0	0	0	0	0	190
Female	29	17	22	26	24	30	16	3	0	0	0	0	0	0	0	0	167
Total	53	46	50	53	52	51	46	6	0	0	0	0	0	0	0	0	357

Enrolment By Grade and Gender

Gender	Grade														Total
	K	1	2	3	4	5	6	7	8	9	10	11	12	4th	
Male	29	27	28	26	29	22	29	0	0	0	0	0	0	0	190
Female	29	17	24	26	25	27	19	0	0	0	0	0	0	0	167
Total	58	44	52	52	54	49	48	0	0	0	0	0	0	0	357

Enrolment By Grade
For 334



* Data from the 2004-2005 AGR(Enrolment/Age as of the last day in Sept./Dec.)

** Newfoundland Statistics Classification System

*** May include itinerant teachers



**School Description Report
2004-05**

District 4 - Eastern

#335 - Leary's Brook Junior High, St. John's

Classification: Urban Community/Avalon Region**

Grades: 7-9

Number of Grades: 3

[School FTE PTR : 16.3](#)

[District FTE PTR : 14.6](#)

[Provincial FTE PTR : 13.6](#)

[FTE Teachers](#) *** : 29.3

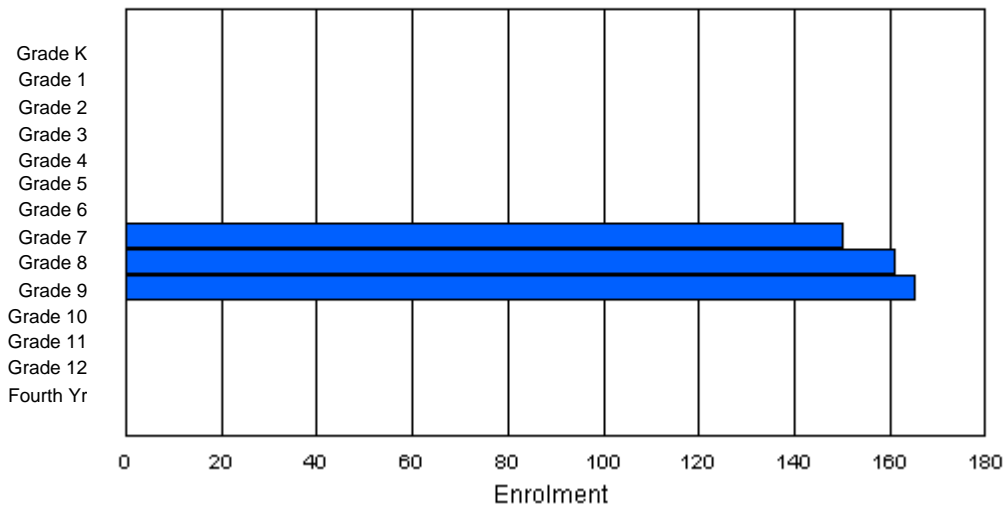
Enrolment By Age and Gender

Gender	Age																Total
	5	6	7	8	9	10	11	12	13	14	15	16	17	18	19	20>	
Male	0	0	0	0	0	0	0	61	76	78	17	1	1	0	0	0	234
Female	0	0	0	0	0	0	0	66	82	75	16	3	0	0	0	0	242
Total	0	0	0	0	0	0	0	127	158	153	33	4	1	0	0	0	476

Enrolment By Grade and Gender

Gender	Grade															Total
	K	1	2	3	4	5	6	7	8	9	10	11	12	4th		
Male	0	0	0	0	0	0	0	76	77	81	0	0	0	0	0	234
Female	0	0	0	0	0	0	0	74	84	84	0	0	0	0	0	242
Total	0	0	0	0	0	0	0	150	161	165	0	0	0	0	0	476

Enrolment By Grade
For 335



* Data from the 2004-2005 AGR(Enrolment/Age as of the last day in Sept./Dec.)

** Newfoundland Statistics Classification System

*** May include itinerant teachers



**School Description Report
2004-05**

District 4 - Eastern

#336 - Gonzaga High School, St. John's

Classification: Urban Community/Avalon Region**

Grades: 10-12

Number of Grades: 3

[School FTE PTR : 18.7](#)

[District FTE PTR : 14.6](#)

[Provincial FTE PTR : 13.6](#)

[FTE Teachers](#) *** : 40.8

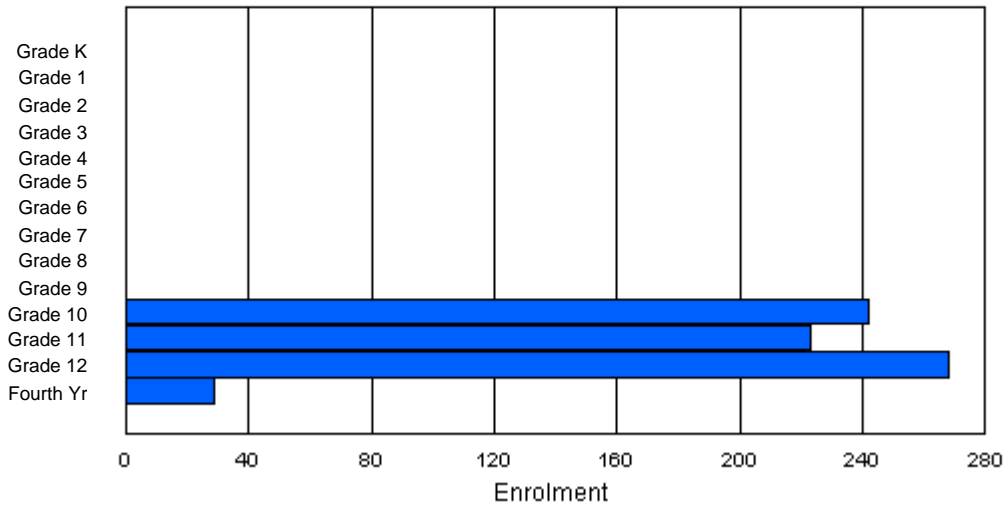
Enrolment By Age and Gender

Gender	Age																	Total
	5	6	7	8	9	10	11	12	13	14	15	16	17	18	19	20>		
Male	0	0	0	0	0	0	0	0	0	0	105	121	139	41	4	2	412	
Female	0	0	0	0	0	0	0	0	0	0	117	97	123	12	1	0	350	
Total	0	0	0	0	0	0	0	0	0	0	222	218	262	53	5	2	762	

Enrolment By Grade and Gender

Gender	Grade															Total
	K	1	2	3	4	5	6	7	8	9	10	11	12	4th		
Male	0	0	0	0	0	0	0	0	0	0	120	122	148	22	412	
Female	0	0	0	0	0	0	0	0	0	0	122	101	120	7	350	
Total	0	0	0	0	0	0	0	0	0	0	242	223	268	29	762	

Enrolment By Grade
For 336



* Data from the 2004-2005 AGR(Enrolment/Age as of the last day in Sept./Dec.)

** Newfoundland Statistics Classification System

*** May include itinerant teachers



**School Description Report
2004-05**

District 4 - Eastern

#337 - Goulds Elementary, St. John's (Goulds)

Classification: Urban Community/Avalon Region**

Grades: K-6

Number of Grades: 7

[School FTE PTR : 18.4](#)

[District FTE PTR : 14.6](#)

[Provincial FTE PTR : 13.6](#)

[FTE Teachers](#) *** : 35.0

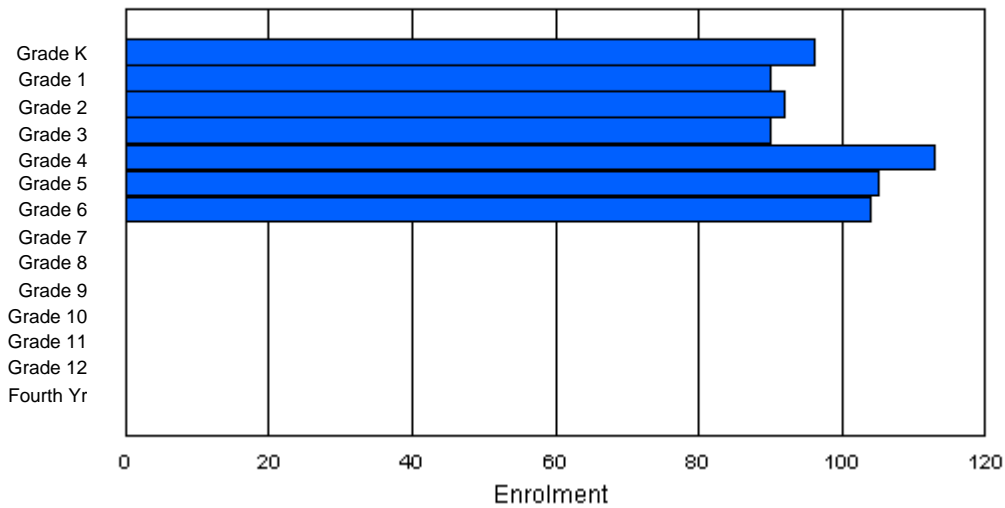
Enrolment By Age and Gender

Gender	Age																Total
	5	6	7	8	9	10	11	12	13	14	15	16	17	18	19	20>	
Male	47	49	46	49	55	48	55	6	1	0	0	0	0	0	0	0	356
Female	47	41	44	41	55	52	52	2	0	0	0	0	0	0	0	0	334
Total	94	90	90	90	110	100	107	8	1	0	0	0	0	0	0	0	690

Enrolment By Grade and Gender

Gender	Grade														Total
	K	1	2	3	4	5	6	7	8	9	10	11	12	4th	
Male	49	49	45	52	56	53	52	0	0	0	0	0	0	0	356
Female	47	41	47	38	57	52	52	0	0	0	0	0	0	0	334
Total	96	90	92	90	113	105	104	0	0	0	0	0	0	0	690

Enrolment By Grade
For 337



* Data from the 2004-2005 AGR(Enrolment/Age as of the last day in Sept./Dec.)

** Newfoundland Statistics Classification System

*** May include itinerant teachers



**School Description Report
2004-05**

District 4 - Eastern

#339 - Holy Cross Elementary, St. John's

Classification: Urban Community/Avalon Region**

Grades: K-6

Number of Grades: 7

[School FTE PTR : 12.9](#)

[District FTE PTR : 14.6](#)

[Provincial FTE PTR : 13.6](#)

[FTE Teachers](#) *** : 17.7

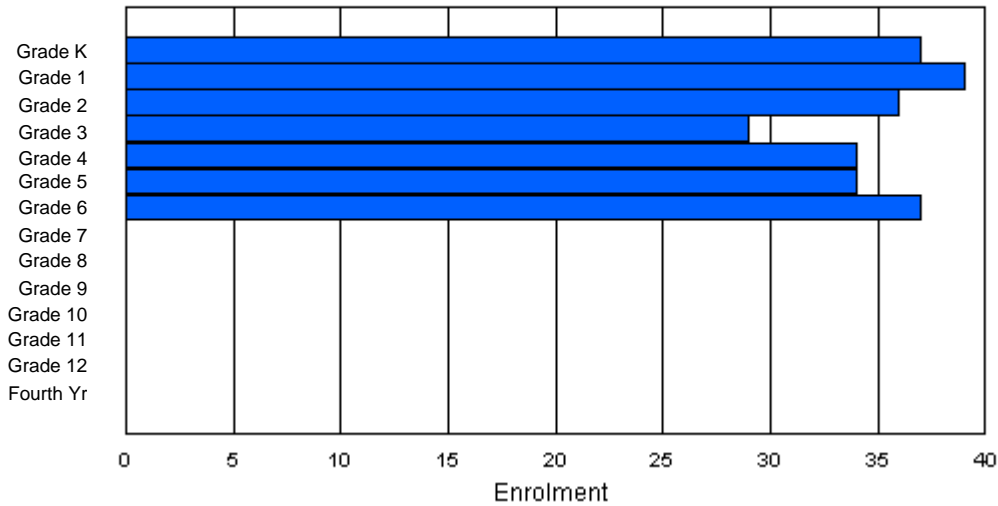
Enrolment By Age and Gender

Gender	Age																Total
	5	6	7	8	9	10	11	12	13	14	15	16	17	18	19	20>	
Male	21	18	14	18	19	15	16	4	0	0	0	0	0	0	0	0	125
Female	14	20	19	12	16	22	16	2	0	0	0	0	0	0	0	0	121
Total	35	38	33	30	35	37	32	6	0	0	0	0	0	0	0	0	246

Enrolment By Grade and Gender

Gender	Grade														Total
	K	1	2	3	4	5	6	7	8	9	10	11	12	4th	
Male	21	18	19	16	19	12	20	0	0	0	0	0	0	0	125
Female	16	21	17	13	15	22	17	0	0	0	0	0	0	0	121
Total	37	39	36	29	34	34	37	0	0	0	0	0	0	0	246

Enrolment By Grade
For 339



* Data from the 2004-2005 AGR(Enrolment/Age as of the last day in Sept./Dec.)

** Newfoundland Statistics Classification System

*** May include itinerant teachers



**School Description Report
2004-05**

District 4 - Eastern

#340 - Holy Heart of Mary High School, St. John's

Classification: Urban Community/Avalon Region**

Grades: 10-12

Number of Grades: 3

[School FTE PTR : 17.3](#)

[District FTE PTR : 14.6](#)

[Provincial FTE PTR : 13.6](#)

[FTE Teachers](#) *** : 60.5

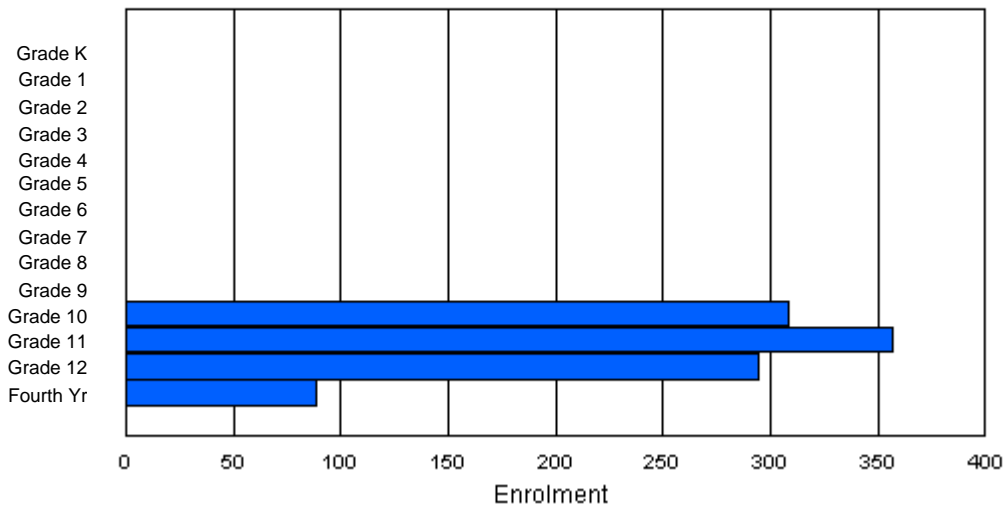
Enrolment By Age and Gender

Gender	Age																	Total
	5	6	7	8	9	10	11	12	13	14	15	16	17	18	19	20>		
Male	0	0	0	0	0	0	0	0	0	1	113	171	149	59	27	6	526	
Female	0	0	0	0	0	0	0	0	0	2	148	164	147	42	15	4	522	
Total	0	0	0	0	0	0	0	0	0	3	261	335	296	101	42	10	1,048	

Enrolment By Grade and Gender

Gender	Grade															Total
	K	1	2	3	4	5	6	7	8	9	10	11	12	4th		
Male	0	0	0	0	0	0	0	0	0	0	148	172	154	52	526	
Female	0	0	0	0	0	0	0	0	0	0	160	185	140	37	522	
Total	0	0	0	0	0	0	0	0	0	0	308	357	294	89	1,048	

Enrolment By Grade
For 340



* Data from the 2004-2005 AGR(Enrolment/Age as of the last day in Sept./Dec.)

** Newfoundland Statistics Classification System

*** May include itinerant teachers



**School Description Report
2004-05**

District 4 - Eastern

#341 - I.J. Samson Junior High, St. John's

Classification: Urban Community/Avalon Region**

Grades: 7-9

Number of Grades: 3

[School FTE PTR : 15.8](#)

[District FTE PTR : 14.6](#)

[Provincial FTE PTR : 13.6](#)

[FTE Teachers](#) *** : 23.8

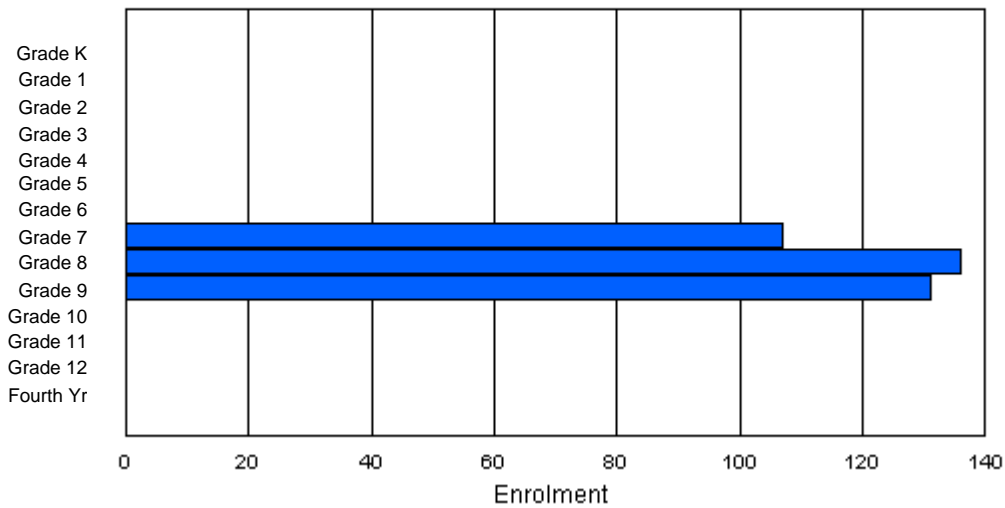
Enrolment By Age and Gender

Gender	Age																Total
	5	6	7	8	9	10	11	12	13	14	15	16	17	18	19	20>	
Male	0	0	0	0	0	0	0	50	64	54	6	1	0	0	0	0	175
Female	0	0	0	0	0	0	0	47	73	76	3	0	0	0	0	0	199
Total	0	0	0	0	0	0	0	97	137	130	9	1	0	0	0	0	374

Enrolment By Grade and Gender

Gender	Grade															Total
	K	1	2	3	4	5	6	7	8	9	10	11	12	4th		
Male	0	0	0	0	0	0	0	57	63	55	0	0	0	0	175	
Female	0	0	0	0	0	0	0	50	73	76	0	0	0	0	199	
Total	0	0	0	0	0	0	0	107	136	131	0	0	0	0	374	

Enrolment By Grade
For 341



* Data from the 2004-2005 AGR(Enrolment/Age as of the last day in Sept./Dec.)

** Newfoundland Statistics Classification System

*** May include itinerant teachers



**School Description Report
2004-05**

District 4 - Eastern

#342 - MacDonald Drive Elementary, St. John's

Classification: Urban Community/Avalon Region**

Grades: K-6

Number of Grades: 7

[School FTE PTR : 16.5](#)

[District FTE PTR : 14.6](#)

[Provincial FTE PTR : 13.6](#)

[FTE Teachers](#) *** : 21.8

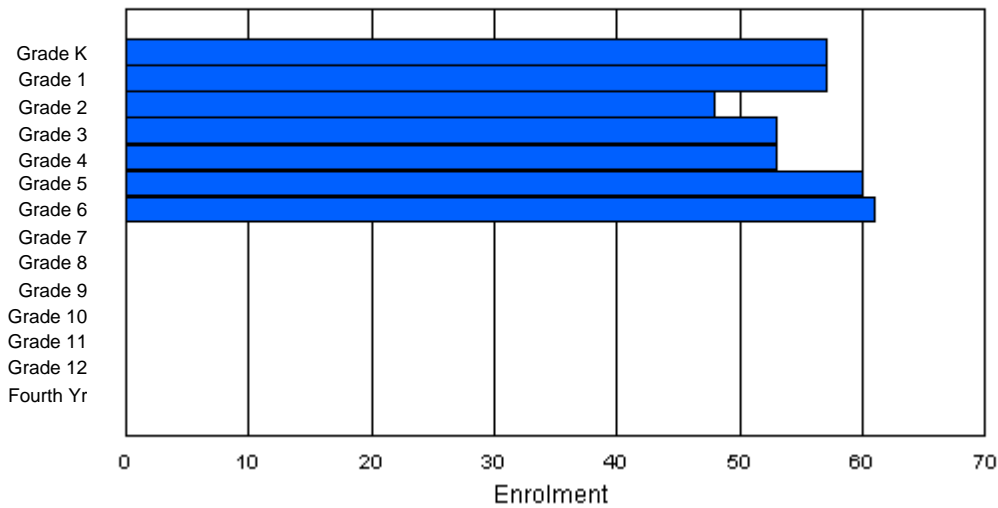
Enrolment By Age and Gender

Gender	Age																Total
	5	6	7	8	9	10	11	12	13	14	15	16	17	18	19	20>	
Male	24	31	27	25	26	32	36	4	0	0	0	0	0	0	0	0	205
Female	34	23	21	29	25	29	23	0	0	0	0	0	0	0	0	0	184
Total	58	54	48	54	51	61	59	4	0	0	0	0	0	0	0	0	389

Enrolment By Grade and Gender

Gender	Grade														Total
	K	1	2	3	4	5	6	7	8	9	10	11	12	4th	
Male	24	32	26	25	27	32	39	0	0	0	0	0	0	0	205
Female	33	25	22	28	26	28	22	0	0	0	0	0	0	0	184
Total	57	57	48	53	53	60	61	0	0	0	0	0	0	0	389

Enrolment By Grade
For 342



* Data from the 2004-2005 AGR(Enrolment/Age as of the last day in Sept./Dec.)

** Newfoundland Statistics Classification System

*** May include itinerant teachers



**School Description Report
2004-05**

District 4 - Eastern

#343 - MacDonald Drive Junior High School, St. John's

Classification: Urban Community/Avalon Region**

Grades: 7-9

Number of Grades: 3

[School FTE PTR : 17.2](#)

[District FTE PTR : 14.6](#)

[Provincial FTE PTR : 13.6](#)

[FTE Teachers](#) *** : 38.5

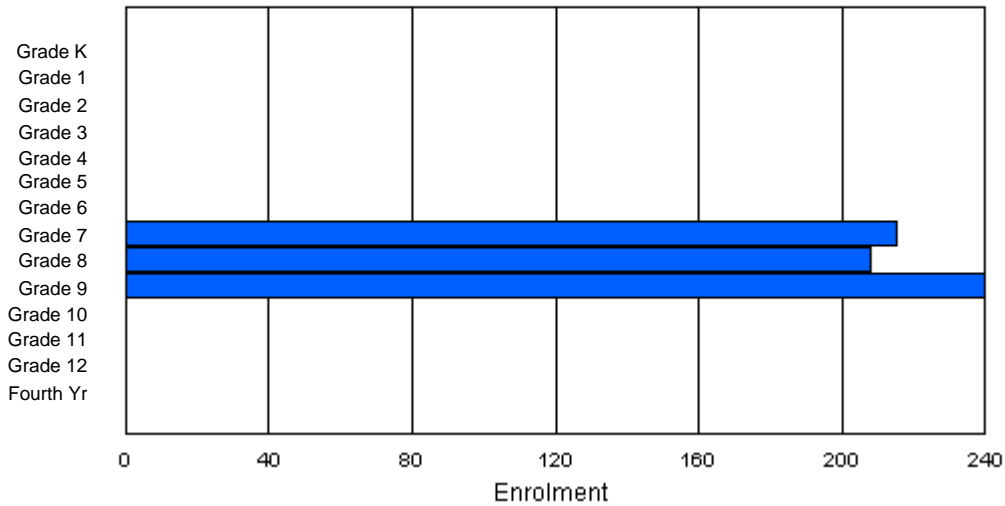
Enrolment By Age and Gender

Gender	Age																Total
	5	6	7	8	9	10	11	12	13	14	15	16	17	18	19	20>	
Male	0	0	0	0	0	0	0	102	105	125	21	1	0	0	0	0	354
Female	0	0	0	0	0	0	0	95	94	111	8	1	0	0	0	0	309
Total	0	0	0	0	0	0	0	197	199	236	29	2	0	0	0	0	663

Enrolment By Grade and Gender

Gender	Grade															Total
	K	1	2	3	4	5	6	7	8	9	10	11	12	4th		
Male	0	0	0	0	0	0	0	116	110	128	0	0	0	0	354	
Female	0	0	0	0	0	0	0	99	98	112	0	0	0	0	309	
Total	0	0	0	0	0	0	0	215	208	240	0	0	0	0	663	

Enrolment By Grade
For 343



* Data from the 2004-2005 AGR(Enrolment/Age as of the last day in Sept./Dec.)

** Newfoundland Statistics Classification System

*** May include itinerant teachers



**School Description Report
2004-05**

District 4 - Eastern

#345 - Mary Queen of Peace, St. John's

Classification: Urban Community/Avalon Region**

Grades: K-6

Number of Grades: 7

[School FTE PTR : 17.4](#)

[District FTE PTR : 14.6](#)

[Provincial FTE PTR : 13.6](#)

[FTE Teachers](#) *** : 33.6

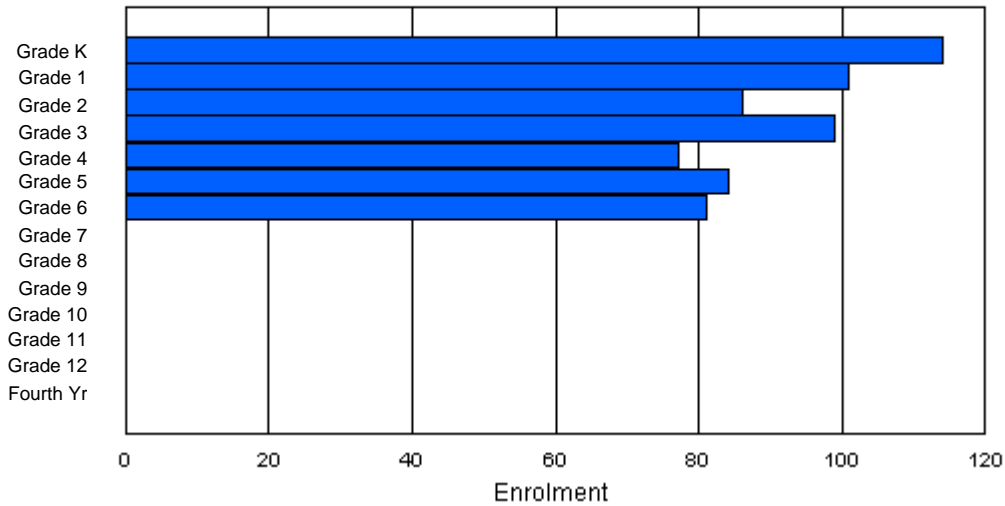
Enrolment By Age and Gender

Gender	Age																Total
	5	6	7	8	9	10	11	12	13	14	15	16	17	18	19	20>	
Male	47	54	45	41	45	45	42	2	0	0	0	0	0	0	0	0	321
Female	65	44	45	58	32	39	38	0	0	0	0	0	0	0	0	0	321
Total	112	98	90	99	77	84	80	2	0	0	0	0	0	0	0	0	642

Enrolment By Grade and Gender

Gender	Grade														Total
	K	1	2	3	4	5	6	7	8	9	10	11	12	4th	
Male	49	56	42	40	45	46	43	0	0	0	0	0	0	0	321
Female	65	45	44	59	32	38	38	0	0	0	0	0	0	0	321
Total	114	101	86	99	77	84	81	0	0	0	0	0	0	0	642

Enrolment By Grade
For 345



* Data from the 2004-2005 AGR(Enrolment/Age as of the last day in Sept./Dec.)

** Newfoundland Statistics Classification System

*** May include itinerant teachers



**School Description Report
2004-05**

District 4 - Eastern

#347 - Prince of Wales Collegiate, St. John's

Classification: Urban Community/Avalon Region**

Grades: 10-12

Number of Grades: 3

[School FTE PTR : 18.7](#)

[District FTE PTR : 14.6](#)

[Provincial FTE PTR : 13.6](#)

[FTE Teachers](#) *** : 43.0

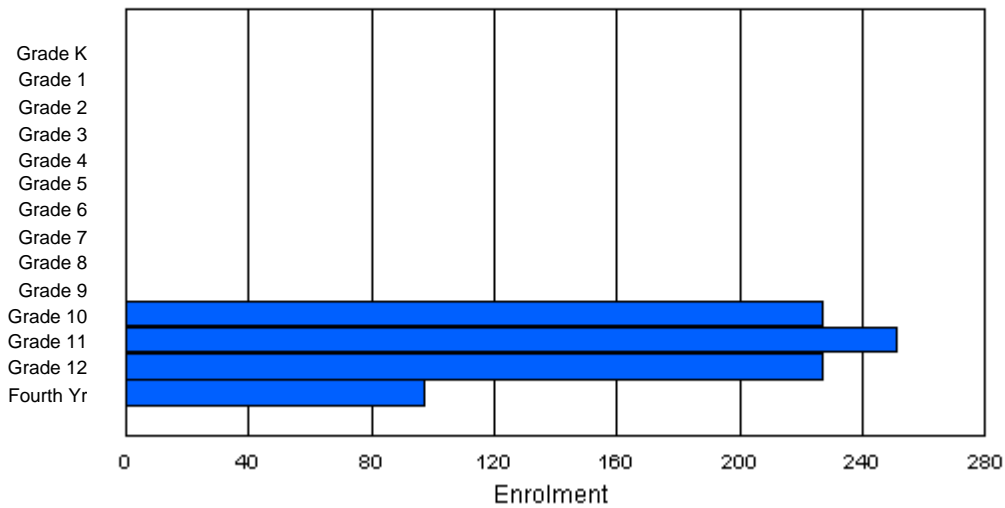
Enrolment By Age and Gender

Gender	Age																	Total
	5	6	7	8	9	10	11	12	13	14	15	16	17	18	19	20>		
Male	0	0	0	0	0	0	0	0	0	0	85	118	97	64	15	3	382	
Female	0	0	0	0	0	0	0	0	0	1	96	128	128	56	9	2	420	
Total	0	0	0	0	0	0	0	0	0	1	181	246	225	120	24	5	802	

Enrolment By Grade and Gender

Gender	Grade															Total
	K	1	2	3	4	5	6	7	8	9	10	11	12	4th		
Male	0	0	0	0	0	0	0	0	0	0	117	106	108	51	382	
Female	0	0	0	0	0	0	0	0	0	0	110	145	119	46	420	
Total	0	0	0	0	0	0	0	0	0	0	227	251	227	97	802	

Enrolment By Grade
For 347



* Data from the 2004-2005 AGR(Enrolment/Age as of the last day in Sept./Dec.)

** Newfoundland Statistics Classification System

*** May include itinerant teachers



**School Description Report
2004-05**

District 4 - Eastern

#348 - Roncalli Elementary, St. John's

Classification: Urban Community/Avalon Region**

Grades: K-6

Number of Grades: 7

[School FTE PTR : 16.1](#)

[District FTE PTR : 14.6](#)

[Provincial FTE PTR : 13.6](#)

[FTE Teachers](#) *** : 12.4

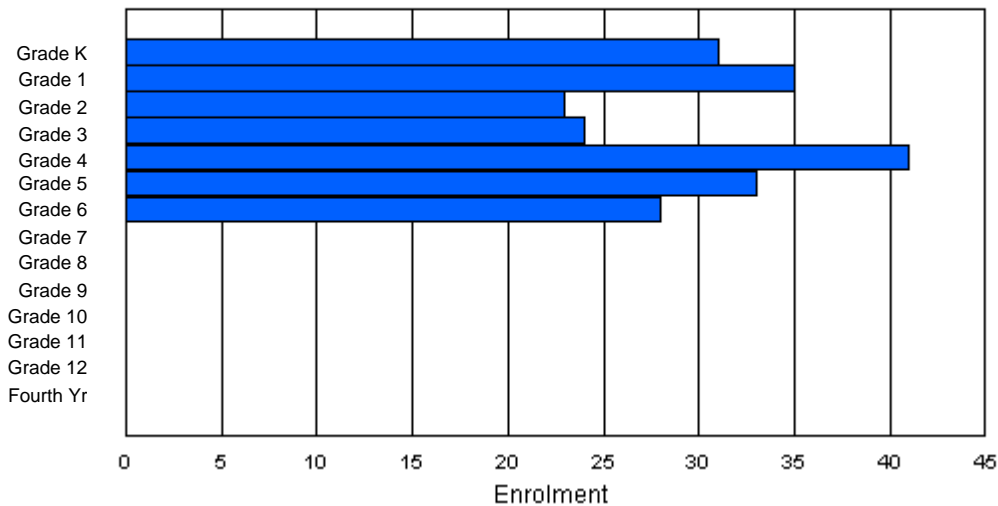
Enrolment By Age and Gender

Gender	Age																Total
	5	6	7	8	9	10	11	12	13	14	15	16	17	18	19	20>	
Male	15	18	11	12	21	24	15	0	1	0	0	0	0	0	0	0	117
Female	16	17	10	14	17	12	11	1	0	0	0	0	0	0	0	0	98
Total	31	35	21	26	38	36	26	1	1	0	0	0	0	0	0	0	215

Enrolment By Grade and Gender

Gender	Grade														Total
	K	1	2	3	4	5	6	7	8	9	10	11	12	4th	
Male	15	19	11	11	23	22	16	0	0	0	0	0	0	0	117
Female	16	16	12	13	18	11	12	0	0	0	0	0	0	0	98
Total	31	35	23	24	41	33	28	0	0	0	0	0	0	0	215

Enrolment By Grade
For 348



* Data from the 2004-2005 AGR(Enrolment/Age as of the last day in Sept./Dec.)

** Newfoundland Statistics Classification System

*** May include itinerant teachers



**School Description Report
2004-05**

District 4 - Eastern

#349 - St. Andrew's Elementary, St. John's

Classification: Urban Community/Avalon Region**

Grades: K-6

Number of Grades: 7

[School FTE PTR : 13.0](#)

[District FTE PTR : 14.6](#)

[Provincial FTE PTR : 13.6](#)

[FTE Teachers](#) *** : 19.5

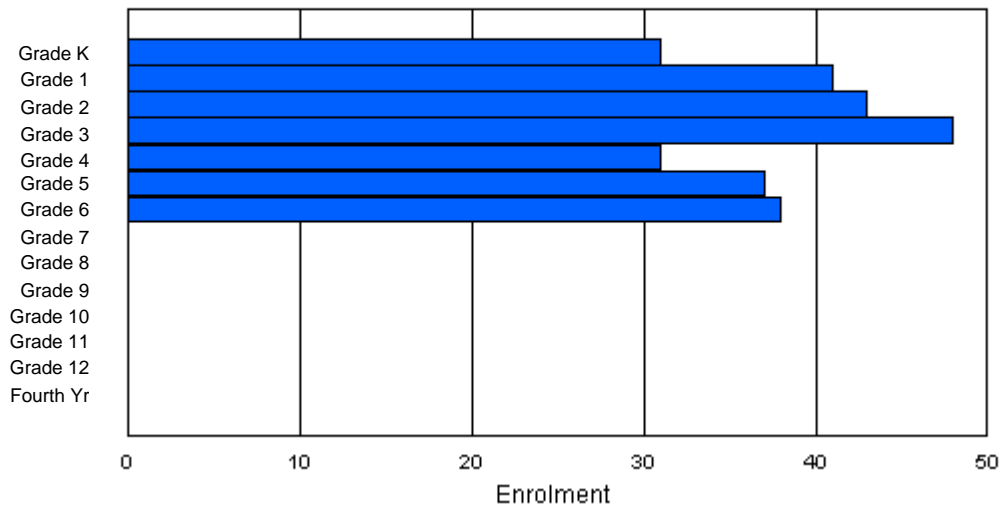
Enrolment By Age and Gender

Gender	Age																Total
	5	6	7	8	9	10	11	12	13	14	15	16	17	18	19	20>	
Male	21	23	25	22	12	20	24	4	0	0	0	0	0	0	0	0	151
Female	7	16	17	24	21	18	13	2	0	0	0	0	0	0	0	0	118
Total	28	39	42	46	33	38	37	6	0	0	0	0	0	0	0	0	269

Enrolment By Grade and Gender

Gender	Grade														Total
	K	1	2	3	4	5	6	7	8	9	10	11	12	4th	
Male	23	23	28	23	9	21	24	0	0	0	0	0	0	0	151
Female	8	18	15	25	22	16	14	0	0	0	0	0	0	0	118
Total	31	41	43	48	31	37	38	0	0	0	0	0	0	0	269

Enrolment By Grade
For 349



* Data from the 2004-2005 AGR(Enrolment/Age as of the last day in Sept./Dec.)

** Newfoundland Statistics Classification System

*** May include itinerant teachers



School Description Report 2004-05

District 4 - Eastern

#350 - St. John Bosco, St. John's

Classification: Urban Community/Avalon Region**

Grades: K-9

Number of Grades: 10

[School FTE PTR : 14.2](#)

[District FTE PTR : 14.6](#)

[Provincial FTE PTR : 13.6](#)

[FTE Teachers](#) *** : 21.3

Enrolment By Age and Gender

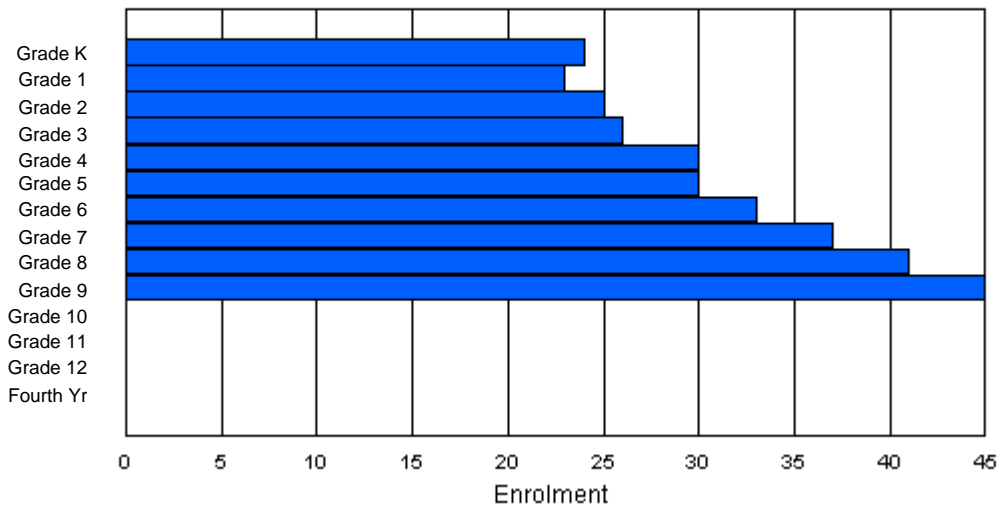
Gender	Age																Total
	5	6	7	8	9	10	11	12	13	14	15	16	17	18	19	20>	
Male	11	12	13	17	11	16	17	19	22	17	8	0	0	0	0	0	163
Female	12	11	10	10	16	13	19	14	20	16	10	0	0	0	0	0	151
Total	23	23	23	27	27	29	36	33	42	33	18	0	0	0	0	0	314

Enrolment By Grade and Gender

Gender	Grade														Total
	K	1	2	3	4	5	6	7	8	9	10	11	12	4th	
Male	12	11	14	17	13	16	16	21	20	23	0	0	0	0	163
Female	12	12	11	9	17	14	17	16	21	22	0	0	0	0	151
Total	24	23	25	26	30	30	33	37	41	45	0	0	0	0	314

Enrolment By Grade

For 350



* Data from the 2004-2005 AGR(Enrolment/Age as of the last day in Sept./Dec.)

** Newfoundland Statistics Classification System

*** May include itinerant teachers



**School Description Report
2004-05**

District 4 - Eastern

#353 - St. Kevin's Junior High, St. John's (Goulds)

Classification: Urban Community/Avalon Region**

Grades: 7-9

Number of Grades: 3

[School FTE PTR : 17.2](#)

[District FTE PTR : 14.6](#)

[Provincial FTE PTR : 13.6](#)

[FTE Teachers](#) *** : 22.5

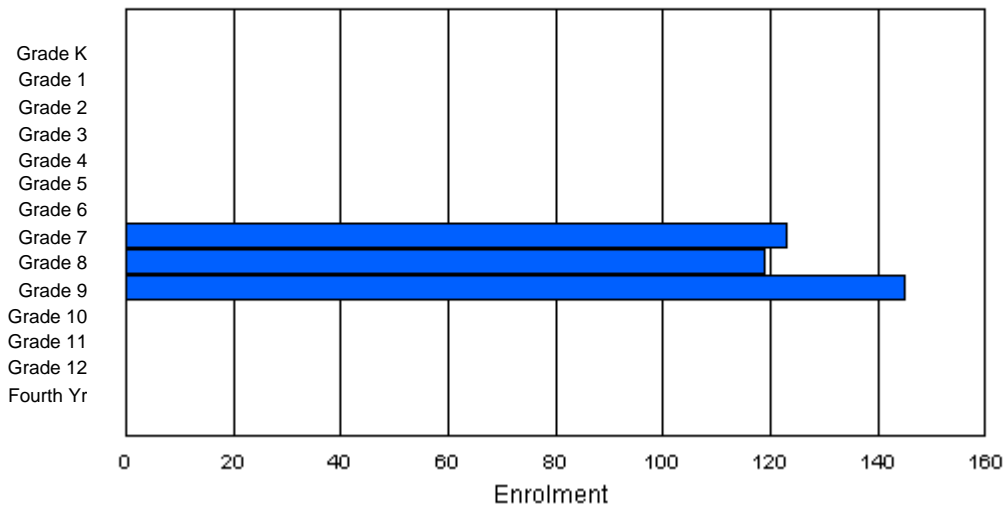
Enrolment By Age and Gender

Gender	Age																Total
	5	6	7	8	9	10	11	12	13	14	15	16	17	18	19	20>	
Male	0	0	0	0	0	0	0	56	59	68	16	1	0	1	0	0	201
Female	0	0	0	0	0	0	0	50	56	71	9	0	0	0	0	0	186
Total	0	0	0	0	0	0	0	106	115	139	25	1	0	1	0	0	387

Enrolment By Grade and Gender

Gender	Grade															Total
	K	1	2	3	4	5	6	7	8	9	10	11	12	4th		
Male	0	0	0	0	0	0	0	66	66	69	0	0	0	0	201	
Female	0	0	0	0	0	0	0	57	53	76	0	0	0	0	186	
Total	0	0	0	0	0	0	0	123	119	145	0	0	0	0	387	

Enrolment By Grade
For 353



* Data from the 2004-2005 AGR(Enrolment/Age as of the last day in Sept./Dec.)

** Newfoundland Statistics Classification System

*** May include itinerant teachers



**School Description Report
2004-05**

District 4 - Eastern

#354 - St. Kevin's High, St. John's (Goulds)

Classification: Urban Community/Avalon Region**

Grades: 10-12

Number of Grades: 3

[School FTE PTR : 14.3](#)

[District FTE PTR : 14.6](#)

[Provincial FTE PTR : 13.6](#)

[FTE Teachers](#) *** : 23.6

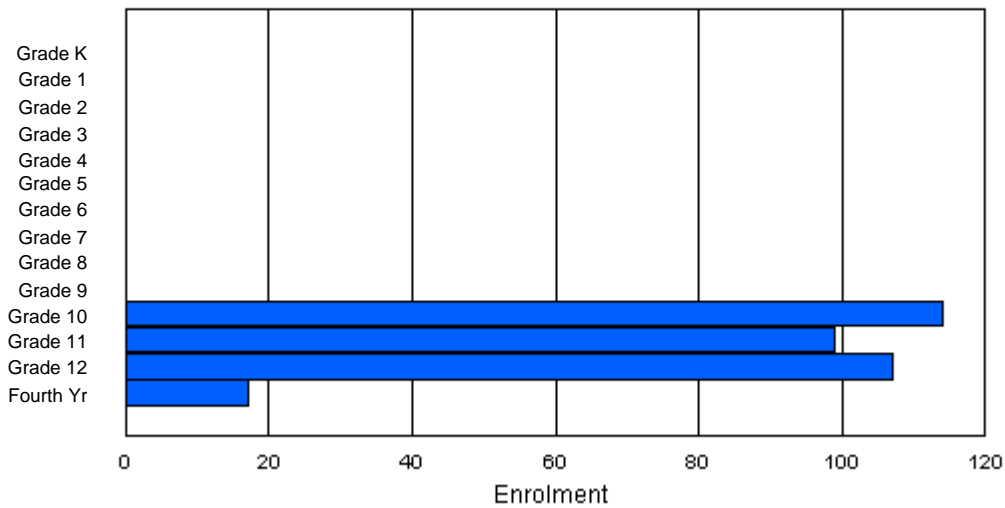
Enrolment By Age and Gender

Gender	Age																Total
	5	6	7	8	9	10	11	12	13	14	15	16	17	18	19	20>	
Male	0	0	0	0	0	0	0	0	0	0	47	40	56	14	3	1	161
Female	0	0	1	0	0	0	0	0	0	0	53	51	61	8	2	0	176
Total	0	0	1	0	0	0	0	0	0	0	100	91	117	22	5	1	337

Enrolment By Grade and Gender

Gender	Grade															Total
	K	1	2	3	4	5	6	7	8	9	10	11	12	4th		
Male	0	0	0	0	0	0	0	0	0	0	56	44	50	11	161	
Female	0	0	0	0	0	0	0	0	0	0	58	55	57	6	176	
Total	0	0	0	0	0	0	0	0	0	0	114	99	107	17	337	

Enrolment By Grade
For 354



* Data from the 2004-2005 AGR(Enrolment/Age as of the last day in Sept./Dec.)

** Newfoundland Statistics Classification System

*** May include itinerant teachers



**School Description Report
2004-05**

District 4 - Eastern

#355 - St. Mary's Elementary, St. John's

Classification: Urban Community/Avalon Region**

Grades: K-6

Number of Grades: 7

[School FTE PTR : 16.8](#)

[District FTE PTR : 14.6](#)

[Provincial FTE PTR : 13.6](#)

[FTE Teachers](#) *** : 10.5

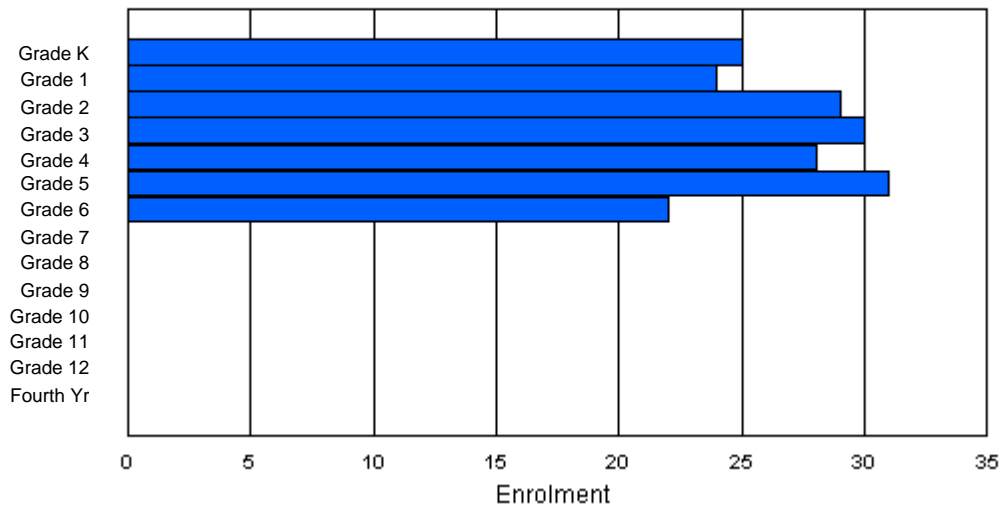
Enrolment By Age and Gender

Gender	Age																Total
	5	6	7	8	9	10	11	12	13	14	15	16	17	18	19	20>	
Male	16	8	17	11	11	16	12	1	0	0	0	0	0	0	0	0	92
Female	9	14	14	18	14	16	10	2	0	0	0	0	0	0	0	0	97
Total	25	22	31	29	25	32	22	3	0	0	0	0	0	0	0	0	189

Enrolment By Grade and Gender

Gender	Grade															Total
	K	1	2	3	4	5	6	7	8	9	10	11	12	4th		
Male	16	9	16	12	13	15	11	0	0	0	0	0	0	0	0	92
Female	9	15	13	18	15	16	11	0	0	0	0	0	0	0	0	97
Total	25	24	29	30	28	31	22	0	0	0	0	0	0	0	0	189

Enrolment By Grade
For 355



* Data from the 2004-2005 AGR(Enrolment/Age as of the last day in Sept./Dec.)

** Newfoundland Statistics Classification System

*** May include itinerant teachers



**School Description Report
2004-05**

District 4 - Eastern

#356 - St. Matthews Elementary, St. John's

Classification: Urban Community/Avalon Region**

Grades: K-6

Number of Grades: 7

[School FTE PTR : 14.4](#)

[District FTE PTR : 14.6](#)

[Provincial FTE PTR : 13.6](#)

[FTE Teachers](#) *** : 27.5

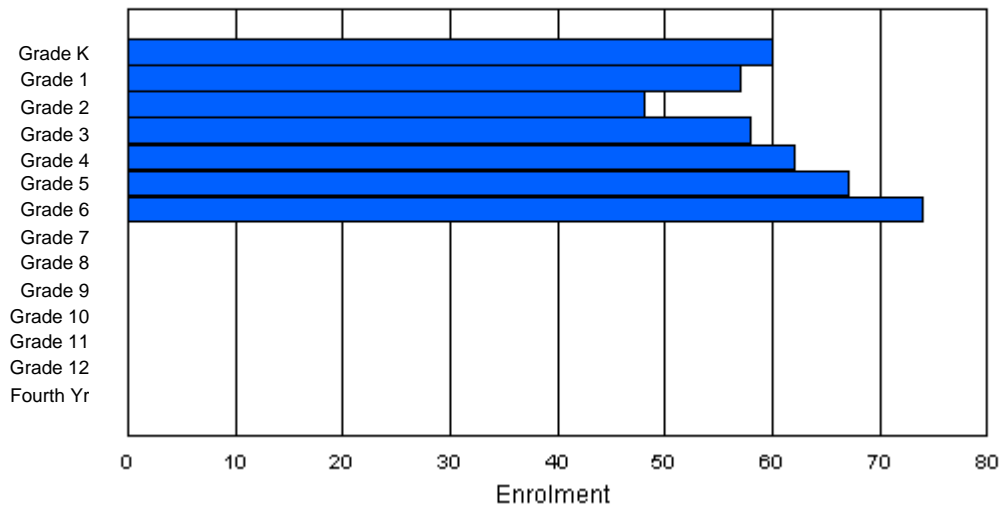
Enrolment By Age and Gender

Gender	Age																	Total
	5	6	7	8	9	10	11	12	13	14	15	16	17	18	19	20>		
Male	22	31	27	30	24	37	30	5	0	0	1	0	0	1	0	0	208	
Female	35	28	20	26	38	30	36	2	0	0	0	1	2	0	0	0	218	
Total	57	59	47	56	62	67	66	7	0	0	1	1	2	1	0	0	426	

Enrolment By Grade and Gender

Gender	Grade															Total
	K	1	2	3	4	5	6	7	8	9	10	11	12	4th		
Male	25	29	27	32	24	37	34	0	0	0	0	0	0	0	0	208
Female	35	28	21	26	38	30	40	0	0	0	0	0	0	0	0	218
Total	60	57	48	58	62	67	74	0	0	0	0	0	0	0	0	426

Enrolment By Grade
For 356



* Data from the 2004-2005 AGR(Enrolment/Age as of the last day in Sept./Dec.)

** Newfoundland Statistics Classification System

*** May include itinerant teachers



**School Description Report
2004-05**

District 4 - Eastern

#359 - St. Paul's Junior High, St. John's

Classification: Urban Community/Avalon Region**

Grades: 7-9

Number of Grades: 3

[School FTE PTR : 16.1](#)

[District FTE PTR : 14.6](#)

[Provincial FTE PTR : 13.6](#)

[FTE Teachers](#) *** : 31.8

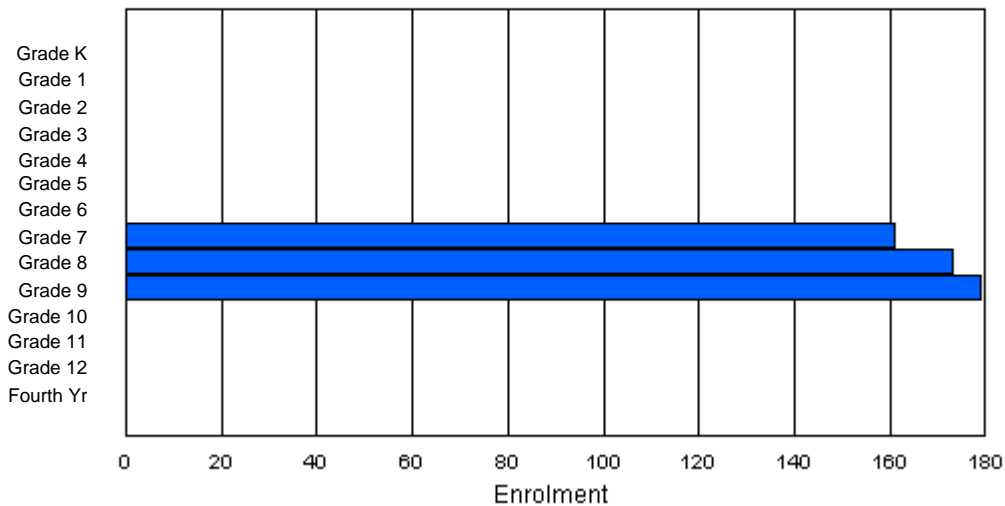
Enrolment By Age and Gender

Gender	Age																Total
	5	6	7	8	9	10	11	12	13	14	15	16	17	18	19	20>	
Male	0	0	0	0	0	0	0	70	86	95	17	0	0	0	0	0	268
Female	0	0	0	0	0	0	0	80	77	78	10	0	0	0	0	0	245
Total	0	0	0	0	0	0	0	150	163	173	27	0	0	0	0	0	513

Enrolment By Grade and Gender

Gender	Grade															Total
	K	1	2	3	4	5	6	7	8	9	10	11	12	4th		
Male	0	0	0	0	0	0	0	77	91	100	0	0	0	0	268	
Female	0	0	0	0	0	0	0	84	82	79	0	0	0	0	245	
Total	0	0	0	0	0	0	0	161	173	179	0	0	0	0	513	

Enrolment By Grade
For 359



* Data from the 2004-2005 AGR(Enrolment/Age as of the last day in Sept./Dec.)

** Newfoundland Statistics Classification System

*** May include itinerant teachers



**School Description Report
2004-05**

District 4 - Eastern

#360 - Rennie's River Elementary, St. John's

Classification: Urban Community/Avalon Region**

Grades: K-6

Number of Grades: 7

[School FTE PTR : 13.4](#)

[District FTE PTR : 14.6](#)

[Provincial FTE PTR : 13.6](#)

[FTE Teachers](#) *** : 19.8

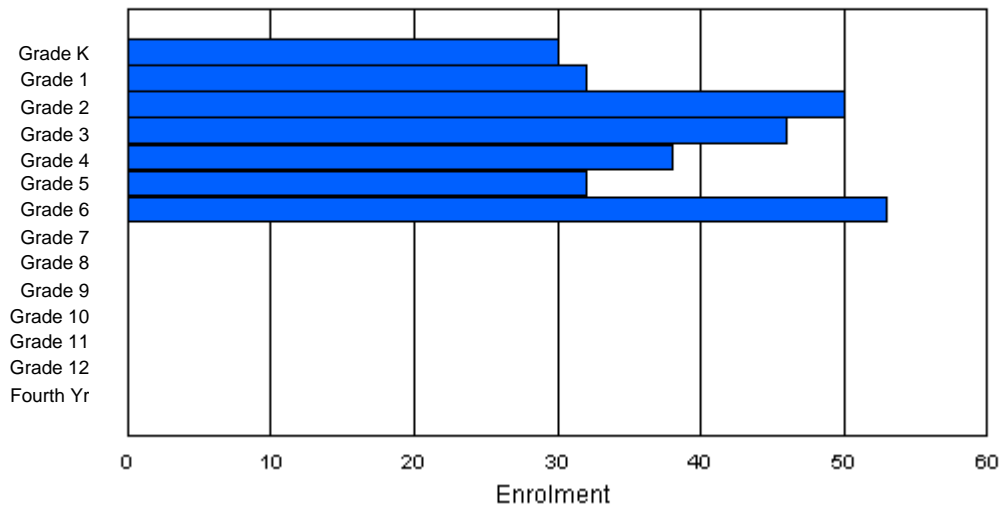
Enrolment By Age and Gender

Gender	Age																Total
	5	6	7	8	9	10	11	12	13	14	15	16	17	18	19	20>	
Male	15	14	28	24	27	18	18	5	0	0	0	0	0	0	0	0	149
Female	13	16	23	21	10	17	29	2	1	0	0	0	0	0	0	0	132
Total	28	30	51	45	37	35	47	7	1	0	0	0	0	0	0	0	281

Enrolment By Grade and Gender

Gender	Grade														Total
	K	1	2	3	4	5	6	7	8	9	10	11	12	4th	
Male	16	15	29	25	26	15	23	0	0	0	0	0	0	0	149
Female	14	17	21	21	12	17	30	0	0	0	0	0	0	0	132
Total	30	32	50	46	38	32	53	0	0	0	0	0	0	0	281

Enrolment By Grade
For 360



* Data from the 2004-2005 AGR(Enrolment/Age as of the last day in Sept./Dec.)

** Newfoundland Statistics Classification System

*** May include itinerant teachers



**School Description Report
2004-05**

District 4 - Eastern

#362 - St. Teresa's School/Ecole Ste-Thérèse, St. John's

Classification: Urban Community/Avalon Region**

Grades: K-6

Number of Grades: 7

[School FTE PTR : 14.0](#)

[District FTE PTR : 14.6](#)

[Provincial FTE PTR : 13.6](#)

[FTE Teachers](#) *** : 32.0

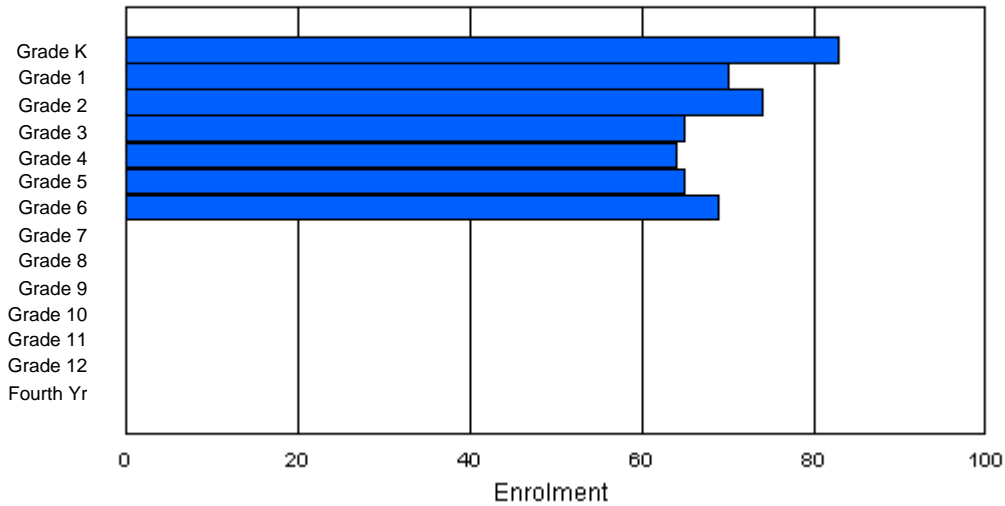
Enrolment By Age and Gender

Gender	Age																Total
	5	6	7	8	9	10	11	12	13	14	15	16	17	18	19	20>	
Male	34	33	33	36	38	24	29	5	0	0	0	0	0	0	0	0	232
Female	47	38	38	27	31	37	38	2	0	0	0	0	0	0	0	0	258
Total	81	71	71	63	69	61	67	7	0	0	0	0	0	0	0	0	490

Enrolment By Grade and Gender

Gender	Grade														Total
	K	1	2	3	4	5	6	7	8	9	10	11	12	4th	
Male	34	34	35	37	34	24	34	0	0	0	0	0	0	0	232
Female	49	36	39	28	30	41	35	0	0	0	0	0	0	0	258
Total	83	70	74	65	64	65	69	0	0	0	0	0	0	0	490

Enrolment By Grade
For 362



* Data from the 2004-2005 AGR(Enrolment/Age as of the last day in Sept./Dec.)

** Newfoundland Statistics Classification System

*** May include itinerant teachers



**School Description Report
2004-05**

District 4 - Eastern

#363 - Vanier Elementary, St. John's

Classification: Urban Community/Avalon Region**

Grades: K-6

Number of Grades: 7

[School FTE PTR : 16.1](#)

[District FTE PTR : 14.6](#)

[Provincial FTE PTR : 13.6](#)

[FTE Teachers](#) *** : 21.6

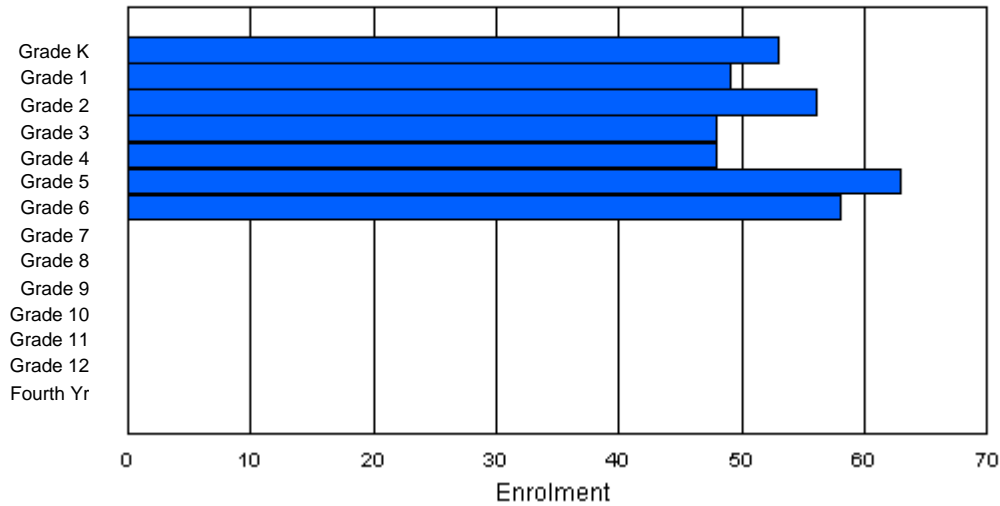
Enrolment By Age and Gender

Gender	Age																Total
	5	6	7	8	9	10	11	12	13	14	15	16	17	18	19	20>	
Male	23	22	26	31	29	23	34	1	0	0	0	0	0	0	0	0	189
Female	29	26	31	16	21	37	24	2	0	0	0	0	0	0	0	0	186
Total	52	48	57	47	50	60	58	3	0	0	0	0	0	0	0	0	375

Enrolment By Grade and Gender

Gender	Grade														Total	
	K	1	2	3	4	5	6	7	8	9	10	11	12	4th		
Male	24	23	24	33	27	25	33	0	0	0	0	0	0	0	0	189
Female	29	26	32	15	21	38	25	0	0	0	0	0	0	0	0	186
Total	53	49	56	48	48	63	58	0	0	0	0	0	0	0	0	375

Enrolment By Grade
For 363



* Data from the 2004-2005 AGR(Enrolment/Age as of the last day in Sept./Dec.)

** Newfoundland Statistics Classification System

*** May include itinerant teachers



**School Description Report
2004-05**

District 4 - Eastern

#364 - Virginia Park Elementary School, St. John's

Classification: Urban Community/Avalon Region**

Grades: K-6

Number of Grades: 7

[School FTE PTR : 11.7](#)

[District FTE PTR : 14.6](#)

[Provincial FTE PTR : 13.6](#)

[FTE Teachers](#) *** : 19.9

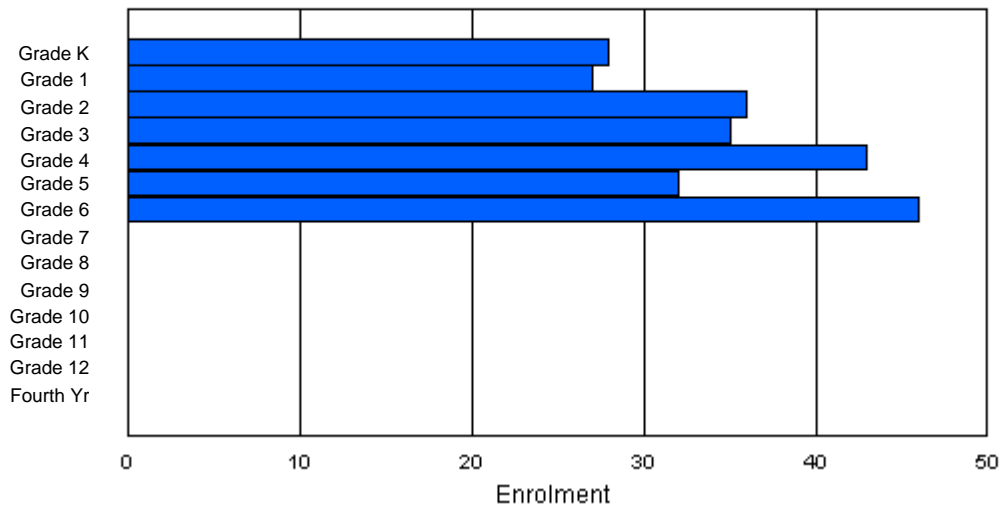
Enrolment By Age and Gender

Gender	Age																Total
	5	6	7	8	9	10	11	12	13	14	15	16	17	18	19	20>	
Male	13	9	22	16	15	18	14	6	0	0	0	0	0	0	0	0	113
Female	14	15	18	17	26	17	24	2	0	0	0	0	1	0	0	0	134
Total	27	24	40	33	41	35	38	8	0	0	0	0	1	0	0	247	

Enrolment By Grade and Gender

Gender	Grade														Total
	K	1	2	3	4	5	6	7	8	9	10	11	12	4th	
Male	13	13	18	17	17	15	20	0	0	0	0	0	0	0	113
Female	15	14	18	18	26	17	26	0	0	0	0	0	0	0	134
Total	28	27	36	35	43	32	46	0	0	0	0	0	0	247	

Enrolment By Grade
For 364



* Data from the 2004-2005 AGR(Enrolment/Age as of the last day in Sept./Dec.)

** Newfoundland Statistics Classification System

*** May include itinerant teachers



**School Description Report
2004-05**

District 4 - Eastern

#366 - Topsail Elementary, Conception Bay South (Topsail)

Classification: Urban Community/Avalon Region**

Grades: K-5

Number of Grades: 6

[School FTE PTR : 18.1](#)

[District FTE PTR : 14.6](#)

[Provincial FTE PTR : 13.6](#)

[FTE Teachers](#) *** : 32.3

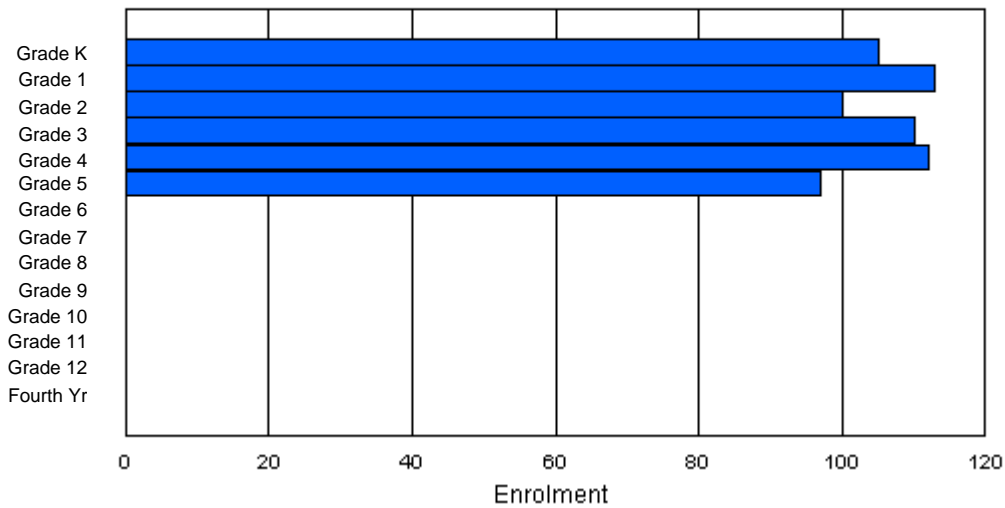
Enrolment By Age and Gender

Gender	Age																Total
	5	6	7	8	9	10	11	12	13	14	15	16	17	18	19	20>	
Male	52	55	46	51	54	61	1	0	0	0	0	0	0	0	0	0	320
Female	53	56	56	57	54	38	3	0	0	0	0	0	0	0	0	0	317
Total	105	111	102	108	108	99	4	0	0	0	0	0	0	0	0	0	637

Enrolment By Grade and Gender

Gender	Grade														Total
	K	1	2	3	4	5	6	7	8	9	10	11	12	4th	
Male	52	57	44	53	58	56	0	0	0	0	0	0	0	0	320
Female	53	56	56	57	54	41	0	0	0	0	0	0	0	0	317
Total	105	113	100	110	112	97	0	0	0	0	0	0	0	0	637

Enrolment By Grade
For 366



* Data from the 2004-2005 AGR(Enrolment/Age as of the last day in Sept./Dec.)

** Newfoundland Statistics Classification System

*** May include itinerant teachers



**School Description Report
2004-05**

District 4 - Eastern

#367 - Holy Trinity Elementary, Torbay

Classification: Urban Community/Avalon Region**

Grades: K-6

Number of Grades: 7

[School FTE PTR : 14.7](#)

[District FTE PTR : 14.6](#)

[Provincial FTE PTR : 13.6](#)

[FTE Teachers](#) *** : 32.5

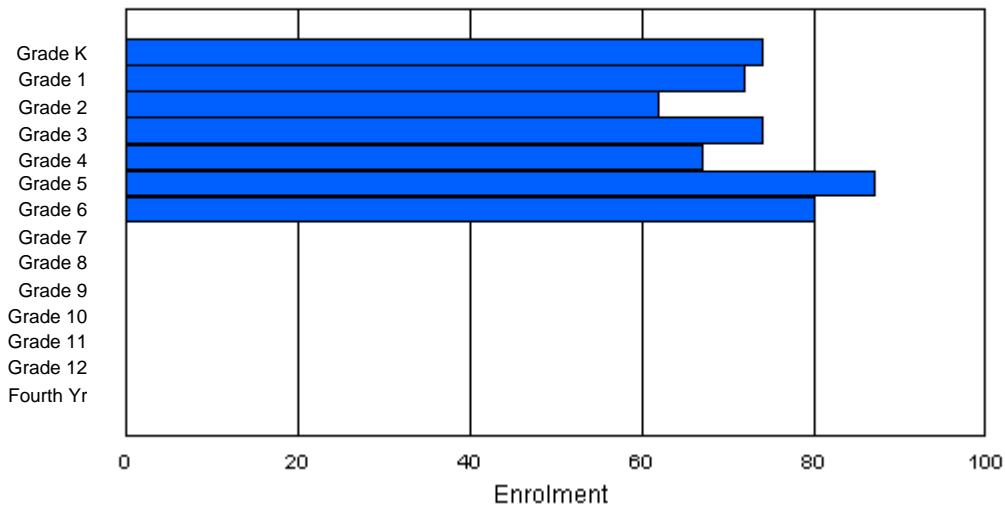
Enrolment By Age and Gender

Gender	Age																Total
	5	6	7	8	9	10	11	12	13	14	15	16	17	18	19	20>	
Male	37	36	29	41	29	38	37	6	0	0	0	0	0	0	0	0	253
Female	34	35	31	34	40	46	41	2	0	0	0	0	0	0	0	0	263
Total	71	71	60	75	69	84	78	8	0	0	0	0	0	0	0	0	516

Enrolment By Grade and Gender

Gender	Grade														Total	
	K	1	2	3	4	5	6	7	8	9	10	11	12	4th		
Male	39	36	32	36	31	40	39	0	0	0	0	0	0	0	0	253
Female	35	36	30	38	36	47	41	0	0	0	0	0	0	0	0	263
Total	74	72	62	74	67	87	80	0	0	0	0	0	0	0	0	516

Enrolment By Grade
For 367



* Data from the 2004-2005 AGR(Enrolment/Age as of the last day in Sept./Dec.)

** Newfoundland Statistics Classification System

*** May include itinerant teachers



**School Description Report
2004-05**

District 4 - Eastern

#368 - Holy Trinity High School, Torbay

Classification: Urban Community/Avalon Region**

Grades: 7-12

Number of Grades: 6

[School FTE PTR : 17.1](#)

[District FTE PTR : 14.6](#)

[Provincial FTE PTR : 13.6](#)

[FTE Teachers](#) *** : 43.8

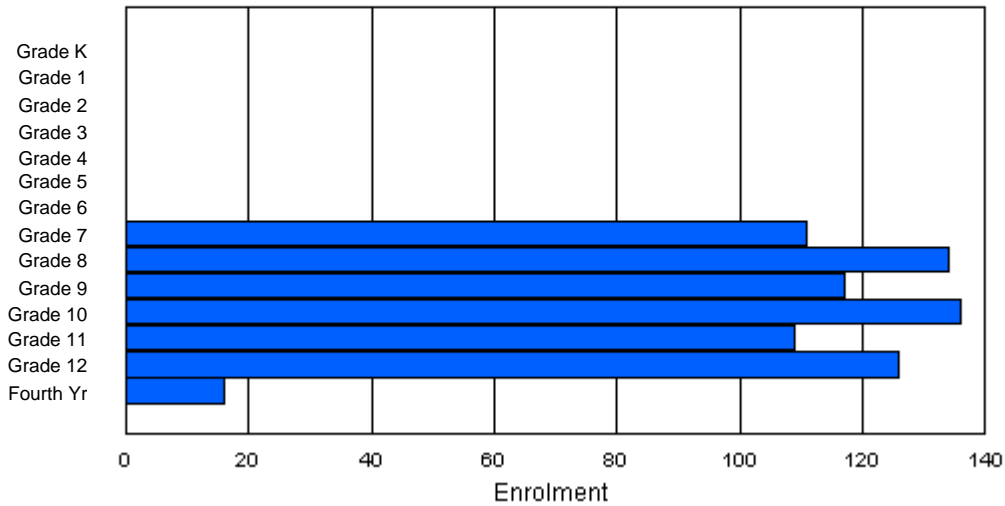
Enrolment By Age and Gender

Gender	Age																Total
	5	6	7	8	9	10	11	12	13	14	15	16	17	18	19	20>	
Male	0	0	0	0	0	0	0	43	61	53	58	60	56	24	2	0	357
Female	0	0	0	0	0	0	1	59	63	72	73	47	64	12	1	0	392
Total	0	0	0	0	0	0	1	102	124	125	131	107	120	36	3	0	749

Enrolment By Grade and Gender

Gender	Grade															Total
	K	1	2	3	4	5	6	7	8	9	10	11	12	4th		
Male	0	0	0	0	0	0	0	49	64	49	60	64	60	11	357	
Female	0	0	0	0	0	0	0	62	70	68	76	45	66	5	392	
Total	0	0	0	0	0	0	0	111	134	117	136	109	126	16	749	

Enrolment By Grade
For 368



* Data from the 2004-2005 AGR(Enrolment/Age as of the last day in Sept./Dec.)

** Newfoundland Statistics Classification System

*** May include itinerant teachers



**School Description Report
2004-05**

District 4 - Eastern

#370 - Stella Maris Academy, Trepassey

Classification: Rural Community/Avalon Region**

Grades: K-12

Number of Grades: 13

[School FTE PTR : 9.0](#)

[District FTE PTR : 14.6](#)

[Provincial FTE PTR : 13.6](#)

[FTE Teachers](#) *** : 21.3

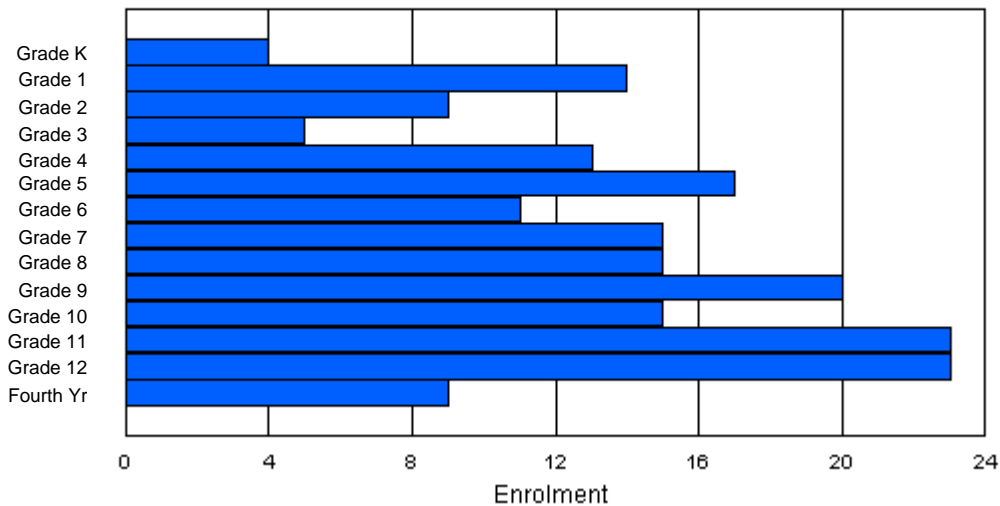
Enrolment By Age and Gender

Gender	Age																Total
	5	6	7	8	9	10	11	12	13	14	15	16	17	18	19	20>	
Male	2	7	4	3	7	9	5	7	6	9	10	13	10	5	3	0	100
Female	2	7	5	2	4	10	6	8	6	7	9	10	13	4	0	0	93
Total	4	14	9	5	11	19	11	15	12	16	19	23	23	9	3	0	193

Enrolment By Grade and Gender

Gender	Grade														Total
	K	1	2	3	4	5	6	7	8	9	10	11	12	4th	
Male	2	7	4	3	9	7	5	7	7	12	8	12	11	6	100
Female	2	7	5	2	4	10	6	8	8	8	7	11	12	3	93
Total	4	14	9	5	13	17	11	15	15	20	15	23	23	9	193

Enrolment By Grade
For 370



* Data from the 2004-2005 AGR(Enrolment/Age as of the last day in Sept./Dec.)

** Newfoundland Statistics Classification System

*** May include itinerant teachers



**School Description Report
2004-05**

District 4 - Eastern

#371 - Upper Gullies Elementary, Conception Bay South (Upper Gul

Classification: Urban Community/Avalon Region**

Grades: K-6

Number of Grades: 7

[School FTE PTR : 16.4](#)

[District FTE PTR : 14.6](#)

[Provincial FTE PTR : 13.6](#)

[FTE Teachers](#) *** : 21.3

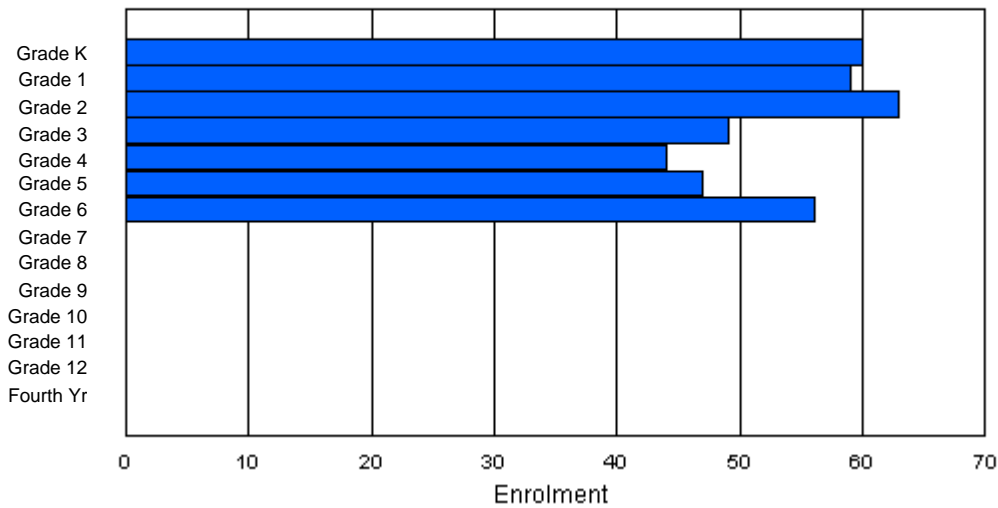
Enrolment By Age and Gender

Gender	Age																Total
	5	6	7	8	9	10	11	12	13	14	15	16	17	18	19	20>	
Male	35	37	32	33	18	27	31	1	0	0	0	1	0	0	0	0	215
Female	24	21	28	18	23	20	29	0	0	0	0	0	0	0	0	0	163
Total	59	58	60	51	41	47	60	1	0	0	0	1	0	0	0	0	378

Enrolment By Grade and Gender

Gender	Grade														Total
	K	1	2	3	4	5	6	7	8	9	10	11	12	4th	
Male	36	38	35	29	21	28	28	0	0	0	0	0	0	0	215
Female	24	21	28	20	23	19	28	0	0	0	0	0	0	0	163
Total	60	59	63	49	44	47	56	0	0	0	0	0	0	0	378

Enrolment By Grade
For 371



* Data from the 2004-2005 AGR(Enrolment/Age as of the last day in Sept./Dec.)

** Newfoundland Statistics Classification System

*** May include itinerant teachers



**School Description Report
2004-05**

District 4 - Eastern

#372 - St. Bernard's Primary, Witless Bay

Classification: Urban Community/Avalon Region**

Grades: K-3

Number of Grades: 4

[School FTE PTR : 14.9](#)

[District FTE PTR : 14.6](#)

[Provincial FTE PTR : 13.6](#)

[FTE Teachers](#) *** : 6.8

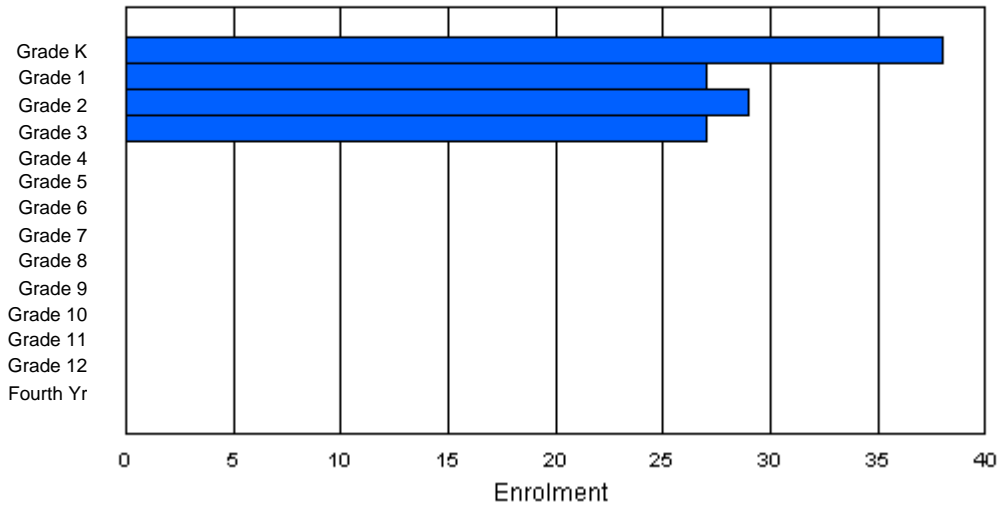
Enrolment By Age and Gender

Gender	Age																Total
	5	6	7	8	9	10	11	12	13	14	15	16	17	18	19	20>	
Male	23	12	12	15	1	0	0	0	0	0	0	0	0	0	0	0	63
Female	14	15	18	11	0	0	0	0	0	0	0	0	0	0	0	0	58
Total	37	27	30	26	1	0	0	0	0	0	0	0	0	0	0	0	121

Enrolment By Grade and Gender

Gender	Grade															Total
	K	1	2	3	4	5	6	7	8	9	10	11	12	4th		
Male	24	11	12	16	0	0	0	0	0	0	0	0	0	0	0	63
Female	14	16	17	11	0	0	0	0	0	0	0	0	0	0	0	58
Total	38	27	29	27	0	0	0	0	0	0	0	0	0	0	0	121

Enrolment By Grade
For 372



* Data from the 2004-2005 AGR(Enrolment/Age as of the last day in Sept./Dec.)

** Newfoundland Statistics Classification System

*** May include itinerant teachers



**School Description Report
2004-05**

District 4 - Eastern

#427 - Holy Name of Mary Academy, Lawn

Classification: Rural Community/Southern Region**

Grades: K-12

Number of Grades: 13

[School FTE PTR : 10.2](#)

[District FTE PTR : 14.6](#)

[Provincial FTE PTR : 13.6](#)

[FTE Teachers](#) *** : 14.8

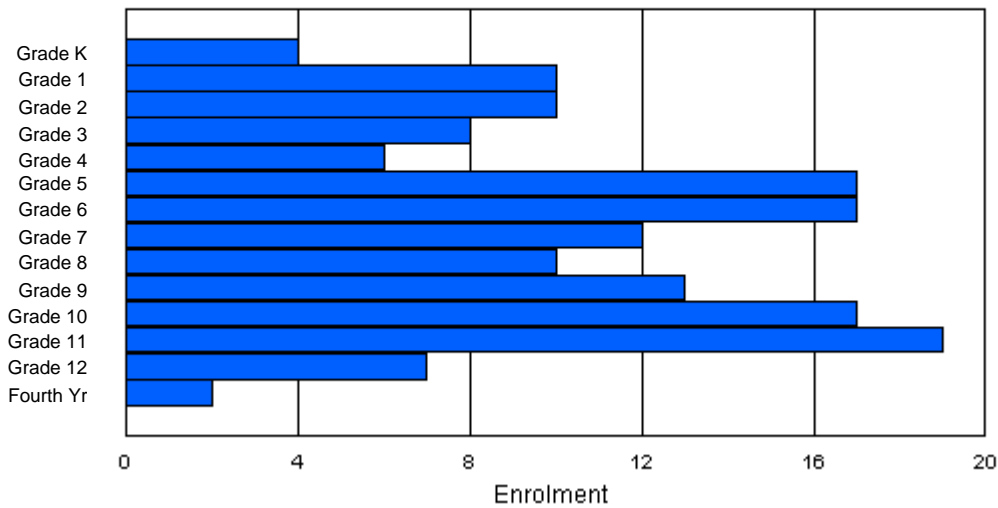
Enrolment By Age and Gender

Gender	Age																Total
	5	6	7	8	9	10	11	12	13	14	15	16	17	18	19	20>	
Male	2	8	7	4	2	8	10	8	8	5	8	8	5	0	0	0	83
Female	2	2	3	4	4	9	7	3	3	6	11	9	4	1	1	0	69
Total	4	10	10	8	6	17	17	11	11	11	19	17	9	1	1	0	152

Enrolment By Grade and Gender

Gender	K	Grade													4th	Total
		1	2	3	4	5	6	7	8	9	10	11	12			
Male	2	8	7	4	2	8	10	9	7	6	7	10	3	0	83	
Female	2	2	3	4	4	9	7	3	3	7	10	9	4	2	69	
Total	4	10	10	8	6	17	17	12	10	13	17	19	7	2	152	

Enrolment By Grade
For 427



* Data from the 2004-2005 AGR(Enrolment/Age as of the last day in Sept./Dec.)

** Newfoundland Statistics Classification System

*** May include itinerant teachers



**School Description Report
2004-05**

District 4 - Eastern

#428 - Clarenville Middle School, Clarenville

Classification: Urban Community/Central Region**

Grades: 4-8

Number of Grades: 5

[School FTE PTR : 13.9](#)

[District FTE PTR : 14.6](#)

[Provincial FTE PTR : 13.6](#)

[FTE Teachers](#) *** : 21.6

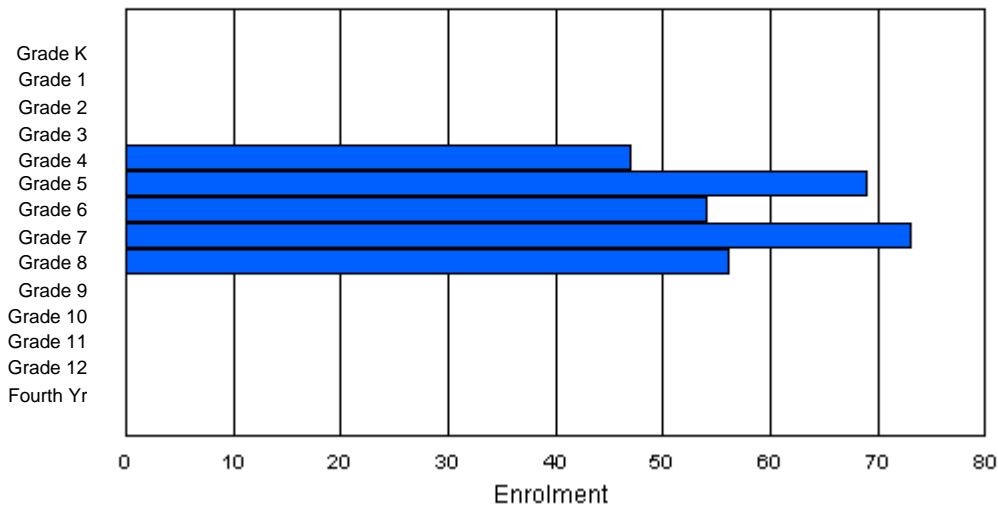
Enrolment By Age and Gender

Gender	Age																Total
	5	6	7	8	9	10	11	12	13	14	15	16	17	18	19	20>	
Male	0	0	0	0	17	45	27	32	32	2	0	0	0	0	0	0	155
Female	0	0	0	0	30	24	27	41	22	0	0	0	0	0	0	0	144
Total	0	0	0	0	47	69	54	73	54	2	0	0	0	0	0	0	299

Enrolment By Grade and Gender

Gender	Grade														Total
	K	1	2	3	4	5	6	7	8	9	10	11	12	4th	
Male	0	0	0	0	17	45	27	32	34	0	0	0	0	0	155
Female	0	0	0	0	30	24	27	41	22	0	0	0	0	0	144
Total	0	0	0	0	47	69	54	73	56	0	0	0	0	0	299

Enrolment By Grade
For 428



* Data from the 2004-2005 AGR(Enrolment/Age as of the last day in Sept./Dec.)

** Newfoundland Statistics Classification System

*** May include itinerant teachers



**School Description Report
2004-05**

District 4 - Eastern

#429 - Clarenville Primary School, Clarenville

Classification: Urban Community/Central Region**

Grades: K-3

Number of Grades: 4

[School FTE PTR : 14.2](#)

[District FTE PTR : 14.6](#)

[Provincial FTE PTR : 13.6](#)

[FTE Teachers](#) *** : 13.6

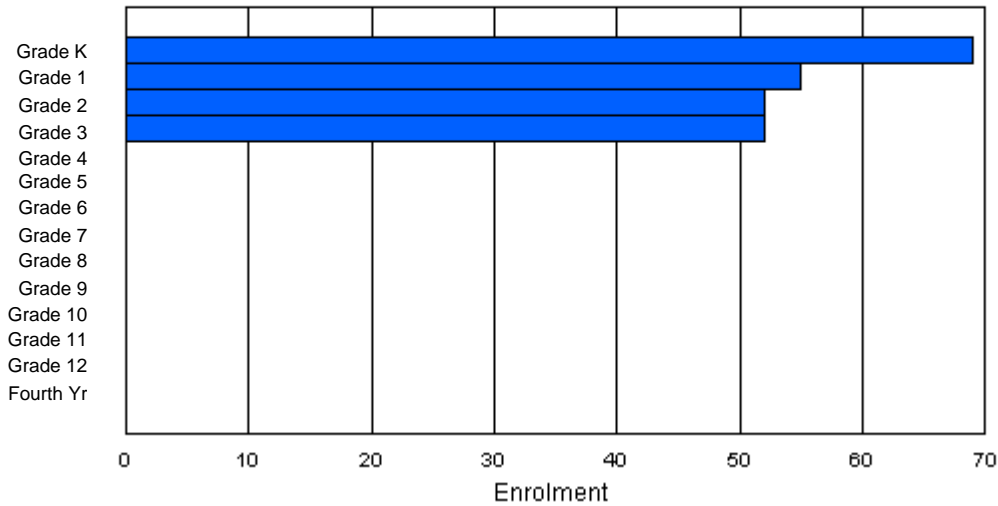
Enrolment By Age and Gender

Gender	Age																Total
	5	6	7	8	9	10	11	12	13	14	15	16	17	18	19	20>	
Male	33	35	28	30	0	0	0	0	0	0	0	0	0	0	0	0	126
Female	36	20	24	22	0	0	0	0	0	0	0	0	0	0	0	0	102
Total	69	55	52	52	0	0	0	0	0	0	0	0	0	0	0	0	228

Enrolment By Grade and Gender

Gender	Grade															Total
	K	1	2	3	4	5	6	7	8	9	10	11	12	4th		
Male	33	35	28	30	0	0	0	0	0	0	0	0	0	0	0	126
Female	36	20	24	22	0	0	0	0	0	0	0	0	0	0	0	102
Total	69	55	52	52	0	0	0	0	0	0	0	0	0	0	0	228

Enrolment By Grade
For 429



* Data from the 2004-2005 AGR(Enrolment/Age as of the last day in Sept./Dec.)

** Newfoundland Statistics Classification System

*** May include itinerant teachers



**School Description Report
2004-05**

District 4 - Eastern

#430 - St. Mark's School, King's Cove

Classification: Rural Community/Central Region**

Grades: K-12

Number of Grades: 13

[School FTE PTR : 9.1](#)

[District FTE PTR : 14.6](#)

[Provincial FTE PTR : 13.6](#)

[FTE Teachers](#) *** : 16.0

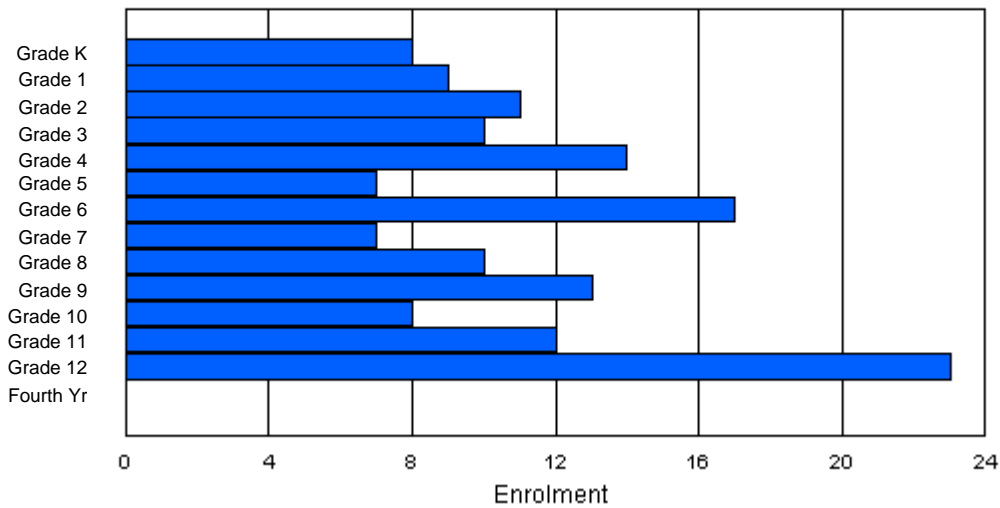
Enrolment By Age and Gender

Gender	Age																Total
	5	6	7	8	9	10	11	12	13	14	15	16	17	18	19	20>	
Male	4	5	7	10	6	3	6	4	3	5	9	8	10	0	0	0	80
Female	5	6	2	3	7	9	5	5	4	8	2	4	9	0	0	0	69
Total	9	11	9	13	13	12	11	9	7	13	11	12	19	0	0	0	149

Enrolment By Grade and Gender

Gender	K	Grade													4th	Total
		1	2	3	4	5	6	7	8	9	10	11	12			
Male	3	5	7	9	7	3	6	4	3	6	6	8	13	0	80	
Female	5	4	4	1	7	4	11	3	7	7	2	4	10	0	69	
Total	8	9	11	10	14	7	17	7	10	13	8	12	23	0	149	

Enrolment By Grade
For 430



* Data from the 2004-2005 AGR(Enrolment/Age as of the last day in Sept./Dec.)

** Newfoundland Statistics Classification System

*** May include itinerant teachers



**School Description Report
2004-05**

District 4 - Eastern

#431 - Southwest Arm Academy, Little Heart's Ease

Classification: Rural Community/Central Region**

Grades: K-12

Number of Grades: 13

[School FTE PTR : 8.6](#)

[District FTE PTR : 14.6](#)

[Provincial FTE PTR : 13.6](#)

[FTE Teachers](#) *** : 15.0

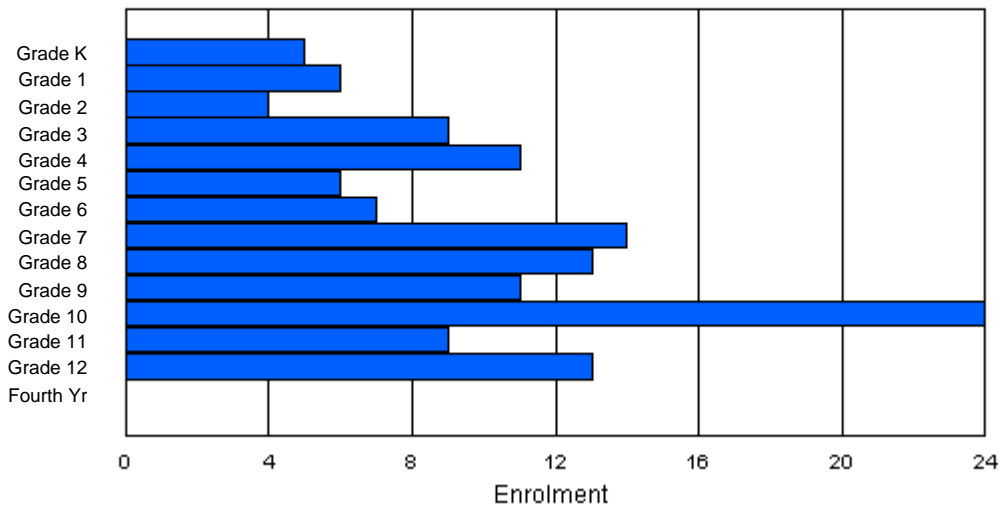
Enrolment By Age and Gender

Gender	Age																	Total
	5	6	7	8	9	10	11	12	13	14	15	16	17	18	19	20>		
Male	0	3	3	4	6	3	4	4	8	4	11	5	6	0	0	0	61	
Female	5	3	1	2	8	3	3	10	5	7	12	5	7	0	0	0	71	
Total	5	6	4	6	14	6	7	14	13	11	23	10	13	0	0	0	132	

Enrolment By Grade and Gender

Gender	K	Grade													4th	Total
		1	2	3	4	5	6	7	8	9	10	11	12			
Male	0	3	3	6	4	3	4	4	8	4	12	4	6	0	61	
Female	5	3	1	3	7	3	3	10	5	7	12	5	7	0	71	
Total	5	6	4	9	11	6	7	14	13	11	24	9	13	0	132	

Enrolment By Grade
For 431



* Data from the 2004-2005 AGR(Enrolment/Age as of the last day in Sept./Dec.)

** Newfoundland Statistics Classification System

*** May include itinerant teachers



**School Description Report
2004-05**

District 4 - Eastern

#433 - Tricon Elementary, Bay de Verde

Classification: Rural Community/Avalon Region**

Grades: K-6

Number of Grades: 7

[School FTE PTR : 10.9](#)

[District FTE PTR : 14.6](#)

[Provincial FTE PTR : 13.6](#)

[FTE Teachers](#) *** : 8.5

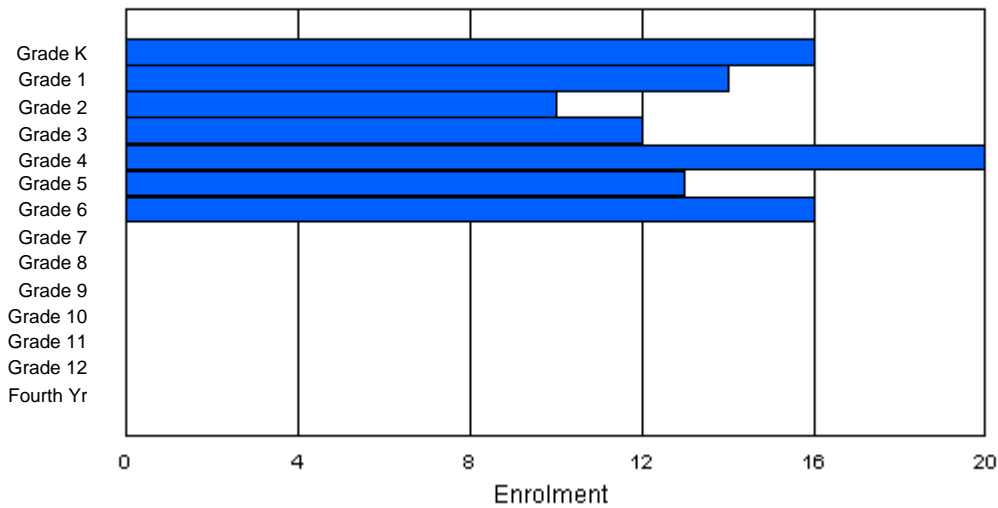
Enrolment By Age and Gender

Gender	Age																Total
	5	6	7	8	9	10	11	12	13	14	15	16	17	18	19	20>	
Male	11	3	8	8	8	8	8	0	0	0	0	0	0	0	0	0	54
Female	5	11	2	4	12	5	8	0	0	0	0	0	0	0	0	0	47
Total	16	14	10	12	20	13	16	0	0	0	0	0	0	0	0	0	101

Enrolment By Grade and Gender

Gender	Grade															Total
	K	1	2	3	4	5	6	7	8	9	10	11	12	4th		
Male	11	3	8	8	8	8	8	0	0	0	0	0	0	0	0	54
Female	5	11	2	4	12	5	8	0	0	0	0	0	0	0	0	47
Total	16	14	10	12	20	13	16	0	0	0	0	0	0	0	0	101

Enrolment By Grade
For 433



* Data from the 2004-2005 AGR(Enrolment/Age as of the last day in Sept./Dec.)

** Newfoundland Statistics Classification System

*** May include itinerant teachers



**School Description Report
2004-05**

District 4 - Eastern

#435 - St. Anne's Academy, Dunville

Classification: Rural Community/Avalon Region**

Grades: K-9

Number of Grades: 10

[School FTE PTR : 13.0](#)

[District FTE PTR : 14.6](#)

[Provincial FTE PTR : 13.6](#)

[FTE Teachers](#) *** : 20.0

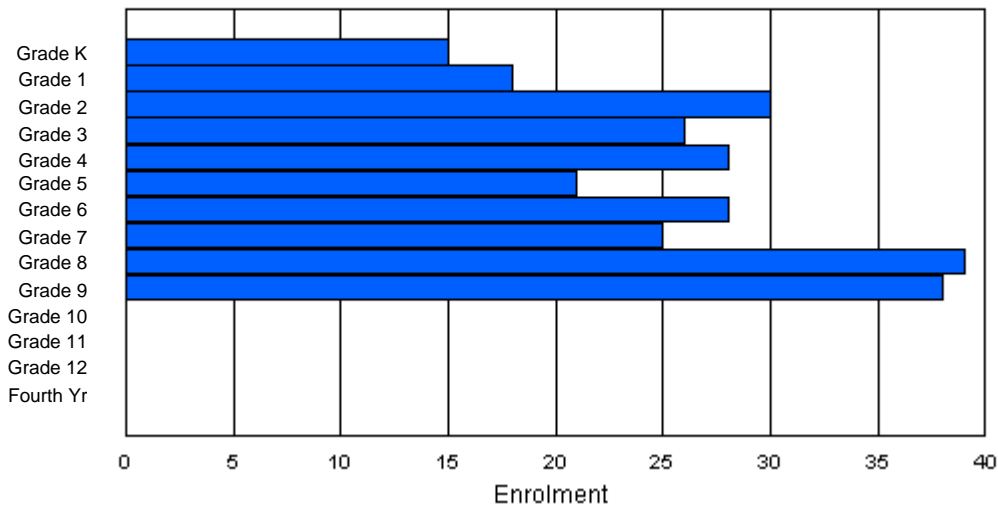
Enrolment By Age and Gender

Gender	Age																Total
	5	6	7	8	9	10	11	12	13	14	15	16	17	18	19	20>	
Male	6	13	13	13	19	9	14	13	20	17	1	0	0	0	0	0	138
Female	8	6	17	11	11	12	14	12	18	20	1	0	0	0	0	0	130
Total	14	19	30	24	30	21	28	25	38	37	2	0	0	0	0	0	268

Enrolment By Grade and Gender

Gender	Grade														Total
	K	1	2	3	4	5	6	7	8	9	10	11	12	4th	
Male	7	12	13	14	18	10	14	13	19	18	0	0	0	0	138
Female	8	6	17	12	10	11	14	12	20	20	0	0	0	0	130
Total	15	18	30	26	28	21	28	25	39	38	0	0	0	0	268

Enrolment By Grade
For 435



* Data from the 2004-2005 AGR(Enrolment/Age as of the last day in Sept./Dec.)

** Newfoundland Statistics Classification System

*** May include itinerant teachers



**School Description Report
2004-05**

District 4 - Eastern

#438 - Epiphany Elementary, Heart's Delight

Classification: Rural Community/Avalon Region**

Grades: K-6

Number of Grades: 7

[School FTE PTR : 8.3](#)

[District FTE PTR : 14.6](#)

[Provincial FTE PTR : 13.6](#)

[FTE Teachers](#) *** : 7.5

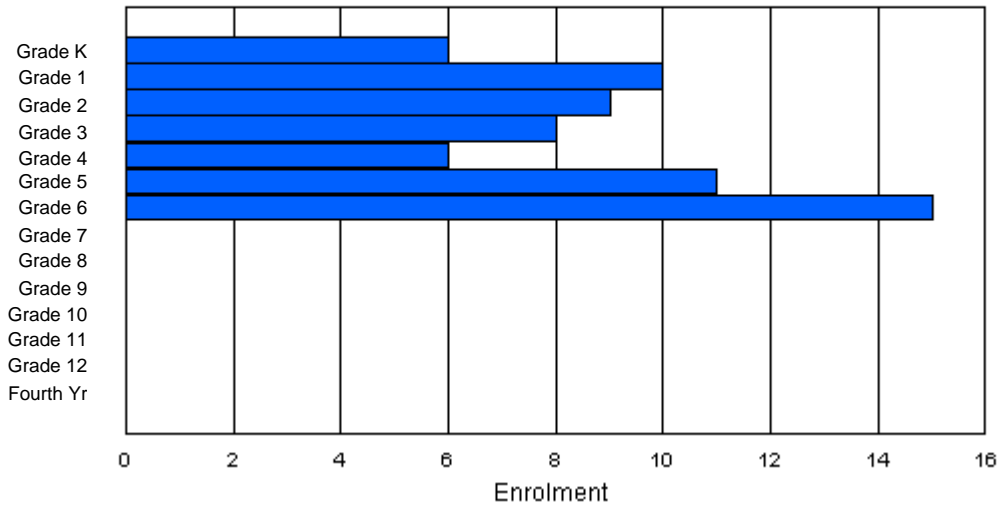
Enrolment By Age and Gender

Gender	Age																Total
	5	6	7	8	9	10	11	12	13	14	15	16	17	18	19	20>	
Male	1	5	3	4	5	6	8	0	0	0	0	0	0	0	0	0	32
Female	5	6	5	3	3	4	7	0	0	0	0	0	0	0	0	0	33
Total	6	11	8	7	8	10	15	0	0	0	0	0	0	0	0	0	65

Enrolment By Grade and Gender

Gender	K	Grade													Total	
		1	2	3	4	5	6	7	8	9	10	11	12	4th		
Male	1	4	4	5	3	7	8	0	0	0	0	0	0	0	0	32
Female	5	6	5	3	3	4	7	0	0	0	0	0	0	0	0	33
Total	6	10	9	8	6	11	15	0	0	0	0	0	0	0	0	65

Enrolment By Grade
For 438



* Data from the 2004-2005 AGR(Enrolment/Age as of the last day in Sept./Dec.)

** Newfoundland Statistics Classification System

*** May include itinerant teachers



**School Description Report
2004-05**

District 4 - Eastern

#442 - Persalvic Elementary, Victoria

Classification: Rural Community/Avalon Region**

Grades: K-9

Number of Grades: 10

[School FTE PTR : 13.6](#)

[District FTE PTR : 14.6](#)

[Provincial FTE PTR : 13.6](#)

[FTE Teachers](#) *** : 21.5

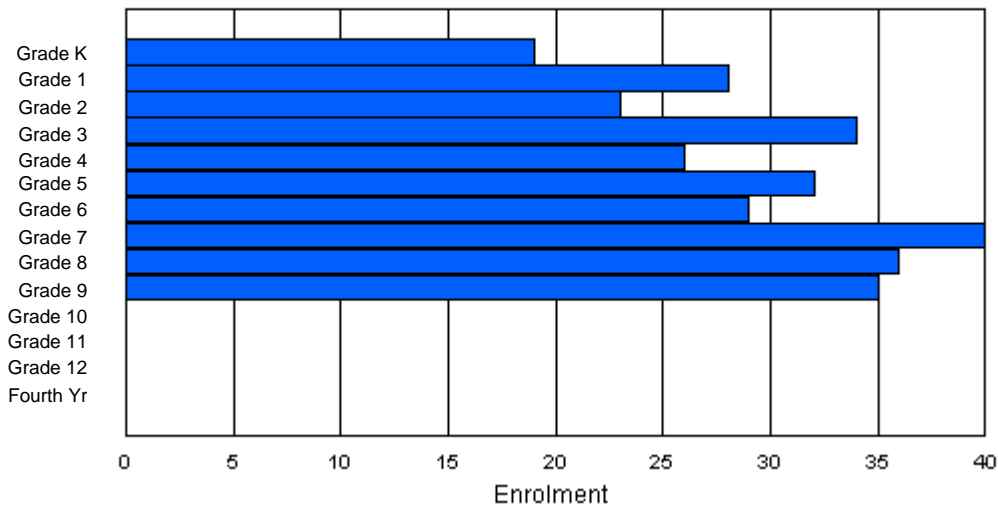
Enrolment By Age and Gender

Gender	Age																Total
	5	6	7	8	9	10	11	12	13	14	15	16	17	18	19	20>	
Male	9	15	9	21	10	23	8	21	17	18	1	0	0	0	0	0	152
Female	10	13	14	13	15	10	19	20	15	17	4	0	0	0	0	0	150
Total	19	28	23	34	25	33	27	41	32	35	5	0	0	0	0	0	302

Enrolment By Grade and Gender

Gender	Grade														Total
	K	1	2	3	4	5	6	7	8	9	10	11	12	4th	
Male	9	15	9	21	10	23	10	19	21	15	0	0	0	0	152
Female	10	13	14	13	16	9	19	21	15	20	0	0	0	0	150
Total	19	28	23	34	26	32	29	40	36	35	0	0	0	0	302

Enrolment By Grade
For 442



* Data from the 2004-2005 AGR(Enrolment/Age as of the last day in Sept./Dec.)

** Newfoundland Statistics Classification System

*** May include itinerant teachers



**School Description Report
2004-05**

District 4 - Eastern

#444 - Cabot Academy, Western Bay

Classification: Rural Community/Avalon Region**

Grades: K-9

Number of Grades: 10

[School FTE PTR : 10.6](#)

[District FTE PTR : 14.6](#)

[Provincial FTE PTR : 13.6](#)

[FTE Teachers](#) *** : 14.5

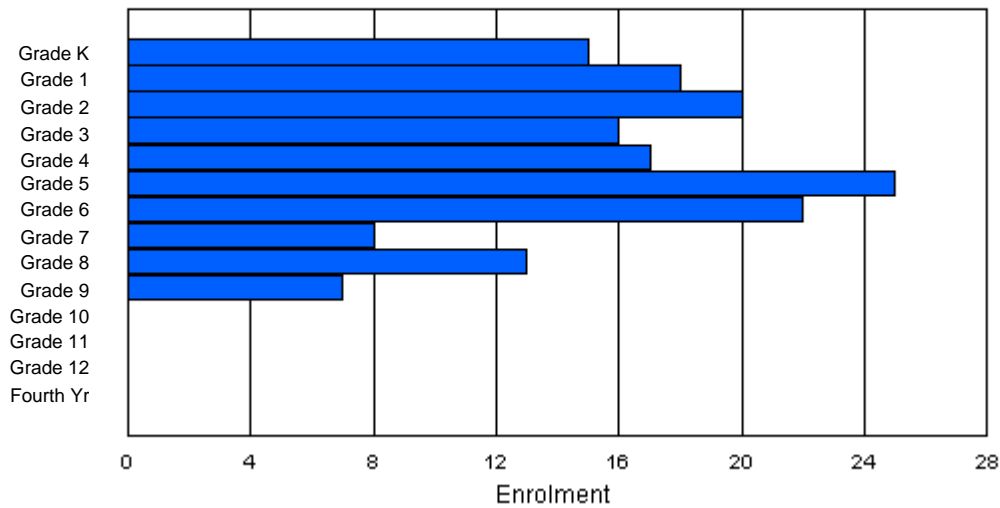
Enrolment By Age and Gender

Gender	Age																Total
	5	6	7	8	9	10	11	12	13	14	15	16	17	18	19	20>	
Male	7	11	11	7	6	13	10	4	8	4	0	0	0	0	0	0	81
Female	8	7	11	7	10	13	11	4	6	3	0	0	0	0	0	0	80
Total	15	18	22	14	16	26	21	8	14	7	0	0	0	0	0	0	161

Enrolment By Grade and Gender

Gender	K	Grade												4th	Total
		1	2	3	4	5	6	7	8	9	10	11	12		
Male	7	11	10	8	6	13	10	4	8	4	0	0	0	0	81
Female	8	7	10	8	11	12	12	4	5	3	0	0	0	0	80
Total	15	18	20	16	17	25	22	8	13	7	0	0	0	0	161

Enrolment By Grade
For 444



* Data from the 2004-2005 AGR(Enrolment/Age as of the last day in Sept./Dec.)

** Newfoundland Statistics Classification System

*** May include itinerant teachers



**School Description Report
2004-05**

District 4 - Eastern

#446 - Whitbourne Elementary, Whitbourne

Classification: Rural Community/Avalon Region**

Grades: K-6

Number of Grades: 7

[School FTE PTR : 11.9](#)

[District FTE PTR : 14.6](#)

[Provincial FTE PTR : 13.6](#)

[FTE Teachers](#) *** : 7.0

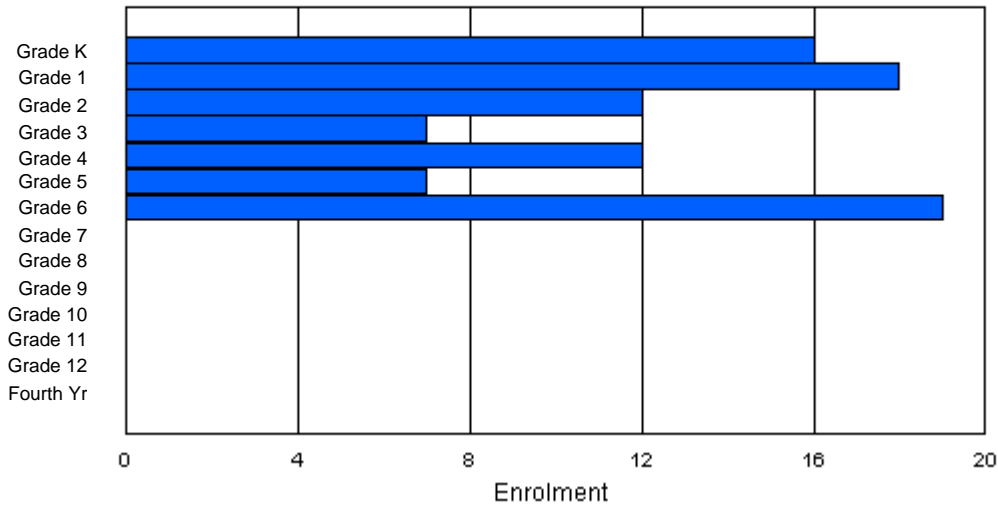
Enrolment By Age and Gender

Gender	Age																Total
	5	6	7	8	9	10	11	12	13	14	15	16	17	18	19	20>	
Male	6	8	6	3	9	4	12	0	0	0	0	0	0	0	0	0	48
Female	10	10	6	4	3	3	7	0	0	0	0	0	0	0	0	0	43
Total	16	18	12	7	12	7	19	0	0	0	0	0	0	0	0	0	91

Enrolment By Grade and Gender

Gender	K	Grade												4th	Total	
		1	2	3	4	5	6	7	8	9	10	11	12			
Male	6	8	6	3	9	4	12	0	0	0	0	0	0	0	0	48
Female	10	10	6	4	3	3	7	0	0	0	0	0	0	0	0	43
Total	16	18	12	7	12	7	19	0	0	0	0	0	0	0	0	91

Enrolment By Grade
For 446



* Data from the 2004-2005 AGR(Enrolment/Age as of the last day in Sept./Dec.)

** Newfoundland Statistics Classification System

*** May include itinerant teachers



**School Description Report
2004-05**

District 4 - Eastern

#447 - Baltimore School, Ferryland

Classification: Rural Community/Avalon Region**

Grades: K-12

Number of Grades: 13

[School FTE PTR : 13.8](#)

[District FTE PTR : 14.6](#)

[Provincial FTE PTR : 13.6](#)

[FTE Teachers](#) *** : 28.0

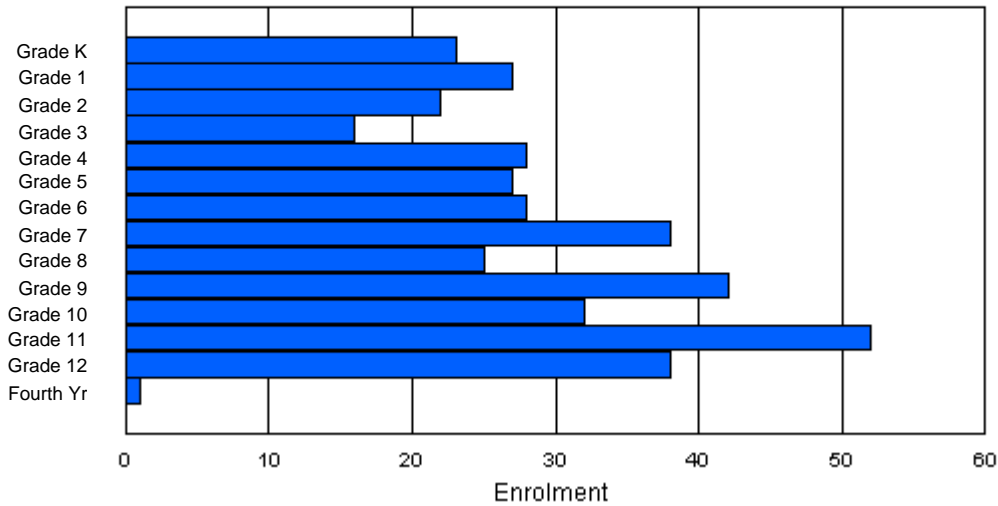
Enrolment By Age and Gender

Gender	Age																Total
	5	6	7	8	9	10	11	12	13	14	15	16	17	18	19	20>	
Male	14	15	11	8	13	15	16	16	17	13	17	29	22	3	0	0	209
Female	9	13	11	8	13	12	13	20	9	26	13	21	21	1	0	0	190
Total	23	28	22	16	26	27	29	36	26	39	30	50	43	4	0	0	399

Enrolment By Grade and Gender

Gender	Grade														Total
	K	1	2	3	4	5	6	7	8	9	10	11	12	4th	
Male	14	14	11	8	15	15	15	18	15	17	18	30	19	0	209
Female	9	13	11	8	13	12	13	20	10	25	14	22	19	1	190
Total	23	27	22	16	28	27	28	38	25	42	32	52	38	1	399

Enrolment By Grade
For 447



* Data from the 2004-2005 AGR(Enrolment/Age as of the last day in Sept./Dec.)

** Newfoundland Statistics Classification System

*** May include itinerant teachers



**School Description Report
2004-05**

District 4 - Eastern

#452 - District School, St. John's

Classification: Urban Community/Avalon Region**

Grades: 8-12

Number of Grades: 5

[School FTE PTR : 1.1](#)

[District FTE PTR : 14.6](#)

[Provincial FTE PTR : 13.6](#)

[FTE Teachers](#) *** : 32.3

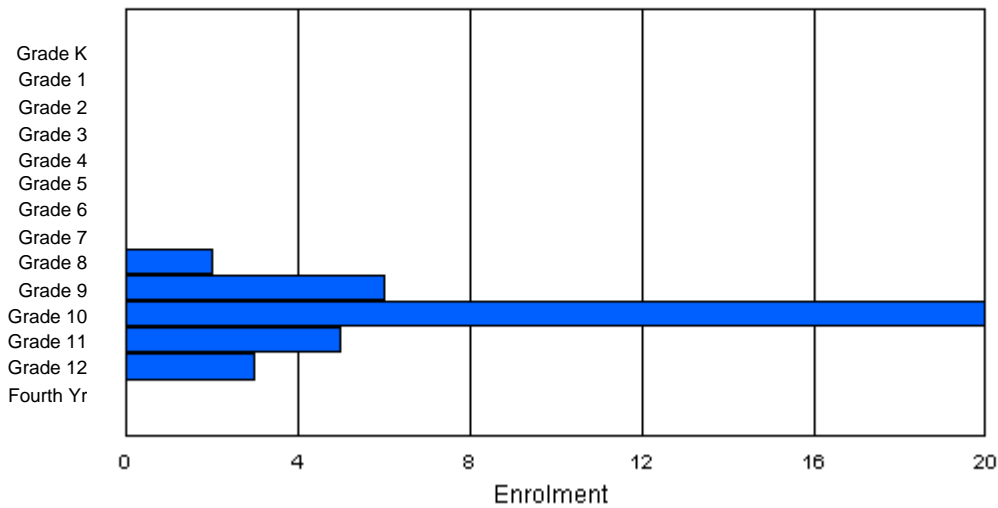
Enrolment By Age and Gender

Gender	<u>Age</u>																	Total
	5	6	7	8	9	10	11	12	13	14	15	16	17	18	19	20>		
Male	0	0	0	0	0	0	0	0	1	4	0	6	4	7	2	0	24	
Female	0	0	0	0	0	0	0	0	0	2	0	3	1	2	1	3	12	
Total	0	0	0	0	0	0	0	0	1	6	0	9	5	9	3	3	36	

Enrolment By Grade and Gender

Gender	<u>Grade</u>															Total
	K	1	2	3	4	5	6	7	8	9	10	11	12	4th		
Male	0	0	0	0	0	0	0	0	2	3	16	3	0	0	24	
Female	0	0	0	0	0	0	0	0	0	3	4	2	3	0	12	
Total	0	0	0	0	0	0	0	0	2	6	20	5	3	0	36	

Enrolment By Grade
For 452



* Data from the 2004-2005 AGR(Enrolment/Age as of the last day in Sept./Dec.)

** Newfoundland Statistics Classification System

*** May include itinerant teachers



**School Description Report
2004-05**

District 4 - Eastern

#464 - Crescent Collegiate, Blaketown

Classification: Rural Community/Avalon Region**

Grades: 7-12

Number of Grades: 6

[School FTE PTR : 16.1](#)

[District FTE PTR : 14.6](#)

[Provincial FTE PTR : 13.6](#)

[FTE Teachers](#) *** : 46.3

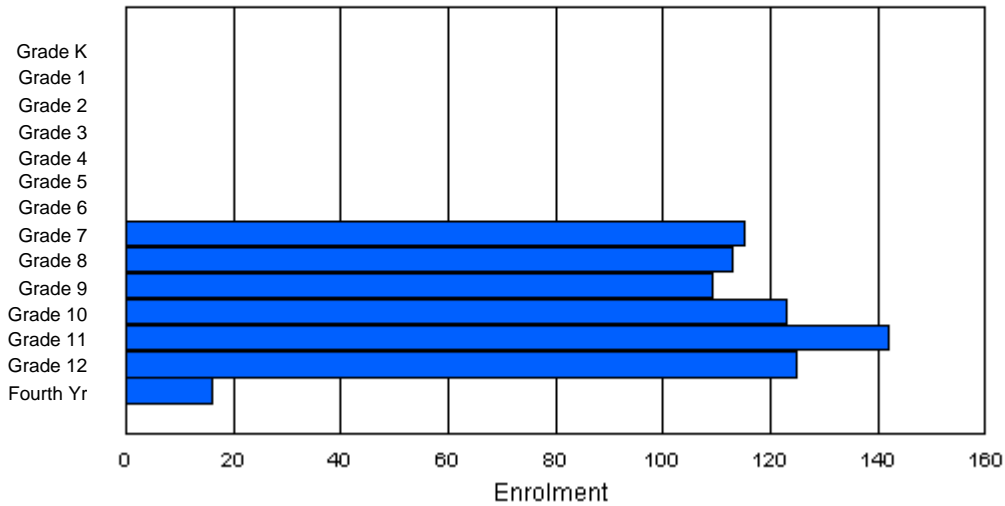
Enrolment By Age and Gender

Gender	Age																Total
	5	6	7	8	9	10	11	12	13	14	15	16	17	18	19	20>	
Male	0	0	0	0	0	0	0	46	54	51	58	80	65	18	1	0	373
Female	0	0	0	0	0	0	0	53	61	54	58	67	61	11	5	0	370
Total	0	0	0	0	0	0	0	99	115	105	116	147	126	29	6	0	743

Enrolment By Grade and Gender

Gender	Grade															Total
	K	1	2	3	4	5	6	7	8	9	10	11	12	4th		
Male	0	0	0	0	0	0	0	54	54	58	63	75	59	10	373	
Female	0	0	0	0	0	0	0	61	59	51	60	67	66	6	370	
Total	0	0	0	0	0	0	0	115	113	109	123	142	125	16	743	

Enrolment By Grade
For 464



* Data from the 2004-2005 AGR(Enrolment/Age as of the last day in Sept./Dec.)

** Newfoundland Statistics Classification System

*** May include itinerant teachers



**School Description Report
2004-05**

District 4 - Eastern

#465 - Holy Cross Junior High School, St. John's

Classification: Urban Community/Avalon Region**

Grades: 7-9

Number of Grades: 3

[School FTE PTR : 11.1](#)

[District FTE PTR : 14.6](#)

[Provincial FTE PTR : 13.6](#)

[FTE Teachers](#) *** : 19.5

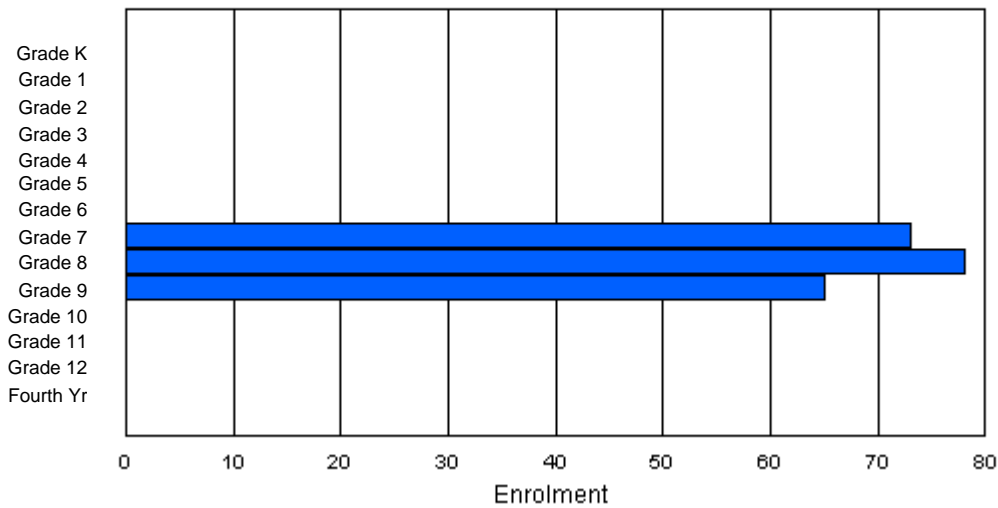
Enrolment By Age and Gender

Gender	Age																Total
	5	6	7	8	9	10	11	12	13	14	15	16	17	18	19	20>	
Male	0	0	0	0	0	0	0	27	32	35	18	3	0	0	0	0	115
Female	0	0	0	0	0	0	0	26	29	39	6	1	0	0	0	0	101
Total	0	0	0	0	0	0	0	53	61	74	24	4	0	0	0	0	216

Enrolment By Grade and Gender

Gender	Grade															Total
	K	1	2	3	4	5	6	7	8	9	10	11	12	4th		
Male	0	0	0	0	0	0	0	42	39	34	0	0	0	0	0	115
Female	0	0	0	0	0	0	0	31	39	31	0	0	0	0	0	101
Total	0	0	0	0	0	0	0	73	78	65	0	0	0	0	0	216

Enrolment By Grade
For 465



* Data from the 2004-2005 AGR(Enrolment/Age as of the last day in Sept./Dec.)

** Newfoundland Statistics Classification System

*** May include itinerant teachers



**School Description Report
2004-05**

District 4 - Eastern

#466 - Macpherson Elementary, St. John's

Classification: Urban Community/Avalon Region**

Grades: K-6

Number of Grades: 7

[School FTE PTR : 11.5](#)

[District FTE PTR : 14.6](#)

[Provincial FTE PTR : 13.6](#)

[FTE Teachers](#) *** : 18.5

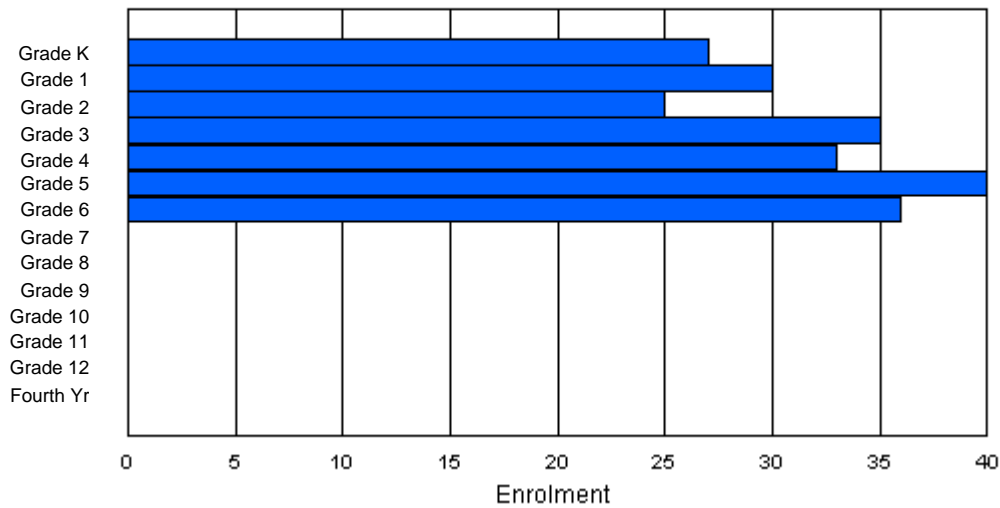
Enrolment By Age and Gender

Gender	Age																Total
	5	6	7	8	9	10	11	12	13	14	15	16	17	18	19	20>	
Male	14	13	16	16	18	22	13	6	0	0	0	0	0	0	0	0	118
Female	13	13	11	15	16	20	19	1	0	0	0	0	0	0	0	0	108
Total	27	26	27	31	34	42	32	7	0	0	0	0	0	0	0	0	226

Enrolment By Grade and Gender

Gender	Grade														Total
	K	1	2	3	4	5	6	7	8	9	10	11	12	4th	
Male	14	16	15	19	16	22	16	0	0	0	0	0	0	0	118
Female	13	14	10	16	17	18	20	0	0	0	0	0	0	0	108
Total	27	30	25	35	33	40	36	0	0	0	0	0	0	0	226

Enrolment By Grade
For 466



* Data from the 2004-2005 AGR(Enrolment/Age as of the last day in Sept./Dec.)

** Newfoundland Statistics Classification System

*** May include itinerant teachers



School Description Report 2004-05

District 4 - Eastern

#468 - Hazelwood Elementary School, St. John's

Classification: Urban Community/Avalon Region**

Grades: K-6

Number of Grades: 7

[School FTE PTR : 18.1](#)

[District FTE PTR : 14.6](#)

[Provincial FTE PTR : 13.6](#)

[FTE Teachers](#) *** : 32.0

Enrolment By Age and Gender

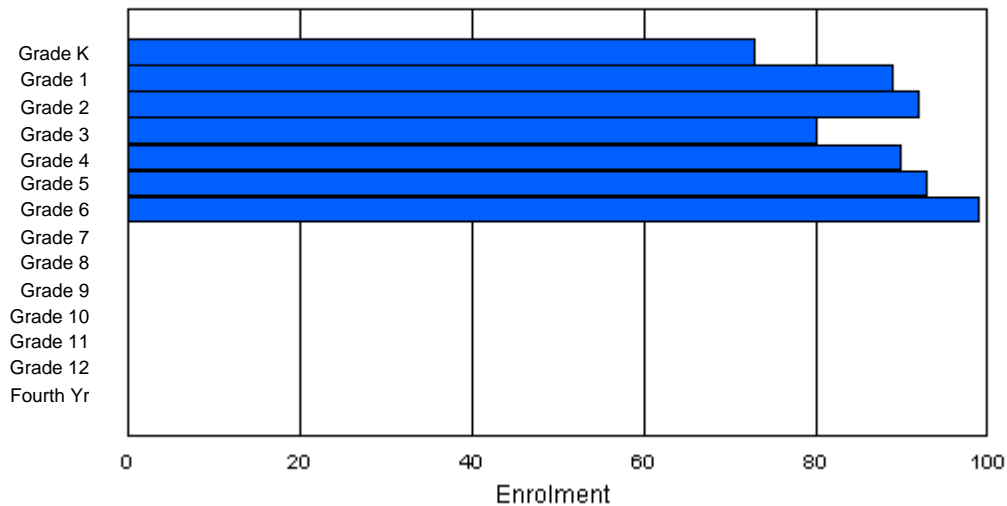
Gender	Age																Total
	5	6	7	8	9	10	11	12	13	14	15	16	17	18	19	20>	
Male	37	47	54	47	41	53	50	6	0	0	0	0	0	0	0	0	335
Female	36	32	42	37	48	39	45	2	0	0	0	0	0	0	0	0	281
Total	73	79	96	84	89	92	95	8	0	0	0	0	0	0	0	0	616

Enrolment By Grade and Gender

Gender	Grade														Total
	K	1	2	3	4	5	6	7	8	9	10	11	12	4th	
Male	37	57	48	45	42	52	54	0	0	0	0	0	0	0	335
Female	36	32	44	35	48	41	45	0	0	0	0	0	0	0	281
Total	73	89	92	80	90	93	99	0	0	0	0	0	0	0	616

Enrolment By Grade

For 468



* Data from the 2004-2005 AGR(Enrolment/Age as of the last day in Sept./Dec.)

** Newfoundland Statistics Classification System

*** May include itinerant teachers



**School Description Report
2004-05**

District 4 - Eastern

#471 - Heritage Collegiate, Lethbridge

Classification: Rural Community/Central Region**

Grades: 7-12

Number of Grades: 6

[School FTE PTR : 13.5](#)

[District FTE PTR : 14.6](#)

[Provincial FTE PTR : 13.6](#)

[FTE Teachers](#) *** : 17.5

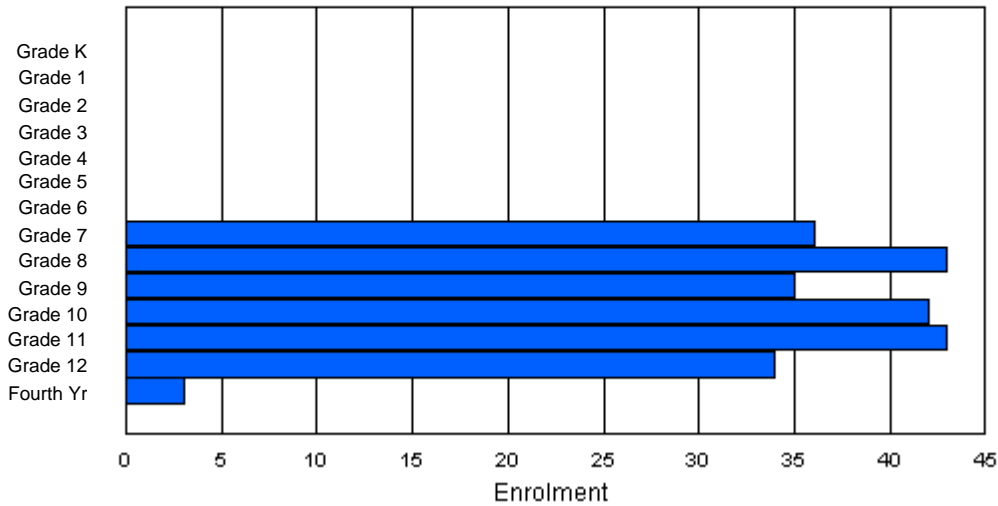
Enrolment By Age and Gender

Gender	Age																Total
	5	6	7	8	9	10	11	12	13	14	15	16	17	18	19	20>	
Male	0	0	0	0	0	0	0	20	19	18	21	23	19	2	0	0	122
Female	0	0	0	0	0	0	0	16	24	14	23	17	16	3	0	1	114
Total	0	0	0	0	0	0	0	36	43	32	44	40	35	5	0	1	236

Enrolment By Grade and Gender

Gender	Grade															Total
	K	1	2	3	4	5	6	7	8	9	10	11	12	4th		
Male	0	0	0	0	0	0	0	20	19	19	20	24	18	2	122	
Female	0	0	0	0	0	0	0	16	24	16	22	19	16	1	114	
Total	0	0	0	0	0	0	0	36	43	35	42	43	34	3	236	

Enrolment By Grade
For 471



* Data from the 2004-2005 AGR(Enrolment/Age as of the last day in Sept./Dec.)

** Newfoundland Statistics Classification System

*** May include itinerant teachers



**School Description Report
2004-05**

District 4 - Eastern

#473 - Cape St. Francis Elementary, Pouch Cove

Classification: Urban Community/Avalon Region**

Grades: K-6

Number of Grades: 7

[School FTE PTR : 12.8](#)

[District FTE PTR : 14.6](#)

[Provincial FTE PTR : 13.6](#)

[FTE Teachers](#) *** : 17.1

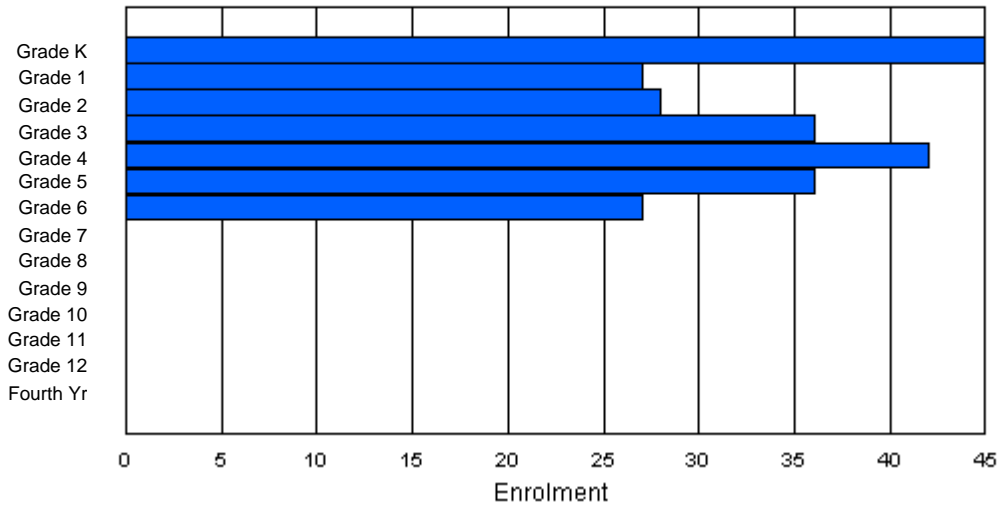
Enrolment By Age and Gender

Gender	Age																Total
	5	6	7	8	9	10	11	12	13	14	15	16	17	18	19	20>	
Male	20	17	17	19	18	22	12	1	0	0	0	0	0	0	0	0	126
Female	25	10	11	16	24	15	14	0	0	0	0	0	0	0	0	0	115
Total	45	27	28	35	42	37	26	1	0	0	0	0	0	0	0	0	241

Enrolment By Grade and Gender

Gender	Grade														Total	
	K	1	2	3	4	5	6	7	8	9	10	11	12	4th		
Male	20	17	17	20	18	21	13	0	0	0	0	0	0	0	0	126
Female	25	10	11	16	24	15	14	0	0	0	0	0	0	0	0	115
Total	45	27	28	36	42	36	27	0	0	0	0	0	0	0	0	241

Enrolment By Grade
For 473



* Data from the 2004-2005 AGR(Enrolment/Age as of the last day in Sept./Dec.)

** Newfoundland Statistics Classification System

*** May include itinerant teachers



**School Description Report
2004-05**

District 4 - Eastern

#476 - Baccalieu Collegiate, Old Perlican

Classification: Rural Community/Avalon Region**

Grades: 7-12

Number of Grades: 6

[School FTE PTR : 14.3](#)

[District FTE PTR : 14.6](#)

[Provincial FTE PTR : 13.6](#)

[FTE Teachers](#) *** : 21.0

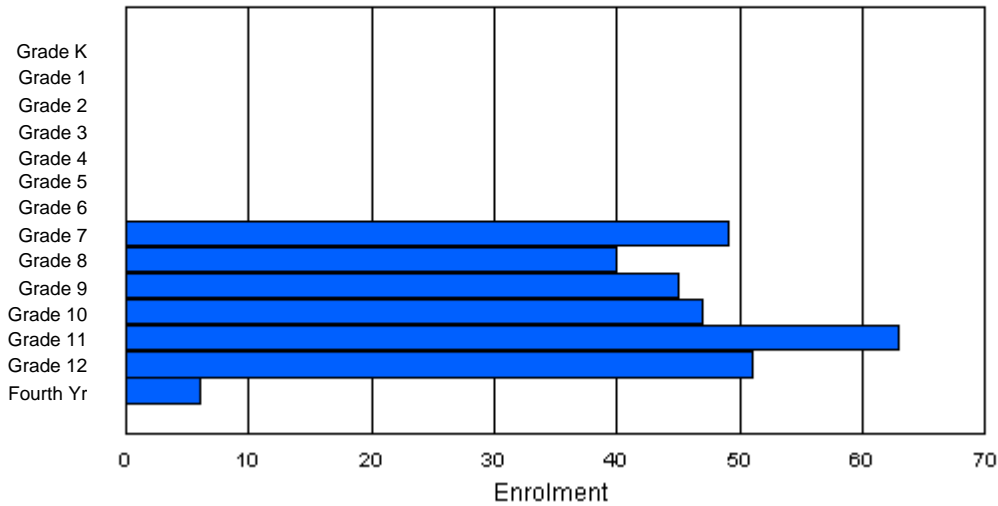
Enrolment By Age and Gender

Gender	Age																Total
	5	6	7	8	9	10	11	12	13	14	15	16	17	18	19	20>	
Male	0	0	1	0	0	0	0	22	20	33	24	33	21	2	0	0	156
Female	0	0	0	0	0	0	0	25	17	14	21	31	33	4	0	0	145
Total	0	0	1	0	0	0	0	47	37	47	45	64	54	6	0	0	301

Enrolment By Grade and Gender

Gender	Grade															Total
	K	1	2	3	4	5	6	7	8	9	10	11	12	4th		
Male	0	0	0	0	0	0	0	23	24	31	25	32	19	2	156	
Female	0	0	0	0	0	0	0	26	16	14	22	31	32	4	145	
Total	0	0	0	0	0	0	0	49	40	45	47	63	51	6	301	

Enrolment By Grade
For 476



* Data from the 2004-2005 AGR(Enrolment/Age as of the last day in Sept./Dec.)

** Newfoundland Statistics Classification System

*** May include itinerant teachers



**School Description Report
2004-05**

District 4 - Eastern

#924 - Tricentia Academy, Arnold's Cove

Classification: Rural Community/Avalon Region**

Grades: K-12

Number of Grades: 13

[School FTE PTR : 13.6](#)

[District FTE PTR : 14.6](#)

[Provincial FTE PTR : 13.6](#)

[FTE Teachers](#) *** : 27.0

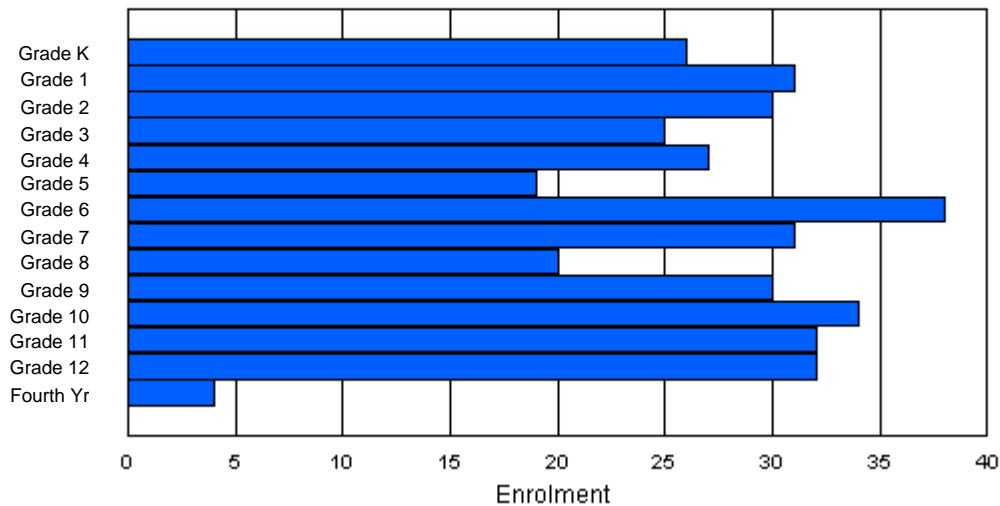
Enrolment By Age and Gender

Gender	Age																Total
	5	6	7	8	9	10	11	12	13	14	15	16	17	18	19	20>	
Male	12	16	14	13	16	14	22	17	13	17	17	15	17	3	0	0	206
Female	13	16	16	12	9	7	15	13	9	11	14	16	18	3	1	0	173
Total	25	32	30	25	25	21	37	30	22	28	31	31	35	6	1	0	379

Enrolment By Grade and Gender

Gender	Grade														Total
	K	1	2	3	4	5	6	7	8	9	10	11	12	4th	
Male	12	16	14	13	18	12	23	18	11	19	18	16	15	1	206
Female	14	15	16	12	9	7	15	13	9	11	16	16	17	3	173
Total	26	31	30	25	27	19	38	31	20	30	34	32	32	4	379

Enrolment By Grade
For 924



* Data from the 2004-2005 AGR(Enrolment/Age as of the last day in Sept./Dec.)

** Newfoundland Statistics Classification System

*** May include itinerant teachers



**School Description Report
2004-05**

District 5 - Conseil scolaire francophone

#095 - École Notre-Dame du Cap, De Grau

Classification: Rural Community/Western Region**

Grades: K-8

Number of Grades: 9

[School FTE PTR : 7.3](#)

[District FTE PTR : 5.9](#)

[Provincial FTE PTR : 13.6](#)

[FTE Teachers](#) *** : 6.0

Enrolment By Age and Gender

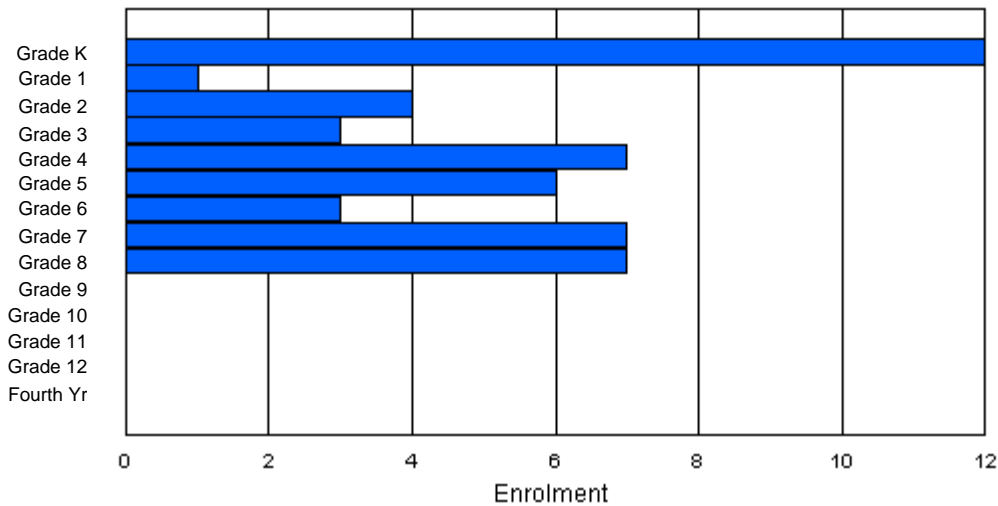
Gender	Age																Total
	5	6	7	8	9	10	11	12	13	14	15	16	17	18	19	20>	
Male	6	0	2	1	1	5	1	4	3	1	0	0	0	0	0	0	24
Female	6	1	2	2	5	2	1	4	3	0	0	0	0	0	0	0	26
Total	12	1	4	3	6	7	2	8	6	1	0	0	0	0	0	0	50

Enrolment By Grade and Gender

Gender	Grade															Total
	K	1	2	3	4	5	6	7	8	9	10	11	12	4th		
Male	6	0	2	1	2	4	2	4	3	0	0	0	0	0	0	24
Female	6	1	2	2	5	2	1	3	4	0	0	0	0	0	0	26
Total	12	1	4	3	7	6	3	7	7	0	0	0	0	0	0	50

Enrolment By Grade

For 095



* Data from the 2004-2005 AGR(Enrolment/Age as of the last day in Sept./Dec.)

** Newfoundland Statistics Classification System

*** May include itinerant teachers



**School Description Report
2004-05**

District 5 - Conseil scolaire francophone

#107 - École Ste-Anne, La Grand'Terre

Classification: Rural Community/Western Region**

Grades: K-9,11,12

Number of Grades: 12

[School FTE PTR : 6.5](#)

[District FTE PTR : 5.9](#)

[Provincial FTE PTR : 13.6](#)

[FTE Teachers](#) *** : 11.0

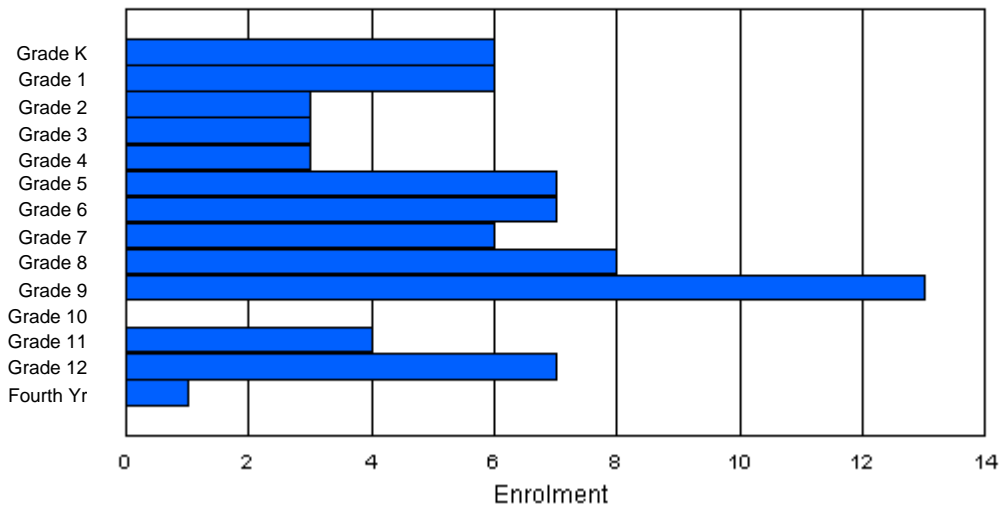
Enrolment By Age and Gender

Gender	Age																	Total
	5	6	7	8	9	10	11	12	13	14	15	16	17	18	19	20>		
Male	3	4	2	2	0	2	3	2	5	3	2	0	2	1	1	0	32	
Female	3	2	1	1	2	5	4	5	2	8	1	3	4	1	0	0	42	
Total	6	6	3	3	2	7	7	7	7	11	3	3	6	2	1	0	74	

Enrolment By Grade and Gender

Gender	K	Grade														Total
		1	2	3	4	5	6	7	8	9	10	11	12	4th		
Male	3	4	2	2	0	3	3	2	5	4	0	1	3	0	32	
Female	3	2	1	1	3	4	4	4	3	9	0	3	4	1	42	
Total	6	6	3	3	3	7	7	6	8	13	0	4	7	1	74	

Enrolment By Grade
For 107



* Data from the 2004-2005 AGR(Enrolment/Age as of the last day in Sept./Dec.)

** Newfoundland Statistics Classification System

*** May include itinerant teachers



**School Description Report
2004-05**

District 5 - Conseil scolaire francophone

#459 - Centre éducatif l'ENVOL, Labrador City

Classification: Urban Community/Labrador Region*

Grades: K-8,10-12

Number of Grades: 12

[School FTE PTR : 5.6](#)

[District FTE PTR : 5.9](#)

[Provincial FTE PTR : 13.6](#)

[FTE Teachers](#) *** : 4.0

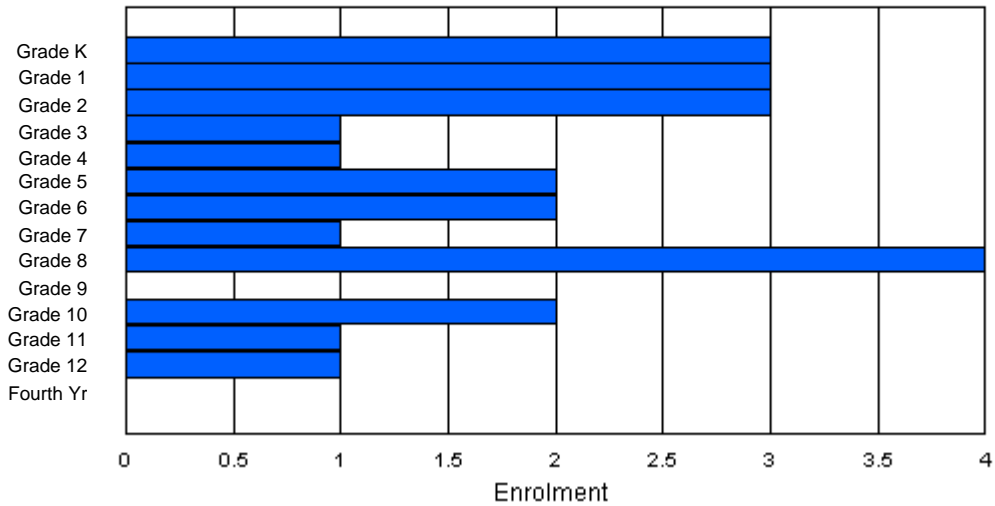
Enrolment By Age and Gender

Gender	Age																	Total
	5	6	7	8	9	10	11	12	13	14	15	16	17	18	19	20>		
Male	2	4	2	0	0	1	1	2	2	0	1	1	1	0	1	0	18	
Female	1	0	0	1	1	1	0	0	1	0	1	0	0	0	0	0	6	
Total	3	4	2	1	1	2	1	2	3	0	2	1	1	0	1	0	24	

Enrolment By Grade and Gender

Gender	K	Grade														Total
		1	2	3	4	5	6	7	8	9	10	11	12	4th		
Male	2	3	3	0	0	1	2	1	3	0	1	1	1	0	18	
Female	1	0	0	1	1	1	0	0	1	0	1	0	0	0	6	
Total	3	3	3	1	1	2	2	1	4	0	2	1	1	0	24	

Enrolment By Grade
For 459



* Data from the 2004-2005 AGR(Enrolment/Age as of the last day in Sept./Dec.)

** Newfoundland Statistics Classification System

*** May include itinerant teachers



**School Description Report
2004-05**

District 5 - Conseil scolaire francophone

#460 - Centre scolaire et communautaire des Grands-Vents, St. Joh

Classification: Urban Community/Avalon Region**

Grades: K-4,6-11

Number of Grades: 11

[School FTE PTR : 4.9](#)

[District FTE PTR : 5.9](#)

[Provincial FTE PTR : 13.6](#)

[FTE Teachers](#) *** : 6.8

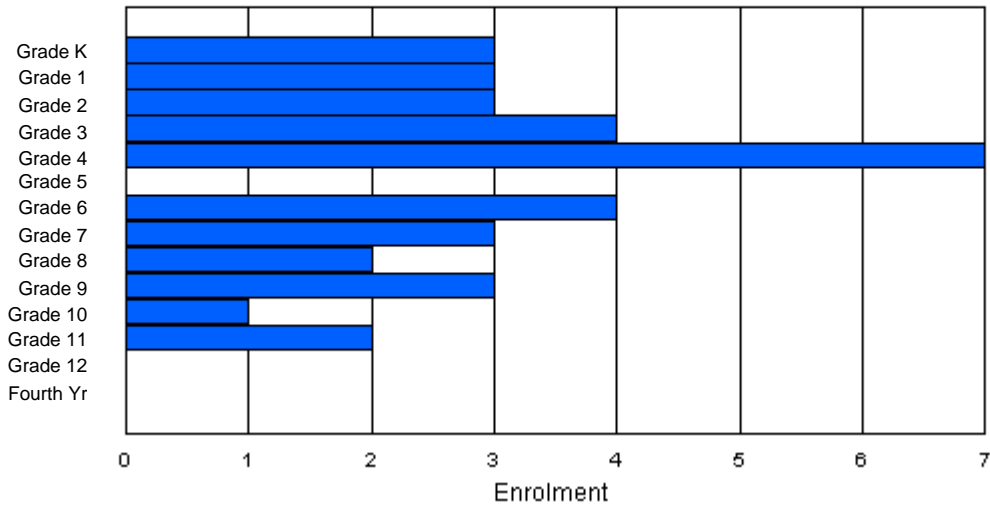
Enrolment By Age and Gender

Gender	Age																Total
	5	6	7	8	9	10	11	12	13	14	15	16	17	18	19	20>	
Male	2	0	2	3	2	0	0	3	1	2	0	2	0	0	0	0	17
Female	2	2	0	3	2	1	4	1	1	1	1	0	0	0	0	0	18
Total	4	2	2	6	4	1	4	4	2	3	1	2	0	0	0	0	35

Enrolment By Grade and Gender

Gender	Grade															Total
	K	1	2	3	4	5	6	7	8	9	10	11	12	4th		
Male	1	2	1	2	3	0	0	3	1	2	0	2	0	0	0	17
Female	2	1	2	2	4	0	4	0	1	1	1	0	0	0	0	18
Total	3	3	3	4	7	0	4	3	2	3	1	2	0	0	0	35

Enrolment By Grade
For 460



* Data from the 2004-2005 AGR(Enrolment/Age as of the last day in Sept./Dec.)

** Newfoundland Statistics Classification System

*** May include itinerant teachers



**School Description Report
2004-05**

District 5 - Conseil scolaire francophone

#472 - École Boréale de Goose Bay, Happy Valley - Goose Bay

Classification: Urban Community/Labrador Region*

Grades: K-1,3-7

Number of Grades: 7

[School FTE PTR : 4.8](#)

[District FTE PTR : 5.9](#)

[Provincial FTE PTR : 13.6](#)

[FTE Teachers](#) *** : 2.0

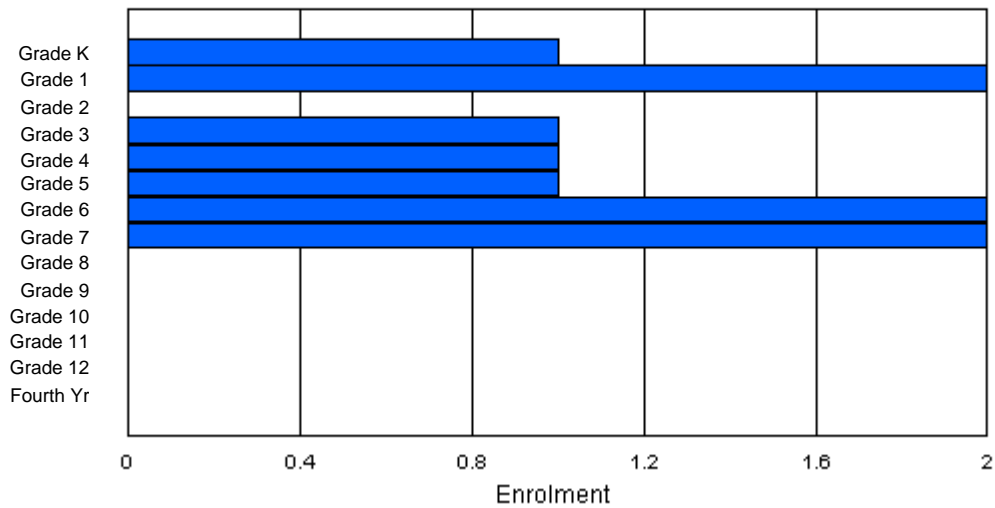
Enrolment By Age and Gender

Gender	Age																Total
	5	6	7	8	9	10	11	12	13	14	15	16	17	18	19	20>	
Male	1	0	0	1	1	0	1	1	0	0	0	0	0	0	0	0	5
Female	0	2	0	0	0	1	1	1	0	0	0	0	0	0	0	0	5
Total	1	2	0	1	1	1	2	2	0	0	0	0	0	0	0	0	10

Enrolment By Grade and Gender

Gender	K	Grade													Total	
		1	2	3	4	5	6	7	8	9	10	11	12	4th		
Male	1	0	0	1	1	0	1	1	0	0	0	0	0	0	0	5
Female	0	2	0	0	0	1	1	1	0	0	0	0	0	0	0	5
Total	1	2	0	1	1	1	2	2	0	0	0	0	0	0	0	10

Enrolment By Grade
For 472



* Data from the 2004-2005 AGR(Enrolment/Age as of the last day in Sept./Dec.)

** Newfoundland Statistics Classification System

*** May include itinerant teachers



**School Description Report
2004-05**

District 803 - Private

#373 - First Baptist Academy, Mount Pearl

Classification: Urban Community/Avalon Region**

Grades: K-2,6-12

Number of Grades: 10

[School FTE PTR : N/A](#)

[FTE Teachers](#) *** : 0.0

[Provincial FTE PTR : 13.6](#)

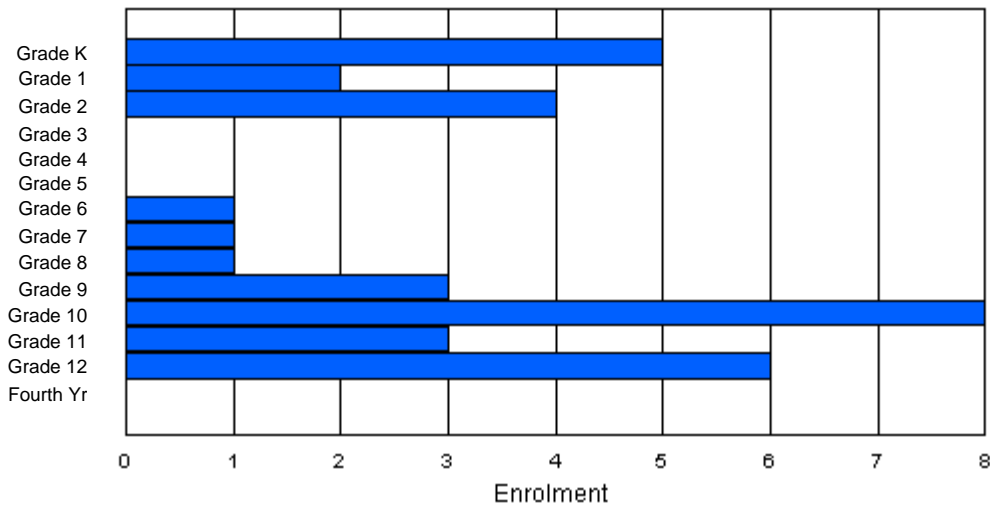
Enrolment By Age and Gender

Gender	Age																Total
	5	6	7	8	9	10	11	12	13	14	15	16	17	18	19	20>	
Male	1	1	3	0	0	0	1	0	1	2	3	1	2	1	1	0	17
Female	4	1	1	0	0	0	0	1	0	0	4	2	4	0	0	0	17
Total	5	2	4	0	0	0	1	1	1	2	7	3	6	1	1	0	34

Enrolment By Grade and Gender

Gender	Grade														Total
	K	1	2	3	4	5	6	7	8	9	10	11	12	4th	
Male	1	1	3	0	0	0	1	0	1	2	5	1	2	0	17
Female	4	1	1	0	0	0	0	1	0	1	3	2	4	0	17
Total	5	2	4	0	0	0	1	1	1	3	8	3	6	0	34

Enrolment By Grade
For 373



* Data from the 2004-2005 AGR(Enrolment/Age as of the last day in Sept./Dec.)

** Newfoundland Statistics Classification System

*** May include itinerant teachers



**School Description Report
2004-05**

District 803 - Private

#374 - Brother T. I. Murphy, St. John's

Classification: Urban Community/Avalon Region**

Grades: 10-12

Number of Grades: 3

[School FTE PTR : 13.0](#)

[FTE Teachers](#) *** : 4.0

[Provincial FTE PTR : 13.6](#)

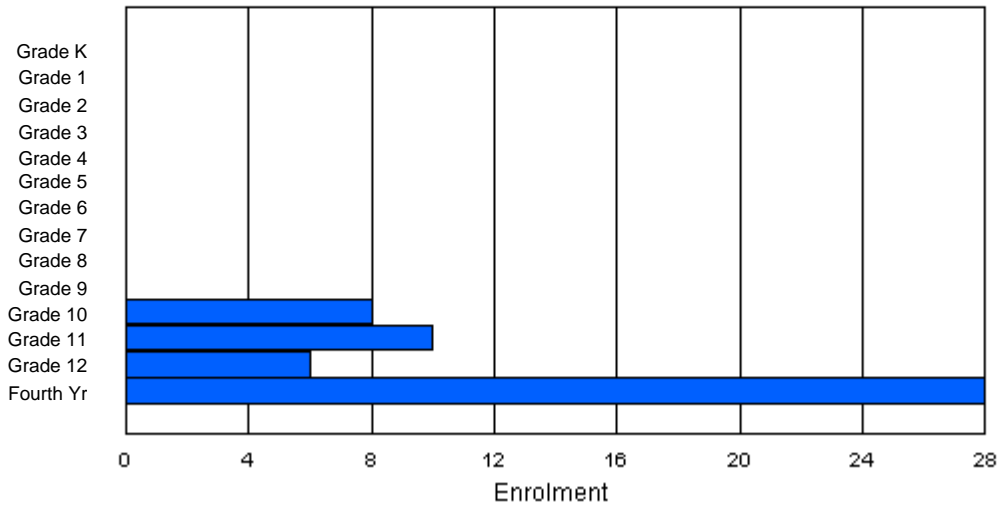
Enrolment By Age and Gender

Gender	Age																	Total
	5	6	7	8	9	10	11	12	13	14	15	16	17	18	19	20>		
Male	0	0	0	0	0	0	0	0	0	0	0	0	1	4	12	9	26	
Female	0	0	0	0	0	0	0	0	0	0	0	1	1	2	6	16	26	
Total	0	0	0	0	0	0	0	0	0	0	0	1	2	6	18	25	52	

Enrolment By Grade and Gender

Gender	Grade															Total
	K	1	2	3	4	5	6	7	8	9	10	11	12	4th		
Male	0	0	0	0	0	0	0	0	0	0	6	7	2	11	26	
Female	0	0	0	0	0	0	0	0	0	0	2	3	4	17	26	
Total	0	0	0	0	0	0	0	0	0	0	8	10	6	28	52	

Enrolment By Grade
For 374



* Data from the 2004-2005 AGR(Enrolment/Age as of the last day in Sept./Dec.)

** Newfoundland Statistics Classification System

*** May include itinerant teachers



**School Description Report
2004-05**

District 803 - Private

#375 - Lakecrest -St. John's Independent School, St. John's

Classification: Urban Community/Avalon Region**

Grades: K-9

Number of Grades: 10

[School FTE PTR : N/A](#)

[FTE Teachers](#) *** : 0.0

[Provincial FTE PTR : 13.6](#)

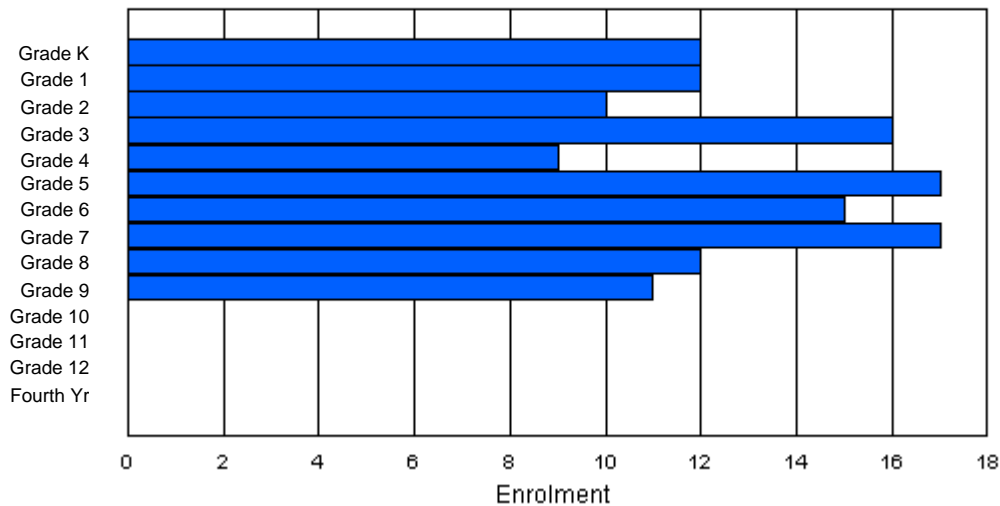
Enrolment By Age and Gender

Gender	Age																Total
	5	6	7	8	9	10	11	12	13	14	15	16	17	18	19	20>	
Male	7	7	6	9	2	9	8	9	4	4	4	0	0	0	0	0	69
Female	5	5	3	10	4	10	7	8	7	3	0	0	0	0	0	0	62
Total	12	12	9	19	6	19	15	17	11	7	4	0	0	0	0	0	131

Enrolment By Grade and Gender

Gender	K	Grade												4th	Total
		1	2	3	4	5	6	7	8	9	10	11	12		
Male	8	7	6	7	4	8	8	8	5	8	0	0	0	0	69
Female	4	5	4	9	5	9	7	9	7	3	0	0	0	0	62
Total	12	12	10	16	9	17	15	17	12	11	0	0	0	0	131

Enrolment By Grade
For 375



* Data from the 2004-2005 AGR(Enrolment/Age as of the last day in Sept./Dec.)

** Newfoundland Statistics Classification System

*** May include itinerant teachers



**School Description Report
2004-05**

District 803 - Private

#450 - St. Bonaventure's College, St. John's

Classification: Urban Community/Avalon Region**

Grades: K-12

Number of Grades: 13

[School FTE PTR : 16.9](#)

[FTE Teachers](#) *** : 18.5

[Provincial FTE PTR : 13.6](#)

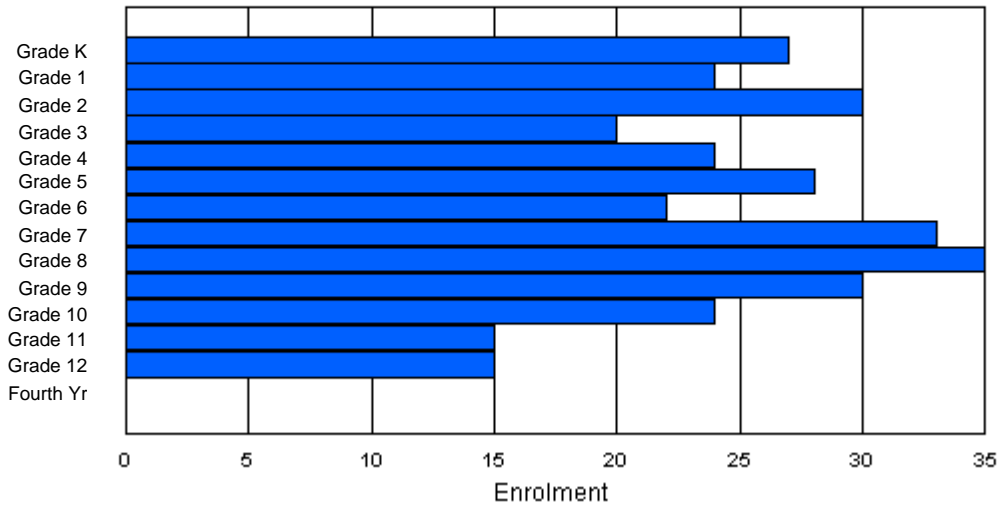
Enrolment By Age and Gender

Gender	Age																Total
	5	6	7	8	9	10	11	12	13	14	15	16	17	18	19	20>	
Male	11	13	15	9	11	11	9	17	22	12	12	8	5	3	0	0	158
Female	14	11	15	12	13	14	12	15	15	20	10	7	7	2	0	0	167
Total	25	24	30	21	24	25	21	32	37	32	22	15	12	5	0	0	325

Enrolment By Grade and Gender

Gender	Grade														Total
	K	1	2	3	4	5	6	7	8	9	10	11	12	4th	
Male	12	12	15	8	12	13	7	22	20	9	13	9	6	0	158
Female	15	12	15	12	12	15	15	11	15	21	11	6	9	0	169
Total	27	24	30	20	24	28	22	33	35	30	24	15	15	0	327

Enrolment By Grade
For 450



* Data from the 2004-2005 AGR(Enrolment/Age as of the last day in Sept./Dec.)

** Newfoundland Statistics Classification System

*** May include itinerant teachers



**School Description Report
2004-05**

District 803 - Private

#453 - Eric G. Lambert All-Grade, Churchill Falls

Classification: Rural Community/Labrador Region**

Grades: K-12

Number of Grades: 13

[School FTE PTR : 8.1](#)

[FTE Teachers](#) *** : 18.0

[Provincial FTE PTR : 13.6](#)

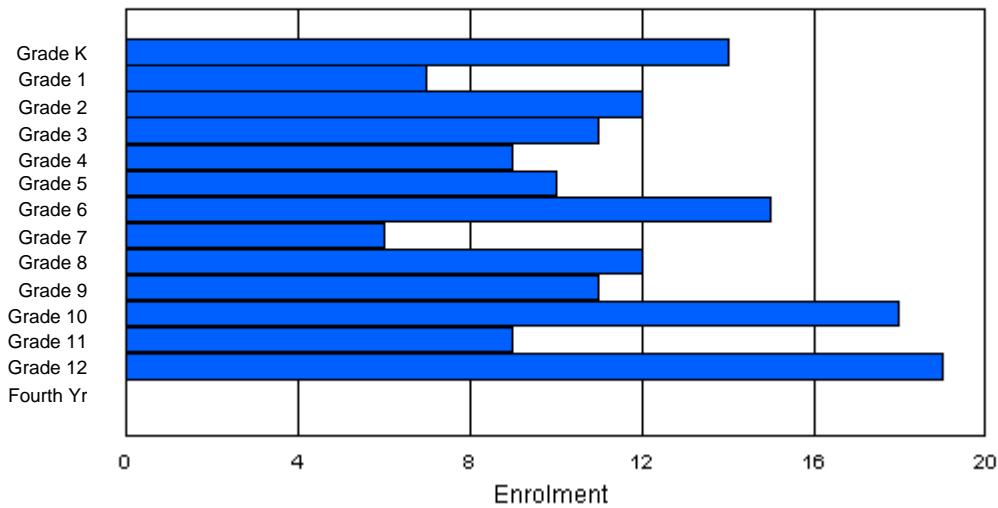
Enrolment By Age and Gender

Gender	Age																	Total
	5	6	7	8	9	10	11	12	13	14	15	16	17	18	19	20>		
Male	8	3	5	3	6	7	9	4	0	5	6	3	16	0	0	0	75	
Female	6	3	8	7	3	4	4	4	11	7	10	5	6	0	0	0	78	
Total	14	6	13	10	9	11	13	8	11	12	16	8	22	0	0	0	153	

Enrolment By Grade and Gender

Gender	K	Grade													4th	Total
		1	2	3	4	5	6	7	8	9	10	11	12			
Male	8	4	4	4	6	6	10	3	0	5	7	5	13	0	75	
Female	6	3	8	7	3	4	5	3	12	6	11	4	6	0	78	
Total	14	7	12	11	9	10	15	6	12	11	18	9	19	0	153	

Enrolment By Grade
For 453



* Data from the 2004-2005 AGR(Enrolment/Age as of the last day in Sept./Dec.)

** Newfoundland Statistics Classification System

*** May include itinerant teachers



**School Description Report
2004-05**

District 803 - Private

#469 - Immaculate Heart of Mary School, Corner Brook

Classification: Urban Community/Western Region**

Grades: K-7

Number of Grades: 8

[School FTE PTR : 9.2](#)

[FTE Teachers](#) *** : 9.5

[Provincial FTE PTR : 13.6](#)

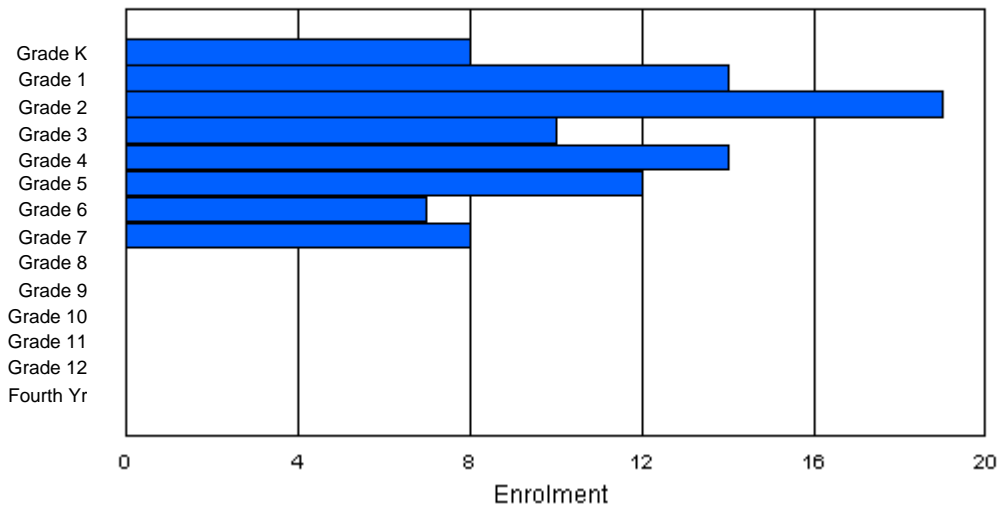
Enrolment By Age and Gender

Gender	Age																	Total
	5	6	7	8	9	10	11	12	13	14	15	16	17	18	19	20>		
Male	2	8	9	4	8	6	3	4	1	0	0	0	0	0	0	0	45	
Female	5	7	9	8	4	5	6	3	0	0	0	0	0	0	0	0	47	
Total	7	15	18	12	12	11	9	7	1	0	0	0	0	0	0	0	92	

Enrolment By Grade and Gender

Gender	K	Grade														Total
		1	2	3	4	5	6	7	8	9	10	11	12	4th		
Male	3	7	9	4	9	6	2	5	0	0	0	0	0	0	0	45
Female	5	7	10	6	5	6	5	3	0	0	0	0	0	0	0	47
Total	8	14	19	10	14	12	7	8	0	0	0	0	0	0	0	92

Enrolment By Grade
For 469



* Data from the 2004-2005 AGR(Enrolment/Age as of the last day in Sept./Dec.)

** Newfoundland Statistics Classification System

*** May include itinerant teachers



**School Description Report
2004-05**

District 803 - Private

#479 - Holy Cross Community School Inc., St. Alban's

Classification: Rural Community/Southern Region**

Grades: K-8

Number of Grades: 9

[School FTE PTR : N/A](#)

[FTE Teachers](#) *** : 0.0

[Provincial FTE PTR : 13.6](#)

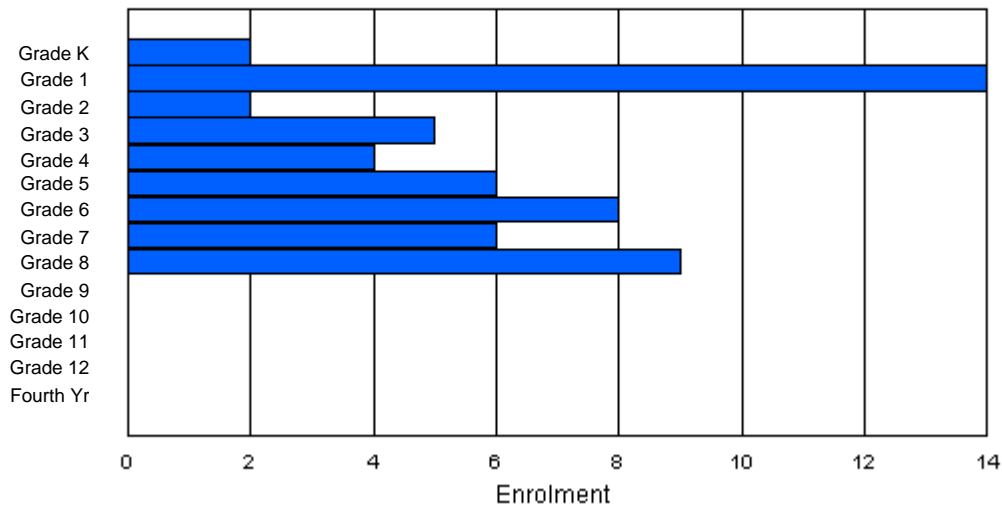
Enrolment By Age and Gender

Gender	Age																Total
	5	6	7	8	9	10	11	12	13	14	15	16	17	18	19	20>	
Male	1	8	1	2	2	4	4	4	4	0	0	0	0	0	0	0	30
Female	1	6	1	3	2	2	4	2	5	0	0	0	0	0	0	0	26
Total	2	14	2	5	4	6	8	6	9	0	0	0	0	0	0	0	56

Enrolment By Grade and Gender

Gender	K	Grade													Total
		1	2	3	4	5	6	7	8	9	10	11	12	4th	
Male	1	8	1	2	2	4	4	4	4	0	0	0	0	0	30
Female	1	6	1	3	2	2	4	2	5	0	0	0	0	0	26
Total	2	14	2	5	4	6	8	6	9	0	0	0	0	0	56

Enrolment By Grade
For 479



* Data from the 2004-2005 AGR(Enrolment/Age as of the last day in Sept./Dec.)

** Newfoundland Statistics Classification System

*** May include itinerant teachers



**School Description Report
2004-05**

District 804 - Native Federal

#019 - Mushuau Innu Natuashish School, Natuashish

Classification: Rural Community/Labrador Region**

Grades: K-10

Number of Grades: 11

[School FTE PTR : 9.0](#)

[FTE Teachers](#) *** : 25.0

[Provincial FTE PTR : 13.6](#)

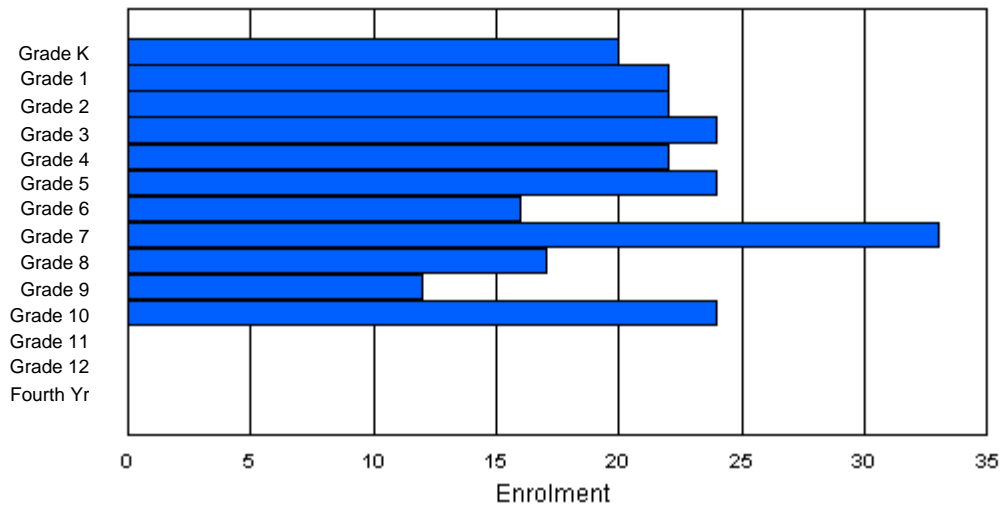
Enrolment By Age and Gender

Gender	Age																Total
	5	6	7	8	9	10	11	12	13	14	15	16	17	18	19	20>	
Male	8	11	7	5	6	9	10	8	9	8	6	8	4	5	1	1	106
Female	10	8	9	14	7	10	13	14	7	15	8	7	5	1	1	1	130
Total	18	19	16	19	13	19	23	22	16	23	14	15	9	6	2	2	236

Enrolment By Grade and Gender

Gender	Grade														Total
	K	1	2	3	4	5	6	7	8	9	10	11	12	4th	
Male	8	13	10	11	7	11	9	12	9	5	11	0	0	0	106
Female	12	9	12	13	15	13	7	21	8	7	13	0	0	0	130
Total	20	22	22	24	22	24	16	33	17	12	24	0	0	0	236

Enrolment By Grade
For 019



* Data from the 2004-2005 AGR(Enrolment/Age as of the last day in Sept./Dec.)

** Newfoundland Statistics Classification System

*** May include itinerant teachers



**School Description Report
2004-05**

District 804 - Native Federal

#376 - St. Anneway Kegnamogwom, Conne River

Classification: Rural Community/Southern Region**

Grades: K-12

Number of Grades: 13

[School FTE PTR : 7.4](#)

[FTE Teachers](#) *** : 23.0

[Provincial FTE PTR : 13.6](#)

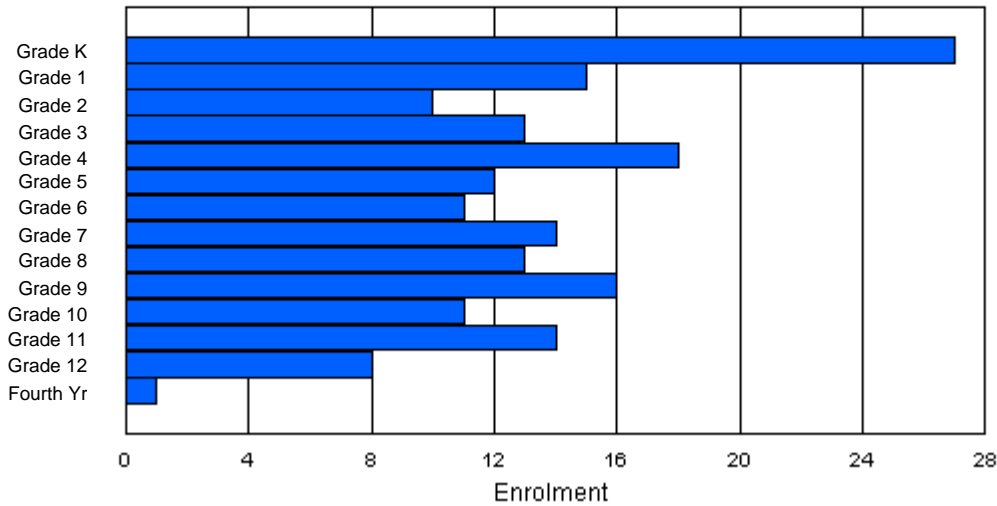
Enrolment By Age and Gender

Gender	Age																	Total
	5	6	7	8	9	10	11	12	13	14	15	16	17	18	19	20>		
Male	15	8	5	6	12	6	4	8	4	7	4	6	5	3	0	0	93	
Female	12	7	5	7	5	7	7	5	9	6	5	8	3	1	2	1	90	
Total	27	15	10	13	17	13	11	13	13	13	9	14	8	4	2	1	183	

Enrolment By Grade and Gender

Gender	K	Grade														Total
		1	2	3	4	5	6	7	8	9	10	11	12	4th		
Male	15	8	5	6	12	6	4	8	4	9	7	4	5	0	93	
Female	12	7	5	7	6	6	7	6	9	7	4	10	3	1	90	
Total	27	15	10	13	18	12	11	14	13	16	11	14	8	1	183	

Enrolment By Grade
For 376



* Data from the 2004-2005 AGR(Enrolment/Age as of the last day in Sept./Dec.)

** Newfoundland Statistics Classification System

*** May include itinerant teachers



**School Description Report
2004-05**

District 902 - Institutional

#377 - NF School for the Deaf, St. John's

Classification: Urban Community/Avalon Region**

Grades: 1-12

Number of Grades: 12

[School FTE PTR : 2.3](#)

[FTE Teachers](#) *** : 19.0

[Provincial FTE PTR : 13.6](#)

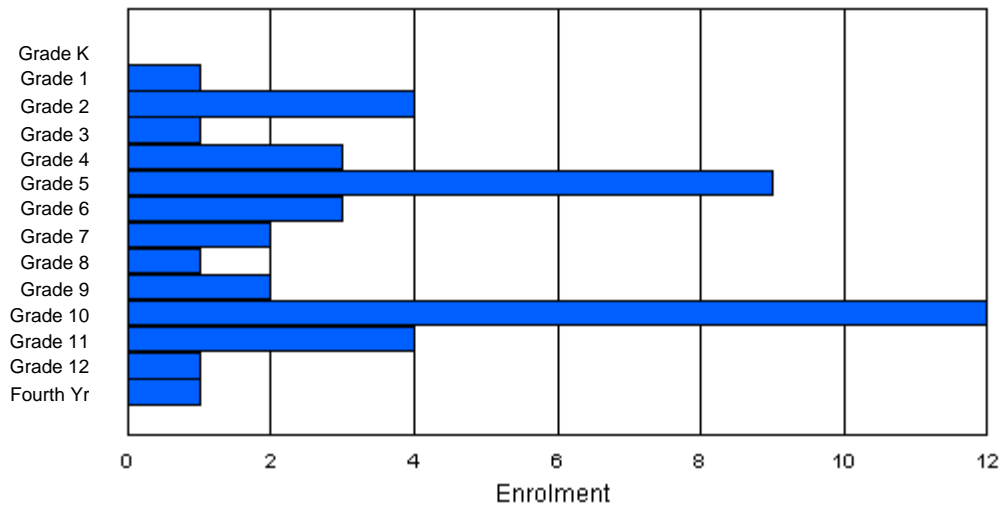
Enrolment By Age and Gender

Gender	Age																Total
	5	6	7	8	9	10	11	12	13	14	15	16	17	18	19	20>	
Male	0	0	3	1	2	6	2	1	1	1	4	3	4	0	0	0	28
Female	1	0	1	0	1	3	1	1	0	1	2	2	1	1	0	1	16
Total	1	0	4	1	3	9	3	2	1	2	6	5	5	1	0	1	44

Enrolment By Grade and Gender

Gender	Grade														Total
	K	1	2	3	4	5	6	7	8	9	10	11	12	4th	
Male	0	0	3	1	2	6	2	1	1	1	8	2	1	0	28
Female	0	1	1	0	1	3	1	1	0	1	4	2	0	1	16
Total	0	1	4	1	3	9	3	2	1	2	12	4	1	1	44

Enrolment By Grade
For 377



* Data from the 2004-2005 AGR(Enrolment/Age as of the last day in Sept./Dec.)

** Newfoundland Statistics Classification System

*** May include itinerant teachers. Students receiving itinerant services have been included for this school



**School Description Report
2004-05**

District 903 - Social Service

#378 - NF & Lab Youth Centre, Whitbourne

Classification: Rural Community/Avalon Region**

Grades: 9-12

Number of Grades: 4

[School FTE PTR : 4.0](#)

[FTE Teachers](#) *** : 6.0

[Provincial FTE PTR : 13.6](#)

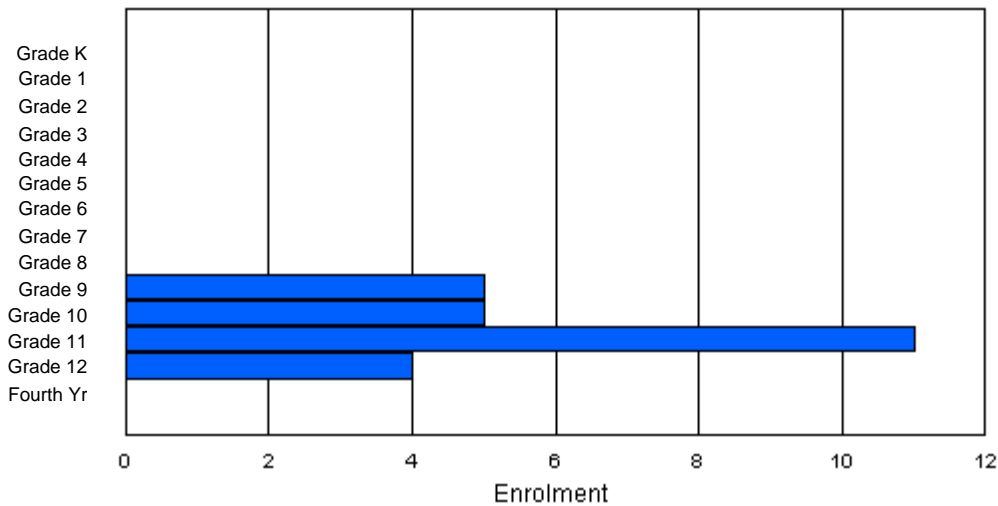
Enrolment By Age and Gender

Gender	Age																Total
	5	6	7	8	9	10	11	12	13	14	15	16	17	18	19	20>	
Male	0	0	0	0	0	0	0	0	0	0	5	6	6	6	1	0	24
Female	0	0	0	0	0	0	0	0	0	0	0	0	1	0	0	0	1
Total	0	0	0	0	0	0	0	0	0	0	5	6	7	6	1	0	25

Enrolment By Grade and Gender

Gender	Grade														Total
	K	1	2	3	4	5	6	7	8	9	10	11	12	4th	
Male	0	0	0	0	0	0	0	0	0	4	5	11	4	0	24
Female	0	0	0	0	0	0	0	0	0	1	0	0	0	0	1
Total	0	0	0	0	0	0	0	0	0	5	5	11	4	0	25

Enrolment By Grade
For 378



* Data from the 2004-2005 AGR(Enrolment/Age as of the last day in Sept./Dec.)

** Newfoundland Statistics Classification System

*** May include itinerant teachers



**School Description Report
2004-05**

Number of Schools: 314

* Data from the 2004-2005 AGR(Enrolment/Age as of the last day in Sept./Dec.)

** Newfoundland Statistics Classification System

*** May include itinerant teachers

Modification Time: 2:57:37PM

Modification Date: 2/21/2006

315

Source: Corporate Planning and Research

Web Site: http://www.education.gov.nf.ca/sch_rep/2004/index.htm