



High School Course Results 2004-05

District 5 - Conseil scolaire francophone

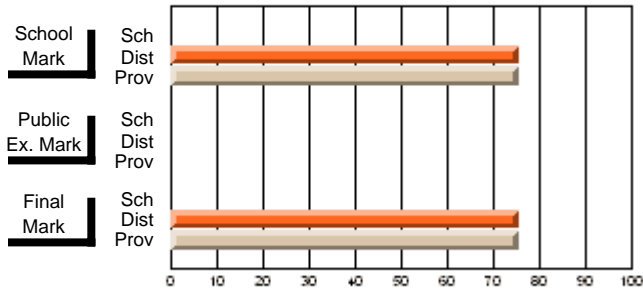
#107 - École Ste-Anne, La Grand'Terre

Grades: K-9,11,12

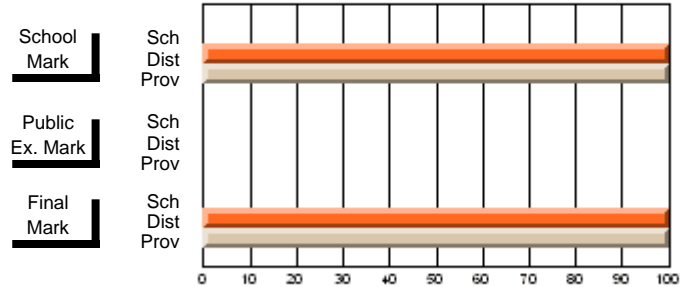
Subject: Technology Education

Course: LES APPLICATIONS DE L'INFORMAT 2130				School data has 5 or fewer students. Data withheld for reasons of confidentiality.					
# students in course: 3									
Average Score	School Mark	School vs District	School vs Province	Public Exam Mark	School vs District	School vs Province	Final Mark	School vs District	School vs Province
School									
District	75.4	q	q				75.4	q	q
Province	75.4						75.4		
Percent of Passes									
School									
District	100.0	P	P				100.0	P	P
Province	100.0						100.0		

Average Scores



Percent Passes



* Data from the High School Certification System. The results from supplementary courses are not reflected in these results. All students obtaining a score of 48 or 49 on the final mark, were adjusted to 50 and are reflected in the Final Mark column.



High School Course Results 2004-05

District 5 - Conseil scolaire francophone

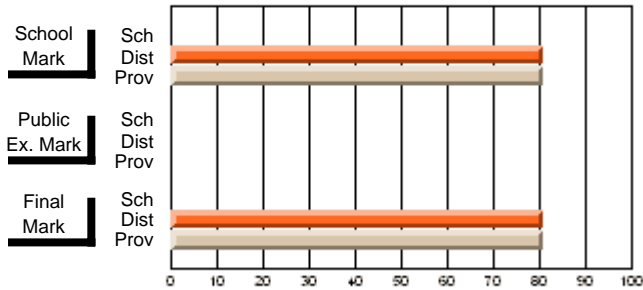
#107 - École Ste-Anne, La Grand'Terre

Grades: K-9,11,12

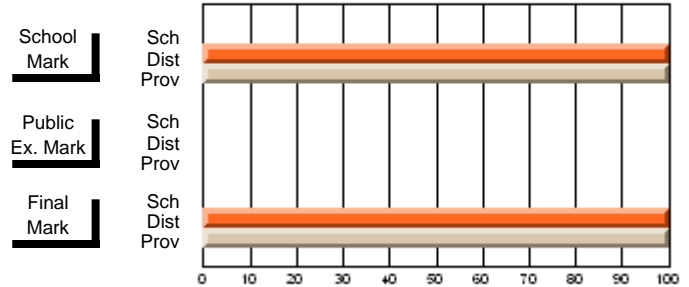
Subject: Technology Education

Course: TRAITEMENT DE TEXTE AVANCE/EDI 2131				School data has 5 or fewer students. Data withheld for reasons of confidentiality.					
# students in course: 3									
Average Score	School Mark	School vs District	School vs Province	Public Exam Mark	School vs District	School vs Province	Final Mark	School vs District	School vs Province
School									
District	80.7	P	P				80.7	P	P
Province	80.7						80.7		
Percent of Passes									
School									
District	100.0	P	P				100.0	P	P
Province	100.0						100.0		

Average Scores



Percent Passes



* Data from the High School Certification System. The results from supplementary courses are not reflected in these results. All students obtaining a score of 48 or 49 on the final mark, were adjusted to 50 and are reflected in the Final Mark column.



High School Course Results 2004-05

District 5 - Conseil scolaire francophone

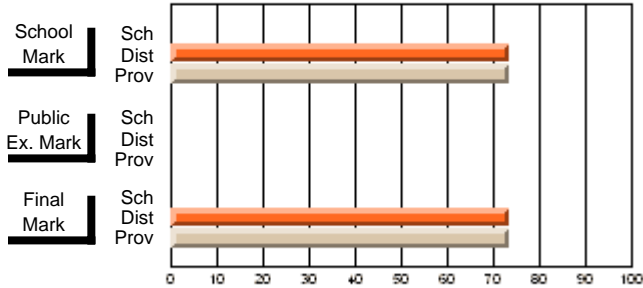
#107 - École Ste-Anne, La Grand'Terre

Grades: K-9,11,12

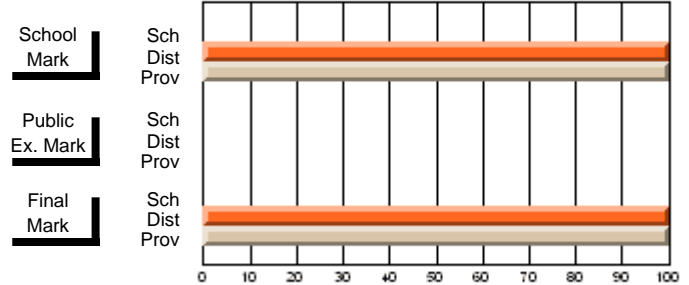
Subject: Mathematics

Course: MATHEMATICS 2231				School data has 5 or fewer students. Data withheld for reasons of confidentiality.								
# students in course: 2												
				School Mark	School vs District	School vs Province	Public Exam Mark	School vs District	School vs Province	Final Mark	School vs District	School vs Province
Average Score												
School												
District				73.5	q	q				73.5	q	q
Province				73.5						73.5		
Percent of Passes												
School												
District				100.0	P	P				100.0	P	P
Province				100.0						100.0		

Average Scores



Percent Passes



* Data from the High School Certification System. The results from supplementary courses are not reflected in these results. All students obtaining a score of 48 or 49 on the final mark, were adjusted to 50 and are reflected in the Final Mark column.



High School Course Results 2004-05

District 5 - Conseil scolaire francophone

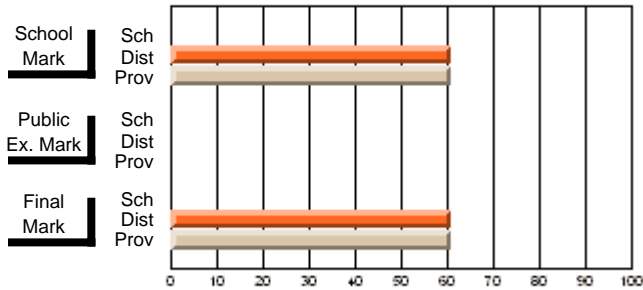
#107 - École Ste-Anne, La Grand'Terre

Grades: K-9,11,12

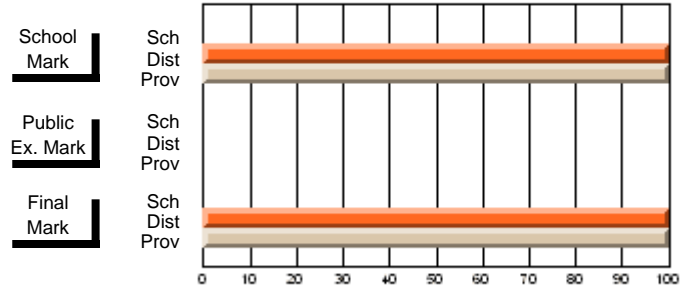
Subject: Mathematics

Course: MATHEMATIQUES 2233				School data has 5 or fewer students. Data withheld for reasons of confidentiality.								
# students in course: 1												
				School Mark	School vs District	School vs Province	Public Exam Mark	School vs District	School vs Province	Final Mark	School vs District	School vs Province
Average Score												
School												
District				61.0	P	P				61.0	P	P
Province				61.0						61.0		
Percent of Passes												
School												
District				100.0	P	P				100.0	P	P
Province				100.0						100.0		

Average Scores



Percent Passes



* Data from the High School Certification System. The results from supplementary courses are not reflected in these results. All students obtaining a score of 48 or 49 on the final mark, were adjusted to 50 and are reflected in the Final Mark column.



High School Course Results 2004-05

District 5 - Conseil scolaire francophone

#107 - École Ste-Anne, La Grand'Terre

Grades: K-9,11,12

Subject: Mathematics

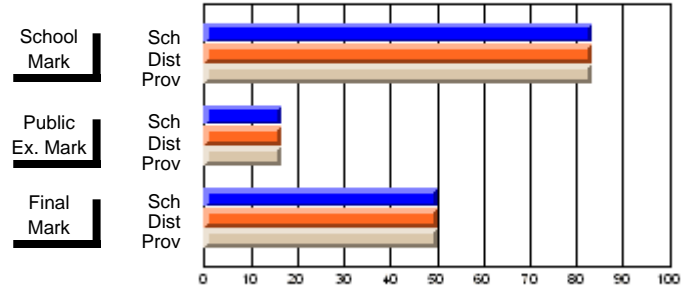
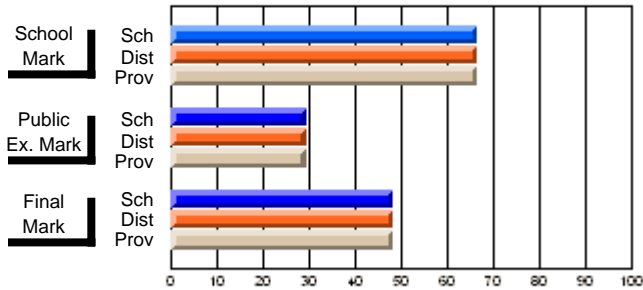
Course: MATHEMATIQUES 3231

students in course: 6

	School Mark	School vs District	School vs Province	Public Exam Mark	School vs District	School vs Province	Final Mark	School vs District	School vs Province
Average Score									
School	66.5			29.3			48.2		
District	66.5	P	P	29.3	P	P	48.2	P	P
Province	66.5			29.3			48.2		
Percent of Passes									
School	83.3			16.7			50.0		
District	83.3	P	P	16.7	P	P	50.0	P	P
Province	83.3			16.7			50.0		

Average Scores

Percent Passes



* Data from the High School Certification System. The results from supplementary courses are not reflected in these results. All students obtaining a score of 48 or 49 on the final mark, were adjusted to 50 and are reflected in the Final Mark column.



High School Course Results 2004-05

District 5 - Conseil scolaire francophone

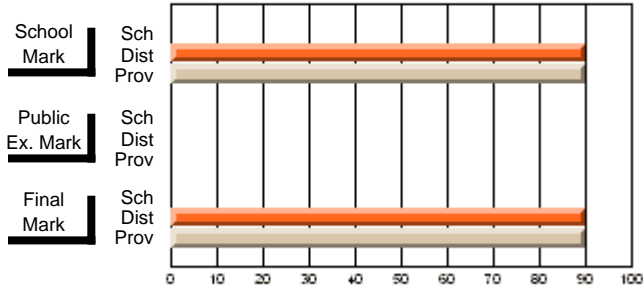
#107 - École Ste-Anne, La Grand'Terre

Grades: K-9,11,12

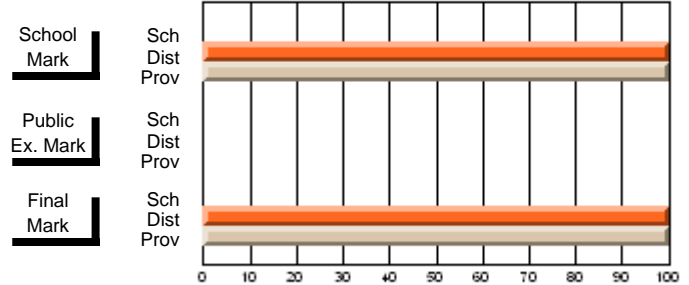
Subject: Physical Education

Course: EDUCATION PHYSIQUE 2243				School data has 5 or fewer students. Data withheld for reasons of confidentiality.								
# students in course: 3				School Mark			Public Exam Mark			Final Mark		
				School vs District	School vs Province	School vs District	School vs Province	School vs District	School vs Province	School vs District	School vs Province	
Average Score												
School												
District				90.0						90.0		
Province				P						P		
Percent of Passes												
School												
District				100.0						100.0		
Province				100.0						100.0		

Average Scores



Percent Passes



* Data from the High School Certification System. The results from supplementary courses are not reflected in these results. All students obtaining a score of 48 or 49 on the final mark, were adjusted to 50 and are reflected in the Final Mark column.



High School Course Results 2004-05

District 5 - Conseil scolaire francophone

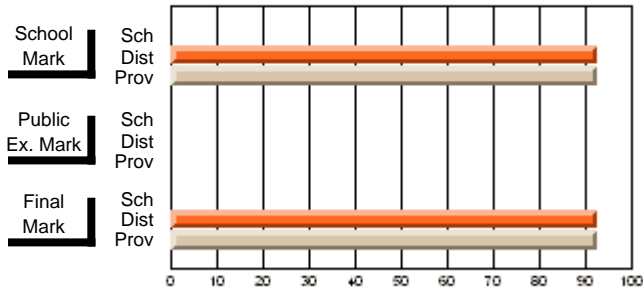
#107 - École Ste-Anne, La Grand'Terre

Grades: K-9,11,12

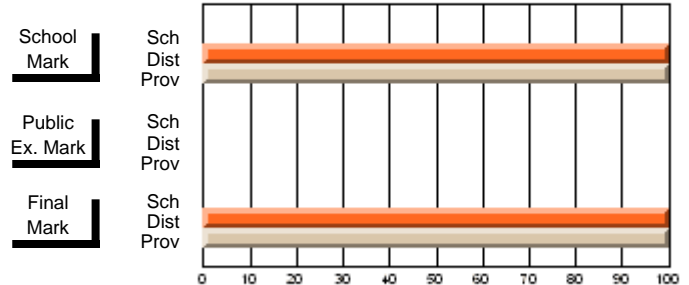
Subject: Physical Education

Course: EDUCATION PHYSIQUE 3243				School data has 5 or fewer students. Data withheld for reasons of confidentiality.								
# students in course: 4												
				School Mark	School vs District	School vs Province	Public Exam Mark	School vs District	School vs Province	Final Mark	School vs District	School vs Province
Average Score												
School												
District				92.5	P	P				92.5	P	P
Province				92.5						92.5		
Percent of Passes												
School												
District				100.0	P	P				100.0	P	P
Province				100.0						100.0		

Average Scores



Percent Passes



* Data from the High School Certification System. The results from supplementary courses are not reflected in these results. All students obtaining a score of 48 or 49 on the final mark, were adjusted to 50 and are reflected in the Final Mark column.



High School Course Results 2004-05

District 5 - Conseil scolaire francophone

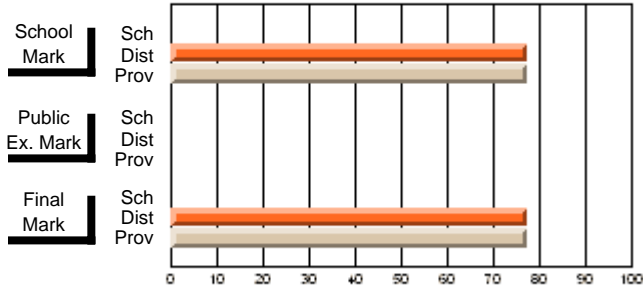
#107 - École Ste-Anne, La Grand'Terre

Grades: K-9,11,12

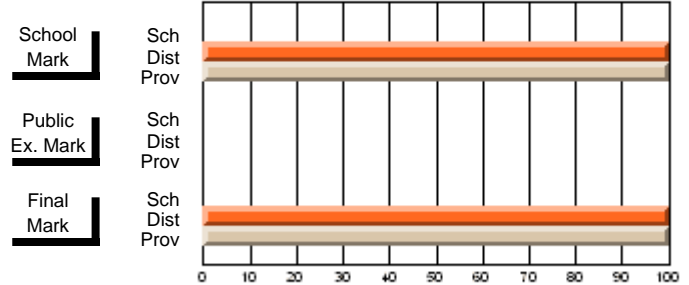
Subject: Religious Education

Course: QUESTIONS MORALES 1134				School data has 5 or fewer students. Data withheld for reasons of confidentiality.								
# students in course: 2												
				School Mark	School vs District	School vs Province	Public Exam Mark	School vs District	School vs Province	Final Mark	School vs District	School vs Province
Average Score												
School												
District				77.3	P	P				77.3	P	P
Province				77.3						77.3		
Percent of Passes												
School												
District				100.0	P	P				100.0	P	P
Province				100.0						100.0		

Average Scores



Percent Passes



* Data from the High School Certification System. The results from supplementary courses are not reflected in these results. All students obtaining a score of 48 or 49 on the final mark, were adjusted to 50 and are reflected in the Final Mark column.



High School Course Results 2004-05

District 5 - Conseil scolaire francophone

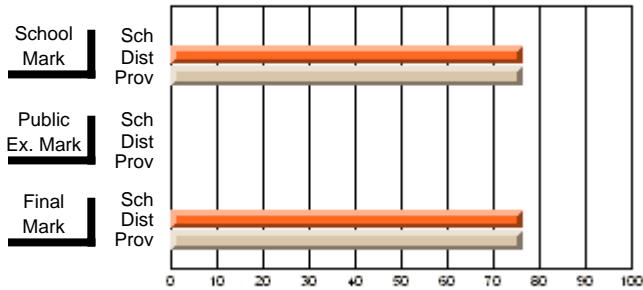
#107 - École Ste-Anne, La Grand'Terre

Grades: K-9,11,12

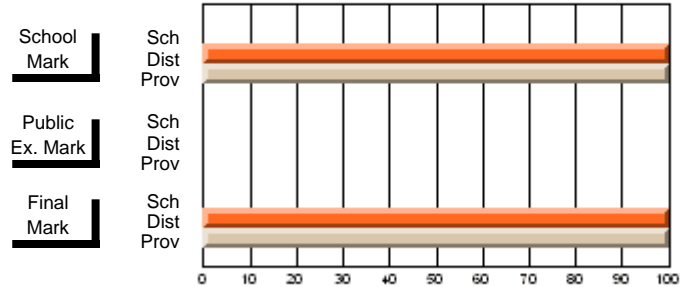
Subject: Religious Education

Course: ETUDES DE TEXTES SACRES 2134				School data has 5 or fewer students. Data withheld for reasons of confidentiality.					
# students in course: 2									
	School Mark	School vs District	School vs Province	Public Exam Mark	School vs District	School vs Province	Final Mark	School vs District	School vs Province
Average Score									
School									
District	76.3	q	q				76.3	q	q
Province	76.3						76.3		
Percent of Passes									
School									
District	100.0	P	P				100.0	P	P
Province	100.0						100.0		

Average Scores



Percent Passes



* Data from the High School Certification System. The results from supplementary courses are not reflected in these results. All students obtaining a score of 48 or 49 on the final mark, were adjusted to 50 and are reflected in the Final Mark column.



High School Course Results 2004-05

District 5 - Conseil scolaire francophone

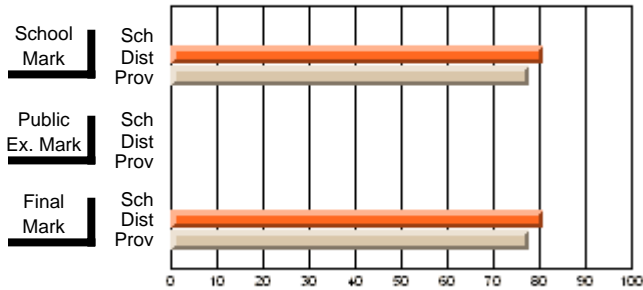
#107 - École Ste-Anne, La Grand'Terre

Grades: K-9,11,12

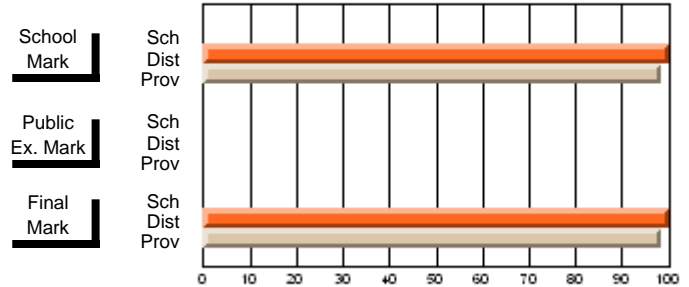
Subject: Social Studies

Course: GEOGRAPHIE DU CANADA 1232				School data has 5 or fewer students. Data withheld for reasons of confidentiality.								
# students in course: 3												
				School Mark	School vs District	School vs Province	Public Exam Mark	School vs District	School vs Province	Final Mark	School vs District	School vs Province
Average Score												
School												
District				80.9	P	P				80.9	P	P
Province				77.6						77.6		
Percent of Passes												
School												
District				100.0	P	P				100.0	P	P
Province				98.5						98.5		

Average Scores



Percent Passes



* Data from the High School Certification System. The results from supplementary courses are not reflected in these results. All students obtaining a score of 48 or 49 on the final mark, were adjusted to 50 and are reflected in the Final Mark column.



High School Course Results 2004-05

District 5 - Conseil scolaire francophone

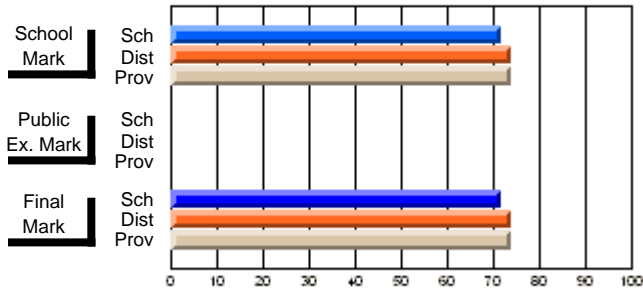
#107 - École Ste-Anne, La Grand'Terre

Grades: K-9,11,12

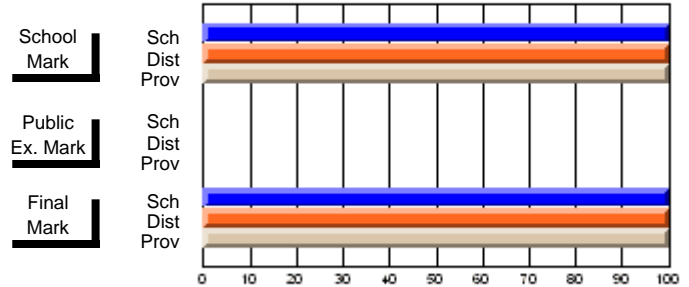
Subject: Social Studies

Course: DROIT CANADIEN 2134														
# students in course: 9														
		School Mark	School vs District	School vs Province			Public Exam Mark	School vs District	School vs Province			Final Mark	School vs District	School vs Province
Average Score		71.7										71.7		
School		73.9	q	q								73.9	q	q
District		73.9										73.9		
Province														
Percent of Passes		100.0										100.0		
School		100.0	P	P								100.0	P	P
District		100.0										100.0	P	P
Province		100.0										100.0		

Average Scores



Percent Passes



* Data from the High School Certification System. The results from supplementary courses are not reflected in these results. All students obtaining a score of 48 or 49 on the final mark, were adjusted to 50 and are reflected in the Final Mark column.



High School Course Results 2004-05

District 5 - Conseil scolaire francophone

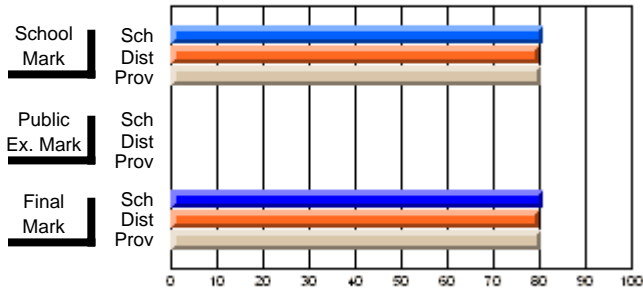
#107 - École Ste-Anne, La Grand'Terre

Grades: K-9,11,12

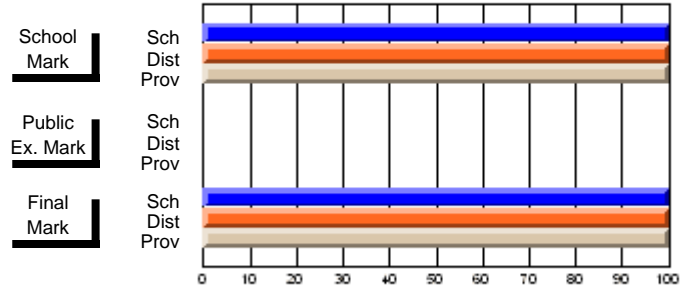
Subject: Social Studies

Course: HISTOIRE MONDIALE 2236									
# students in course: 6									
	School Mark	School vs District	School vs Province	Public Exam Mark	School vs District	School vs Province	Final Mark	School vs District	School vs Province
<u>Average Score</u>	80.8						80.8		
School	80.0	P	P				80.0	P	P
District	80.5						80.5		
Province									
<u>Percent of Passes</u>	100.0						100.0		
School	100.0	P	P				100.0	P	P
District	100.0						100.0		
Province	100.0						100.0		

Average Scores



Percent Passes



* Data from the High School Certification System. The results from supplementary courses are not reflected in these results. All students obtaining a score of 48 or 49 on the final mark, were adjusted to 50 and are reflected in the Final Mark column.



High School Course Results 2004-05

District 5 - Conseil scolaire francophone

#107 - École Ste-Anne, La Grand'Terre

Grades: K-9,11,12

Subject: Social Studies

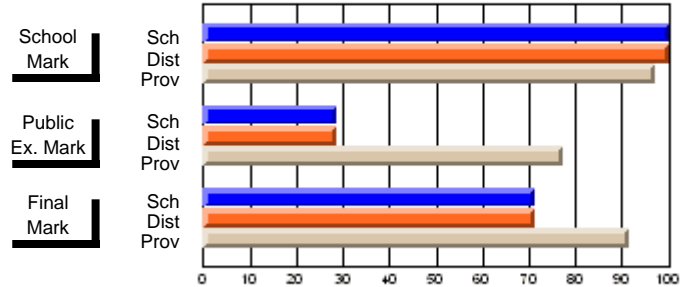
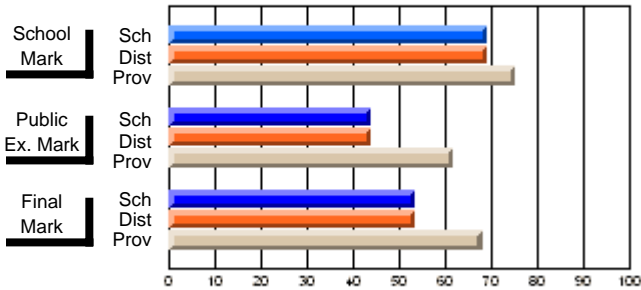
Course: HISTOIRE MONDIALE 3231

students in course: 7

	School Mark	School vs District	School vs Province	Public Exam Mark	School vs District	School vs Province	Final Mark	School vs District	School vs Province
<u>Average Score</u>									
School	69.0			44.0			53.3		
District	69.0	P	Q	44.0	P	Q	53.3	P	Q
Province	75.1			61.6			68.0		
<u>Percent of Passes</u>									
School	100.0			28.6			71.4		
District	100.0	P	P	28.6	P	Q	71.4	P	Q
Province	97.0			77.4			91.5		

Average Scores

Percent Passes



* Data from the High School Certification System. The results from supplementary courses are not reflected in these results. All students obtaining a score of 48 or 49 on the final mark, were adjusted to 50 and are reflected in the Final Mark column.



High School Course Results 2004-05

District 5 - Conseil scolaire francophone

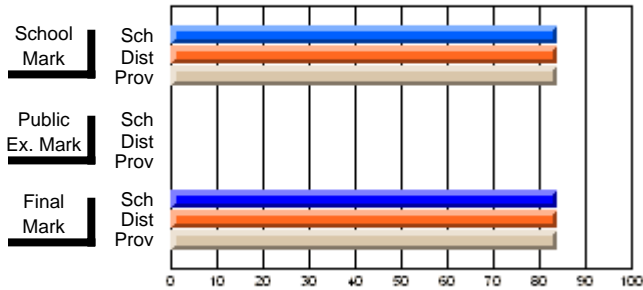
#107 - École Ste-Anne, La Grand'Terre

Grades: K-9,11,12

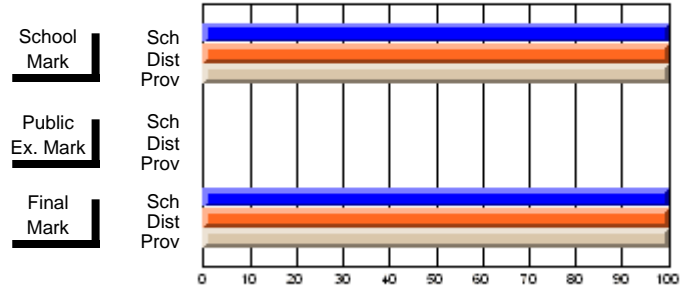
Subject: Guidance

Course: CARRIERE ET VIE 1130														
# students in course: 9														
		School Mark	School vs District	School vs Province			Public Exam Mark	School vs District	School vs Province			Final Mark	School vs District	School vs Province
Average Score		83.9										83.9		
School		83.9										83.9	P	P
District		83.9	P	P								83.9	P	P
Province		83.9										83.9		
Percent of Passes		100.0										100.0		
School		100.0										100.0	P	P
District		100.0	P	P								100.0	P	P
Province		100.0										100.0		

Average Scores



Percent Passes



* Data from the High School Certification System. The results from supplementary courses are not reflected in these results. All students obtaining a score of 48 or 49 on the final mark, were adjusted to 50 and are reflected in the Final Mark column.



High School Course Results 2004-05

District 5 - Conseil scolaire francophone

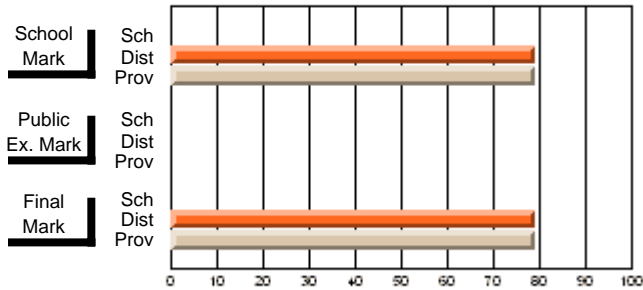
#107 - École Ste-Anne, La Grand'Terre

Grades: K-9,11,12

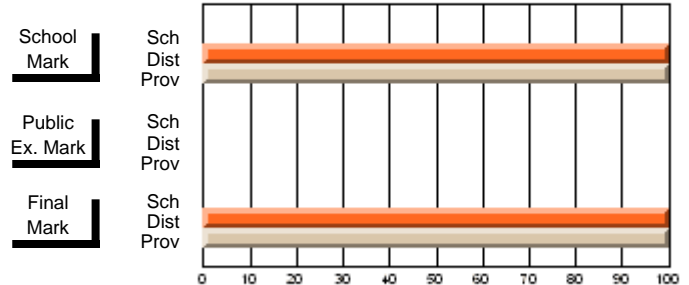
Subject: Français langue première

Course: FRENCH FIRST LANGUAGE 2230				School data has 5 or fewer students. Data withheld for reasons of confidentiality.					
# students in course: 3									
	School Mark	School vs District	School vs Province	Public Exam Mark	School vs District	School vs Province	Final Mark	School vs District	School vs Province
<u>Average Score</u>									
School									
District	79.2	q	q				79.2	q	q
Province	79.2						79.2		
<u>Percent of Passes</u>									
School									
District	100.0	P	P				100.0	P	P
Province	100.0						100.0		

Average Scores



Percent Passes



* Data from the High School Certification System. The results from supplementary courses are not reflected in these results. All students obtaining a score of 48 or 49 on the final mark, were adjusted to 50 and are reflected in the Final Mark column.



High School Course Results 2004-05

District 5 - Conseil scolaire francophone

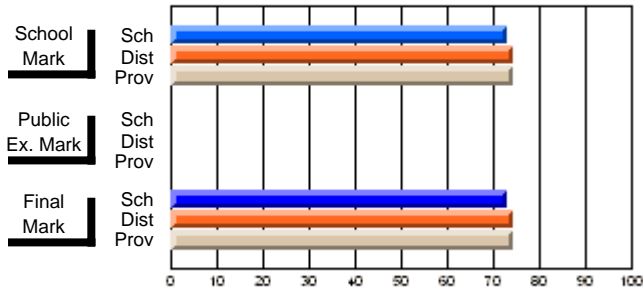
#107 - École Ste-Anne, La Grand'Terre

Grades: K-9,11,12

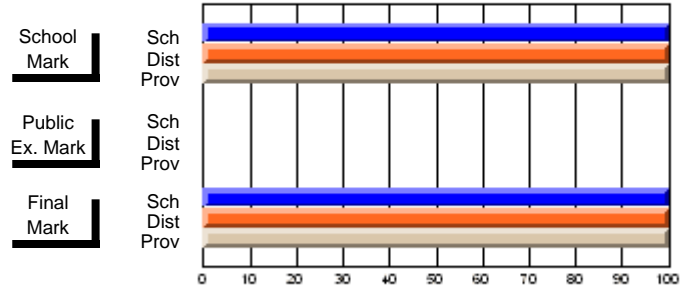
Subject: Français langue première

Course: FRENCH FIRST LANGUAGE 3230			
# students in course: 7			
	School Mark	School vs District	School vs Province
Average Score			
School	73.1		
District	74.1	q	q
Province	74.1		
Percent of Passes			
School	100.0		
District	100.0	P	P
Province	100.0		

Average Scores



Percent Passes



* Data from the High School Certification System. The results from supplementary courses are not reflected in these results. All students obtaining a score of 48 or 49 on the final mark, were adjusted to 50 and are reflected in the Final Mark column.



High School Course Results 2004-05

District 5 - Conseil scolaire francophone

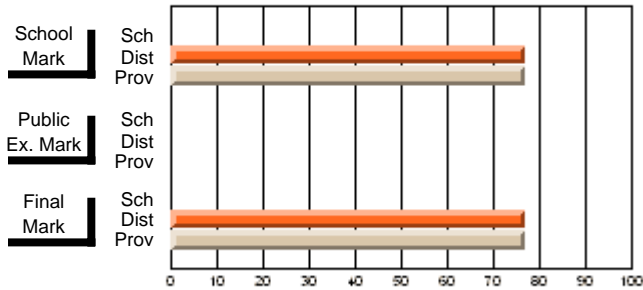
#107 - École Ste-Anne, La Grand'Terre

Grades: K-9,11,12

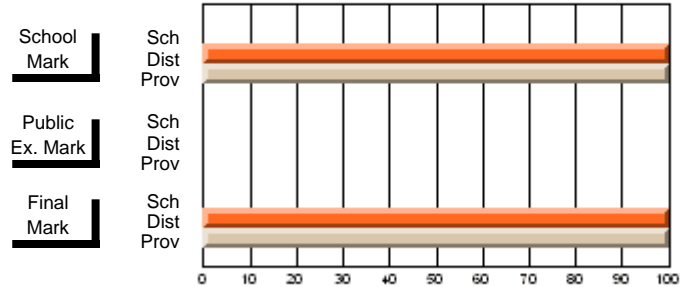
Subject: Science

Course: CHIMIE 2239			School data has 5 or fewer students. Data withheld for reasons of confidentiality.								
# students in course: 5											
			School Mark	School vs District	School vs Province	Public Exam Mark	School vs District	School vs Province	Final Mark	School vs District	School vs Province
Average Score											
School											
District			76.8	P	P				76.8	P	P
Province			76.8						76.8		
Percent of Passes											
School											
District			100.0	P	P				100.0	P	P
Province			100.0						100.0		

Average Scores



Percent Passes



* Data from the High School Certification System. The results from supplementary courses are not reflected in these results. All students obtaining a score of 48 or 49 on the final mark, were adjusted to 50 and are reflected in the Final Mark column.



High School Course Results 2004-05

District 5 - Conseil scolaire francophone

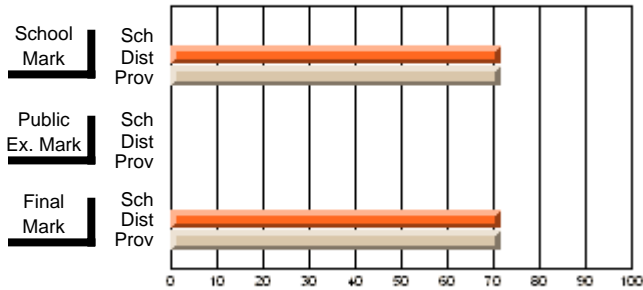
#107 - École Ste-Anne, La Grand'Terre

Grades: K-9,11,12

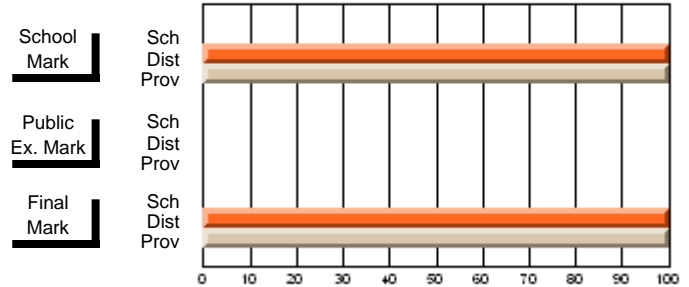
Subject: Science

Course: SCIENCES DE L'ENVIRONNEMENT 3235				School data has 5 or fewer students. Data withheld for reasons of confidentiality.								
# students in course: 5												
				School Mark	School vs District	School vs Province	Public Exam Mark	School vs District	School vs Province	Final Mark	School vs District	School vs Province
Average Score												
School												
District				71.5	q	q				71.5	q	q
Province				71.5						71.5		
Percent of Passes												
School												
District				100.0	P	P				100.0	P	P
Province				100.0						100.0		

Average Scores



Percent Passes



* Data from the High School Certification System. The results from supplementary courses are not reflected in these results. All students obtaining a score of 48 or 49 on the final mark, were adjusted to 50 and are reflected in the Final Mark column.



High School Course Results 2004-05

District 5 - Conseil scolaire francophone

#459 - Centre éducatif l'ENVOL, Labrador City

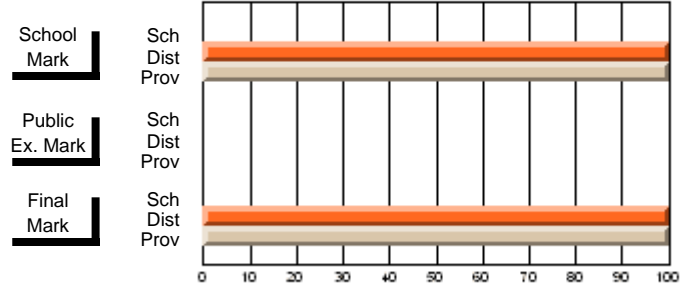
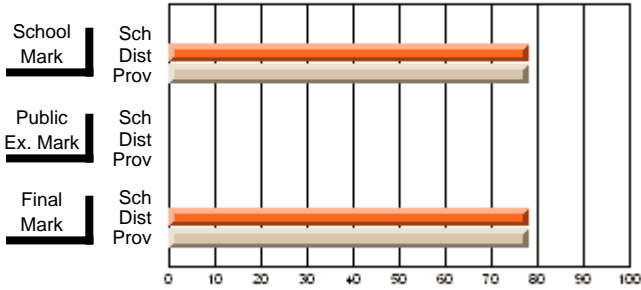
Grades: K-8,10-12

Subject: Enterprise Education

Course: AFFAIRES ET ENTREPRENEURIAT 1130				School data has 5 or fewer students. Data withheld for reasons of confidentiality.								
# students in course: 1												
				School Mark	School vs District	School vs Province	Public Exam Mark	School vs District	School vs Province	Final Mark	School vs District	School vs Province
Average Score												
School												
District				78.0	P	P				78.0	P	P
Province				78.0						78.0		
Percent of Passes												
School												
District				100.0	P	P				100.0	P	P
Province				100.0						100.0		

Average Scores

Percent Passes



* Data from the High School Certification System. The results from supplementary courses are not reflected in these results. All students obtaining a score of 48 or 49 on the final mark, were adjusted to 50 and are reflected in the Final Mark column.



High School Course Results 2004-05

District 5 - Conseil scolaire francophone

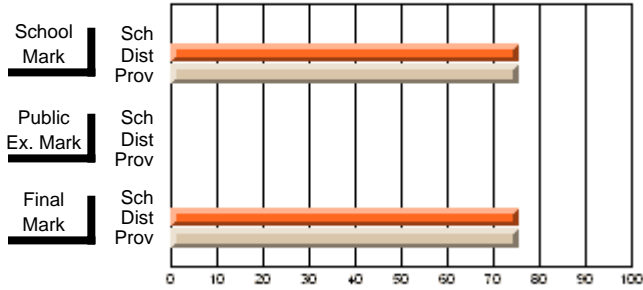
#459 - Centre éducatif l'ENVOL, Labrador City

Grades: K-8,10-12

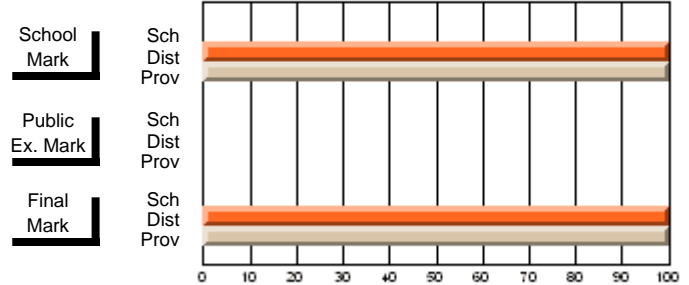
Subject: Technology Education

Course: LES APPLICATIONS DE L'INFORMAT 2130				School data has 5 or fewer students. Data withheld for reasons of confidentiality.					
# students in course: 3									
	School Mark	School vs District	School vs Province	Public Exam Mark	School vs District	School vs Province	Final Mark	School vs District	School vs Province
<u>Average Score</u>									
School									
District	75.4	q	q				75.4	q	q
Province	75.4						75.4		
<u>Percent of Passes</u>									
School									
District	100.0	P	P				100.0	P	P
Province	100.0						100.0		

Average Scores



Percent Passes



* Data from the High School Certification System. The results from supplementary courses are not reflected in these results. All students obtaining a score of 48 or 49 on the final mark, were adjusted to 50 and are reflected in the Final Mark column.



High School Course Results 2004-05

District 5 - Conseil scolaire francophone

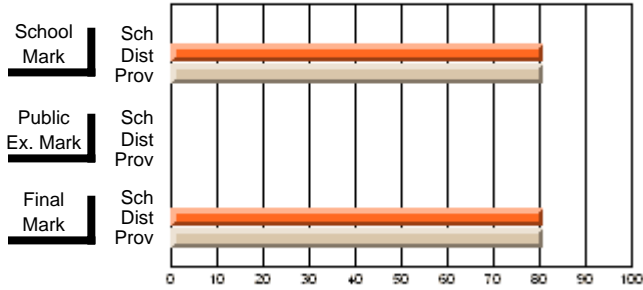
#459 - Centre éducatif l'ENVOL, Labrador City

Grades: K-8,10-12

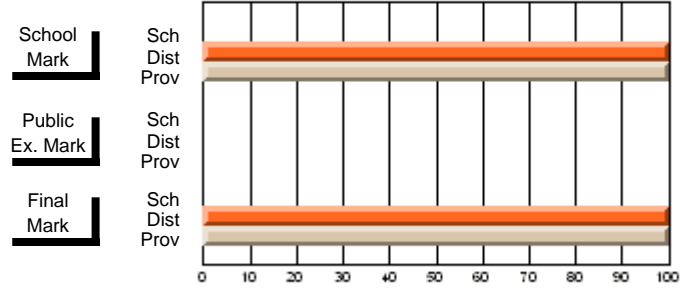
Subject: Technology Education

Course: TRAITEMENT DE TEXTE AVANCE/EDI 2131				School data has 5 or fewer students. Data withheld for reasons of confidentiality.					
# students in course: 3									
Average Score	School Mark	School vs District	School vs Province	Public Exam Mark	School vs District	School vs Province	Final Mark	School vs District	School vs Province
School									
District	80.7	q	q				80.7	q	q
Province	80.7						80.7		
Percent of Passes									
School									
District	100.0	P	P				100.0	P	P
Province	100.0						100.0		

Average Scores



Percent Passes



* Data from the High School Certification System. The results from supplementary courses are not reflected in these results. All students obtaining a score of 48 or 49 on the final mark, were adjusted to 50 and are reflected in the Final Mark column.



High School Course Results 2004-05

District 5 - Conseil scolaire francophone

#459 - Centre éducatif l'ENVOL, Labrador City

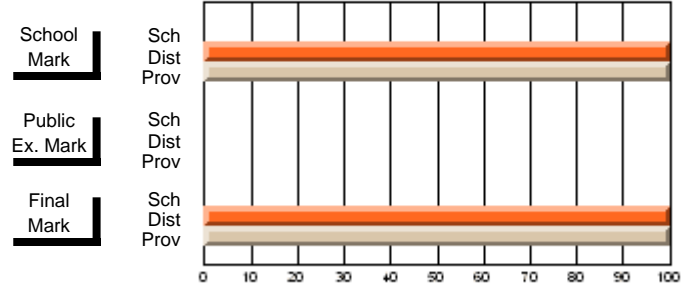
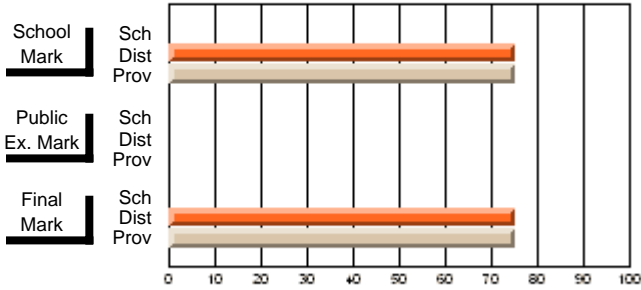
Grades: K-8,10-12

Subject: Mathematics

Course: MATHEMATIQUES 1231				School data has 5 or fewer students. Data withheld for reasons of confidentiality.								
# students in course: 2												
				School Mark	School vs District	School vs Province	Public Exam Mark	School vs District	School vs Province	Final Mark	School vs District	School vs Province
Average Score												
School												
District				75.0	q	q				75.0	q	q
Province				75.0						75.0		
Percent of Passes												
School												
District				100.0	P	P				100.0	P	P
Province				100.0						100.0		

Average Scores

Percent Passes



* Data from the High School Certification System. The results from supplementary courses are not reflected in these results. All students obtaining a score of 48 or 49 on the final mark, were adjusted to 50 and are reflected in the Final Mark column.



High School Course Results 2004-05

District 5 - Conseil scolaire francophone

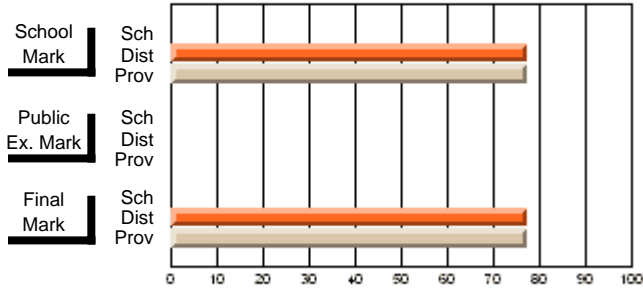
#459 - Centre éducatif l'ENVOL, Labrador City

Grades: K-8,10-12

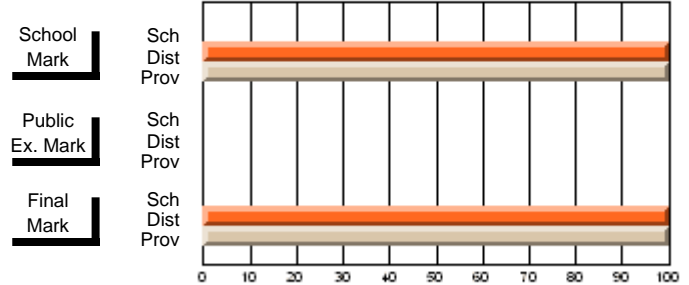
Subject: Religious Education

Course: QUESTIONS MORALES 1134				School data has 5 or fewer students. Data withheld for reasons of confidentiality.							
# students in course: 2		School Mark			Public Exam Mark			Final Mark			
		School vs District	School vs Province	School vs District	School vs Province	School vs District	School vs Province	School vs District	School vs Province		
Average Score		School			Public Exam			School			
District		77.3	q	q	District			77.3	q	q	
Province		77.3				Province			77.3		
Percent of Passes		School			Public Exam			School			
District		100.0	P	P	District			100.0	P	P	
Province		100.0				Province			100.0		

Average Scores



Percent Passes



* Data from the High School Certification System. The results from supplementary courses are not reflected in these results. All students obtaining a score of 48 or 49 on the final mark, were adjusted to 50 and are reflected in the Final Mark column.



High School Course Results 2004-05

District 5 - Conseil scolaire francophone

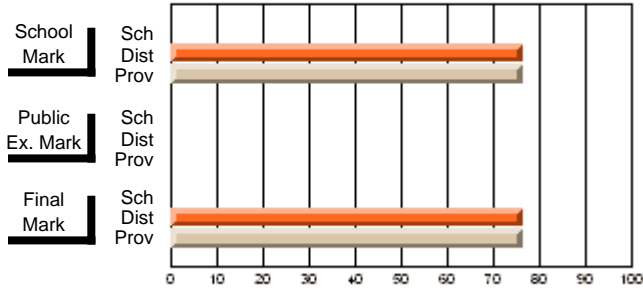
#459 - Centre éducatif l'ENVOL, Labrador City

Grades: K-8,10-12

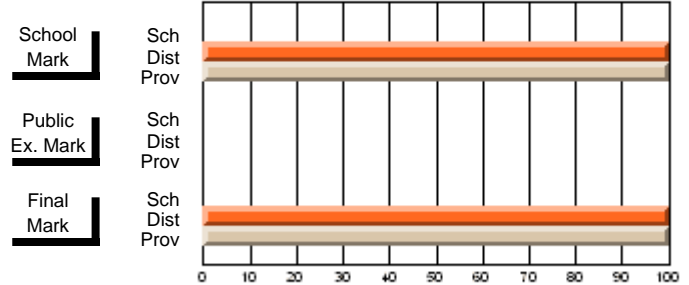
Subject: Religious Education

Course: ETUDES DE TEXTES SACRES 2134				School data has 5 or fewer students. Data withheld for reasons of confidentiality.								
# students in course: 2												
				School Mark	School vs District	School vs Province	Public Exam Mark	School vs District	School vs Province	Final Mark	School vs District	School vs Province
Average Score												
School												
District				76.3	P	P				76.3	P	P
Province				76.3						76.3		
Percent of Passes												
School												
District				100.0	P	P				100.0	P	P
Province				100.0						100.0		

Average Scores



Percent Passes



* Data from the High School Certification System. The results from supplementary courses are not reflected in these results. All students obtaining a score of 48 or 49 on the final mark, were adjusted to 50 and are reflected in the Final Mark column.



High School Course Results 2004-05

District 5 - Conseil scolaire francophone

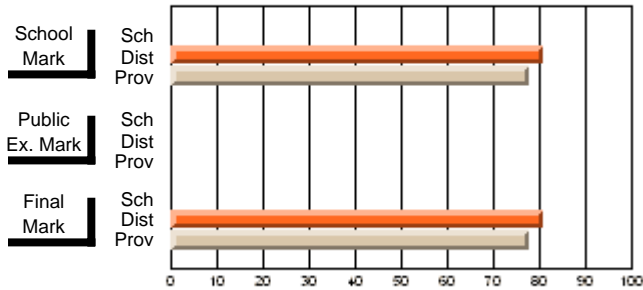
#459 - Centre éducatif l'ENVOL, Labrador City

Grades: K-8,10-12

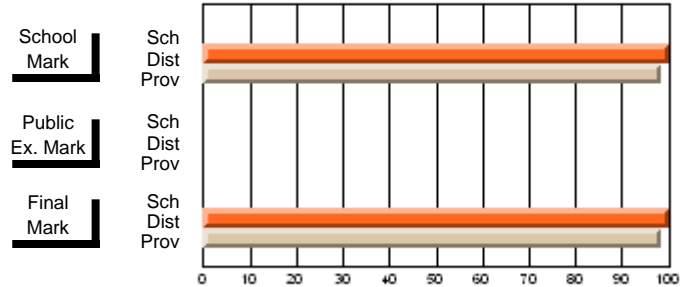
Subject: Social Studies

Course: GEOGRAPHIE DU CANADA 1232				School data has 5 or fewer students. Data withheld for reasons of confidentiality.								
# students in course: 2												
				School Mark	School vs District	School vs Province	Public Exam Mark	School vs District	School vs Province	Final Mark	School vs District	School vs Province
Average Score												
School												
District				80.9	q	q				80.9	q	q
Province				77.6						77.6		
Percent of Passes												
School												
District				100.0	P	P				100.0	P	P
Province				98.5						98.5		

Average Scores



Percent Passes



* Data from the High School Certification System. The results from supplementary courses are not reflected in these results. All students obtaining a score of 48 or 49 on the final mark, were adjusted to 50 and are reflected in the Final Mark column.



High School Course Results 2004-05

District 5 - Conseil scolaire francophone

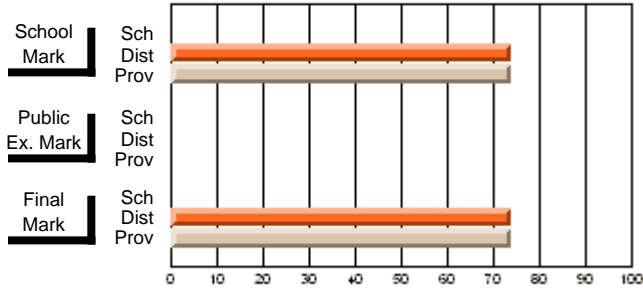
#459 - Centre éducatif l'ENVOL, Labrador City

Grades: K-8,10-12

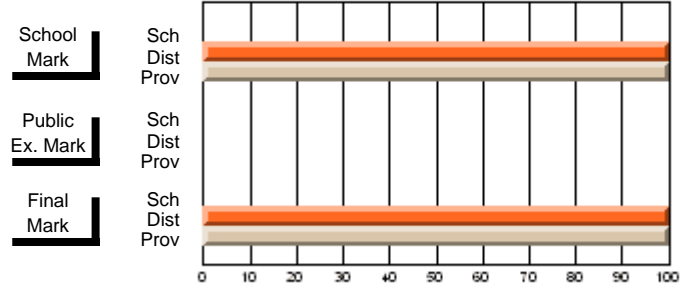
Subject: Social Studies

Course: DROIT CANADIEN 2134				School data has 5 or fewer students. Data withheld for reasons of confidentiality.								
# students in course: 1												
				School Mark	School vs District	School vs Province	Public Exam Mark	School vs District	School vs Province	Final Mark	School vs District	School vs Province
<u>Average Score</u>												
School												
District				73.9	P	P				73.9	P	P
Province				73.9						73.9		
<u>Percent of Passes</u>												
School												
District				100.0	P	P				100.0	P	P
Province				100.0						100.0		

Average Scores



Percent Passes



* Data from the High School Certification System. The results from supplementary courses are not reflected in these results. All students obtaining a score of 48 or 49 on the final mark, were adjusted to 50 and are reflected in the Final Mark column.



High School Course Results 2004-05

District 5 - Conseil scolaire francophone

#459 - Centre éducatif l'ENVOL, Labrador City

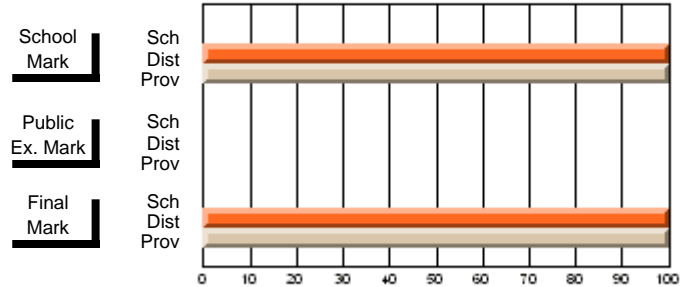
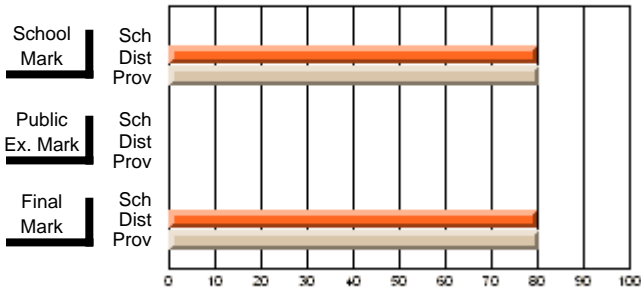
Grades: K-8,10-12

Subject: Social Studies

Course: HISTOIRE MONDIALE 2236				School data has 5 or fewer students. Data withheld for reasons of confidentiality.								
# students in course: 1												
				School Mark	School vs District	School vs Province	Public Exam Mark	School vs District	School vs Province	Final Mark	School vs District	School vs Province
Average Score												
School												
District				80.0	q	q				80.0	q	q
Province				80.5						80.5		
Percent of Passes												
School												
District				100.0	P	P				100.0	P	P
Province				100.0						100.0		

Average Scores

Percent Passes



* Data from the High School Certification System. The results from supplementary courses are not reflected in these results. All students obtaining a score of 48 or 49 on the final mark, were adjusted to 50 and are reflected in the Final Mark column.



High School Course Results 2004-05

District 5 - Conseil scolaire francophone

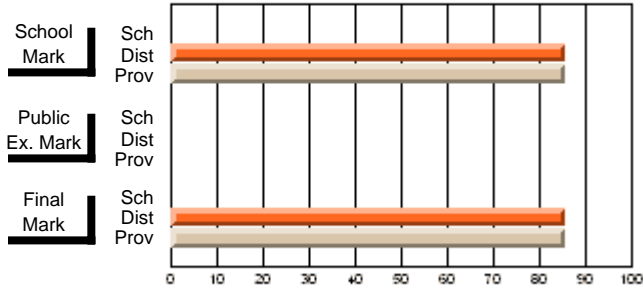
#459 - Centre éducatif l'ENVOL, Labrador City

Grades: K-8,10-12

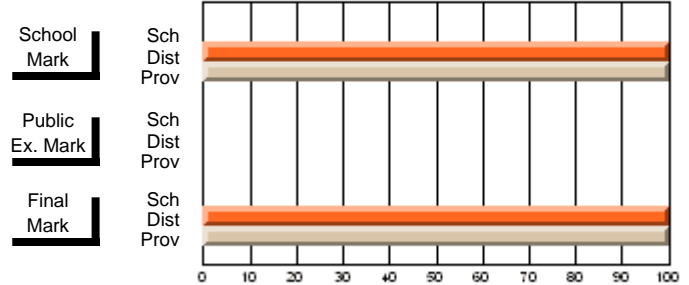
Subject: Français langue première

Course: FRENCH FIRST LANGUAGE 1230				School data has 5 or fewer students. Data withheld for reasons of confidentiality.								
# students in course: 2												
				School Mark	School vs District	School vs Province	Public Exam Mark	School vs District	School vs Province	Final Mark	School vs District	School vs Province
Average Score												
School												
District				85.7	q	q				85.7	q	q
Province				85.7						85.7		
Percent of Passes												
School												
District				100.0	P	P				100.0	P	P
Province				100.0						100.0		

Average Scores



Percent Passes



* Data from the High School Certification System. The results from supplementary courses are not reflected in these results. All students obtaining a score of 48 or 49 on the final mark, were adjusted to 50 and are reflected in the Final Mark column.



High School Course Results 2004-05

District 5 - Conseil scolaire francophone

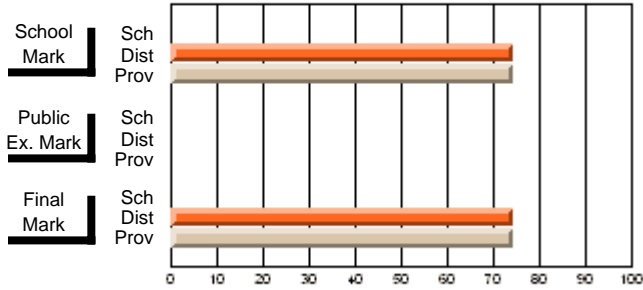
#459 - Centre éducatif l'ENVOL, Labrador City

Grades: K-8,10-12

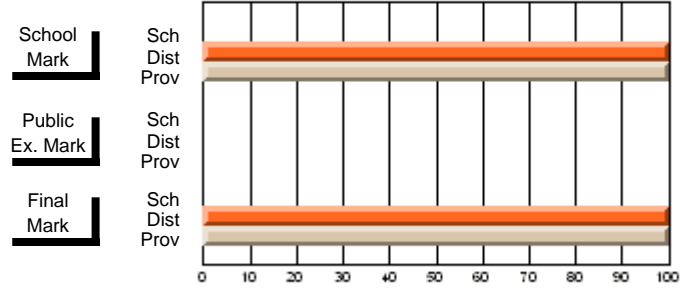
Subject: Français langue première

Course: FRENCH FIRST LANGUAGE 3230				School data has 5 or fewer students. Data withheld for reasons of confidentiality.						
# students in course: 1		School Mark			Public Exam Mark			Final Mark		
		School vs District	School vs Province	School vs District	School vs Province	School vs District	School vs Province	School vs District	School vs Province	
Average Score										
School										
District		74.1	P	P				74.1	P	P
Province		74.1						74.1		
Percent of Passes										
School										
District		100.0	P	P				100.0	P	P
Province		100.0						100.0		

Average Scores



Percent Passes



* Data from the High School Certification System. The results from supplementary courses are not reflected in these results. All students obtaining a score of 48 or 49 on the final mark, were adjusted to 50 and are reflected in the Final Mark column.



High School Course Results 2004-05

District 5 - Conseil scolaire francophone

#459 - Centre éducatif l'ENVOL, Labrador City

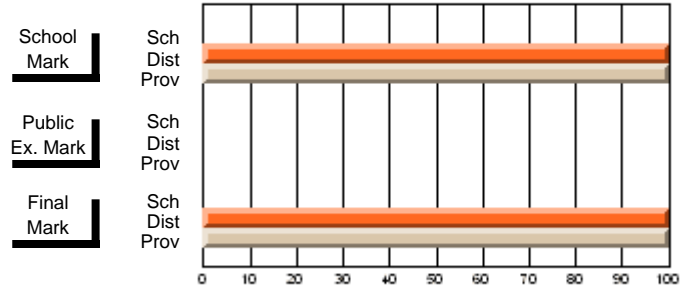
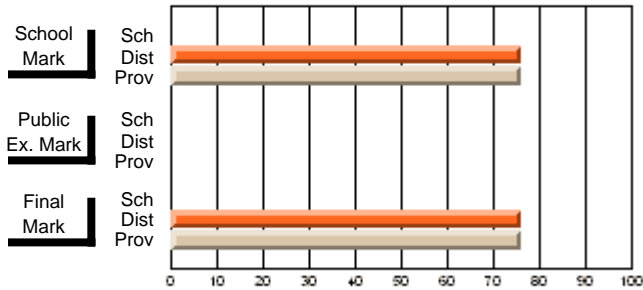
Grades: K-8,10-12

Subject: Science

Course: BIOLOGIE 2231 # students in course: 3	School data has 5 or fewer students. Data withheld for reasons of confidentiality.					
	School Mark	School vs District	School vs Province	Public Exam Mark	School vs District	School vs Province
Average Score						
School						
District	76.0	q	q			
Province	76.0					
Percent of Passes						
School						
District	100.0	P	P			
Province	100.0					

Average Scores

Percent Passes



* Data from the High School Certification System. The results from supplementary courses are not reflected in these results. All students obtaining a score of 48 or 49 on the final mark, were adjusted to 50 and are reflected in the Final Mark column.



High School Course Results 2004-05

District 5 - Conseil scolaire francophone

#459 - Centre éducatif l'ENVOL, Labrador City

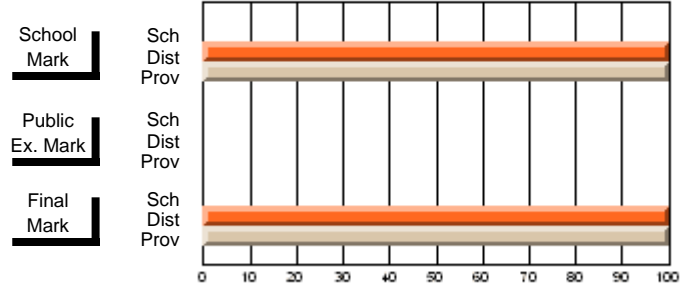
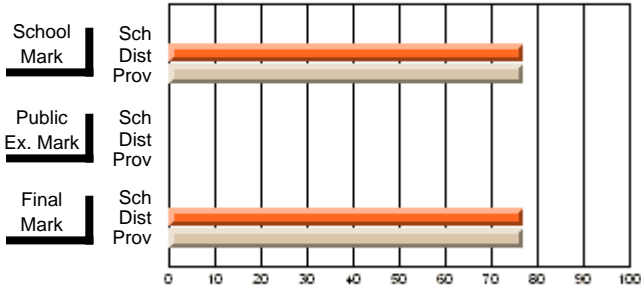
Grades: K-8,10-12

Subject: Science

Course: CHIMIE 2239			School data has 5 or fewer students. Data withheld for reasons of confidentiality.								
# students in course: 1											
			School Mark	School vs District	School vs Province	Public Exam Mark	School vs District	School vs Province	Final Mark	School vs District	School vs Province
Average Score											
School											
District			76.8	q	q				76.8	q	q
Province			76.8						76.8		
Percent of Passes											
School											
District			100.0	P	P				100.0	P	P
Province			100.0						100.0		

Average Scores

Percent Passes



* Data from the High School Certification System. The results from supplementary courses are not reflected in these results. All students obtaining a score of 48 or 49 on the final mark, were adjusted to 50 and are reflected in the Final Mark column.



High School Course Results 2004-05

District 5 - Conseil scolaire francophone

#459 - Centre éducatif l'ENVOL, Labrador City

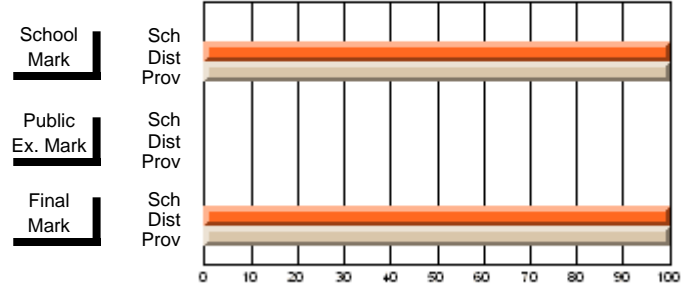
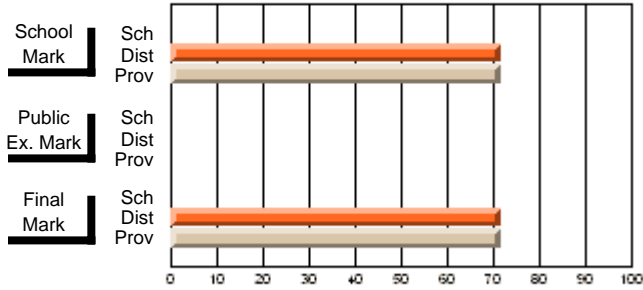
Grades: K-8,10-12

Subject: Science

Course: SCIENCES DE L'ENVIRONNEMENT 3235				School data has 5 or fewer students. Data withheld for reasons of confidentiality.						
# students in course: 1		School Mark			Public Exam Mark			Final Mark		
		School vs District	School vs Province	School vs District	School vs Province	School vs District	School vs Province	School vs District	School vs Province	
Average Score		School			Public Exam Mark			School		
District		71.5	P	P	District			71.5	P	P
Province		71.5			Province			71.5		
Percent of Passes		School			Public Exam Mark			School		
District		100.0	P	P	District			100.0	P	P
Province		100.0			Province			100.0		

Average Scores

Percent Passes



* Data from the High School Certification System. The results from supplementary courses are not reflected in these results. All students obtaining a score of 48 or 49 on the final mark, were adjusted to 50 and are reflected in the Final Mark column.



High School Course Results 2004-05

District 5 - Conseil scolaire francophone

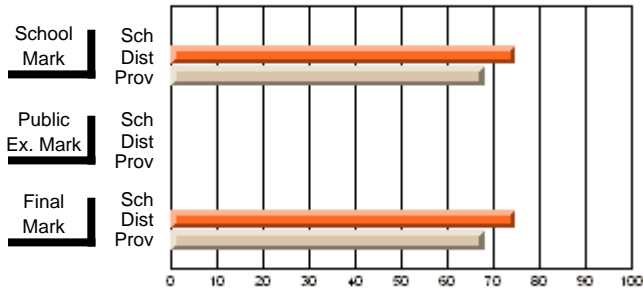
#459 - Centre éducatif l'ENVOL, Labrador City

Grades: K-8,10-12

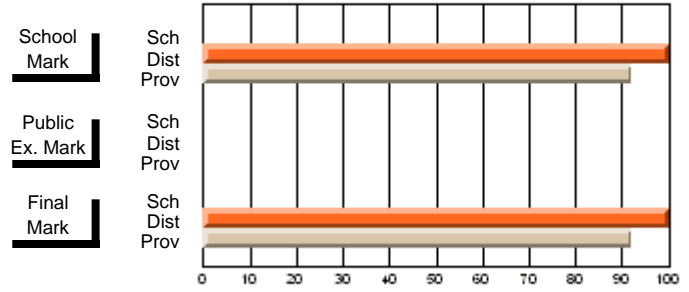
Subject: English Language

Course: ENGLISH 1201			School data has 5 or fewer students. Data withheld for reasons of confidentiality.						
# students in course: 2									
	School Mark	School vs District	School vs Province	Public Exam Mark	School vs District	School vs Province	Final Mark	School vs District	School vs Province
Average Score									
School									
District	74.7	q	q				74.7	q	q
Province	68.0						68.0		
Percent of Passes									
School									
District	100.0	P	P				100.0	P	P
Province	92.1						92.1		

Average Scores



Percent Passes



* Data from the High School Certification System. The results from supplementary courses are not reflected in these results. All students obtaining a score of 48 or 49 on the final mark, were adjusted to 50 and are reflected in the Final Mark column.



High School Course Results 2004-05

District 5 - Conseil scolaire francophone

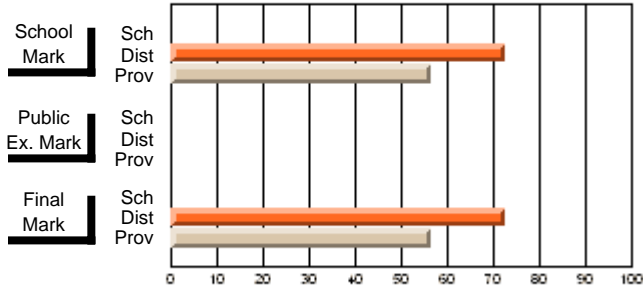
#459 - Centre éducatif l'ENVOL, Labrador City

Grades: K-8,10-12

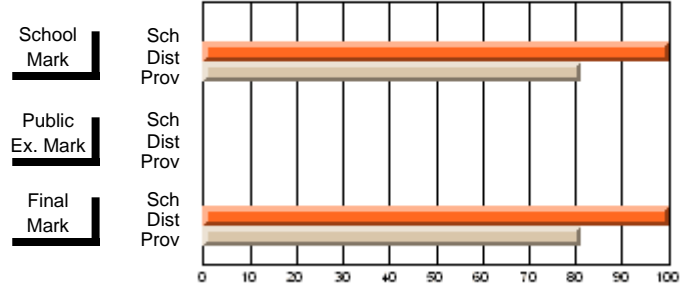
Subject: English Language

Course: ENGLISH 1202			School data has 5 or fewer students. Data withheld for reasons of confidentiality.						
# students in course: 2									
	School Mark	School vs District	School vs Province	Public Exam Mark	School vs District	School vs Province	Final Mark	School vs District	School vs Province
Average Score									
School									
District	72.5	P	P				72.5	P	P
Province	56.5						56.5		
Percent of Passes									
School									
District	100.0	P	P				100.0	P	P
Province	81.1						81.1		

Average Scores



Percent Passes



* Data from the High School Certification System. The results from supplementary courses are not reflected in these results. All students obtaining a score of 48 or 49 on the final mark, were adjusted to 50 and are reflected in the Final Mark column.



High School Course Results 2004-05

District 5 - Conseil scolaire francophone

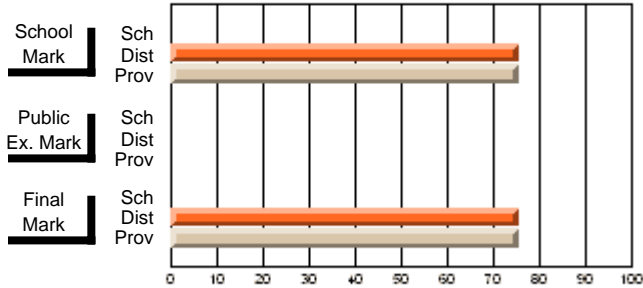
#460 - Centre scolaire et communautaire des Grands-Vents, S

Grades: K-4,6-11

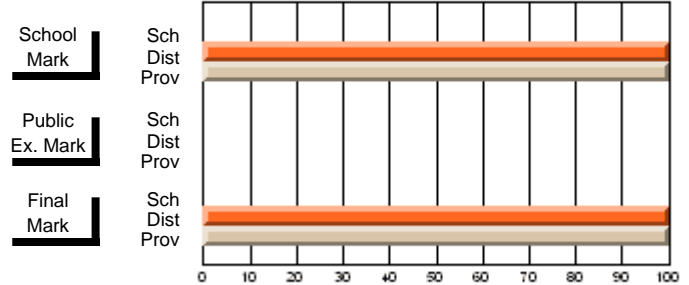
Subject: Technology Education

Course: LES APPLICATIONS DE L'INFORMAT 2130				School data has 5 or fewer students. Data withheld for reasons of confidentiality.					
# students in course: 2									
	School Mark	School vs District	School vs Province	Public Exam Mark	School vs District	School vs Province	Final Mark	School vs District	School vs Province
<u>Average Score</u>									
School									
District	75.4	P	P				75.4	P	P
Province	75.4						75.4		
<u>Percent of Passes</u>									
School									
District	100.0	P	P				100.0	P	P
Province	100.0						100.0		

Average Scores



Percent Passes



* Data from the High School Certification System. The results from supplementary courses are not reflected in these results. All students obtaining a score of 48 or 49 on the final mark, were adjusted to 50 and are reflected in the Final Mark column.



High School Course Results 2004-05

District 5 - Conseil scolaire francophone

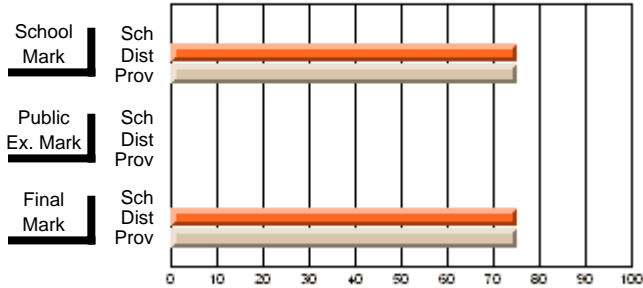
#460 - Centre scolaire et communautaire des Grands-Vents, S

Grades: K-4,6-11

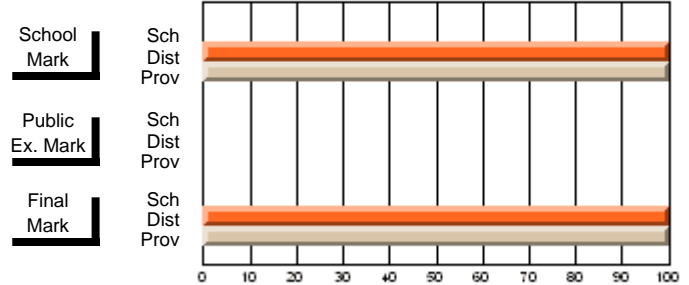
Subject: Mathematics

Course: MATHEMATIQUES 1231				School data has 5 or fewer students. Data withheld for reasons of confidentiality.								
# students in course: 1				School Mark			Public Exam Mark			Final Mark		
				School vs District	School vs Province	School vs District	School vs Province	School vs District	School vs Province	School vs District	School vs Province	
Average Score												
School												
District				75.0						75.0		
Province				P						P		
Percent of Passes												
School												
District				100.0						100.0		
Province				100.0						100.0		

Average Scores



Percent Passes



* Data from the High School Certification System. The results from supplementary courses are not reflected in these results. All students obtaining a score of 48 or 49 on the final mark, were adjusted to 50 and are reflected in the Final Mark column.



High School Course Results 2004-05

District 5 - Conseil scolaire francophone

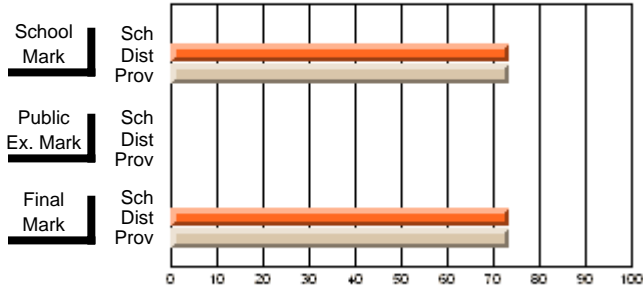
#460 - Centre scolaire et communautaire des Grands-Vents, S

Grades: K-4,6-11

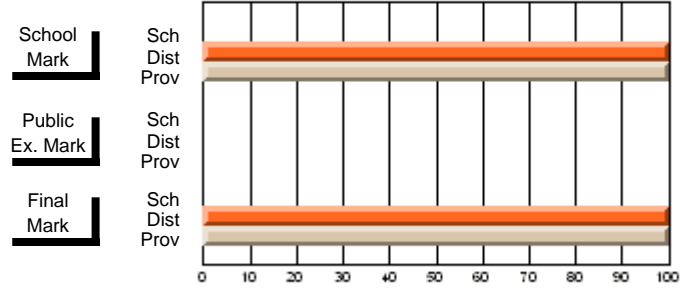
Subject: Mathematics

Course: MATHEMATICS 2231				School data has 5 or fewer students. Data withheld for reasons of confidentiality.								
# students in course: 2												
				School Mark	School vs District	School vs Province	Public Exam Mark	School vs District	School vs Province	Final Mark	School vs District	School vs Province
Average Score												
School												
District				73.5	P	P				73.5	P	P
Province				73.5						73.5		
Percent of Passes												
School												
District				100.0	P	P				100.0	P	P
Province				100.0						100.0		

Average Scores



Percent Passes



* Data from the High School Certification System. The results from supplementary courses are not reflected in these results. All students obtaining a score of 48 or 49 on the final mark, were adjusted to 50 and are reflected in the Final Mark column.



High School Course Results 2004-05

District 5 - Conseil scolaire francophone

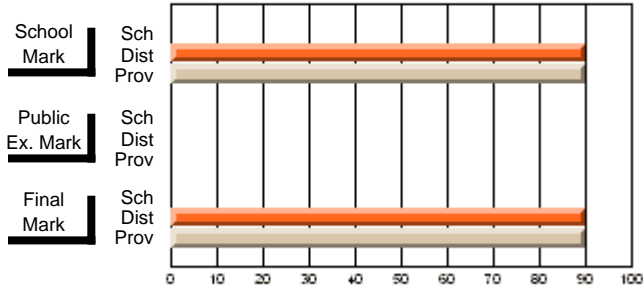
#460 - Centre scolaire et communautaire des Grands-Vents, S

Grades: K-4,6-11

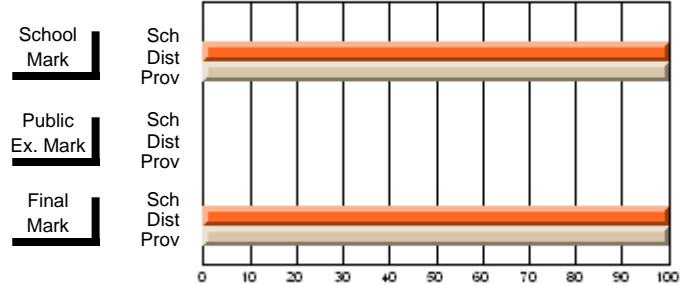
Subject: Physical Education

Course: EDUCATION PHYSIQUE 1243				School data has 5 or fewer students. Data withheld for reasons of confidentiality.								
# students in course: 1				School Mark			Public Exam Mark			Final Mark		
				School vs District	School vs Province	School vs District	School vs Province	School vs District	School vs Province	School vs District	School vs Province	
Average Score												
School												
District				90.0						90.0		
Province										90.0		
Percent of Passes												
School												
District				100.0						100.0		
Province										100.0		

Average Scores



Percent Passes



* Data from the High School Certification System. The results from supplementary courses are not reflected in these results. All students obtaining a score of 48 or 49 on the final mark, were adjusted to 50 and are reflected in the Final Mark column.



High School Course Results 2004-05

District 5 - Conseil scolaire francophone

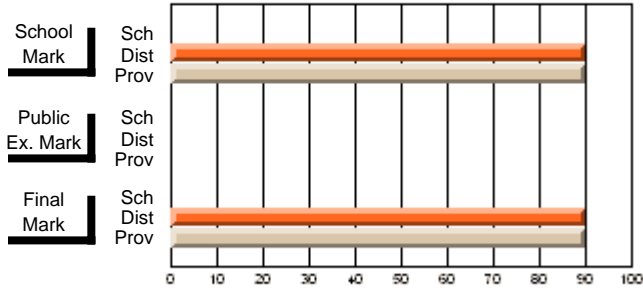
#460 - Centre scolaire et communautaire des Grands-Vents, S

Grades: K-4,6-11

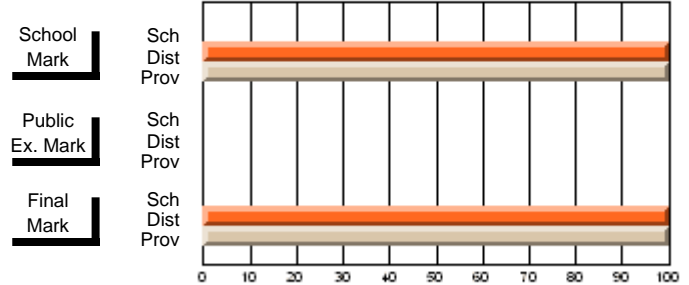
Subject: Physical Education

Course: EDUCATION PHYSIQUE 2243				School data has 5 or fewer students. Data withheld for reasons of confidentiality.								
# students in course: 2												
				School Mark	School vs District	School vs Province	Public Exam Mark	School vs District	School vs Province	Final Mark	School vs District	School vs Province
Average Score												
School												
District				90.0	q	q				90.0	q	q
Province				90.0						90.0		
Percent of Passes												
School												
District				100.0	P	P				100.0	P	P
Province				100.0						100.0		

Average Scores



Percent Passes



* Data from the High School Certification System. The results from supplementary courses are not reflected in these results. All students obtaining a score of 48 or 49 on the final mark, were adjusted to 50 and are reflected in the Final Mark column.



High School Course Results 2004-05

District 5 - Conseil scolaire francophone

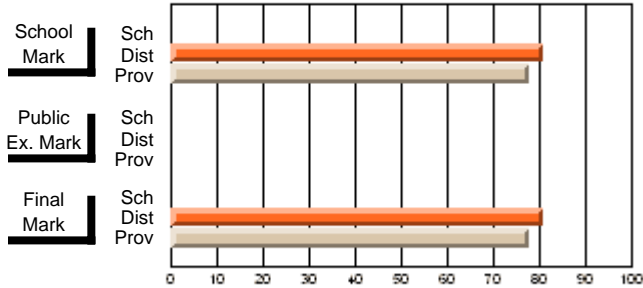
#460 - Centre scolaire et communautaire des Grands-Vents, S

Grades: K-4,6-11

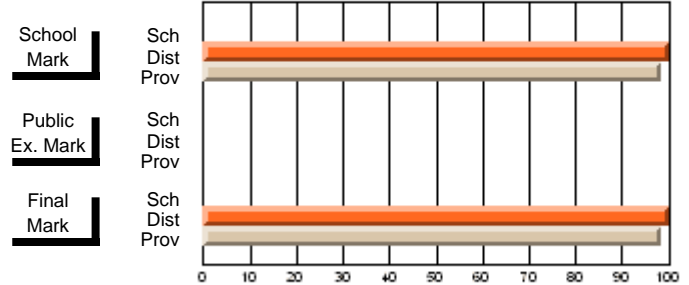
Subject: Social Studies

Course: GEOGRAPHIE DU CANADA 1232				School data has 5 or fewer students. Data withheld for reasons of confidentiality.								
# students in course: 3												
				School Mark	School vs District	School vs Province	Public Exam Mark	School vs District	School vs Province	Final Mark	School vs District	School vs Province
Average Score												
School												
District				80.9	P	P				80.9	P	P
Province				77.6						77.6		
Percent of Passes												
School												
District				100.0	P	P				100.0	P	P
Province				98.5						98.5		

Average Scores



Percent Passes



* Data from the High School Certification System. The results from supplementary courses are not reflected in these results. All students obtaining a score of 48 or 49 on the final mark, were adjusted to 50 and are reflected in the Final Mark column.



High School Course Results 2004-05

District 5 - Conseil scolaire francophone

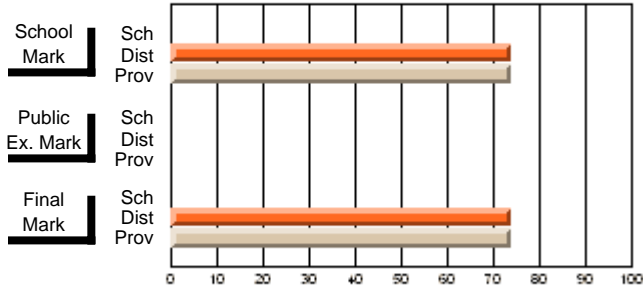
#460 - Centre scolaire et communautaire des Grands-Vents, S

Grades: K-4,6-11

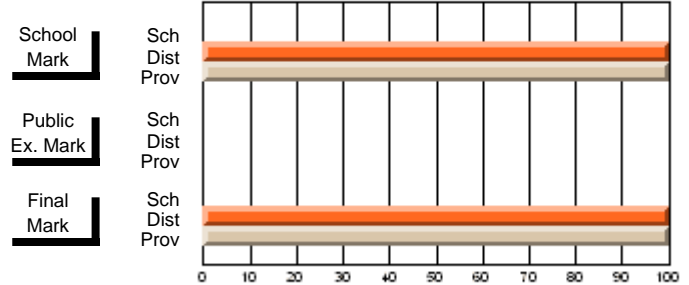
Subject: Social Studies

Course: DROIT CANADIEN 2134				School data has 5 or fewer students. Data withheld for reasons of confidentiality.								
# students in course: 1												
				School Mark	School vs District	School vs Province	Public Exam Mark	School vs District	School vs Province	Final Mark	School vs District	School vs Province
Average Score												
School												
District				73.9	P	P				73.9	P	P
Province				73.9						73.9		
Percent of Passes												
School												
District				100.0	P	P				100.0	P	P
Province				100.0						100.0		

Average Scores



Percent Passes



* Data from the High School Certification System. The results from supplementary courses are not reflected in these results. All students obtaining a score of 48 or 49 on the final mark, were adjusted to 50 and are reflected in the Final Mark column.



High School Course Results 2004-05

District 5 - Conseil scolaire francophone

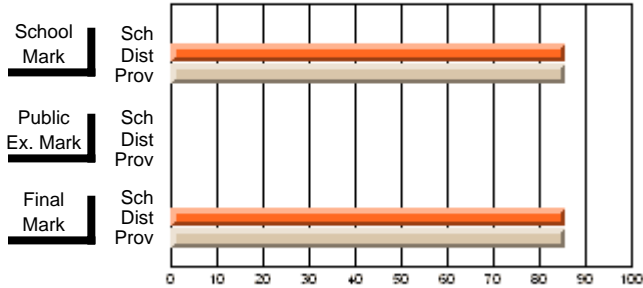
#460 - Centre scolaire et communautaire des Grands-Vents, S

Grades: K-4,6-11

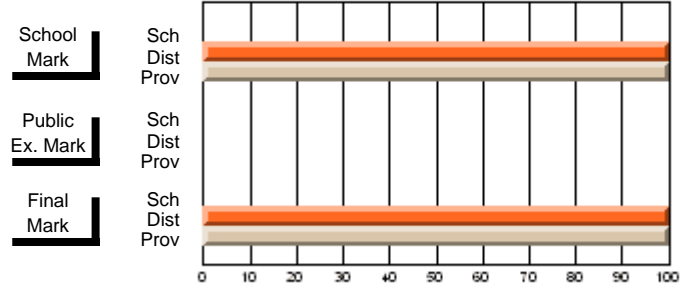
Subject: Français langue première

Course: FRENCH FIRST LANGUAGE 1230				School data has 5 or fewer students. Data withheld for reasons of confidentiality.								
# students in course: 1												
				School Mark	School vs District	School vs Province	Public Exam Mark	School vs District	School vs Province	Final Mark	School vs District	School vs Province
Average Score												
School												
District				85.7	P	P				85.7	P	P
Province				85.7						85.7		
Percent of Passes												
School												
District				100.0	P	P				100.0	P	P
Province				100.0						100.0		

Average Scores



Percent Passes



* Data from the High School Certification System. The results from supplementary courses are not reflected in these results. All students obtaining a score of 48 or 49 on the final mark, were adjusted to 50 and are reflected in the Final Mark column.



High School Course Results 2004-05

District 5 - Conseil scolaire francophone

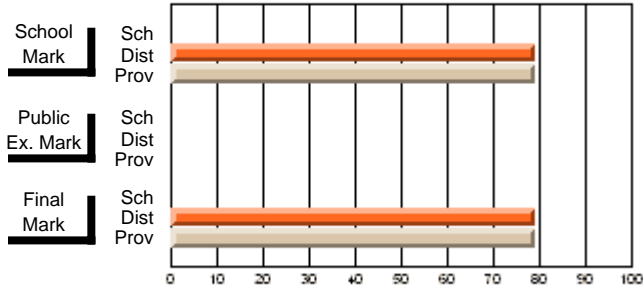
#460 - Centre scolaire et communautaire des Grands-Vents, S

Grades: K-4,6-11

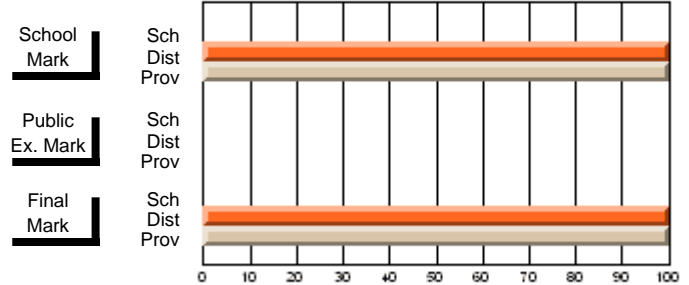
Subject: Français langue première

Course: FRENCH FIRST LANGUAGE 2230				School data has 5 or fewer students. Data withheld for reasons of confidentiality.								
# students in course: 2												
				School Mark	School vs District	School vs Province	Public Exam Mark	School vs District	School vs Province	Final Mark	School vs District	School vs Province
Average Score												
School												
District				79.2	P	P				79.2	P	P
Province				79.2						79.2		
Percent of Passes												
School												
District				100.0	P	P				100.0	P	P
Province				100.0						100.0		

Average Scores



Percent Passes



* Data from the High School Certification System. The results from supplementary courses are not reflected in these results. All students obtaining a score of 48 or 49 on the final mark, were adjusted to 50 and are reflected in the Final Mark column.



High School Course Results 2004-05

District 5 - Conseil scolaire francophone

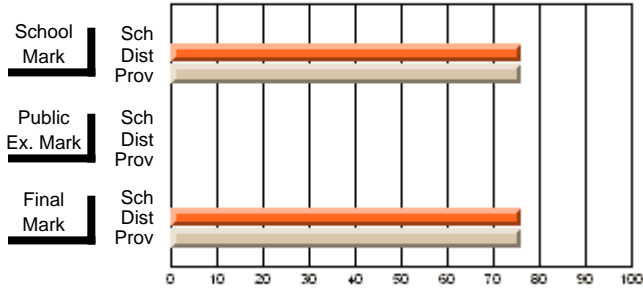
#460 - Centre scolaire et communautaire des Grands-Vents, S

Grades: K-4,6-11

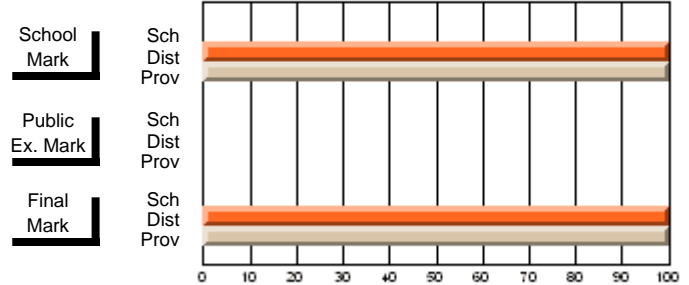
Subject: Science

Course: BIOLOGIE 2231			School data has 5 or fewer students. Data withheld for reasons of confidentiality.								
# students in course: 1											
			School Mark	School vs District	School vs Province	Public Exam Mark	School vs District	School vs Province	Final Mark	School vs District	School vs Province
Average Score											
School											
District			76.0	P	P				76.0	P	P
Province			76.0						76.0		
Percent of Passes											
School											
District			100.0	P	P				100.0	P	P
Province			100.0						100.0		

Average Scores



Percent Passes



* Data from the High School Certification System. The results from supplementary courses are not reflected in these results. All students obtaining a score of 48 or 49 on the final mark, were adjusted to 50 and are reflected in the Final Mark column.



High School Course Results 2004-05

District 5 - Conseil scolaire francophone

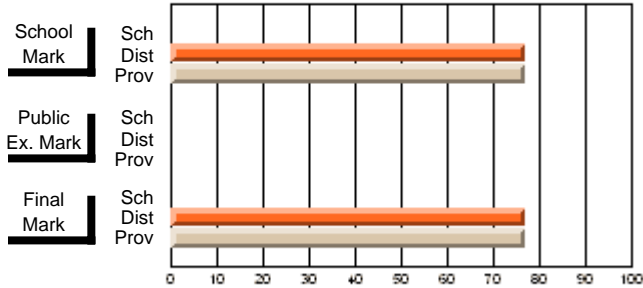
#460 - Centre scolaire et communautaire des Grands-Vents, S

Grades: K-4,6-11

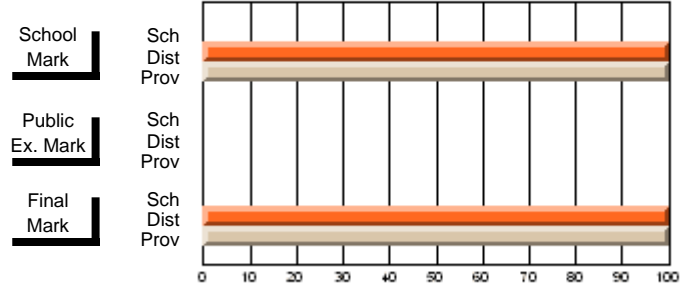
Subject: Science

Course: CHIMIE 2239			School data has 5 or fewer students. Data withheld for reasons of confidentiality.								
# students in course: 2											
			School Mark	School vs District	School vs Province	Public Exam Mark	School vs District	School vs Province	Final Mark	School vs District	School vs Province
Average Score											
School											
District			76.8	q	q				76.8	q	q
Province			76.8						76.8		
Percent of Passes											
School											
District			100.0	P	P				100.0	P	P
Province			100.0						100.0		

Average Scores



Percent Passes



* Data from the High School Certification System. The results from supplementary courses are not reflected in these results. All students obtaining a score of 48 or 49 on the final mark, were adjusted to 50 and are reflected in the Final Mark column.



High School Course Results 2004-05

District 5 - Conseil scolaire francophone

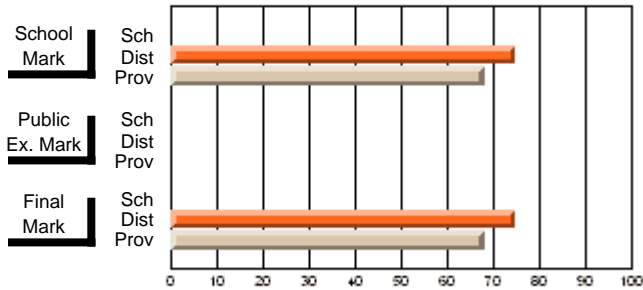
#460 - Centre scolaire et communautaire des Grands-Vents, S

Grades: K-4,6-11

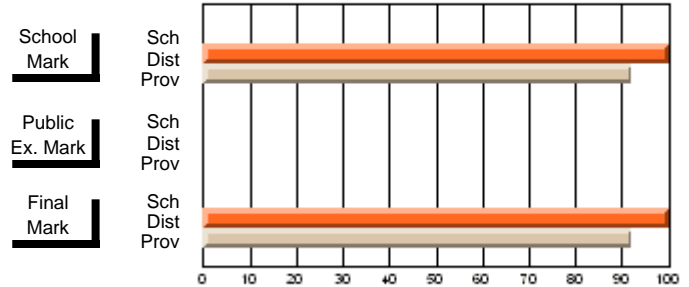
Subject: English Language

Course: ENGLISH 1201			School data has 5 or fewer students. Data withheld for reasons of confidentiality.								
# students in course: 1			School Mark			Public Exam Mark			Final Mark		
			School vs District	School vs Province	School vs District	School vs Province	School vs District	School vs Province	School vs District	School vs Province	
Average Score											
School											
District			74.7						74.7		
Province			68.0						68.0		
Percent of Passes											
School											
District			100.0						100.0		
Province			92.1						92.1		

Average Scores



Percent Passes



* Data from the High School Certification System. The results from supplementary courses are not reflected in these results. All students obtaining a score of 48 or 49 on the final mark, were adjusted to 50 and are reflected in the Final Mark column.



High School Course Results 2004-05

District 5 - Conseil scolaire francophone

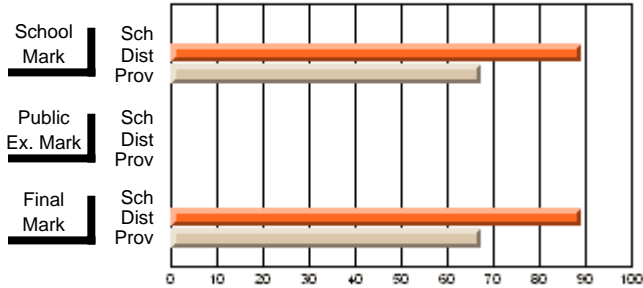
#460 - Centre scolaire et communautaire des Grands-Vents, S

Grades: K-4,6-11

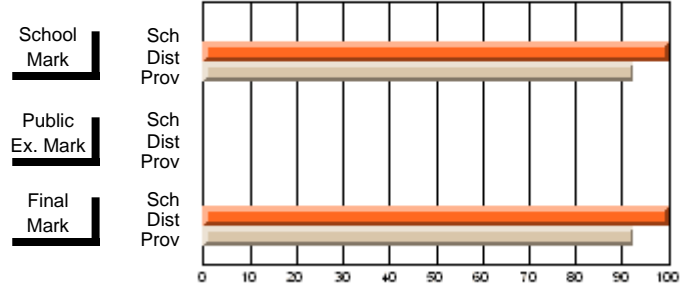
Subject: English Language

Course: ENGLISH 2201			School data has 5 or fewer students. Data withheld for reasons of confidentiality.								
# students in course: 1											
			School Mark	School vs District	School vs Province	Public Exam Mark	School vs District	School vs Province	Final Mark	School vs District	School vs Province
Average Score											
School											
District			89.0	P	P				89.0	P	P
Province			67.3						67.3		
Percent of Passes											
School											
District			100.0	P	P				100.0	P	P
Province			92.5						92.5		

Average Scores



Percent Passes



* Data from the High School Certification System. The results from supplementary courses are not reflected in these results. All students obtaining a score of 48 or 49 on the final mark, were adjusted to 50 and are reflected in the Final Mark column.



High School Course Results 2004-05

District 5 - Conseil scolaire francophone

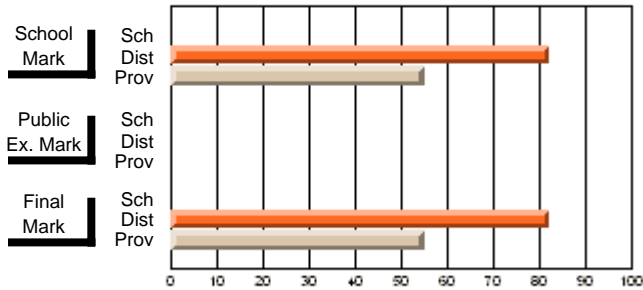
#460 - Centre scolaire et communautaire des Grands-Vents, S

Grades: K-4,6-11

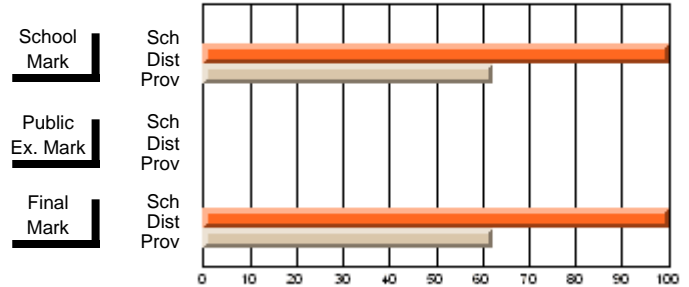
Subject: English Language

Course: ENGLISH SECOND LANGUAGE 2205				School data has 5 or fewer students. Data withheld for reasons of confidentiality.											
# students in course: 1															
				School Mark	School vs District	School vs Province				Public Exam Mark	School vs District	School vs Province	Final Mark	School vs District	School vs Province
Average Score															
School															
District				82.0	P	P							82.0	P	P
Province				55.0									55.0		
Percent of Passes															
School															
District				100.0	P	P							100.0	P	P
Province				62.1									62.1		

Average Scores



Percent Passes



* Data from the High School Certification System. The results from supplementary courses are not reflected in these results. All students obtaining a score of 48 or 49 on the final mark, were adjusted to 50 and are reflected in the Final Mark column.