



**School Description Report
2003-04**

District 1 - Labrador

#008 - A. P. Low Primary, Labrador City

Classification: Urban Community/Labrador Region*
Offers Distance Education: No

Grades: K-3

Number of Grades: 4

[School FTE PTR : 13.1](#)

[District FTE PTR : 12.4](#)

[Provincial FTE PTR : 13.5](#)

[FTE Teachers](#) *** : 30.0

Enrolment By Age and Gender

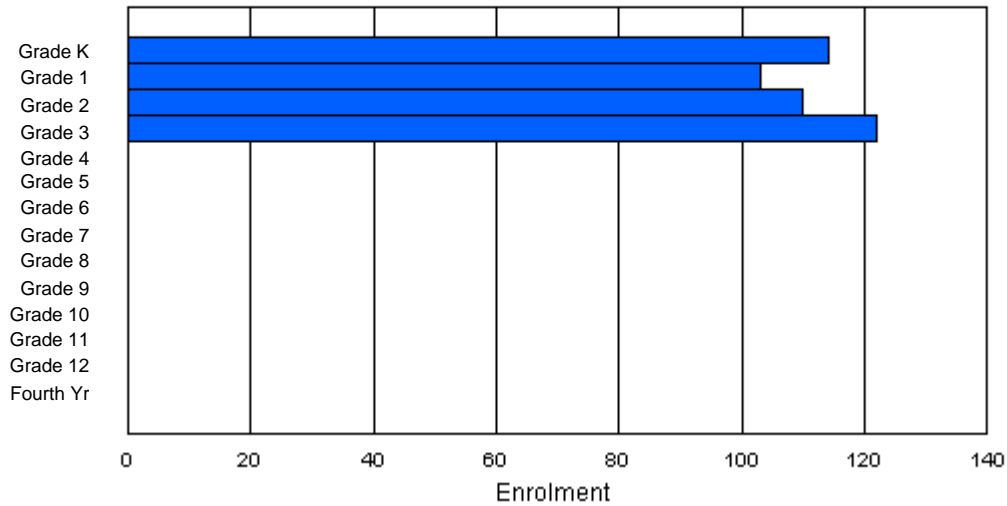
Gender	Age																Total
	5	6	7	8	9	10	11	12	13	14	15	16	17	18	19	20>	
Male	66	59	59	55	1	0	0	0	0	0	0	0	0	0	0	0	240
Female	48	43	52	65	1	0	0	0	0	0	0	0	0	0	0	0	209
Total	114	102	111	120	2	0	0	0	0	0	0	0	0	0	0	0	449

Enrolment By Grade and Gender

Gender	Grade														Total
	K	1	2	3	4	5	6	7	8	9	10	11	12	4th	
Male	66	59	59	56	0	0	0	0	0	0	0	0	0	0	240
Female	48	44	51	66	0	0	0	0	0	0	0	0	0	0	209
Total	114	103	110	122	0	0	0	0	0	0	0	0	0	0	449

Enrolment By Grade

For A. P. Low Primary



* Data from the 2003-2004 AGR(Enrolment/Age as of the last day in Sept./Dec.)

** Newfoundland Statistics Classification System

*** May include itinerant teachers



**School Description Report
2003-04**

District 1 - Labrador

#007 - Amos Comenius Memorial School, Hopedale

Classification: Rural Community/Labrador Region**
Offers Distance Education: No

Grades: K-12

Number of Grades: 13

[School FTE PTR : 9.3](#)
[District FTE PTR : 12.4](#)
[Provincial FTE PTR : 13.5](#)

[FTE Teachers](#) *** : 19.0

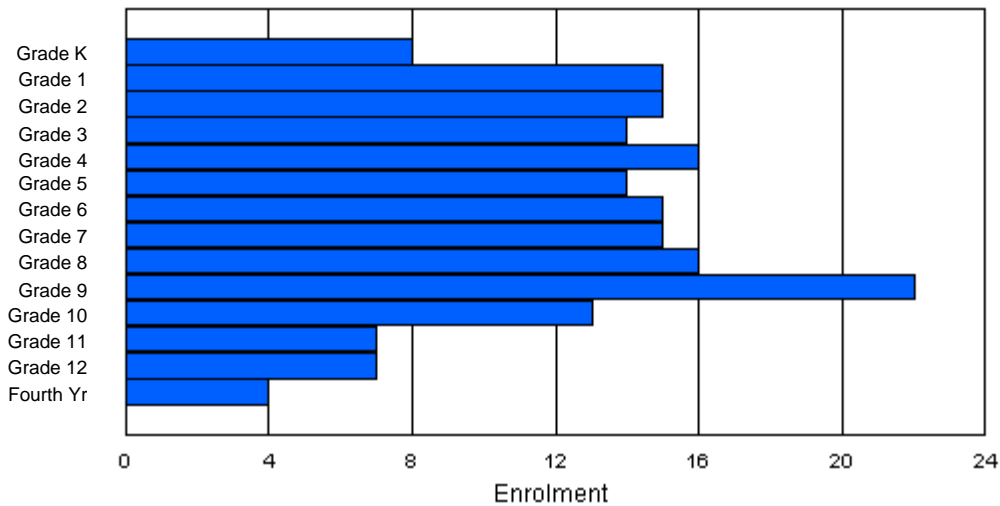
Enrolment By Age and Gender

Gender	Age																Total
	5	6	7	8	9	10	11	12	13	14	15	16	17	18	19	20>	
Male	2	10	8	4	7	11	8	2	6	12	9	8	2	3	1	0	93
Female	1	10	5	7	6	6	9	4	7	9	8	8	4	4	0	0	88
Total	3	20	13	11	13	17	17	6	13	21	17	16	6	7	1	0	181

Enrolment By Grade and Gender

Gender	Grade														Total
	K	1	2	3	4	5	6	7	8	9	10	11	12	4th	
Male	6	9	6	6	10	8	7	9	6	9	7	5	5	0	93
Female	2	6	9	8	6	6	8	6	10	13	6	2	2	4	88
Total	8	15	15	14	16	14	15	15	16	22	13	7	7	4	181

Enrolment By Grade
For Amos Comenius Memorial School



* Data from the 2003-2004 AGR(Enrolment/Age as of the last day in Sept./Dec.)

** Newfoundland Statistics Classification System

*** May include itinerant teachers



**School Description Report
2003-04**

District 1 - Labrador

#016 - B.L. Morrison, Postville

Classification: Rural Community/Labrador Region**
Offers Distance Education: Yes

Grades: K-12

Number of Grades: 13

[School FTE PTR : 9.0](#)
[District FTE PTR : 12.4](#)
[Provincial FTE PTR : 13.5](#)

[FTE Teachers](#) *** : 7.0

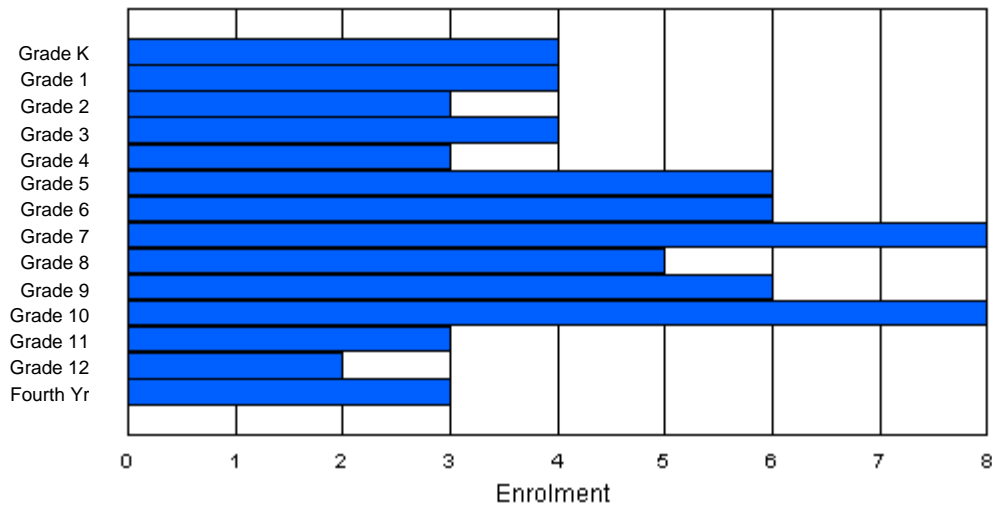
Enrolment By Age and Gender

Gender	Age																Total
	5	6	7	8	9	10	11	12	13	14	15	16	17	18	19	20>	
Male	2	3	0	1	2	4	5	4	1	3	3	2	1	2	0	0	33
Female	2	3	3	1	2	1	4	2	4	1	4	2	1	1	1	0	32
Total	4	6	3	2	4	5	9	6	5	4	7	4	2	3	1	0	65

Enrolment By Grade and Gender

Gender	Grade														Total
	K	1	2	3	4	5	6	7	8	9	10	11	12	4th	
Male	2	3	0	1	2	4	2	6	2	3	4	1	1	2	33
Female	2	1	3	3	1	2	4	2	3	3	4	2	1	1	32
Total	4	4	3	4	3	6	6	8	5	6	8	3	2	3	65

Enrolment By Grade
For B.L. Morrison



* Data from the 2003-2004 AGR(Enrolment/Age as of the last day in Sept./Dec.)

** Newfoundland Statistics Classification System

*** May include itinerant teachers



**School Description Report
2003-04**

District 1 - Labrador

#002 - Henry Gordon Academy, Cartwright

Classification: Rural Community/Labrador Region**
Offers Distance Education: Yes

Grades: K-12

Number of Grades: 13

[School FTE PTR : 8.6](#)

[District FTE PTR : 12.4](#)

[Provincial FTE PTR : 13.5](#)

[FTE Teachers](#) *** : 12.0

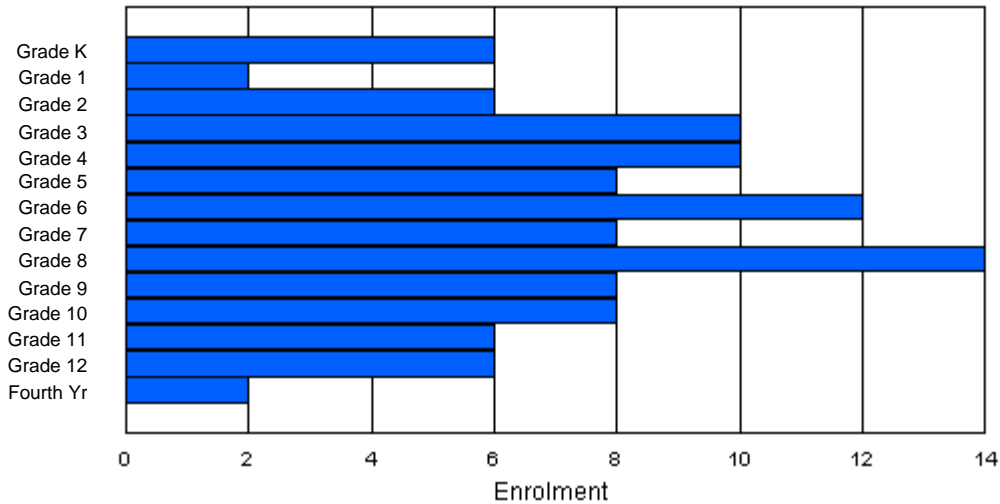
Enrolment By Age and Gender

Gender	Age																	Total
	5	6	7	8	9	10	11	12	13	14	15	16	17	18	19	20>		
Male	2	2	4	5	3	7	6	5	5	3	4	2	1	4	0	0	53	
Female	4	0	2	5	3	3	6	2	9	3	2	5	6	2	1	0	53	
Total	6	2	6	10	6	10	12	7	14	6	6	7	7	6	1	0	106	

Enrolment By Grade and Gender

Gender	Grade															Total
	K	1	2	3	4	5	6	7	8	9	10	11	12	4th		
Male	2	2	4	5	6	5	7	6	4	4	4	1	1	2	53	
Female	4	0	2	5	4	3	5	2	10	4	4	5	5	0	53	
Total	6	2	6	10	10	8	12	8	14	8	8	6	6	2	106	

Enrolment By Grade
For Henry Gordon Academy



* Data from the 2003-2004 AGR(Enrolment/Age as of the last day in Sept./Dec.)

** Newfoundland Statistics Classification System

*** May include itinerant teachers



**School Description Report
2003-04**

District 1 - Labrador

#012 - J.C. Erhardt Memorial School, Makkovik

Classification: Rural Community/Labrador Region**
Offers Distance Education: Yes

Grades: K-12

Number of Grades: 13

[School FTE PTR : 8.1](#)

[District FTE PTR : 12.4](#)

[Provincial FTE PTR : 13.5](#)

[FTE Teachers](#) *** : 12.0

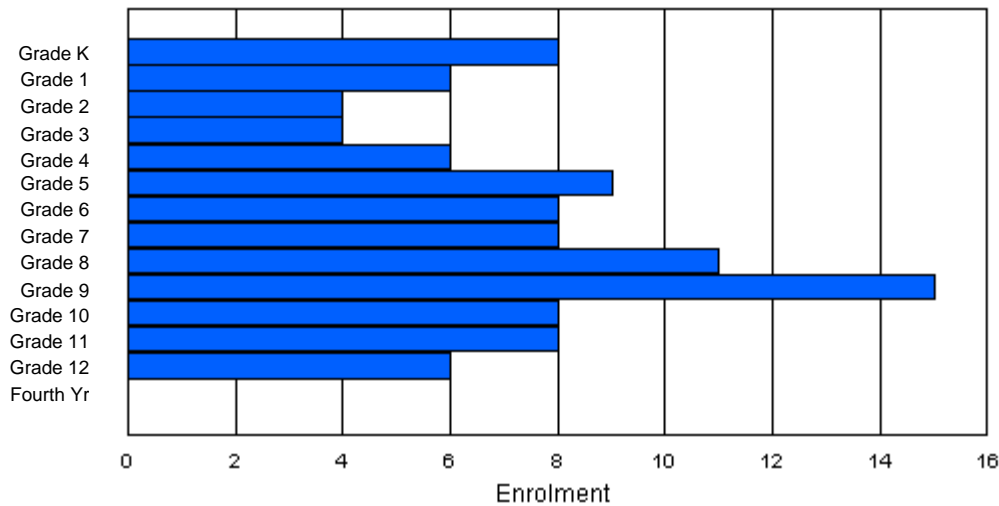
Enrolment By Age and Gender

Gender	Age																	Total
	5	6	7	8	9	10	11	12	13	14	15	16	17	18	19	20>		
Male	2	4	3	1	5	3	5	4	4	3	7	4	4	2	0	0	51	
Female	6	2	2	0	3	5	3	4	6	6	5	3	4	1	0	0	50	
Total	8	6	5	1	8	8	8	8	10	9	12	7	8	3	0	0	101	

Enrolment By Grade and Gender

Gender	Grade															Total
	K	1	2	3	4	5	6	7	8	9	10	11	12	4th		
Male	2	4	3	2	4	4	5	3	4	9	3	6	2	0	51	
Female	6	2	1	2	2	5	3	5	7	6	5	2	4	0	50	
Total	8	6	4	4	6	9	8	8	11	15	8	8	6	0	101	

Enrolment By Grade
For J.C. Erhardt Memorial School



* Data from the 2003-2004 AGR(Enrolment/Age as of the last day in Sept./Dec.)

** Newfoundland Statistics Classification System

*** May include itinerant teachers



**School Description Report
2003-04**

District 1 - Labrador

#381 - J.R. Smallwood Middle School, Wabush

Classification: Urban Community/Labrador Region*
Offers Distance Education: No

Grades: 4-7

Number of Grades: 4

[School FTE PTR : 14.7](#)

[District FTE PTR : 12.4](#)

[Provincial FTE PTR : 13.5](#)

[FTE Teachers](#) *** : 30.5

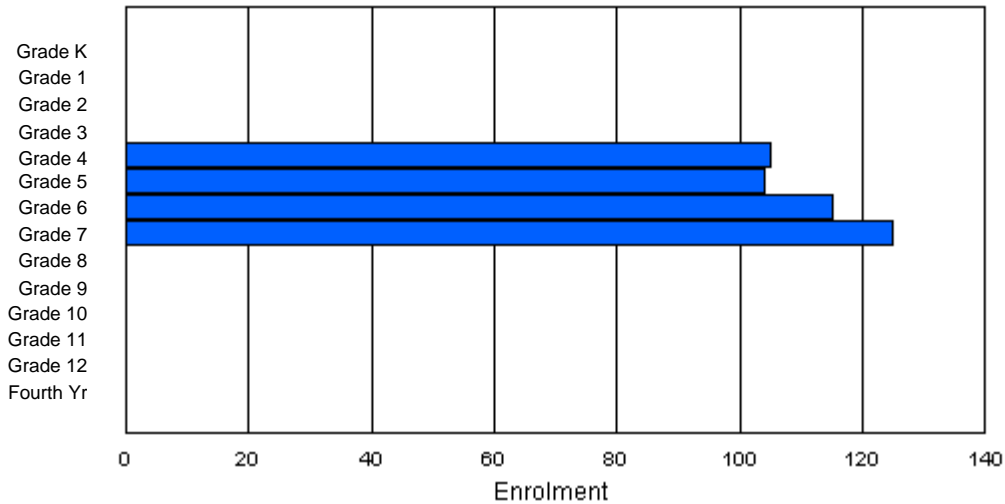
Enrolment By Age and Gender

Gender	Age																Total
	5	6	7	8	9	10	11	12	13	14	15	16	17	18	19	20>	
Male	0	0	0	0	49	64	69	55	6	0	0	0	0	0	0	0	243
Female	0	0	0	0	50	42	46	66	2	0	0	0	0	0	0	0	206
Total	0	0	0	0	99	106	115	121	8	0	0	0	0	0	0	0	449

Enrolment By Grade and Gender

Gender	Grade														Total
	K	1	2	3	4	5	6	7	8	9	10	11	12	4th	
Male	0	0	0	0	53	63	68	59	0	0	0	0	0	0	243
Female	0	0	0	0	52	41	47	66	0	0	0	0	0	0	206
Total	0	0	0	0	105	104	115	125	0	0	0	0	0	0	449

Enrolment By Grade
For J.R. Smallwood Middle School



* Data from the 2003-2004 AGR(Enrolment/Age as of the last day in Sept./Dec.)

** Newfoundland Statistics Classification System

*** May include itinerant teachers



**School Description Report
2003-04**

District 1 - Labrador

#014 - Jens Haven Memorial, Nain

Classification: Rural Community/Labrador Region**
Offers Distance Education: Yes

Grades: K-12

Number of Grades: 13

[School FTE PTR : 10.2](#)

[District FTE PTR : 12.4](#)

[Provincial FTE PTR : 13.5](#)

[FTE Teachers](#) *** : 33.0

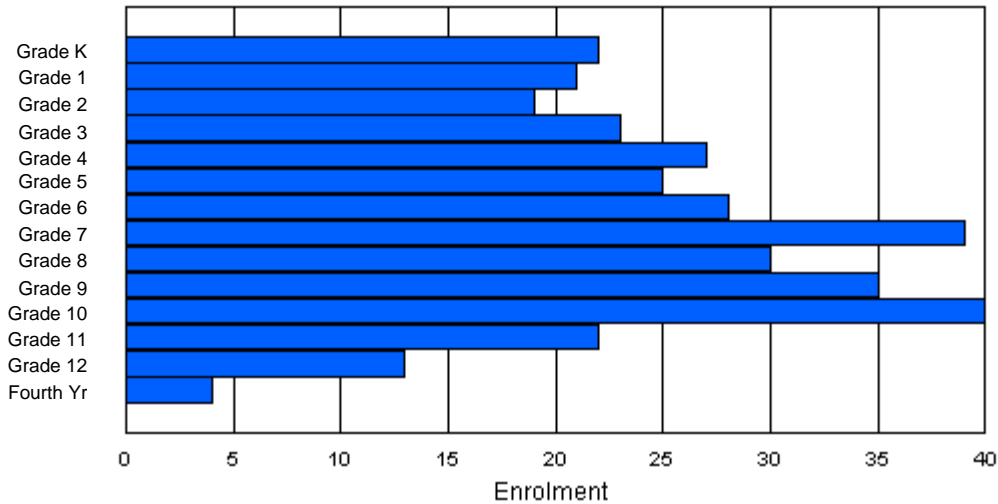
Enrolment By Age and Gender

Gender	Age																	Total
	5	6	7	8	9	10	11	12	13	14	15	16	17	18	19	20>		
Male	7	9	10	13	15	12	14	12	16	17	13	13	6	10	3	1	171	
Female	15	8	10	11	12	10	10	18	13	22	17	14	13	1	2	1	177	
Total	22	17	20	24	27	22	24	30	29	39	30	27	19	11	5	2	348	

Enrolment By Grade and Gender

Gender	Grade														Total
	K	1	2	3	4	5	6	7	8	9	10	11	12	4th	
Male	7	13	7	12	15	15	15	20	13	16	17	12	6	3	171
Female	15	8	12	11	12	10	13	19	17	19	23	10	7	1	177
Total	22	21	19	23	27	25	28	39	30	35	40	22	13	4	348

Enrolment By Grade
For Jens Haven Memorial



* Data from the 2003-2004 AGR(Enrolment/Age as of the last day in Sept./Dec.)

** Newfoundland Statistics Classification System

*** May include itinerant teachers



**School Description Report
2003-04**

District 1 - Labrador

#015 - Lake Melville School, North West River

Classification: Rural Community/Labrador Region**
Offers Distance Education: Yes

Grades: K-12

Number of Grades: 13

[School FTE PTR : 8.5](#)
[District FTE PTR : 12.4](#)
[Provincial FTE PTR : 13.5](#)

[FTE Teachers](#) *** : 13.5

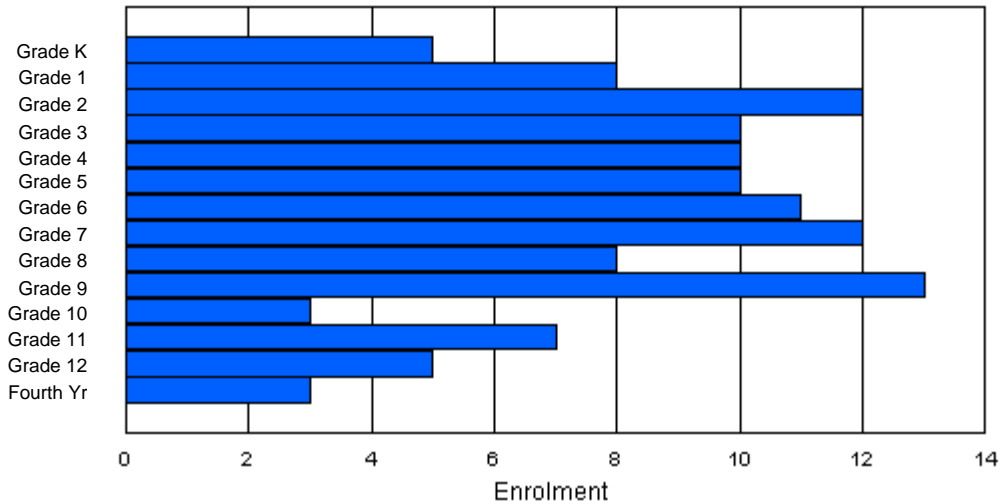
Enrolment By Age and Gender

Gender	Age																	Total
	5	6	7	8	9	10	11	12	13	14	15	16	17	18	19	20>		
Male	1	4	3	6	2	3	7	6	6	6	2	5	2	1	0	0	54	
Female	4	4	8	5	8	5	4	3	2	8	2	2	6	0	2	0	63	
Total	5	8	11	11	10	8	11	9	8	14	4	7	8	1	2	0	117	

Enrolment By Grade and Gender

Gender	Grade															Total
	K	1	2	3	4	5	6	7	8	9	10	11	12	4th		
Male	1	4	4	5	2	5	7	7	6	6	1	4	1	1	54	
Female	4	4	8	5	8	5	4	5	2	7	2	3	4	2	63	
Total	5	8	12	10	10	10	11	12	8	13	3	7	5	3	117	

Enrolment By Grade
For Lake Melville School



* Data from the 2003-2004 AGR(Enrolment/Age as of the last day in Sept./Dec.)

** Newfoundland Statistics Classification System

*** May include itinerant teachers



**School Description Report
2003-04**

District 1 - Labrador

#477 - Mealy Mountain Collegiate, Happy Valley-Goose Bay

Classification: Urban Community/Labrador Region*
Offers Distance Education: No

Grades: 8-12

Number of Grades: 5

[School FTE PTR : 16.8](#)

[District FTE PTR : 12.4](#)

[Provincial FTE PTR : 13.5](#)

[FTE Teachers](#) *** : 39.5

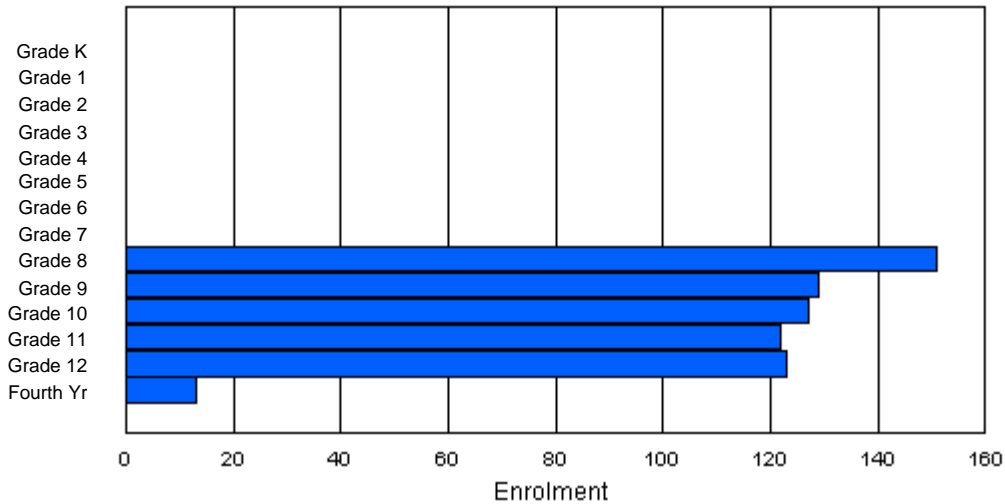
Enrolment By Age and Gender

Gender	Age																	Total
	5	6	7	8	9	10	11	12	13	14	15	16	17	18	19	20>		
Male	0	0	0	0	0	0	0	0	62	59	55	59	53	23	6	1	318	
Female	0	0	0	0	0	0	0	1	62	73	71	64	56	13	6	1	347	
Total	0	0	0	0	0	0	0	1	124	132	126	123	109	36	12	2	665	

Enrolment By Grade and Gender

Gender	Grade															Total
	K	1	2	3	4	5	6	7	8	9	10	11	12	4th		
Male	0	0	0	0	0	0	0	0	78	53	54	61	61	11	318	
Female	0	0	0	0	0	0	0	0	73	76	73	61	62	2	347	
Total	0	0	0	0	0	0	0	0	151	129	127	122	123	13	665	

Enrolment By Grade
For Mealy Mountain Collegiate



* Data from the 2003-2004 AGR(Enrolment/Age as of the last day in Sept./Dec.)

** Newfoundland Statistics Classification System

*** May include itinerant teachers



**School Description Report
2003-04**

District 1 - Labrador

#010 - Menihek High School, Labrador City

Classification: Urban Community/Labrador Region*
Offers Distance Education: No

Grades: 8-12

Number of Grades: 5

[School FTE PTR : 17.1](#)

[District FTE PTR : 12.4](#)

[Provincial FTE PTR : 13.5](#)

[FTE Teachers](#) *** : 37.0

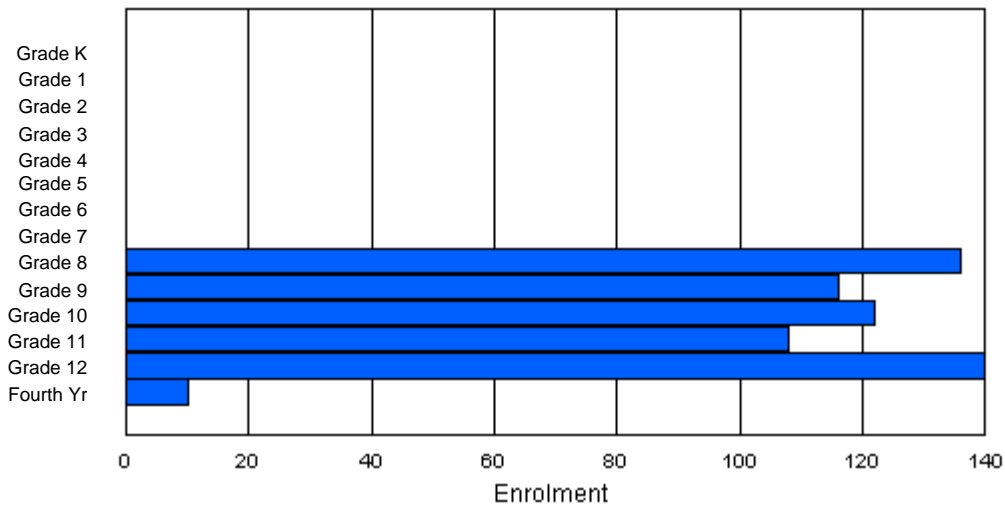
Enrolment By Age and Gender

Gender	Age																	Total
	5	6	7	8	9	10	11	12	13	14	15	16	17	18	19	20>		
Male	0	0	0	0	0	0	0	0	61	63	65	56	64	20	3	1	333	
Female	0	0	0	0	0	0	0	2	65	48	58	53	63	9	0	1	299	
Total	0	0	0	0	0	0	0	2	126	111	123	109	127	29	3	2	632	

Enrolment By Grade and Gender

Gender	Grade															Total
	K	1	2	3	4	5	6	7	8	9	10	11	12	4th		
Male	0	0	0	0	0	0	0	0	67	67	64	58	69	8	333	
Female	0	0	0	0	0	0	0	0	69	49	58	50	71	2	299	
Total	0	0	0	0	0	0	0	0	136	116	122	108	140	10	632	

Enrolment By Grade
For Menihek High School



* Data from the 2003-2004 AGR(Enrolment/Age as of the last day in Sept./Dec.)

** Newfoundland Statistics Classification System

*** May include itinerant teachers



**School Description Report
2003-04**

District 1 - Labrador

#013 - Mud Lake School, Mud Lake

Classification: Rural Community/Labrador Region**
Offers Distance Education: No

Grades: 1,2,4,7,8

Number of Grades: 5

[School FTE PTR : 3.0](#)

[District FTE PTR : 12.4](#)

[Provincial FTE PTR : 13.5](#)

[FTE Teachers](#) *** : 2.0

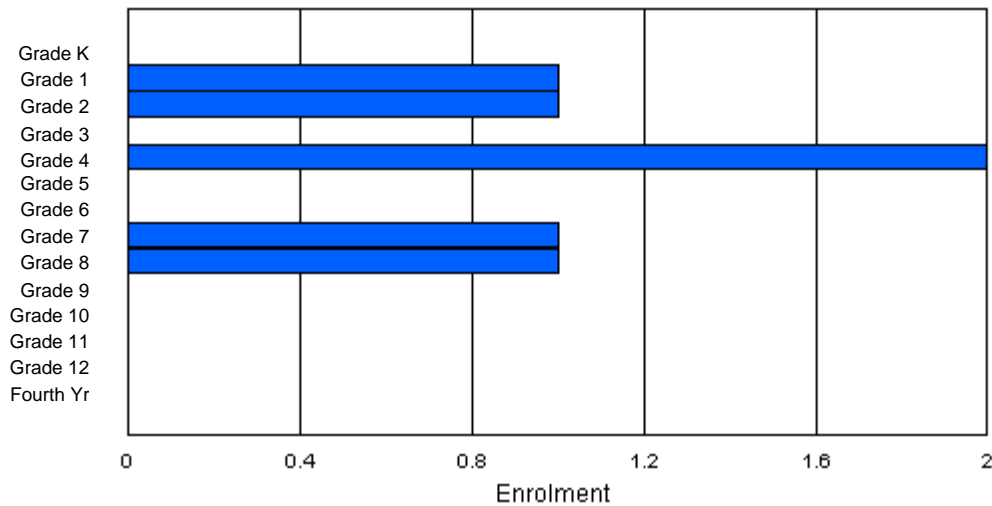
Enrolment By Age and Gender

Gender	Age																Total
	5	6	7	8	9	10	11	12	13	14	15	16	17	18	19	20>	
Male	0	0	0	0	0	0	0	1	0	0	0	0	0	0	0	0	1
Female	0	1	1	0	2	0	0	0	1	0	0	0	0	0	0	0	5
Total	0	1	1	0	2	0	0	1	1	0	0	0	0	0	0	0	6

Enrolment By Grade and Gender

Gender	Grade														Total
	K	1	2	3	4	5	6	7	8	9	10	11	12	4th	
Male	0	0	0	0	0	0	0	1	0	0	0	0	0	0	1
Female	0	1	1	0	2	0	0	0	1	0	0	0	0	0	5
Total	0	1	1	0	2	0	0	1	1	0	0	0	0	0	6

Enrolment By Grade
For Mud Lake School



* Data from the 2003-2004 AGR(Enrolment/Age as of the last day in Sept./Dec.)

** Newfoundland Statistics Classification System

*** May include itinerant teachers



**School Description Report
2003-04**

District 1 - Labrador

#017 - Northern Lights Academy, Rigolet

Classification: Rural Community/Labrador Region**
Offers Distance Education: Yes

Grades: K-12

Number of Grades: 13

[School FTE PTR : 8.3](#)

[District FTE PTR : 12.4](#)

[Provincial FTE PTR : 13.5](#)

[FTE Teachers](#) *** : 8.0

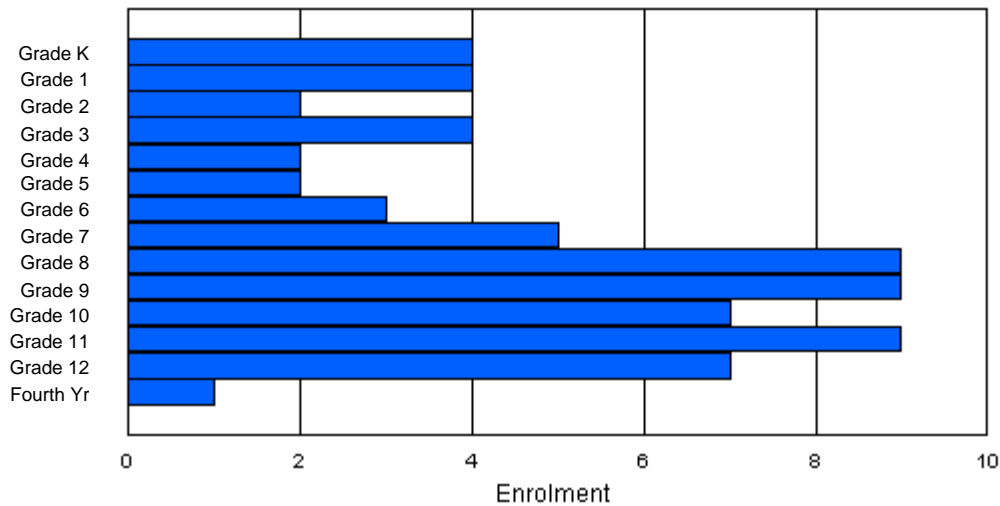
Enrolment By Age and Gender

Gender	Age																Total
	5	6	7	8	9	10	11	12	13	14	15	16	17	18	19	20>	
Male	2	3	2	2	2	0	0	0	4	5	5	2	2	2	0	1	32
Female	2	0	1	0	2	2	3	2	3	5	3	6	6	0	0	1	36
Total	4	3	3	2	4	2	3	2	7	10	8	8	8	2	0	2	68

Enrolment By Grade and Gender

Gender	Grade														Total
	K	1	2	3	4	5	6	7	8	9	10	11	12	4th	
Male	2	4	1	3	1	0	0	2	6	4	3	4	2	0	32
Female	2	0	1	1	1	2	3	3	3	5	4	5	5	1	36
Total	4	4	2	4	2	2	3	5	9	9	7	9	7	1	68

Enrolment By Grade
For Northern Lights Academy



* Data from the 2003-2004 AGR(Enrolment/Age as of the last day in Sept./Dec.)

** Newfoundland Statistics Classification System

*** May include itinerant teachers



**School Description Report
2003-04**

District 1 - Labrador

#005 - Peacock Primary School, Happy Valley-Goose Bay

Classification: Urban Community/Labrador Region*
Offers Distance Education: No

Grades: K-3

Number of Grades: 4

[School FTE PTR : 14.3](#)

[District FTE PTR : 12.4](#)

[Provincial FTE PTR : 13.5](#)

[FTE Teachers](#) *** : 29.0

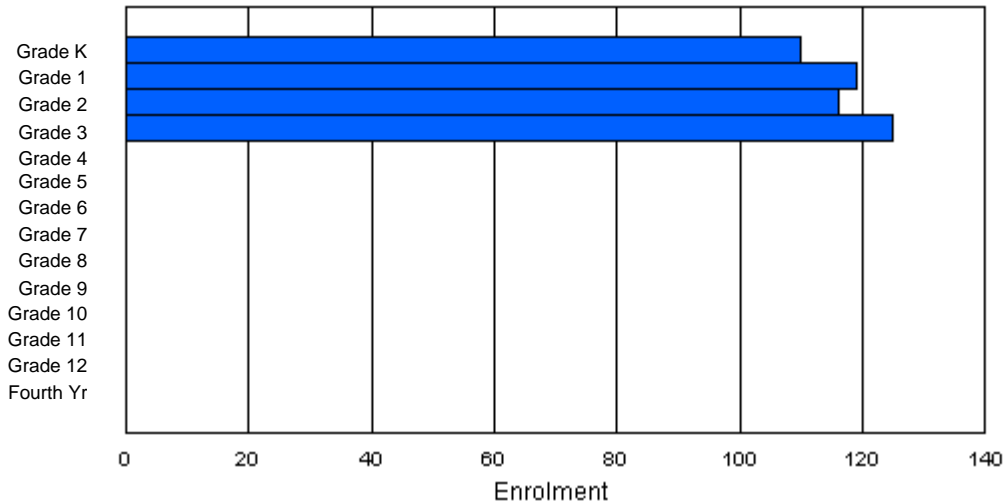
Enrolment By Age and Gender

Gender	Age																Total
	5	6	7	8	9	10	11	12	13	14	15	16	17	18	19	20>	
Male	56	62	53	66	2	0	0	0	0	0	0	0	0	0	0	0	239
Female	52	55	61	60	3	0	0	0	0	0	0	0	0	0	0	0	231
Total	108	117	114	126	5	0	0	0	0	0	0	0	0	0	0	0	470

Enrolment By Grade and Gender

Gender	Grade														Total
	K	1	2	3	4	5	6	7	8	9	10	11	12	4th	
Male	58	61	55	65	0	0	0	0	0	0	0	0	0	0	239
Female	52	58	61	60	0	0	0	0	0	0	0	0	0	0	231
Total	110	119	116	125	0	0	0	0	0	0	0	0	0	0	470

Enrolment By Grade
For Peacock Primary School



* Data from the 2003-2004 AGR(Enrolment/Age as of the last day in Sept./Dec.)

** Newfoundland Statistics Classification System

*** May include itinerant teachers



School Description Report 2003-04

District 1 - Labrador

#018 - Peenamin McKenzie School, Sheshatshiu

Classification: Rural Community/Labrador Region**
Offers Distance Education: No

Grades: K-12

Number of Grades: 13

[School FTE PTR : 9.9](#)

[District FTE PTR : 12.4](#)

[Provincial FTE PTR : 13.5](#)

[FTE Teachers](#) *** : 36.8

Enrolment By Age and Gender

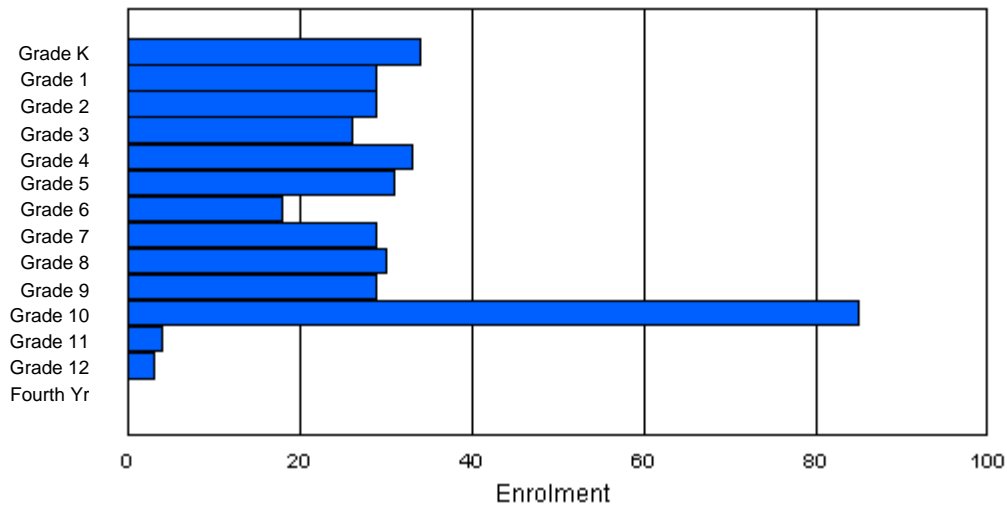
Gender	Age																Total
	5	6	7	8	9	10	11	12	13	14	15	16	17	18	19	20>	
Male	19	17	16	13	10	15	19	11	12	14	15	14	6	4	3	0	188
Female	15	12	13	13	13	10	15	17	19	15	18	16	14	2	0	0	192
Total	34	29	29	26	23	25	34	28	31	29	33	30	20	6	3	0	380

Enrolment By Grade and Gender

Gender	Grade														Total
	K	1	2	3	4	5	6	7	8	9	10	11	12	4th	
Male	19	17	16	13	18	20	6	12	11	14	37	3	2	0	188
Female	15	12	13	13	15	11	12	17	19	15	48	1	1	0	192
Total	34	29	29	26	33	31	18	29	30	29	85	4	3	0	380

Enrolment By Grade

For Peenamin McKenzie School



* Data from the 2003-2004 AGR(Enrolment/Age as of the last day in Sept./Dec.)

** Newfoundland Statistics Classification System

*** May include itinerant teachers



**School Description Report
2003-04**

District 1 - Labrador

#004 - Queen of Peace Middle School, Happy Valley-Goose Bay

Classification: Urban Community/Labrador Region*
Offers Distance Education: No

Grades: 4-7

Number of Grades: 4

[School FTE PTR : 16.6](#)

[District FTE PTR : 12.4](#)

[Provincial FTE PTR : 13.5](#)

[FTE Teachers](#) *** : 32.0

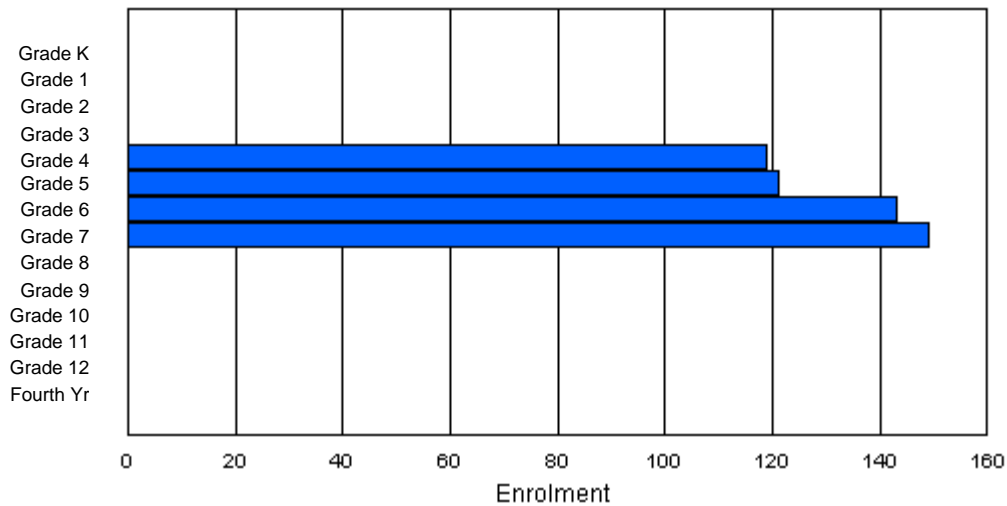
Enrolment By Age and Gender

Gender	Age																Total
	5	6	7	8	9	10	11	12	13	14	15	16	17	18	19	20>	
Male	0	0	0	1	57	65	74	67	8	1	0	0	0	0	0	0	273
Female	0	0	0	1	62	55	57	79	5	0	0	0	0	0	0	0	259
Total	0	0	0	2	119	120	131	146	13	1	0	0	0	0	0	0	532

Enrolment By Grade and Gender

Gender	Grade														Total
	K	1	2	3	4	5	6	7	8	9	10	11	12	4th	
Male	0	0	0	0	57	66	81	69	0	0	0	0	0	0	273
Female	0	0	0	0	62	55	62	80	0	0	0	0	0	0	259
Total	0	0	0	0	119	121	143	149	0	0	0	0	0	0	532

Enrolment By Grade
For Queen of Peace Middle School



* Data from the 2003-2004 AGR(Enrolment/Age as of the last day in Sept./Dec.)

** Newfoundland Statistics Classification System

*** May include itinerant teachers



**School Description Report
2003-04**

District 1 - Labrador

#001 - St. Peter's School, Black Tickle

Classification: Rural Community/Labrador Region**
Offers Distance Education: Yes

Grades: K-10,12

Number of Grades: 12

[School FTE PTR : 5.6](#)
[District FTE PTR : 12.4](#)
[Provincial FTE PTR : 13.5](#)

[FTE Teachers](#) *** : 6.0

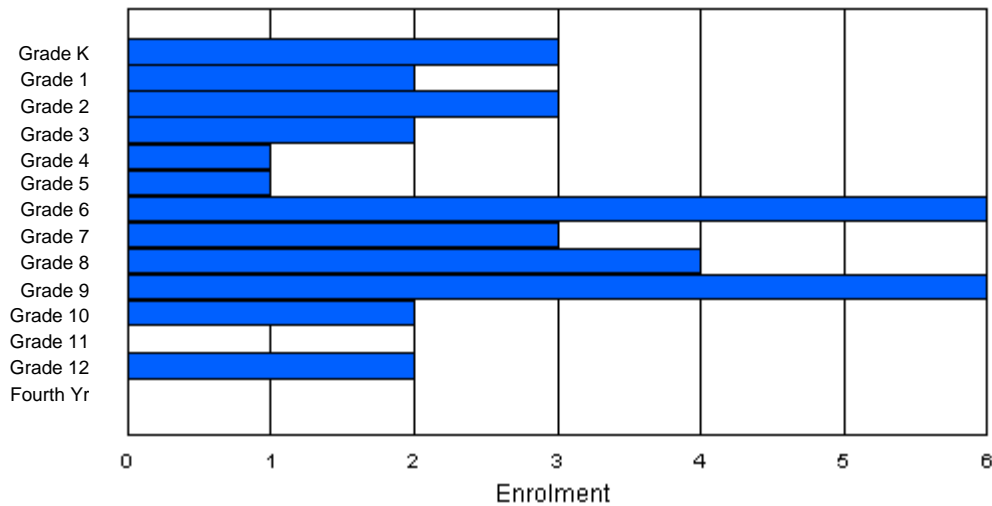
Enrolment By Age and Gender

Gender	Age																	Total
	5	6	7	8	9	10	11	12	13	14	15	16	17	18	19	20>		
Male	3	1	0	2	0	1	2	1	1	3	2	2	0	0	0	0	18	
Female	0	1	3	0	1	0	4	1	3	3	0	0	1	0	0	0	17	
Total	3	2	3	2	1	1	6	2	4	6	2	2	1	0	0	0	35	

Enrolment By Grade and Gender

Gender	Grade															Total
	K	1	2	3	4	5	6	7	8	9	10	11	12	4th		
Male	3	1	0	2	0	1	2	2	1	3	2	0	1	0	18	
Female	0	1	3	0	1	0	4	1	3	3	0	0	1	0	17	
Total	3	2	3	2	1	1	6	3	4	6	2	0	2	0	35	

Enrolment By Grade
For St. Peter's School



* Data from the 2003-2004 AGR(Enrolment/Age as of the last day in Sept./Dec.)

** Newfoundland Statistics Classification System

*** May include itinerant teachers



**School Description Report
2003-04**

District 2 - Northern Peninsula/Labrador South

#050 - Basque Memorial, Red Bay

Classification: Rural Community/Labrador Region**
Offers Distance Education: Yes

Grades: K-12

Number of Grades: 13

[School FTE PTR : 6.6](#)

[District FTE PTR : 10.2](#)

[Provincial FTE PTR : 13.5](#)

[FTE Teachers](#) *** : 5.5

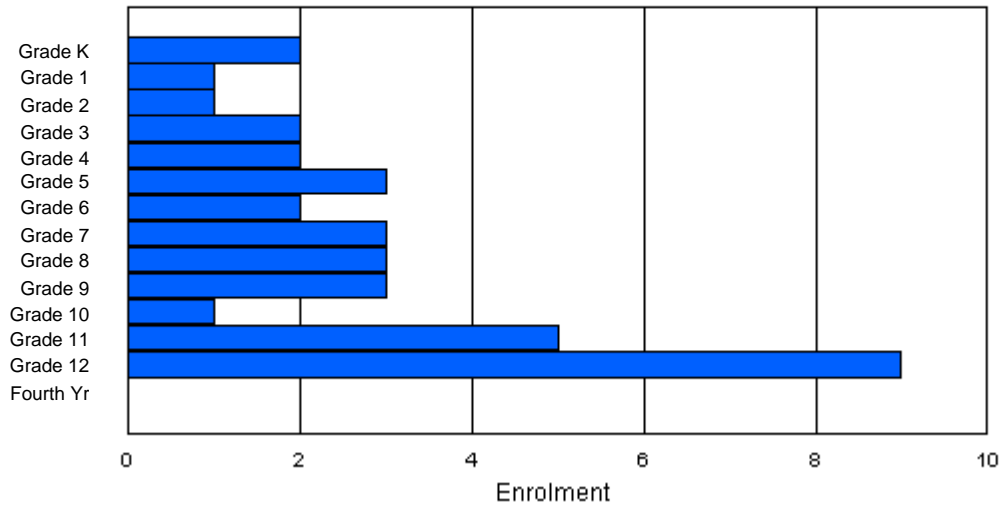
Enrolment By Age and Gender

Gender	Age																	Total
	5	6	7	8	9	10	11	12	13	14	15	16	17	18	19	20>		
Male	1	1	0	0	2	3	1	2	3	1	0	1	3	0	2	0	20	
Female	1	0	1	2	0	0	1	0	1	2	1	1	5	2	0	0	17	
Total	2	1	1	2	2	3	2	2	4	3	1	2	8	2	2	0	37	

Enrolment By Grade and Gender

Gender	K	Grade													Total
		1	2	3	4	5	6	7	8	9	10	11	12	4th	
Male	1	1	0	0	2	3	1	3	2	1	0	2	4	0	20
Female	1	0	1	2	0	0	1	0	1	2	1	3	5	0	17
Total	2	1	1	2	2	3	2	3	3	3	1	5	9	0	37

Enrolment By Grade
For Basque Memorial



* Data from the 2003-2004 AGR(Enrolment/Age as of the last day in Sept./Dec.)

** Newfoundland Statistics Classification System

*** May include itinerant teachers



**School Description Report
2003-04**

District 2 - Northern Peninsula/Labrador South

#387 - Bayview Regional Collegiate, St. Lunaire

Classification: Rural Community/Western Region**
Offers Distance Education: Yes

Grades: 7-12

Number of Grades: 6

[School FTE PTR : 11.1](#)

[District FTE PTR : 10.2](#)

[Provincial FTE PTR : 13.5](#)

[FTE Teachers](#) *** : 10.5

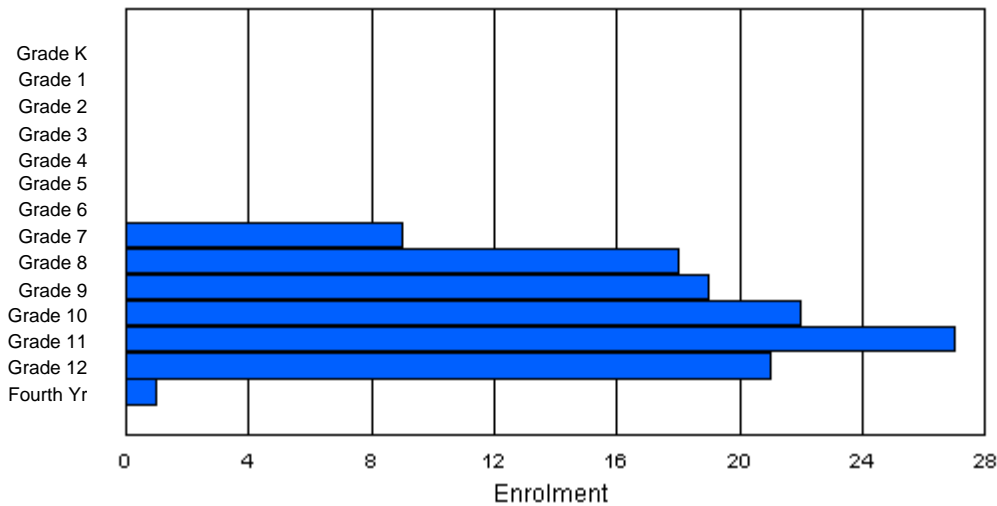
Enrolment By Age and Gender

Gender	Age																	Total
	5	6	7	8	9	10	11	12	13	14	15	16	17	18	19	20>		
Male	0	0	0	0	0	0	0	3	12	7	8	11	10	3	0	0	54	
Female	0	0	0	0	0	0	0	6	4	10	12	16	13	2	0	0	63	
Total	0	0	0	0	0	0	0	9	16	17	20	27	23	5	0	0	117	

Enrolment By Grade and Gender

Gender	Grade															Total
	K	1	2	3	4	5	6	7	8	9	10	11	12	4th		
Male	0	0	0	0	0	0	0	3	13	8	11	11	7	1	54	
Female	0	0	0	0	0	0	0	6	5	11	11	16	14	0	63	
Total	0	0	0	0	0	0	0	9	18	19	22	27	21	1	117	

Enrolment By Grade
For Bayview Regional Collegiate



* Data from the 2003-2004 AGR(Enrolment/Age as of the last day in Sept./Dec.)

** Newfoundland Statistics Classification System

*** May include itinerant teachers



**School Description Report
2003-04**

District 2 - Northern Peninsula/Labrador South

#027 - Canon Richards High School, Flower's Cove

Classification: Rural Community/Western Region**
Offers Distance Education: Yes

Grades: 7-12

Number of Grades: 6

[School FTE PTR : 12.4](#)

[District FTE PTR : 10.2](#)

[Provincial FTE PTR : 13.5](#)

[FTE Teachers](#) *** : 9.0

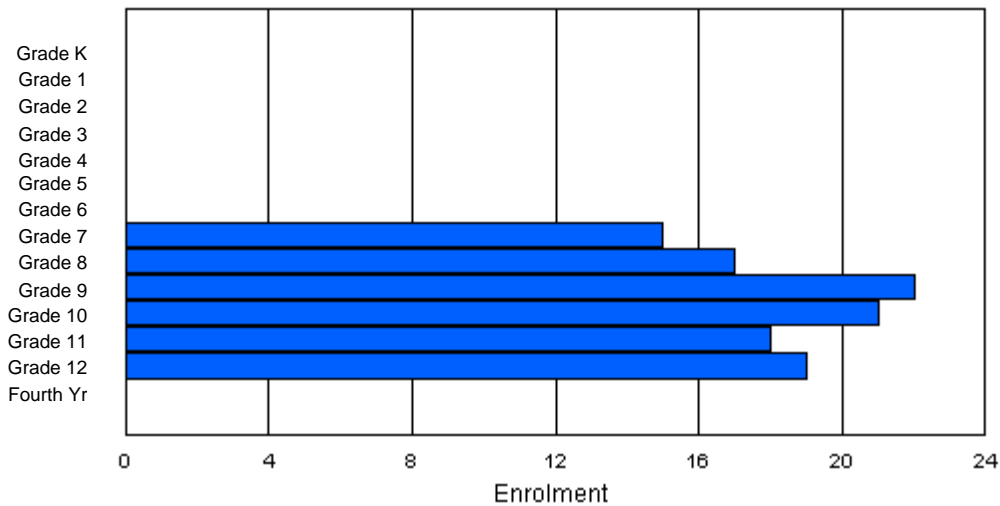
Enrolment By Age and Gender

Gender	Age																	Total
	5	6	7	8	9	10	11	12	13	14	15	16	17	18	19	20>		
Male	0	0	0	0	0	0	0	10	9	13	12	8	6	0	0	0	58	
Female	0	0	0	0	0	0	0	5	8	9	9	10	13	0	0	0	54	
Total	0	0	0	0	0	0	0	15	17	22	21	18	19	0	0	0	112	

Enrolment By Grade and Gender

Gender	Grade															Total
	K	1	2	3	4	5	6	7	8	9	10	11	12	4th		
Male	0	0	0	0	0	0	0	10	9	13	12	8	6	0	58	
Female	0	0	0	0	0	0	0	5	8	9	9	10	13	0	54	
Total	0	0	0	0	0	0	0	15	17	22	21	18	19	0	112	

Enrolment By Grade
For Canon Richards High School



* Data from the 2003-2004 AGR(Enrolment/Age as of the last day in Sept./Dec.)

** Newfoundland Statistics Classification System

*** May include itinerant teachers



**School Description Report
2003-04**

District 2 - Northern Peninsula/Labrador South

#474 - Cloud River Academy, Roddickton

Classification: Rural Community/Western Region**
Offers Distance Education: Yes

Grades: K-12

Number of Grades: 13

[School FTE PTR : 10.9](#)

[District FTE PTR : 10.2](#)

[Provincial FTE PTR : 13.5](#)

[FTE Teachers](#) *** : 20.0

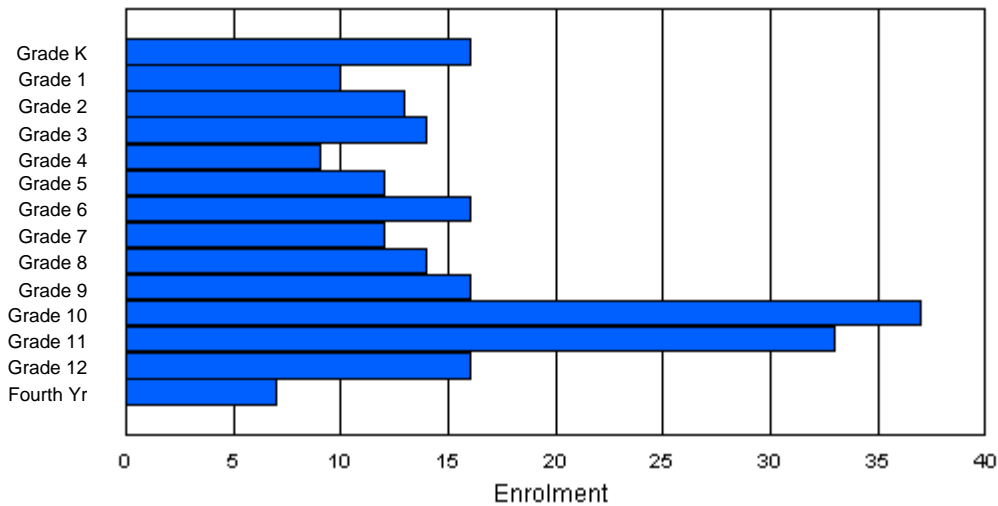
Enrolment By Age and Gender

Gender	Age																	Total
	5	6	7	8	9	10	11	12	13	14	15	16	17	18	19	20>		
Male	6	6	5	8	7	4	8	7	6	9	15	12	11	5	0	1	110	
Female	10	4	8	5	4	7	8	5	8	7	15	22	7	3	2	0	115	
Total	16	10	13	13	11	11	16	12	14	16	30	34	18	8	2	1	225	

Enrolment By Grade and Gender

Gender	Grade															Total
	K	1	2	3	4	5	6	7	8	9	10	11	12	4th		
Male	6	6	5	9	5	5	8	7	6	9	20	11	10	3	110	
Female	10	4	8	5	4	7	8	5	8	7	17	22	6	4	115	
Total	16	10	13	14	9	12	16	12	14	16	37	33	16	7	225	

Enrolment By Grade
For Cloud River Academy



* Data from the 2003-2004 AGR(Enrolment/Age as of the last day in Sept./Dec.)

** Newfoundland Statistics Classification System

*** May include itinerant teachers



**School Description Report
2003-04**

District 2 - Northern Peninsula/Labrador South

#046 - D.C. Young School, Port Hope Simpson

Classification: Rural Community/Labrador Region**
Offers Distance Education: Yes

Grades: K-12

Number of Grades: 13

[School FTE PTR : 10.8](#)

[District FTE PTR : 10.2](#)

[Provincial FTE PTR : 13.5](#)

[FTE Teachers](#) *** : 10.0

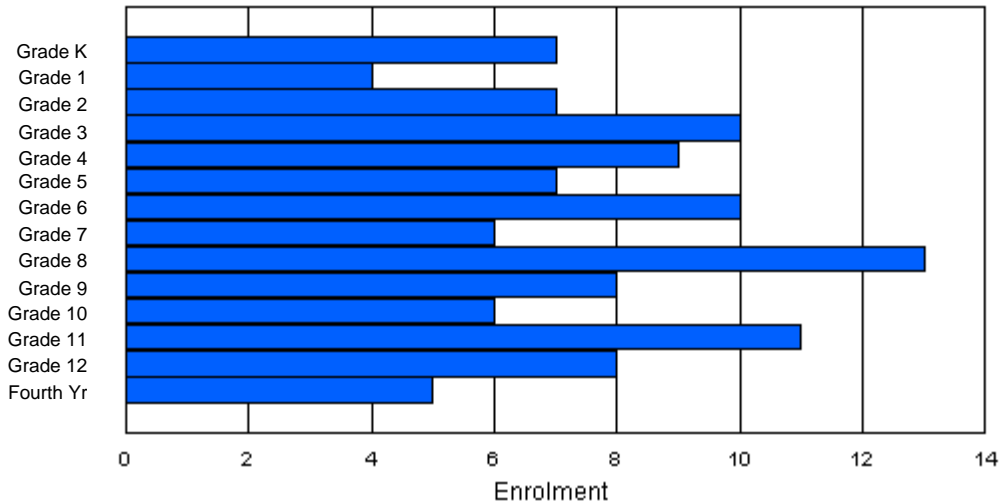
Enrolment By Age and Gender

Gender	Age																	Total
	5	6	7	8	9	10	11	12	13	14	15	16	17	18	19	20>		
Male	1	1	2	7	5	3	5	2	3	10	5	7	6	0	2	0	59	
Female	6	3	5	3	2	4	4	3	4	3	1	5	5	4	0	0	52	
Total	7	4	7	10	7	7	9	5	7	13	6	12	11	4	2	0	111	

Enrolment By Grade and Gender

Gender	Grade															Total
	K	1	2	3	4	5	6	7	8	9	10	11	12	4th		
Male	1	1	2	7	7	2	5	3	9	7	5	5	3	2	59	
Female	6	3	5	3	2	5	5	3	4	1	1	6	5	3	52	
Total	7	4	7	10	9	7	10	6	13	8	6	11	8	5	111	

Enrolment By Grade
For D.C. Young School



* Data from the 2003-2004 AGR(Enrolment/Age as of the last day in Sept./Dec.)

** Newfoundland Statistics Classification System

*** May include itinerant teachers



**School Description Report
2003-04**

District 2 - Northern Peninsula/Labrador South

#026 - H.G. Fillier Academy, Englee

Classification: Rural Community/Western Region**
Offers Distance Education: No

Grades: K-9

Number of Grades: 10

[School FTE PTR : 8.8](#)
[District FTE PTR : 10.2](#)
[Provincial FTE PTR : 13.5](#)

[FTE Teachers](#) *** : 8.0

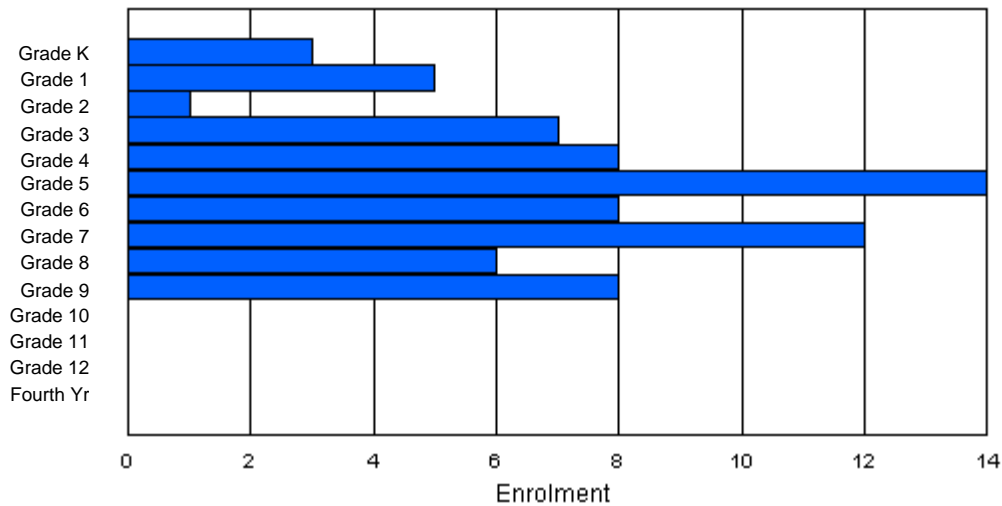
Enrolment By Age and Gender

Gender	Age																Total
	5	6	7	8	9	10	11	12	13	14	15	16	17	18	19	20>	
Male	1	1	1	4	7	6	1	5	5	3	3	0	0	0	0	0	37
Female	2	4	0	3	1	7	7	7	1	3	0	0	0	0	0	0	35
Total	3	5	1	7	8	13	8	12	6	6	3	0	0	0	0	0	72

Enrolment By Grade and Gender

Gender	Grade														Total
	K	1	2	3	4	5	6	7	8	9	10	11	12	4th	
Male	1	1	1	4	7	7	0	6	5	5	0	0	0	0	37
Female	2	4	0	3	1	7	8	6	1	3	0	0	0	0	35
Total	3	5	1	7	8	14	8	12	6	8	0	0	0	0	72

Enrolment By Grade
For H.G. Fillier Academy



* Data from the 2003-2004 AGR(Enrolment/Age as of the last day in Sept./Dec.)

** Newfoundland Statistics Classification System

*** May include itinerant teachers



**School Description Report
2003-04**

District 2 - Northern Peninsula/Labrador South

#052 - Harriot Curtis Collegiate, St. Anthony

Classification: Rural Community/Western Region**
Offers Distance Education: No

Grades: 8-12

Number of Grades: 5

[School FTE PTR : 13.4](#)

[District FTE PTR : 10.2](#)

[Provincial FTE PTR : 13.5](#)

[FTE Teachers](#) *** : 19.9

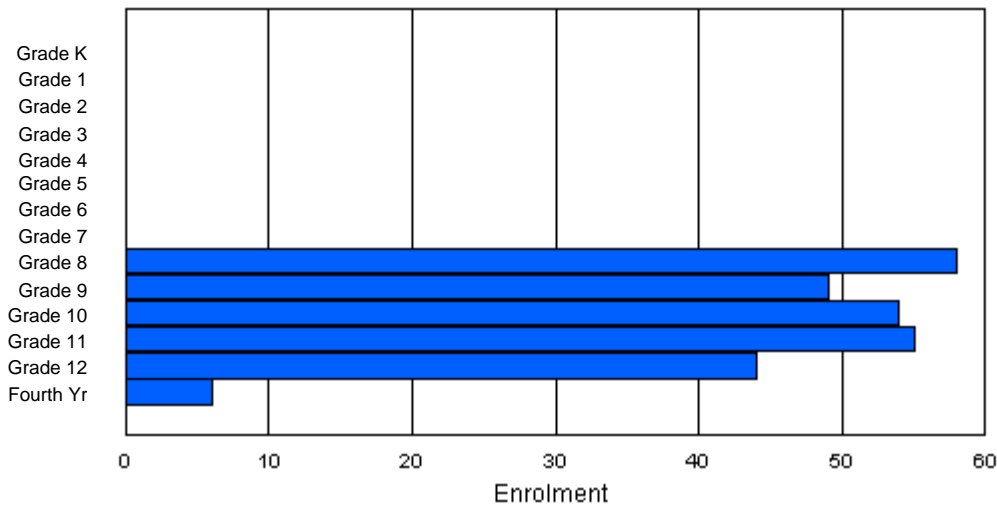
Enrolment By Age and Gender

Gender	Age																	Total
	5	6	7	8	9	10	11	12	13	14	15	16	17	18	19	20>		
Male	0	0	0	0	0	0	0	1	22	24	28	25	25	4	1	0	130	
Female	0	0	0	0	0	0	0	0	35	22	17	28	26	8	0	0	136	
Total	0	0	0	0	0	0	0	1	57	46	45	53	51	12	1	0	266	

Enrolment By Grade and Gender

Gender	Grade															Total
	K	1	2	3	4	5	6	7	8	9	10	11	12	4th		
Male	0	0	0	0	0	0	0	0	24	26	33	28	18	1	130	
Female	0	0	0	0	0	0	0	0	34	23	21	27	26	5	136	
Total	0	0	0	0	0	0	0	0	58	49	54	55	44	6	266	

Enrolment By Grade
For Harriot Curtis Collegiate



* Data from the 2003-2004 AGR(Enrolment/Age as of the last day in Sept./Dec.)

** Newfoundland Statistics Classification System

*** May include itinerant teachers



**School Description Report
2003-04**

District 2 - Northern Peninsula/Labrador South

#024 - James Cook Memorial, Cook's Harbour

Classification: Rural Community/Western Region**
Offers Distance Education: Yes

Grades: K-2,4-12

Number of Grades: 12

[School FTE PTR : 5.8](#)
[District FTE PTR : 10.2](#)
[Provincial FTE PTR : 13.5](#)

[FTE Teachers](#) *** : 6.0

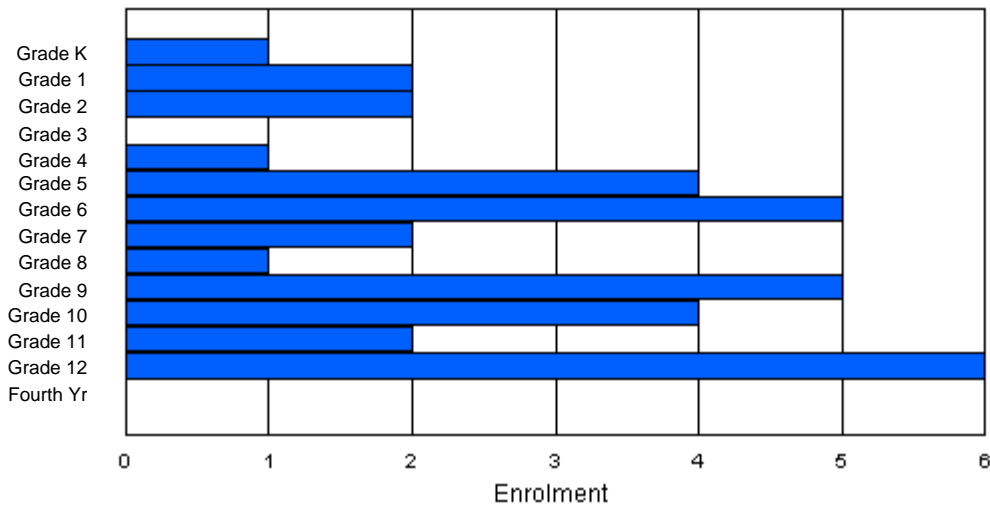
Enrolment By Age and Gender

Gender	Age																	Total
	5	6	7	8	9	10	11	12	13	14	15	16	17	18	19	20>		
Male	1	2	0	0	0	2	2	0	1	0	4	0	1	0	0	0	13	
Female	0	0	2	0	1	2	3	2	0	4	1	2	5	0	0	0	22	
Total	1	2	2	0	1	4	5	2	1	4	5	2	6	0	0	0	35	

Enrolment By Grade and Gender

Gender	Grade															Total
	K	1	2	3	4	5	6	7	8	9	10	11	12	4th		
Male	1	2	0	0	0	2	2	0	1	0	4	0	1	0	13	
Female	0	0	2	0	1	2	3	2	0	5	0	2	5	0	22	
Total	1	2	2	0	1	4	5	2	1	5	4	2	6	0	35	

Enrolment By Grade
For James Cook Memorial



* Data from the 2003-2004 AGR(Enrolment/Age as of the last day in Sept./Dec.)

** Newfoundland Statistics Classification System

*** May include itinerant teachers



**School Description Report
2003-04**

District 2 - Northern Peninsula/Labrador South

#039 - Mary Simms AG, Main Brook

Classification: Rural Community/Western Region**
Offers Distance Education: Yes

Grades: K-12

Number of Grades: 13

[School FTE PTR : 6.1](#)
[District FTE PTR : 10.2](#)
[Provincial FTE PTR : 13.5](#)

[FTE Teachers](#) *** : 7.0

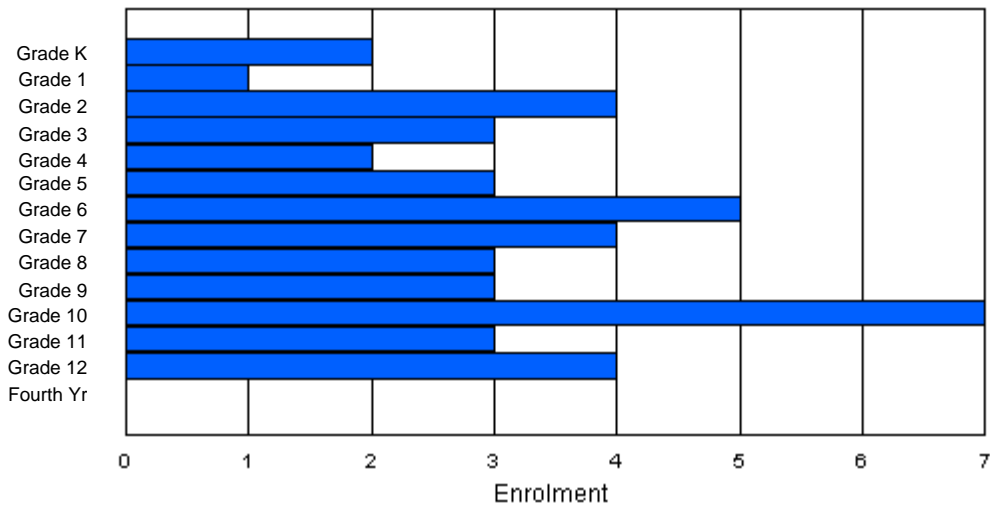
Enrolment By Age and Gender

Gender	Age																	Total
	5	6	7	8	9	10	11	12	13	14	15	16	17	18	19	20>		
Male	2	1	1	4	1	2	2	1	2	1	3	2	2	0	0	0	24	
Female	0	0	1	1	0	2	3	3	2	1	4	0	2	1	0	0	20	
Total	2	1	2	5	1	4	5	4	4	2	7	2	4	1	0	0	44	

Enrolment By Grade and Gender

Gender	Grade															Total
	K	1	2	3	4	5	6	7	8	9	10	11	12	4th		
Male	2	1	3	2	2	1	2	1	2	1	3	2	2	0	24	
Female	0	0	1	1	0	2	3	3	1	2	4	1	2	0	20	
Total	2	1	4	3	2	3	5	4	3	3	7	3	4	0	44	

Enrolment By Grade
For Mary Simms AG



* Data from the 2003-2004 AGR(Enrolment/Age as of the last day in Sept./Dec.)

** Newfoundland Statistics Classification System

*** May include itinerant teachers



**School Description Report
2003-04**

District 2 - Northern Peninsula/Labrador South

#030 - Mountain Feild Academy, Forteau

Classification: Rural Community/Labrador Region**
Offers Distance Education: Yes

Grades: K-12

Number of Grades: 13

[School FTE PTR : 10.5](#)
[District FTE PTR : 10.2](#)
[Provincial FTE PTR : 13.5](#)

[FTE Teachers](#) *** : 18.0

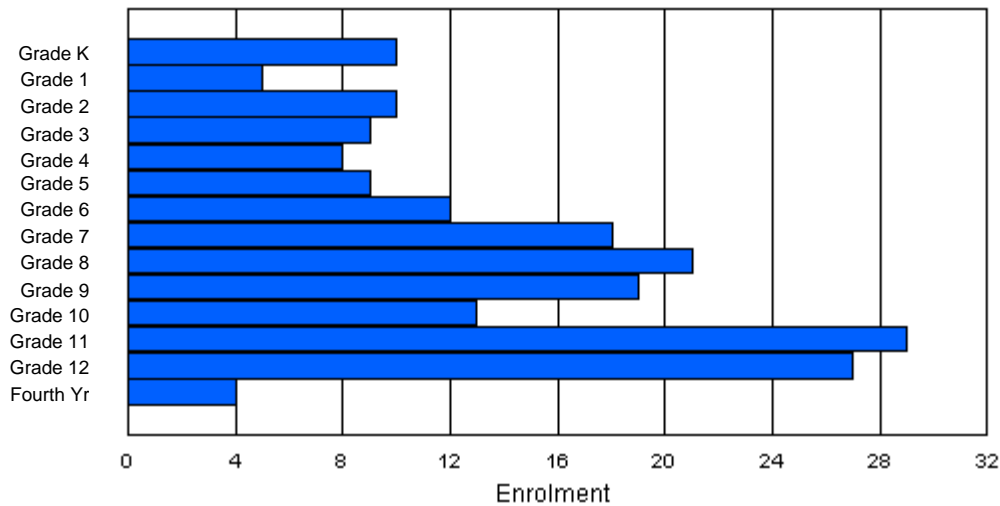
Enrolment By Age and Gender

Gender	Age																	Total
	5	6	7	8	9	10	11	12	13	14	15	16	17	18	19	20>		
Male	4	3	7	3	2	3	9	10	12	11	11	13	12	5	1	0	106	
Female	6	2	3	6	6	6	2	9	9	4	6	13	10	6	0	0	88	
Total	10	5	10	9	8	9	11	19	21	15	17	26	22	11	1	0	194	

Enrolment By Grade and Gender

Gender	Grade														Total
	K	1	2	3	4	5	6	7	8	9	10	11	12	4th	
Male	4	3	7	3	2	3	10	9	12	14	8	13	16	2	106
Female	6	2	3	6	6	6	2	9	9	5	5	16	11	2	88
Total	10	5	10	9	8	9	12	18	21	19	13	29	27	4	194

Enrolment By Grade
For Mountain Feild Academy



* Data from the 2003-2004 AGR(Enrolment/Age as of the last day in Sept./Dec.)

** Newfoundland Statistics Classification System

*** May include itinerant teachers



**School Description Report
2003-04**

District 2 - Northern Peninsula/Labrador South

#055 - Our Lady of Labrador, West St. Modeste

Classification: Rural Community/Labrador Region**
Offers Distance Education: Yes

Grades: K-2,4-12

Number of Grades: 12

[School FTE PTR : 8.3](#)
[District FTE PTR : 10.2](#)
[Provincial FTE PTR : 13.5](#)

[FTE Teachers](#) *** : 8.0

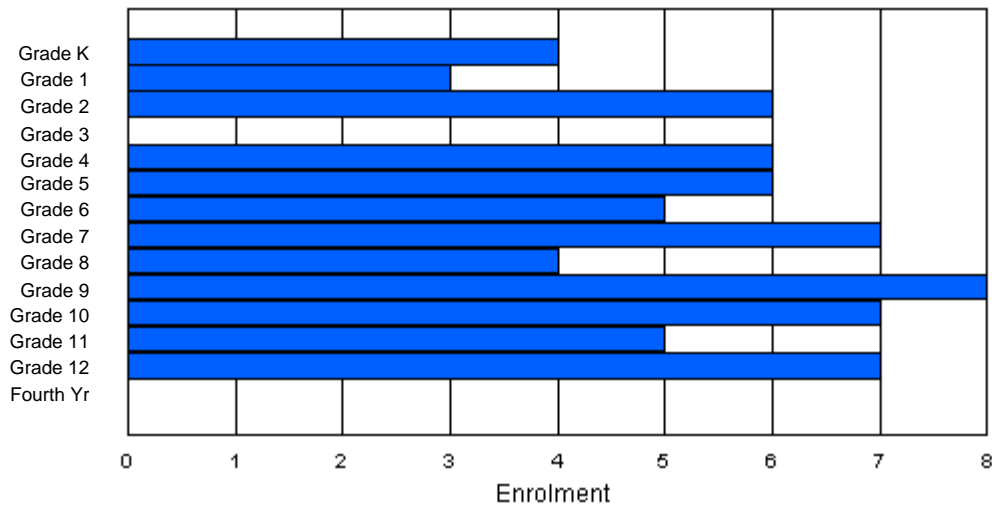
Enrolment By Age and Gender

Gender	Age																	Total
	5	6	7	8	9	10	11	12	13	14	15	16	17	18	19	20>		
Male	4	2	3	1	2	1	4	5	2	3	6	1	2	0	0	0	36	
Female	1	1	2	0	3	5	2	2	3	3	3	2	5	0	0	0	32	
Total	5	3	5	1	5	6	6	7	5	6	9	3	7	0	0	0	68	

Enrolment By Grade and Gender

Gender	Grade															Total
	K	1	2	3	4	5	6	7	8	9	10	11	12	4th		
Male	3	2	4	0	3	2	2	6	0	6	5	2	1	0	36	
Female	1	1	2	0	3	4	3	1	4	2	2	3	6	0	32	
Total	4	3	6	0	6	6	5	7	4	8	7	5	7	0	68	

Enrolment By Grade
For Our Lady of Labrador



* Data from the 2003-2004 AGR(Enrolment/Age as of the last day in Sept./Dec.)

** Newfoundland Statistics Classification System

*** May include itinerant teachers



**School Description Report
2003-04**

District 2 - Northern Peninsula/Labrador South

#042 - Pinsent's Arm School, Pinsent's Arm

Classification: Rural Community/Labrador Region**
Offers Distance Education: No

Grades: K,3,5,9,11

Number of Grades: 5

[School FTE PTR : 7.5](#)
[District FTE PTR : 10.2](#)
[Provincial FTE PTR : 13.5](#)

[FTE Teachers](#) *** : 1.0

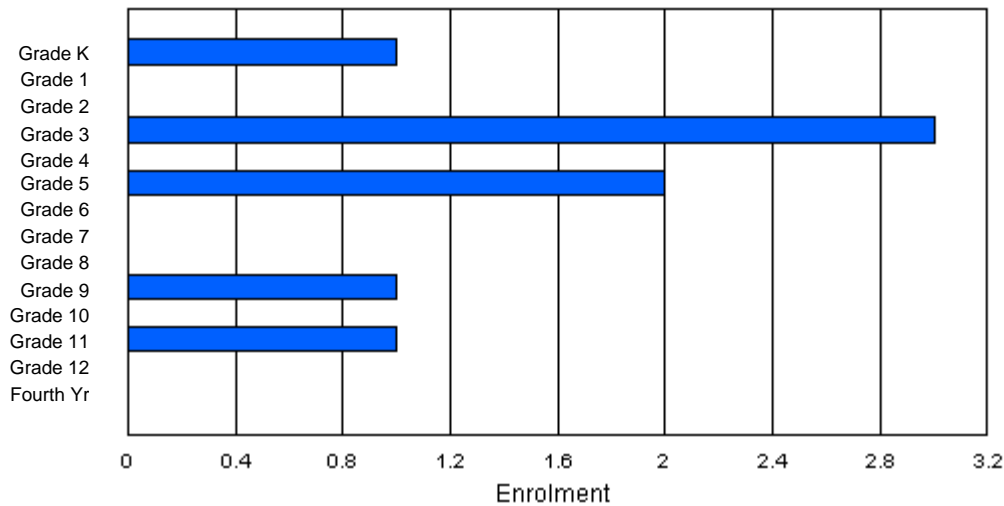
Enrolment By Age and Gender

Gender	Age																Total
	5	6	7	8	9	10	11	12	13	14	15	16	17	18	19	20>	
Male	0	0	0	1	1	0	1	0	0	1	0	1	0	0	0	0	5
Female	1	0	0	1	0	1	0	0	0	0	0	0	0	0	0	0	3
Total	1	0	0	2	1	1	1	0	0	1	0	1	0	0	0	0	8

Enrolment By Grade and Gender

Gender	Grade														Total
	K	1	2	3	4	5	6	7	8	9	10	11	12	4th	
Male	0	0	0	2	0	1	0	0	0	1	0	1	0	0	5
Female	1	0	0	1	0	1	0	0	0	0	0	0	0	0	3
Total	1	0	0	3	0	2	0	0	0	1	0	1	0	0	8

Enrolment By Grade
For Pinsent's Arm School



* Data from the 2003-2004 AGR(Enrolment/Age as of the last day in Sept./Dec.)

** Newfoundland Statistics Classification System

*** May include itinerant teachers



**School Description Report
2003-04**

District 2 - Northern Peninsula/Labrador South

#049 - Pistolet Bay School, Raleigh

Classification: Rural Community/Western Region**
Offers Distance Education: No

Grades: K-9

Number of Grades: 10

[School FTE PTR : 7.6](#)
[District FTE PTR : 10.2](#)
[Provincial FTE PTR : 13.5](#)

[FTE Teachers](#) *** : 5.0

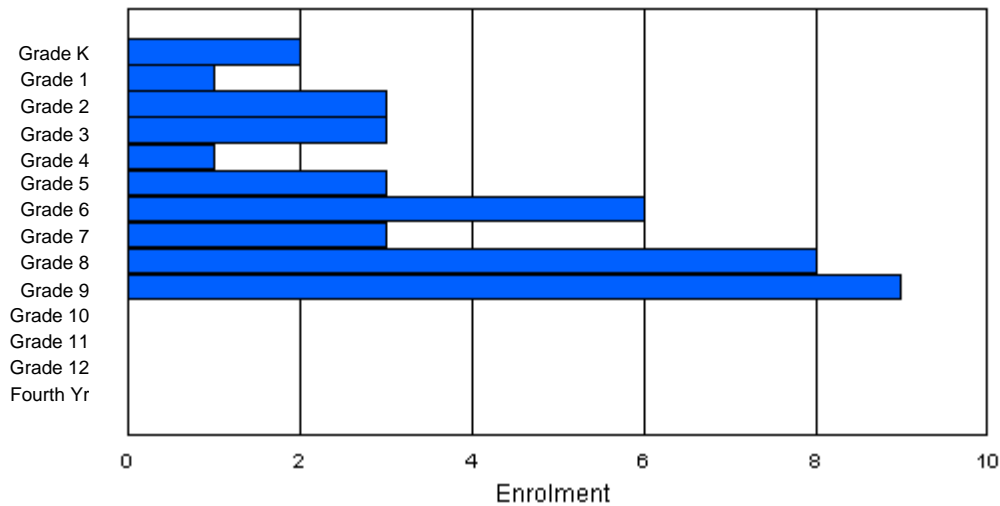
Enrolment By Age and Gender

Gender	Age																Total
	5	6	7	8	9	10	11	12	13	14	15	16	17	18	19	20>	
Male	2	1	1	3	1	1	1	1	4	5	0	0	0	0	0	0	20
Female	0	0	2	0	0	2	5	2	4	4	0	0	0	0	0	0	19
Total	2	1	3	3	1	3	6	3	8	9	0	0	0	0	0	0	39

Enrolment By Grade and Gender

Gender	Grade														Total
	K	1	2	3	4	5	6	7	8	9	10	11	12	4th	
Male	2	1	1	3	1	1	1	1	5	4	0	0	0	0	20
Female	0	0	2	0	0	2	5	2	3	5	0	0	0	0	19
Total	2	1	3	3	1	3	6	3	8	9	0	0	0	0	39

Enrolment By Grade
For Pistolet Bay School



* Data from the 2003-2004 AGR(Enrolment/Age as of the last day in Sept./Dec.)

** Newfoundland Statistics Classification System

*** May include itinerant teachers



**School Description Report
2003-04**

District 2 - Northern Peninsula/Labrador South

#041 - Raymond Ward Memorial, Norman Bay

Classification: Rural Community/Labrador Region**
Offers Distance Education: No

Grades: 1-3,5-10

Number of Grades: 9

[School FTE PTR : 6.5](#)

[District FTE PTR : 10.2](#)

[Provincial FTE PTR : 13.5](#)

[FTE Teachers](#) *** : 2.0

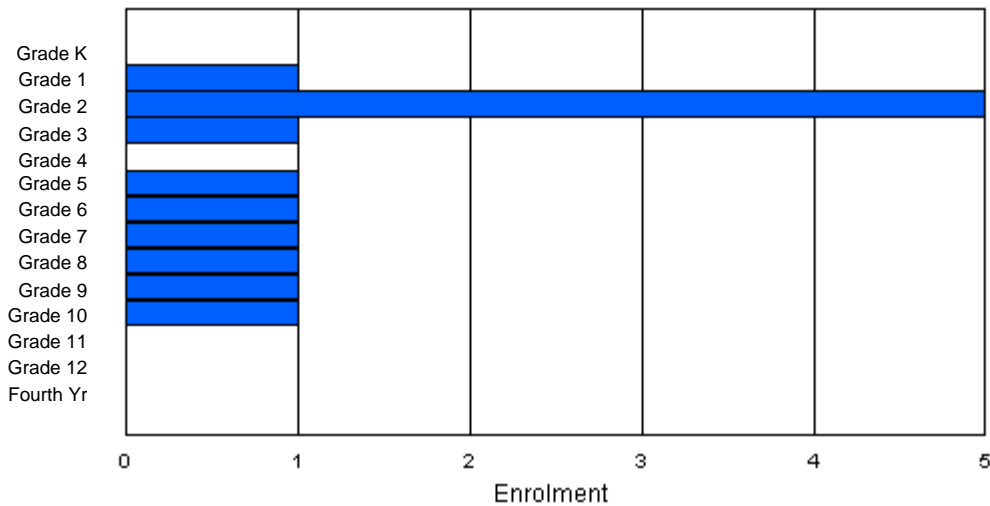
Enrolment By Age and Gender

Gender	Age																	Total
	5	6	7	8	9	10	11	12	13	14	15	16	17	18	19	20>		
Male	0	0	2	1	0	0	0	1	0	0	1	0	0	0	0	0	5	
Female	0	1	3	0	0	0	2	0	1	1	0	0	0	0	0	0	8	
Total	0	1	5	1	0	0	2	1	1	1	1	0	0	0	0	0	13	

Enrolment By Grade and Gender

Gender	Grade															Total
	K	1	2	3	4	5	6	7	8	9	10	11	12	4th		
Male	0	0	2	1	0	0	0	1	0	0	1	0	0	0	5	
Female	0	1	3	0	0	1	1	0	1	1	0	0	0	0	8	
Total	0	1	5	1	0	1	1	1	1	1	1	0	0	0	13	

Enrolment By Grade
For Raymond Ward Memorial



* Data from the 2003-2004 AGR(Enrolment/Age as of the last day in Sept./Dec.)

** Newfoundland Statistics Classification System

*** May include itinerant teachers



**School Description Report
2003-04**

District 2 - Northern Peninsula/Labrador South

#047 - Roncalli Central High, Port Saunders

Classification: Rural Community/Western Region**
Offers Distance Education: Yes

Grades: 7-12

Number of Grades: 6

[School FTE PTR : 15.4](#)

[District FTE PTR : 10.2](#)

[Provincial FTE PTR : 13.5](#)

[FTE Teachers](#) *** : 16.0

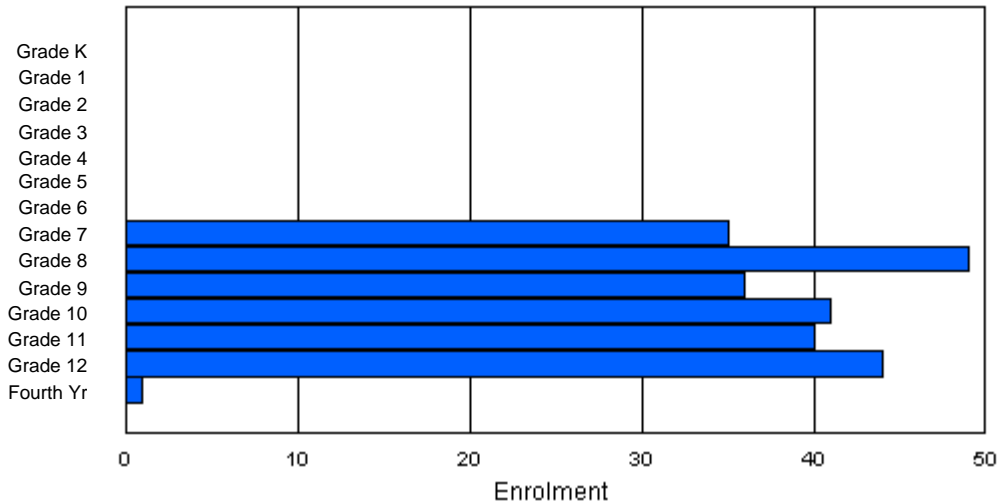
Enrolment By Age and Gender

Gender	Age																	Total
	5	6	7	8	9	10	11	12	13	14	15	16	17	18	19	20>		
Male	0	0	0	0	0	0	0	16	27	20	25	22	21	8	0	0	139	
Female	0	0	0	0	0	0	0	16	16	17	18	19	17	3	1	0	107	
Total	0	0	0	0	0	0	0	32	43	37	43	41	38	11	1	0	246	

Enrolment By Grade and Gender

Gender	Grade															Total
	K	1	2	3	4	5	6	7	8	9	10	11	12	4th		
Male	0	0	0	0	0	0	0	18	30	20	25	21	25	0	139	
Female	0	0	0	0	0	0	0	17	19	16	16	19	19	1	107	
Total	0	0	0	0	0	0	0	35	49	36	41	40	44	1	246	

Enrolment By Grade
For Roncalli Central High



* Data from the 2003-2004 AGR(Enrolment/Age as of the last day in Sept./Dec.)

** Newfoundland Statistics Classification System

*** May include itinerant teachers



**School Description Report
2003-04**

District 2 - Northern Peninsula/Labrador South

#023 - Sacred Heart AG, Conche

Classification: Rural Community/Western Region**
Offers Distance Education: Yes

Grades: K-2,4-12

Number of Grades: 12

[School FTE PTR : 7.6](#)
[District FTE PTR : 10.2](#)
[Provincial FTE PTR : 13.5](#)

[FTE Teachers](#) *** : 6.0

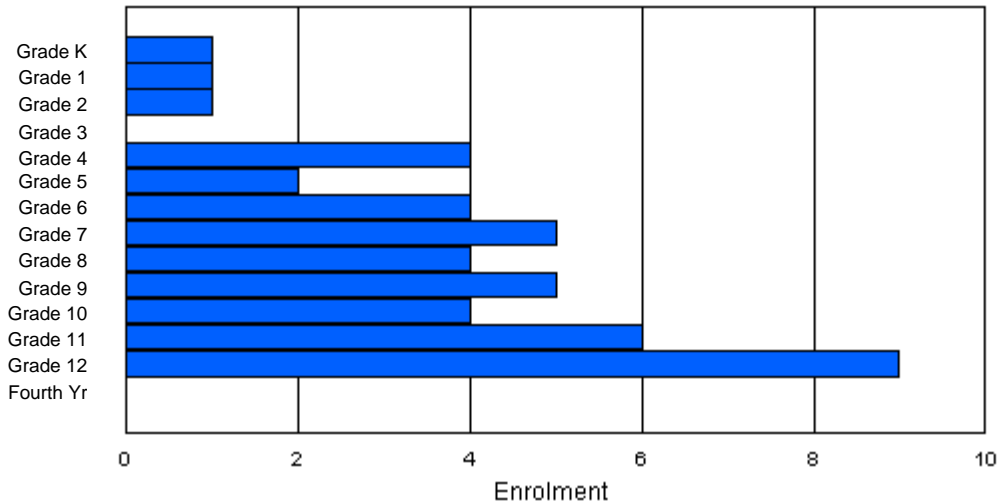
Enrolment By Age and Gender

Gender	Age																	Total
	5	6	7	8	9	10	11	12	13	14	15	16	17	18	19	20>		
Male	0	1	1	0	3	0	1	0	0	4	1	6	2	0	0	0	19	
Female	1	0	0	0	1	2	3	5	4	1	3	0	7	0	0	0	27	
Total	1	1	1	0	4	2	4	5	4	5	4	6	9	0	0	0	46	

Enrolment By Grade and Gender

Gender	Grade															Total
	K	1	2	3	4	5	6	7	8	9	10	11	12	4th		
Male	0	1	1	0	3	0	1	0	0	4	1	6	2	0	19	
Female	1	0	0	0	1	2	3	5	4	1	3	0	7	0	27	
Total	1	1	1	0	4	2	4	5	4	5	4	6	9	0	46	

Enrolment By Grade
For Sacred Heart AG



* Data from the 2003-2004 AGR(Enrolment/Age as of the last day in Sept./Dec.)

** Newfoundland Statistics Classification System

*** May include itinerant teachers



**School Description Report
2003-04**

District 2 - Northern Peninsula/Labrador South

#053 - St. Anthony Elementary, St. Anthony

Classification: Rural Community/Western Region**
Offers Distance Education: No

Grades: K-7

Number of Grades: 8

[School FTE PTR : 12.0](#)

[District FTE PTR : 10.2](#)

[Provincial FTE PTR : 13.5](#)

[FTE Teachers](#) *** : 22.0

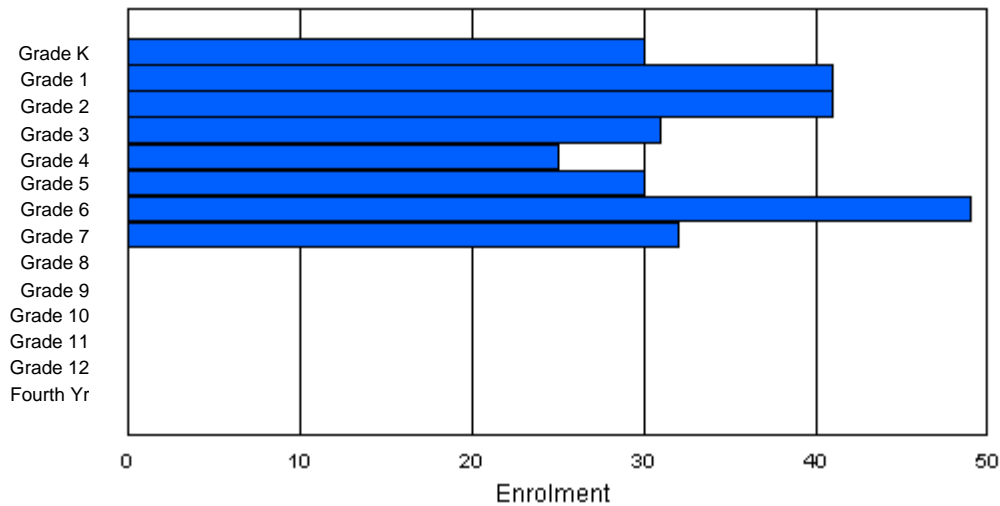
Enrolment By Age and Gender

Gender	Age																Total
	5	6	7	8	9	10	11	12	13	14	15	16	17	18	19	20>	
Male	11	20	19	14	11	14	26	17	1	0	0	0	0	0	0	0	133
Female	18	22	22	17	14	17	20	15	0	1	0	0	0	0	0	0	146
Total	29	42	41	31	25	31	46	32	1	1	0	0	0	0	0	0	279

Enrolment By Grade and Gender

Gender	Grade														Total
	K	1	2	3	4	5	6	7	8	9	10	11	12	4th	
Male	12	19	19	14	11	14	28	16	0	0	0	0	0	0	133
Female	18	22	22	17	14	16	21	16	0	0	0	0	0	0	146
Total	30	41	41	31	25	30	49	32	0	0	0	0	0	0	279

Enrolment By Grade
For St. Anthony Elementary



* Data from the 2003-2004 AGR(Enrolment/Age as of the last day in Sept./Dec.)

** Newfoundland Statistics Classification System

*** May include itinerant teachers



**School Description Report
2003-04**

District 2 - Northern Peninsula/Labrador South

#037 - St. James School, Lodge Bay

Classification: Rural Community/Labrador Region**
Offers Distance Education: No

Grades: K-2,4,6-8

Number of Grades: 7

[School FTE PTR : 7.5](#)
[District FTE PTR : 10.2](#)
[Provincial FTE PTR : 13.5](#)

[FTE Teachers](#) *** : 2.0

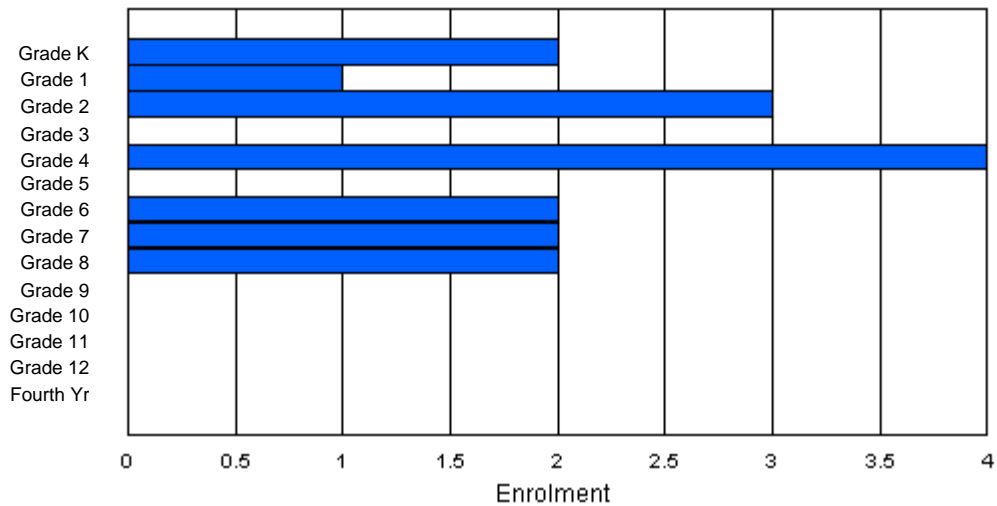
Enrolment By Age and Gender

Gender	Age																Total
	5	6	7	8	9	10	11	12	13	14	15	16	17	18	19	20>	
Male	1	0	2	0	1	0	1	1	2	0	0	0	0	0	0	0	8
Female	1	1	1	0	3	0	1	1	0	0	0	0	0	0	0	0	8
Total	2	1	3	0	4	0	2	2	2	0	0	0	0	0	0	0	16

Enrolment By Grade and Gender

Gender	Grade														Total
	K	1	2	3	4	5	6	7	8	9	10	11	12	4th	
Male	1	0	2	0	1	0	1	1	2	0	0	0	0	0	8
Female	1	1	1	0	3	0	1	1	0	0	0	0	0	0	8
Total	2	1	3	0	4	0	2	2	2	0	0	0	0	0	16

Enrolment By Grade
For St. James School



* Data from the 2003-2004 AGR(Enrolment/Age as of the last day in Sept./Dec.)

** Newfoundland Statistics Classification System

*** May include itinerant teachers



**School Description Report
2003-04**

District 2 - Northern Peninsula/Labrador South

#025 - St. Joseph's All Grade, Croque

Classification: Rural Community/Western Region**
Offers Distance Education: Yes

Grades: 1-4,6-12

Number of Grades: 11

[School FTE PTR : 3.6](#)
[District FTE PTR : 10.2](#)
[Provincial FTE PTR : 13.5](#)

[FTE Teachers](#) *** : 5.0

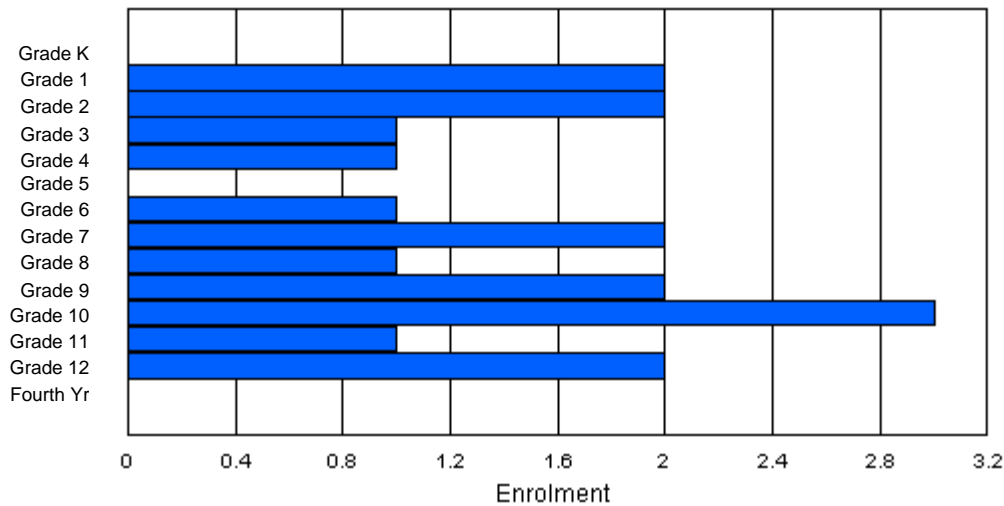
Enrolment By Age and Gender

Gender	Age																Total
	5	6	7	8	9	10	11	12	13	14	15	16	17	18	19	20>	
Male	0	1	2	1	1	0	0	2	1	2	2	1	0	1	0	0	14
Female	0	1	0	0	0	0	1	0	0	0	1	0	1	0	0	0	4
Total	0	2	2	1	1	0	1	2	1	2	3	1	1	1	0	0	18

Enrolment By Grade and Gender

Gender	Grade														Total
	K	1	2	3	4	5	6	7	8	9	10	11	12	4th	
Male	0	1	2	1	1	0	0	2	1	2	2	1	1	0	14
Female	0	1	0	0	0	0	1	0	0	0	1	0	1	0	4
Total	0	2	2	1	1	0	1	2	1	2	3	1	2	0	18

Enrolment By Grade
For St. Joseph's All Grade



* Data from the 2003-2004 AGR(Enrolment/Age as of the last day in Sept./Dec.)

** Newfoundland Statistics Classification System

*** May include itinerant teachers



**School Description Report
2003-04**

District 2 - Northern Peninsula/Labrador South

#054 - St. Lewis Academy, St. Lewis

Classification: Rural Community/Labrador Region**
Offers Distance Education: Yes

Grades: 1-12

Number of Grades: 12

[School FTE PTR : 8.0](#)
[District FTE PTR : 10.2](#)
[Provincial FTE PTR : 13.5](#)

[FTE Teachers](#) *** : 7.0

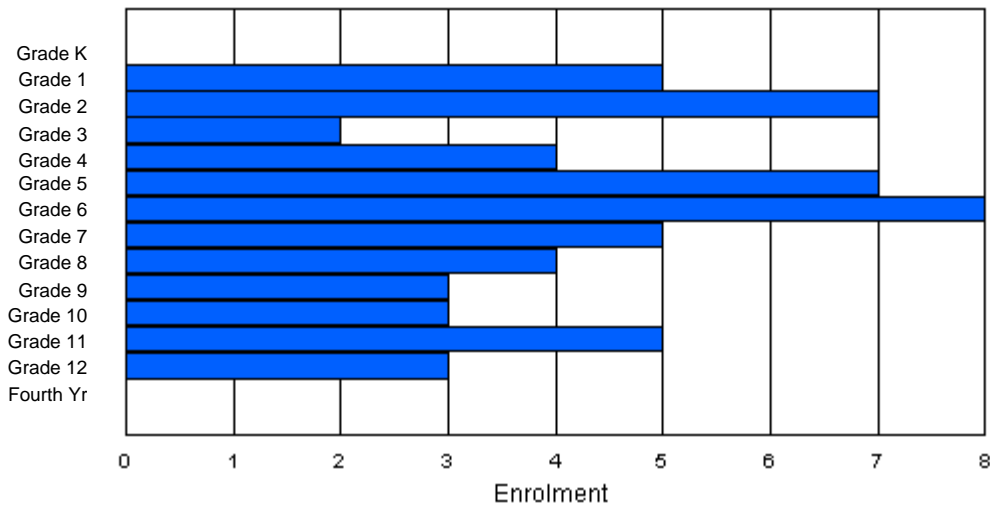
Enrolment By Age and Gender

Gender	Age																	Total
	5	6	7	8	9	10	11	12	13	14	15	16	17	18	19	20>		
Male	0	2	3	0	2	5	7	2	2	1	0	2	2	0	1	0	29	
Female	0	2	5	2	0	2	3	3	2	2	1	3	1	1	0	0	27	
Total	0	4	8	2	2	7	10	5	4	3	1	5	3	1	1	0	56	

Enrolment By Grade and Gender

Gender	Grade															Total
	K	1	2	3	4	5	6	7	8	9	10	11	12	4th		
Male	0	3	2	0	4	4	6	2	2	1	2	2	1	0	29	
Female	0	2	5	2	0	3	2	3	2	2	1	3	2	0	27	
Total	0	5	7	2	4	7	8	5	4	3	3	5	3	0	56	

Enrolment By Grade
For St. Lewis Academy



* Data from the 2003-2004 AGR(Enrolment/Age as of the last day in Sept./Dec.)

** Newfoundland Statistics Classification System

*** May include itinerant teachers



**School Description Report
2003-04**

District 2 - Northern Peninsula/Labrador South

#040 - St. Mary's AG, Mary's Harbour

Classification: Rural Community/Labrador Region**
Offers Distance Education: Yes

Grades: K-12

Number of Grades: 13

[School FTE PTR : 10.5](#)
[District FTE PTR : 10.2](#)
[Provincial FTE PTR : 13.5](#)

[FTE Teachers](#) *** : 9.0

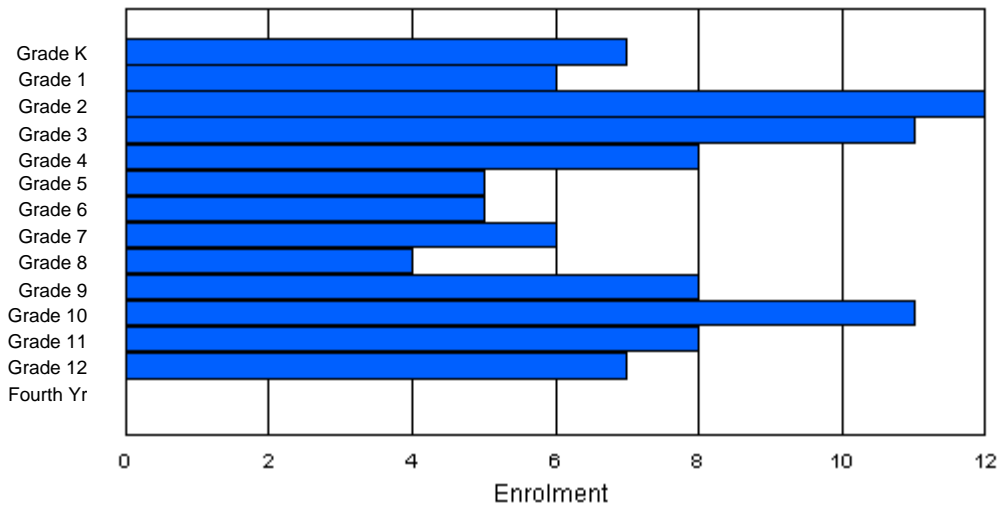
Enrolment By Age and Gender

Gender	Age																	Total
	5	6	7	8	9	10	11	12	13	14	15	16	17	18	19	20>		
Male	5	3	9	2	4	2	5	4	2	5	6	1	3	1	2	0	54	
Female	2	3	3	9	4	3	0	2	2	3	5	3	4	1	0	0	44	
Total	7	6	12	11	8	5	5	6	4	8	11	4	7	2	2	0	98	

Enrolment By Grade and Gender

Gender	Grade															Total
	K	1	2	3	4	5	6	7	8	9	10	11	12	4th		
Male	5	3	9	2	4	2	5	4	2	5	6	3	4	0	54	
Female	2	3	3	9	4	3	0	2	2	3	5	5	3	0	44	
Total	7	6	12	11	8	5	5	6	4	8	11	8	7	0	98	

Enrolment By Grade
For St. Mary's AG



* Data from the 2003-2004 AGR(Enrolment/Age as of the last day in Sept./Dec.)

** Newfoundland Statistics Classification System

*** May include itinerant teachers



**School Description Report
2003-04**

District 2 - Northern Peninsula/Labrador South

#036 - St. Paul's Elementary, L'Anse au Loup

Classification: Rural Community/Labrador Region**
Offers Distance Education: No

Grades: K-6

Number of Grades: 7

[School FTE PTR : 9.0](#)

[District FTE PTR : 10.2](#)

[Provincial FTE PTR : 13.5](#)

[FTE Teachers](#) *** : 6.0

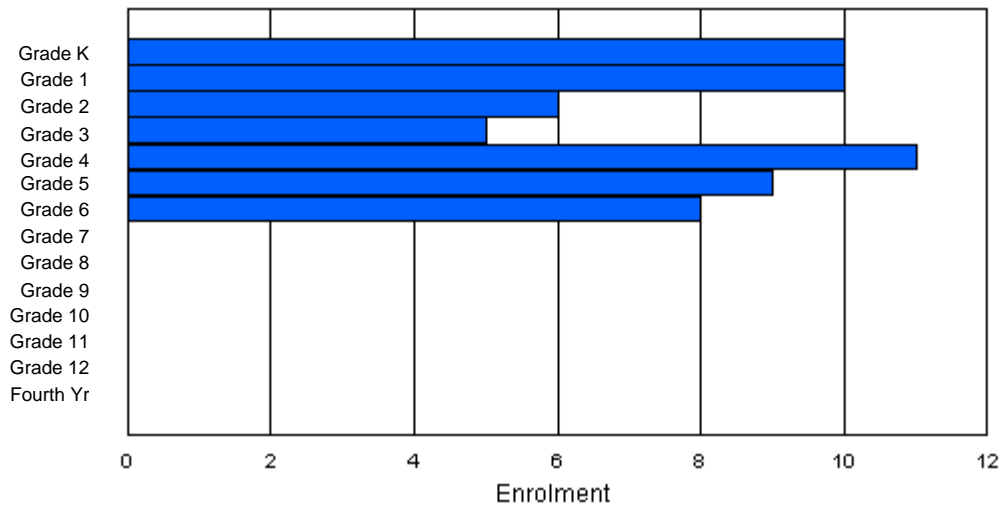
Enrolment By Age and Gender

Gender	Age																	Total
	5	6	7	8	9	10	11	12	13	14	15	16	17	18	19	20>		
Male	5	3	3	3	7	7	4	1	0	0	0	0	0	0	0	0	33	
Female	5	7	3	2	4	2	3	0	0	0	0	0	0	0	0	0	26	
Total	10	10	6	5	11	9	7	1	0	0	0	0	0	0	0	0	59	

Enrolment By Grade and Gender

Gender	Grade															Total
	K	1	2	3	4	5	6	7	8	9	10	11	12	4th		
Male	5	3	3	3	7	7	5	0	0	0	0	0	0	0	33	
Female	5	7	3	2	4	2	3	0	0	0	0	0	0	0	26	
Total	10	10	6	5	11	9	8	0	0	0	0	0	0	0	59	

Enrolment By Grade
For St. Paul's Elementary



* Data from the 2003-2004 AGR(Enrolment/Age as of the last day in Sept./Dec.)

** Newfoundland Statistics Classification System

*** May include itinerant teachers



**School Description Report
2003-04**

District 2 - Northern Peninsula/Labrador South

#048 - St. Theresa's Elementary, Port au Choix

Classification: Rural Community/Western Region**
Offers Distance Education: No

Grades: K-6

Number of Grades: 7

[School FTE PTR : 10.8](#)

[District FTE PTR : 10.2](#)

[Provincial FTE PTR : 13.5](#)

[FTE Teachers](#) *** : 11.0

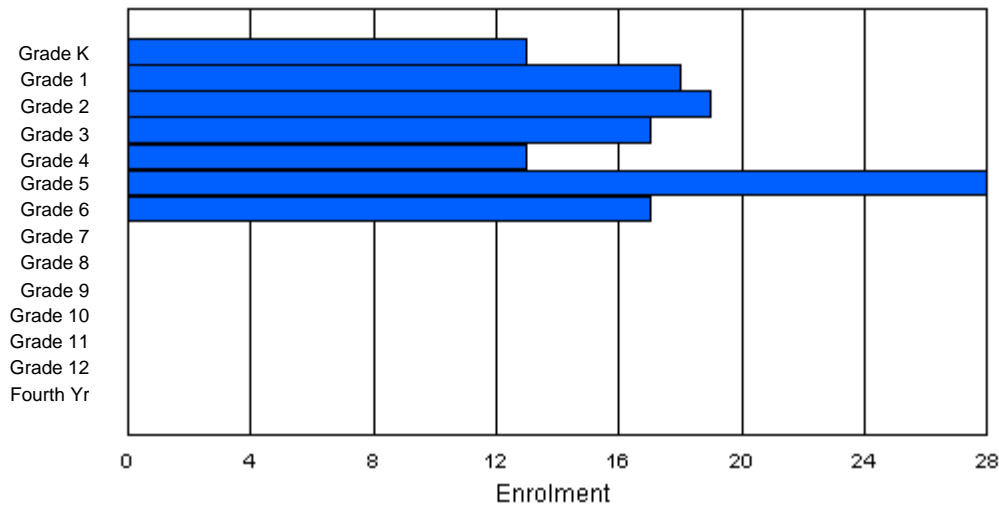
Enrolment By Age and Gender

Gender	Age																Total
	5	6	7	8	9	10	11	12	13	14	15	16	17	18	19	20>	
Male	7	8	9	8	8	13	10	0	0	0	0	0	0	0	0	0	63
Female	6	10	10	7	6	15	8	0	0	0	0	0	0	0	0	0	62
Total	13	18	19	15	14	28	18	0	0	0	0	0	0	0	0	0	125

Enrolment By Grade and Gender

Gender	Grade														Total
	K	1	2	3	4	5	6	7	8	9	10	11	12	4th	
Male	7	8	9	9	8	12	10	0	0	0	0	0	0	0	63
Female	6	10	10	8	5	16	7	0	0	0	0	0	0	0	62
Total	13	18	19	17	13	28	17	0	0	0	0	0	0	0	125

Enrolment By Grade
For St. Theresa's Elementary



* Data from the 2003-2004 AGR(Enrolment/Age as of the last day in Sept./Dec.)

** Newfoundland Statistics Classification System

*** May include itinerant teachers



**School Description Report
2003-04**

District 2 - Northern Peninsula/Labrador South

#028 - Straits Elementary, Flower's Cove

Classification: Rural Community/Western Region**
Offers Distance Education: No

Grades: K-6

Number of Grades: 7

[School FTE PTR : 11.2](#)

[District FTE PTR : 10.2](#)

[Provincial FTE PTR : 13.5](#)

[FTE Teachers](#) *** : 9.0

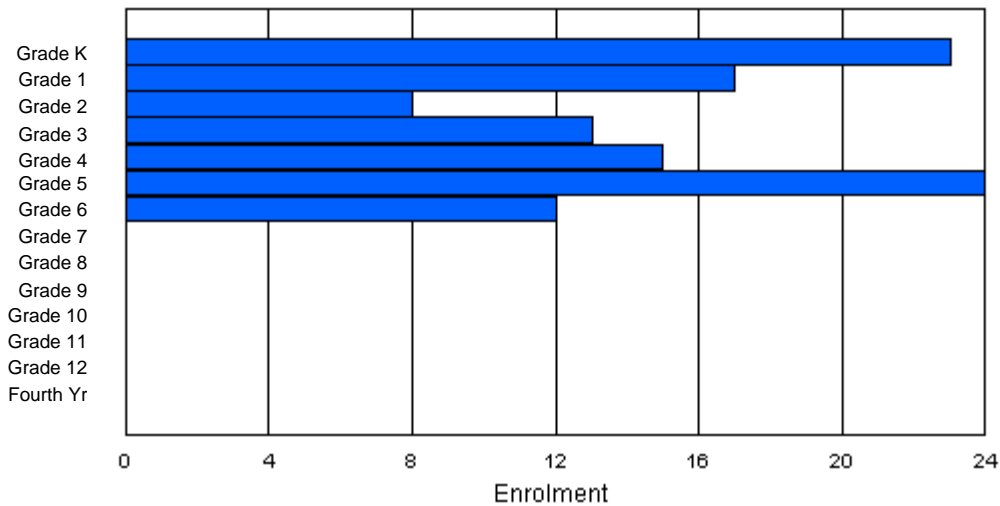
Enrolment By Age and Gender

Gender	Age																Total
	5	6	7	8	9	10	11	12	13	14	15	16	17	18	19	20>	
Male	12	10	5	6	7	14	5	0	0	0	0	0	0	0	0	0	59
Female	11	7	3	7	8	10	7	0	0	0	0	0	0	0	0	0	53
Total	23	17	8	13	15	24	12	0	0	0	0	0	0	0	0	0	112

Enrolment By Grade and Gender

Gender	Grade														Total
	K	1	2	3	4	5	6	7	8	9	10	11	12	4th	
Male	12	10	5	6	7	14	5	0	0	0	0	0	0	0	59
Female	11	7	3	7	8	10	7	0	0	0	0	0	0	0	53
Total	23	17	8	13	15	24	12	0	0	0	0	0	0	0	112

Enrolment By Grade
For Straits Elementary



* Data from the 2003-2004 AGR(Enrolment/Age as of the last day in Sept./Dec.)

** Newfoundland Statistics Classification System

*** May include itinerant teachers



**School Description Report
2003-04**

District 2 - Northern Peninsula/Labrador South

#034 - Torrent River Academy, Hawke's Bay

Classification: Rural Community/Western Region**
Offers Distance Education: No

Grades: K-6

Number of Grades: 7

[School FTE PTR : 8.1](#)

[District FTE PTR : 10.2](#)

[Provincial FTE PTR : 13.5](#)

[FTE Teachers](#) *** : 5.0

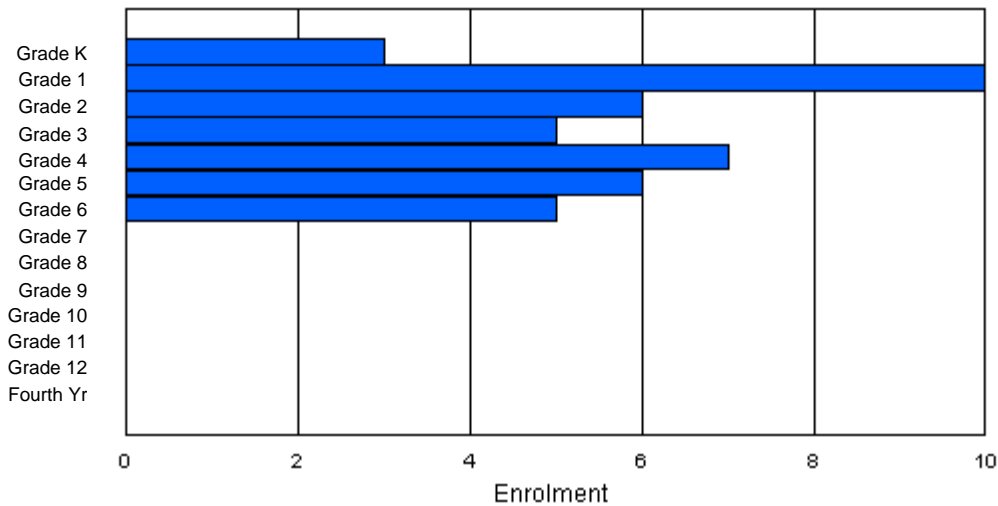
Enrolment By Age and Gender

Gender	Age																Total
	5	6	7	8	9	10	11	12	13	14	15	16	17	18	19	20>	
Male	1	6	5	4	5	2	2	0	0	0	0	0	0	0	0	0	25
Female	2	4	1	1	2	4	3	0	0	0	0	0	0	0	0	0	17
Total	3	10	6	5	7	6	5	0	0	0	0	0	0	0	0	0	42

Enrolment By Grade and Gender

Gender	Grade														Total
	K	1	2	3	4	5	6	7	8	9	10	11	12	4th	
Male	1	6	5	4	5	2	2	0	0	0	0	0	0	0	25
Female	2	4	1	1	2	4	3	0	0	0	0	0	0	0	17
Total	3	10	6	5	7	6	5	0	0	0	0	0	0	0	42

Enrolment By Grade
For Torrent River Academy



* Data from the 2003-2004 AGR(Enrolment/Age as of the last day in Sept./Dec.)

** Newfoundland Statistics Classification System

*** May include itinerant teachers



**School Description Report
2003-04**

District 2 - Northern Peninsula/Labrador South

#032 - Truman Eddison Memorial, Griquet

Classification: Rural Community/Western Region**
Offers Distance Education: No

Grades: K-6

Number of Grades: 7

[School FTE PTR : 8.6](#)
[District FTE PTR : 10.2](#)
[Provincial FTE PTR : 13.5](#)

[FTE Teachers](#) *** : 9.0

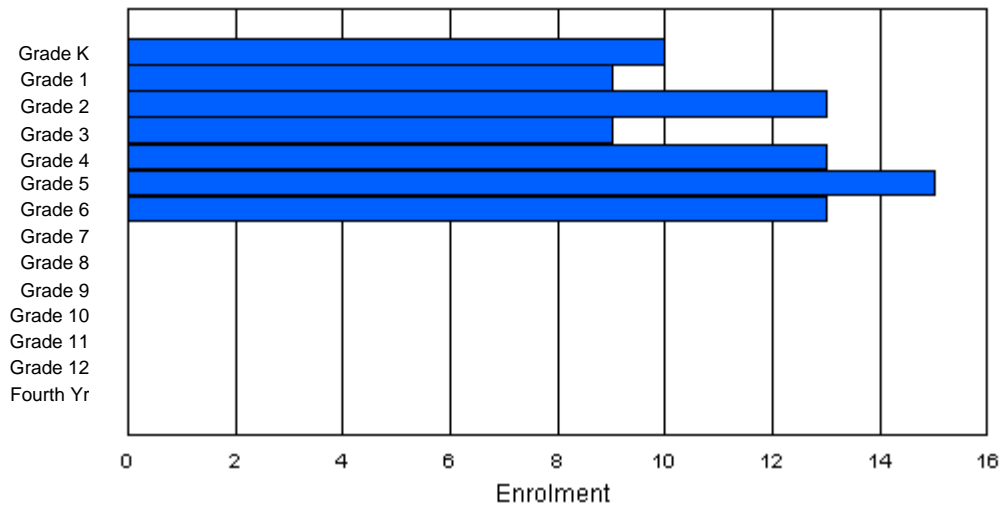
Enrolment By Age and Gender

Gender	Age																Total
	5	6	7	8	9	10	11	12	13	14	15	16	17	18	19	20>	
Male	5	4	8	4	7	8	7	0	0	0	0	0	0	0	0	0	43
Female	5	5	5	5	6	7	6	0	0	0	0	0	0	0	0	0	39
Total	10	9	13	9	13	15	13	0	0	0	0	0	0	0	0	0	82

Enrolment By Grade and Gender

Gender	Grade														Total
	K	1	2	3	4	5	6	7	8	9	10	11	12	4th	
Male	5	4	8	4	7	8	7	0	0	0	0	0	0	0	43
Female	5	5	5	5	6	7	6	0	0	0	0	0	0	0	39
Total	10	9	13	9	13	15	13	0	0	0	0	0	0	0	82

Enrolment By Grade
For Truman Eddison Memorial



* Data from the 2003-2004 AGR(Enrolment/Age as of the last day in Sept./Dec.)

** Newfoundland Statistics Classification System

*** May include itinerant teachers



School Description Report 2003-04

District 2 - Northern Peninsula/Labrador South

#475 - Viking Trail Academy, Plum Point

Classification: Rural Community/Western Region**
Offers Distance Education: Yes

Grades: K-12

Number of Grades: 13

[School FTE PTR : 12.5](#)

[District FTE PTR : 10.2](#)

[Provincial FTE PTR : 13.5](#)

[FTE Teachers](#) *** : 23.5

Enrolment By Age and Gender

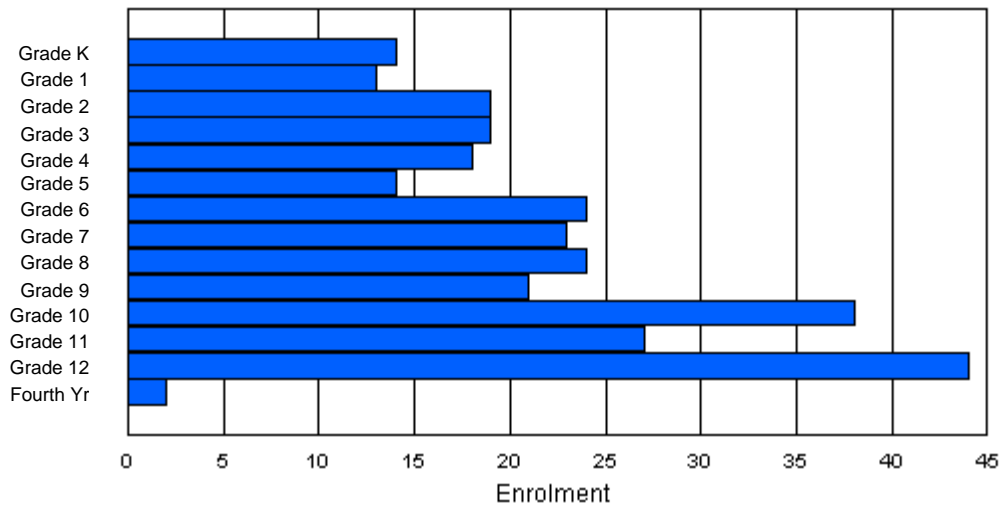
Gender	Age																Total
	5	6	7	8	9	10	11	12	13	14	15	16	17	18	19	20>	
Male	7	9	10	11	12	9	6	13	12	12	17	21	23	2	0	0	164
Female	7	4	9	8	5	6	16	12	11	8	19	7	22	2	0	0	136
Total	14	13	19	19	17	15	22	25	23	20	36	28	45	4	0	0	300

Enrolment By Grade and Gender

Gender	Grade														Total
	K	1	2	3	4	5	6	7	8	9	10	11	12	4th	
Male	7	9	10	11	13	8	8	11	13	13	19	20	22	0	164
Female	7	4	9	8	5	6	16	12	11	8	19	7	22	2	136
Total	14	13	19	19	18	14	24	23	24	21	38	27	44	2	300

Enrolment By Grade

For Viking Trail Academy



* Data from the 2003-2004 AGR(Enrolment/Age as of the last day in Sept./Dec.)

** Newfoundland Statistics Classification System

*** May include itinerant teachers



**School Description Report
2003-04**

District 2 - Northern Peninsula/Labrador South

#022 - William Gillett Academy, Charlottetown, LAB

Classification: Rural Community/Labrador Region**
Offers Distance Education: Yes

Grades: K-12

Number of Grades: 13

[School FTE PTR : 9.7](#)

[District FTE PTR : 10.2](#)

[Provincial FTE PTR : 13.5](#)

[FTE Teachers](#) *** : 8.0

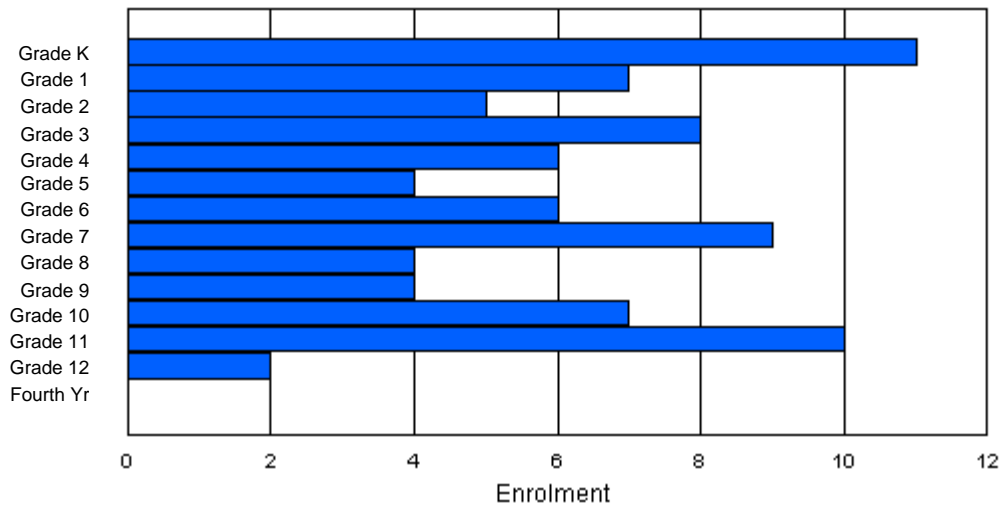
Enrolment By Age and Gender

Gender	Age																	Total
	5	6	7	8	9	10	11	12	13	14	15	16	17	18	19	20>		
Male	4	2	4	4	5	1	5	4	4	3	5	5	1	0	0	0	47	
Female	7	5	1	4	1	3	1	4	1	1	2	5	1	0	0	0	36	
Total	11	7	5	8	6	4	6	8	5	4	7	10	2	0	0	0	83	

Enrolment By Grade and Gender

Gender	Grade															Total
	K	1	2	3	4	5	6	7	8	9	10	11	12	4th		
Male	4	2	4	4	5	1	5	5	3	3	5	5	1	0	47	
Female	7	5	1	4	1	3	1	4	1	1	2	5	1	0	36	
Total	11	7	5	8	6	4	6	9	4	4	7	10	2	0	83	

Enrolment By Grade
For William Gillett Academy



* Data from the 2003-2004 AGR(Enrolment/Age as of the last day in Sept./Dec.)

** Newfoundland Statistics Classification System

*** May include itinerant teachers



**School Description Report
2003-04**

District 2 - Northern Peninsula/Labrador South

#056 - William's Harbour School, Williams Harbour

Classification: Rural Community/Labrador Region**
Offers Distance Education: No

Grades: K,2,4,6

Number of Grades: 4

[School FTE PTR : 2.3](#)

[District FTE PTR : 10.2](#)

[Provincial FTE PTR : 13.5](#)

[FTE Teachers](#) *** : 2.0

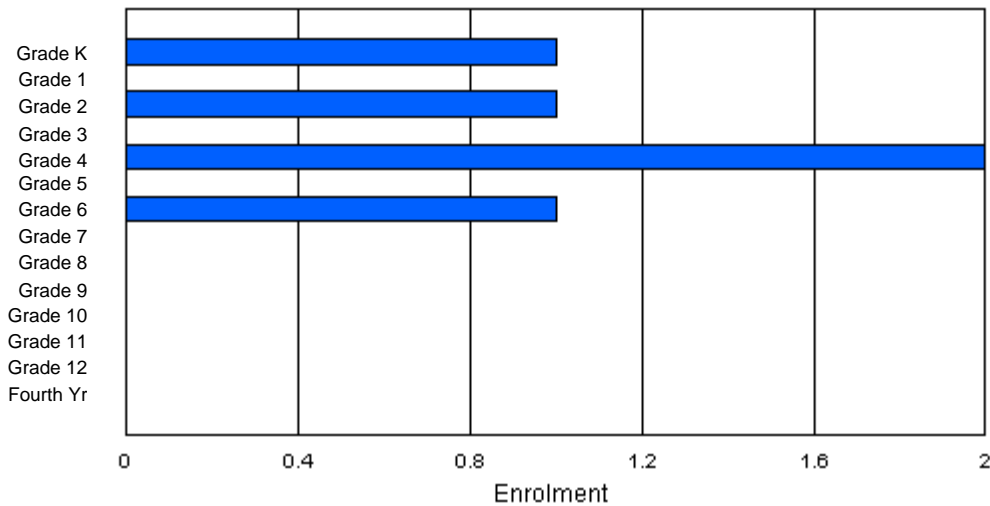
Enrolment By Age and Gender

Gender	Age																Total
	5	6	7	8	9	10	11	12	13	14	15	16	17	18	19	20>	
Male	0	0	1	0	2	0	0	0	0	0	0	0	0	0	0	0	3
Female	1	0	0	0	0	0	1	0	0	0	0	0	0	0	0	0	2
Total	1	0	1	0	2	0	1	0	0	0	0	0	0	0	0	0	5

Enrolment By Grade and Gender

Gender	Grade														Total
	K	1	2	3	4	5	6	7	8	9	10	11	12	4th	
Male	0	0	1	0	2	0	0	0	0	0	0	0	0	0	3
Female	1	0	0	0	0	0	1	0	0	0	0	0	0	0	2
Total	1	0	1	0	2	0	1	0	0	0	0	0	0	0	5

Enrolment By Grade
For William's Harbour School



* Data from the 2003-2004 AGR(Enrolment/Age as of the last day in Sept./Dec.)

** Newfoundland Statistics Classification System

*** May include itinerant teachers



**School Description Report
2003-04**

District 3 - Deer Lake/Corner Brook/St. Barbe

#393 - Bonne Bay Academy, Woody Point

Classification: Rural Community/Western Region**
Offers Distance Education: Yes

Grades: K-12

Number of Grades: 13

[School FTE PTR : 8.3](#)

[District FTE PTR : 13.4](#)

[Provincial FTE PTR : 13.5](#)

[FTE Teachers](#) *** : 10.0

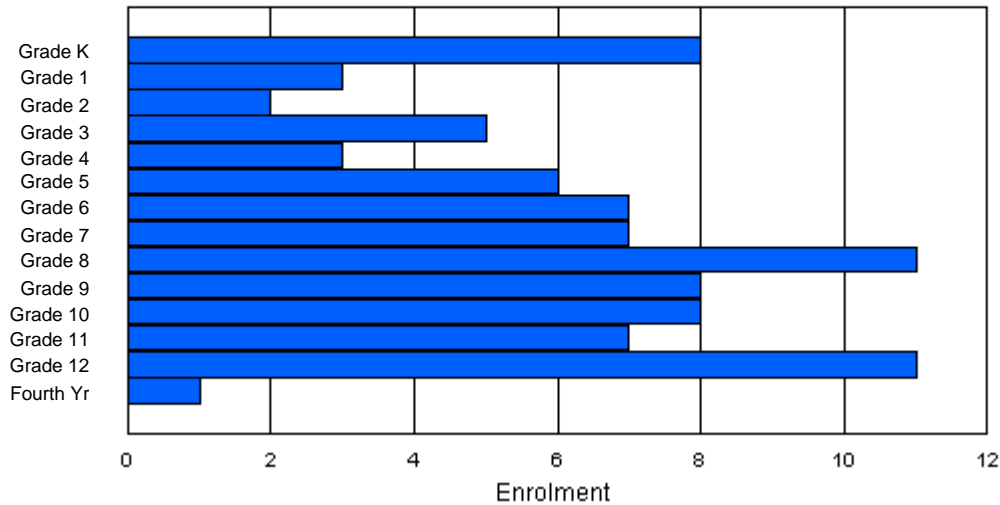
Enrolment By Age and Gender

Gender	Age																	Total
	5	6	7	8	9	10	11	12	13	14	15	16	17	18	19	20>		
Male	6	0	0	1	1	2	6	3	5	4	4	1	4	0	0	0	37	
Female	2	3	2	4	2	3	2	4	6	4	4	6	7	0	0	1	50	
Total	8	3	2	5	3	5	8	7	11	8	8	7	11	0	0	1	87	

Enrolment By Grade and Gender

Gender	Grade															Total
	K	1	2	3	4	5	6	7	8	9	10	11	12	4th		
Male	6	0	0	1	1	3	5	3	5	4	4	1	4	0	37	
Female	2	3	2	4	2	3	2	4	6	4	4	6	7	1	50	
Total	8	3	2	5	3	6	7	7	11	8	8	7	11	1	87	

Enrolment By Grade
For Bonne Bay Academy



* Data from the 2003-2004 AGR(Enrolment/Age as of the last day in Sept./Dec.)

** Newfoundland Statistics Classification System

*** May include itinerant teachers



**School Description Report
2003-04**

District 3 - Deer Lake/Corner Brook/St. Barbe

#060 - C.C. Loughlin Elementary, Corner Brook

Classification: Urban Community/Western Region**
Offers Distance Education: No

Grades: K-6

Number of Grades: 7

[School FTE PTR : 15.9](#)

[District FTE PTR : 13.4](#)

[Provincial FTE PTR : 13.5](#)

[FTE Teachers](#) *** : 32.3

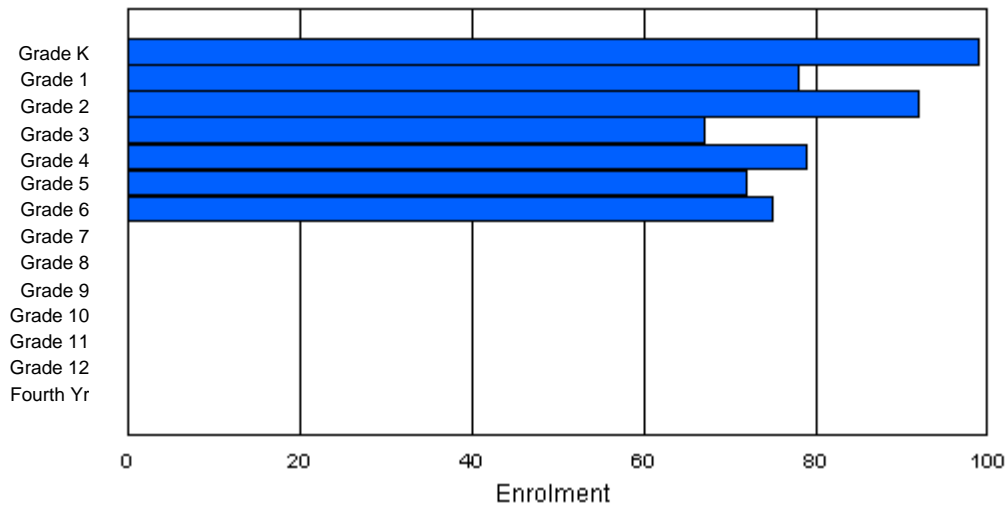
Enrolment By Age and Gender

Gender	Age																Total
	5	6	7	8	9	10	11	12	13	14	15	16	17	18	19	20>	
Male	46	36	52	34	30	35	37	3	0	0	0	0	0	0	0	0	273
Female	53	39	42	34	46	39	35	1	0	0	0	0	0	0	0	0	289
Total	99	75	94	68	76	74	72	4	0	0	0	0	0	0	0	0	562

Enrolment By Grade and Gender

Gender	Grade														Total
	K	1	2	3	4	5	6	7	8	9	10	11	12	4th	
Male	46	39	50	33	33	33	39	0	0	0	0	0	0	0	273
Female	53	39	42	34	46	39	36	0	0	0	0	0	0	0	289
Total	99	78	92	67	79	72	75	0	0	0	0	0	0	0	562

Enrolment By Grade
For C.C. Loughlin Elementary



* Data from the 2003-2004 AGR(Enrolment/Age as of the last day in Sept./Dec.)

** Newfoundland Statistics Classification System

*** May include itinerant teachers



**School Description Report
2003-04**

District 3 - Deer Lake/Corner Brook/St. Barbe

#388 - Cow Head School Complex, Cow Head

Classification: Rural Community/Western Region**
Offers Distance Education: Yes

Grades: K-12

Number of Grades: 13

[School FTE PTR : 10.7](#)

[District FTE PTR : 13.4](#)

[Provincial FTE PTR : 13.5](#)

[FTE Teachers](#) *** : 19.5

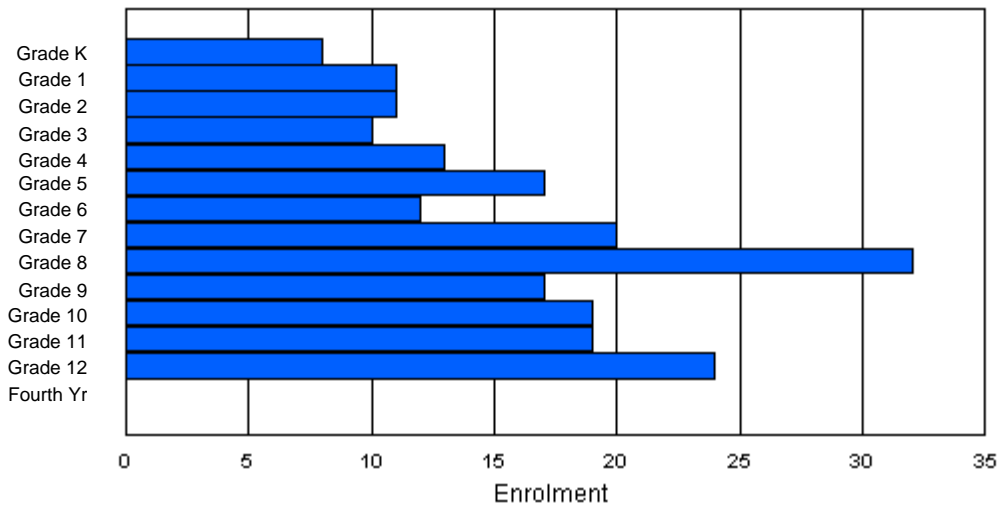
Enrolment By Age and Gender

Gender	Age																	Total
	5	6	7	8	9	10	11	12	13	14	15	16	17	18	19	20>		
Male	5	6	7	4	6	8	6	9	11	11	13	9	15	0	0	0	110	
Female	3	5	4	6	7	9	6	10	16	8	9	9	10	1	0	0	103	
Total	8	11	11	10	13	17	12	19	27	19	22	18	25	1	0	0	213	

Enrolment By Grade and Gender

Gender	Grade															Total
	K	1	2	3	4	5	6	7	8	9	10	11	12	4th		
Male	5	6	7	4	6	8	6	10	15	10	10	10	13	0	110	
Female	3	5	4	6	7	9	6	10	17	7	9	9	11	0	103	
Total	8	11	11	10	13	17	12	20	32	17	19	19	24	0	213	

Enrolment By Grade
For Cow Head School Complex



* Data from the 2003-2004 AGR(Enrolment/Age as of the last day in Sept./Dec.)

** Newfoundland Statistics Classification System

*** May include itinerant teachers



**School Description Report
2003-04**

District 3 - Deer Lake/Corner Brook/St. Barbe

#389 - Elwood Elementary, Deer Lake

Classification: Rural Community/Western Region**
Offers Distance Education: No

Grades: K-5

Number of Grades: 6

[School FTE PTR : 14.9](#)

[District FTE PTR : 13.4](#)

[Provincial FTE PTR : 13.5](#)

[FTE Teachers](#) *** : 27.0

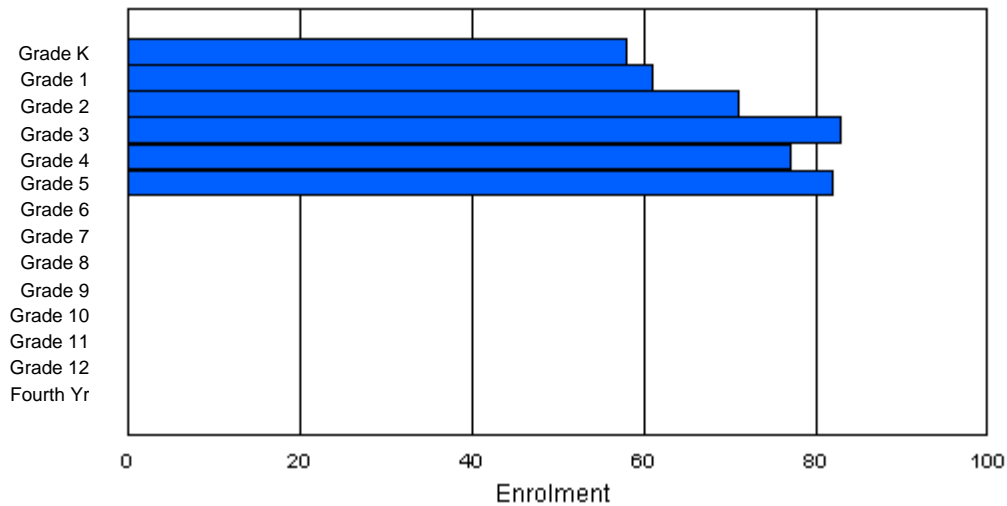
Enrolment By Age and Gender

Gender	Age																Total
	5	6	7	8	9	10	11	12	13	14	15	16	17	18	19	20>	
Male	36	34	38	47	36	37	6	0	0	0	0	0	0	0	0	0	234
Female	21	26	35	32	43	39	2	0	0	0	0	0	0	0	0	0	198
Total	57	60	73	79	79	76	8	0	0	0	0	0	0	0	0	0	432

Enrolment By Grade and Gender

Gender	Grade														Total
	K	1	2	3	4	5	6	7	8	9	10	11	12	4th	
Male	37	34	37	49	36	41	0	0	0	0	0	0	0	0	234
Female	21	27	34	34	41	41	0	0	0	0	0	0	0	0	198
Total	58	61	71	83	77	82	0	0	0	0	0	0	0	0	432

Enrolment By Grade
For Elwood Elementary



* Data from the 2003-2004 AGR(Enrolment/Age as of the last day in Sept./Dec.)

** Newfoundland Statistics Classification System

*** May include itinerant teachers



**School Description Report
2003-04**

District 3 - Deer Lake/Corner Brook/St. Barbe

#390 - Elwood High School, Deer Lake

Classification: Rural Community/Western Region**
Offers Distance Education: No

Grades: 10-12

Number of Grades: 3

[School FTE PTR : 15.9](#)

[District FTE PTR : 13.4](#)

[Provincial FTE PTR : 13.5](#)

[FTE Teachers](#) *** : 20.8

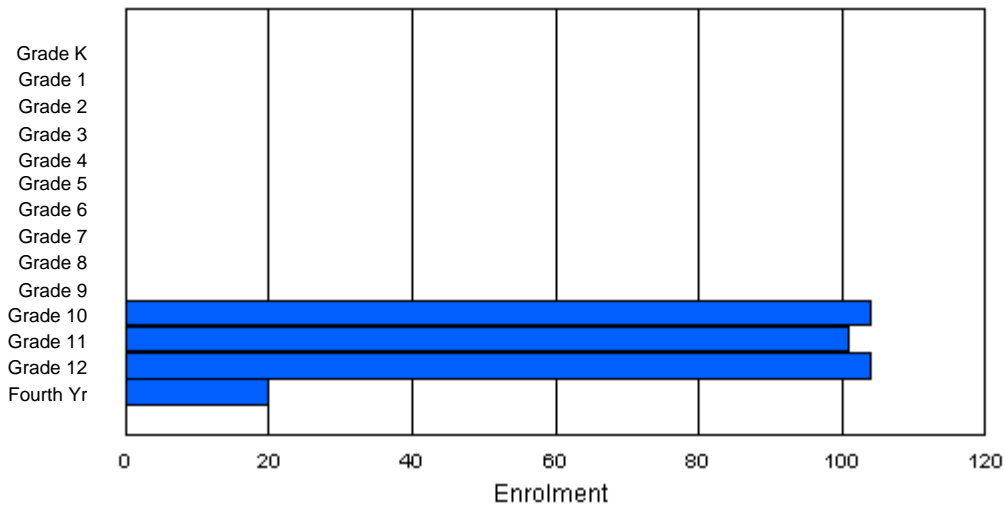
Enrolment By Age and Gender

Gender	Age																	Total
	5	6	7	8	9	10	11	12	13	14	15	16	17	18	19	20>		
Male	0	0	0	0	0	0	0	0	0	0	40	45	54	18	4	0	161	
Female	0	0	0	0	0	0	0	0	0	0	57	49	52	8	2	0	168	
Total	0	0	0	0	0	0	0	0	0	0	97	94	106	26	6	0	329	

Enrolment By Grade and Gender

Gender	Grade															Total
	K	1	2	3	4	5	6	7	8	9	10	11	12	4th		
Male	0	0	0	0	0	0	0	0	0	0	41	56	51	13	161	
Female	0	0	0	0	0	0	0	0	0	0	63	45	53	7	168	
Total	0	0	0	0	0	0	0	0	0	0	104	101	104	20	329	

Enrolment By Grade
For Elwood High School



* Data from the 2003-2004 AGR(Enrolment/Age as of the last day in Sept./Dec.)

** Newfoundland Statistics Classification System

*** May include itinerant teachers



**School Description Report
2003-04**

District 3 - Deer Lake/Corner Brook/St. Barbe

#062 - G.C. Rowe Junior High, Corner Brook

Classification: Urban Community/Western Region**
Offers Distance Education: No

Grades: 7-9

Number of Grades: 3

[School FTE PTR : 16.4](#)

[District FTE PTR : 13.4](#)

[Provincial FTE PTR : 13.5](#)

[FTE Teachers](#) *** : 28.8

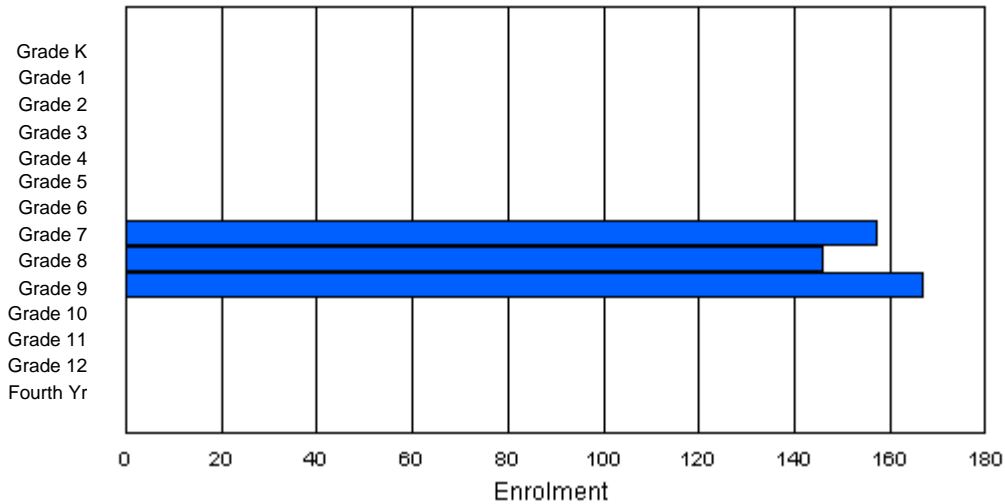
Enrolment By Age and Gender

Gender	Age																	Total
	5	6	7	8	9	10	11	12	13	14	15	16	17	18	19	20>		
Male	0	0	0	0	0	0	0	77	66	92	9	1	0	0	0	0	245	
Female	0	0	0	0	0	0	0	72	74	70	8	1	0	0	0	0	225	
Total	0	0	0	0	0	0	0	149	140	162	17	2	0	0	0	0	470	

Enrolment By Grade and Gender

Gender	Grade															Total
	K	1	2	3	4	5	6	7	8	9	10	11	12	4th		
Male	0	0	0	0	0	0	0	84	69	92	0	0	0	0	245	
Female	0	0	0	0	0	0	0	73	77	75	0	0	0	0	225	
Total	0	0	0	0	0	0	0	157	146	167	0	0	0	0	470	

Enrolment By Grade
For G.C. Rowe Junior High



* Data from the 2003-2004 AGR(Enrolment/Age as of the last day in Sept./Dec.)

** Newfoundland Statistics Classification System

*** May include itinerant teachers



**School Description Report
2003-04**

District 3 - Deer Lake/Corner Brook/St. Barbe

#086 - Gros Morne Academy, Rocky Harbour

Classification: Rural Community/Western Region**
Offers Distance Education: Yes

Grades: K-12

Number of Grades: 13

[School FTE PTR : 12.3](#)

[District FTE PTR : 13.4](#)

[Provincial FTE PTR : 13.5](#)

[FTE Teachers](#) *** : 21.5

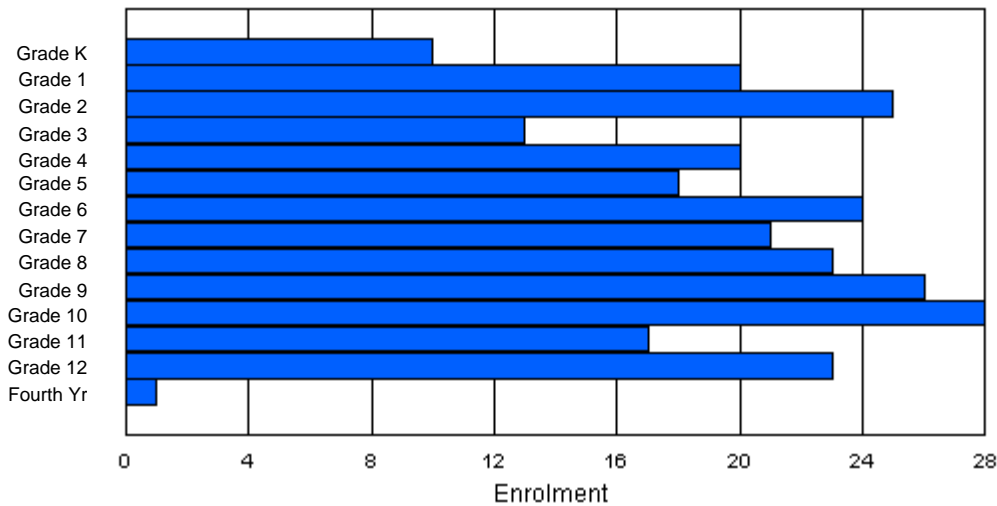
Enrolment By Age and Gender

Gender	Age																	Total
	5	6	7	8	9	10	11	12	13	14	15	16	17	18	19	20>		
Male	4	11	14	5	7	10	15	10	15	17	12	11	15	2	1	0	149	
Female	6	9	11	8	12	8	11	5	10	8	5	14	9	3	1	0	120	
Total	10	20	25	13	19	18	26	15	25	25	17	25	24	5	2	0	269	

Enrolment By Grade and Gender

Gender	Grade														Total
	K	1	2	3	4	5	6	7	8	9	10	11	12	4th	
Male	4	11	14	5	8	10	13	14	15	19	15	8	13	0	149
Female	6	9	11	8	12	8	11	7	8	7	13	9	10	1	120
Total	10	20	25	13	20	18	24	21	23	26	28	17	23	1	269

Enrolment By Grade
For Gros Morne Academy



* Data from the 2003-2004 AGR(Enrolment/Age as of the last day in Sept./Dec.)

** Newfoundland Statistics Classification System

*** May include itinerant teachers



**School Description Report
2003-04**

District 3 - Deer Lake/Corner Brook/St. Barbe

#075 - Hampden Academy, Hampden

Classification: Rural Community/Western Region**
Offers Distance Education: Yes

Grades: K-12

Number of Grades: 13

[School FTE PTR : 8.6](#)
[District FTE PTR : 13.4](#)
[Provincial FTE PTR : 13.5](#)

[FTE Teachers](#) *** : 11.8

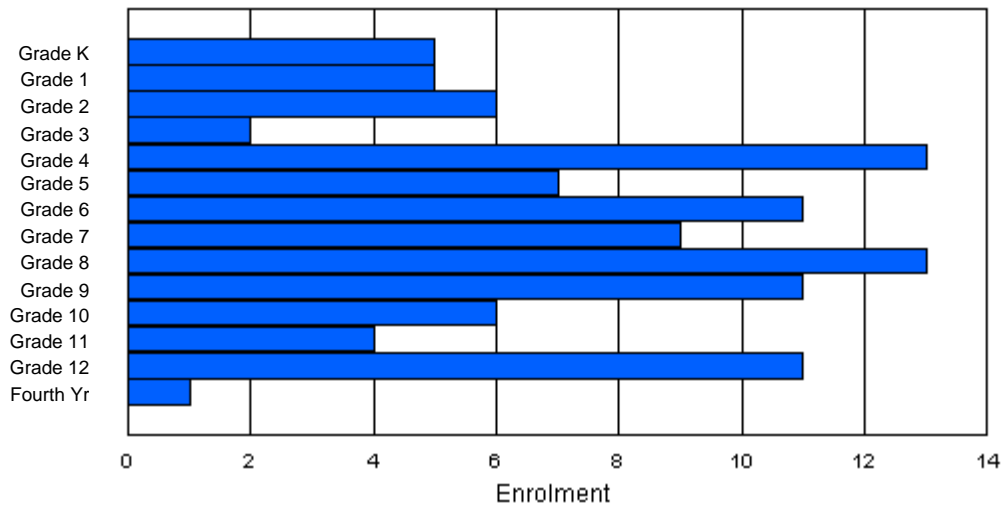
Enrolment By Age and Gender

Gender	Age																	Total
	5	6	7	8	9	10	11	12	13	14	15	16	17	18	19	20>		
Male	2	3	5	2	9	4	5	4	10	4	7	2	3	1	0	0	61	
Female	3	2	1	0	4	3	6	4	4	5	0	3	7	0	1	0	43	
Total	5	5	6	2	13	7	11	8	14	9	7	5	10	1	1	0	104	

Enrolment By Grade and Gender

Gender	Grade															Total
	K	1	2	3	4	5	6	7	8	9	10	11	12	4th		
Male	2	3	5	2	9	4	5	5	9	6	5	2	4	0	61	
Female	3	2	1	0	4	3	6	4	4	5	1	2	7	1	43	
Total	5	5	6	2	13	7	11	9	13	11	6	4	11	1	104	

Enrolment By Grade
For Hampden Academy



* Data from the 2003-2004 AGR(Enrolment/Age as of the last day in Sept./Dec.)

** Newfoundland Statistics Classification System

*** May include itinerant teachers



**School Description Report
2003-04**

District 3 - Deer Lake/Corner Brook/St. Barbe

#063 - Herdman Collegiate, Corner Brook

Classification: Urban Community/Western Region**
Offers Distance Education: No

Grades: 10-12

Number of Grades: 3

[School FTE PTR : 15.2](#)

[District FTE PTR : 13.4](#)

[Provincial FTE PTR : 13.5](#)

[FTE Teachers](#) *** : 28.5

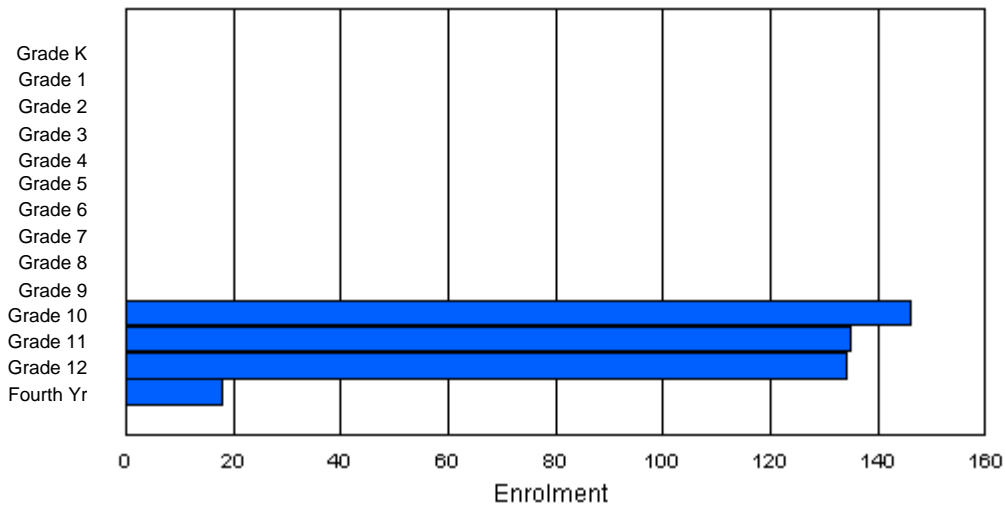
Enrolment By Age and Gender

Gender	Age																	Total
	5	6	7	8	9	10	11	12	13	14	15	16	17	18	19	20>		
Male	0	0	0	0	0	0	0	0	0	2	55	74	67	19	4	0	221	
Female	0	0	0	0	0	0	0	0	0	1	69	61	68	11	2	0	212	
Total	0	0	0	0	0	0	0	0	0	3	124	135	135	30	6	0	433	

Enrolment By Grade and Gender

Gender	Grade															Total
	K	1	2	3	4	5	6	7	8	9	10	11	12	4th		
Male	0	0	0	0	0	0	0	0	0	0	69	74	69	9	221	
Female	0	0	0	0	0	0	0	0	0	0	77	61	65	9	212	
Total	0	0	0	0	0	0	0	0	0	0	146	135	134	18	433	

Enrolment By Grade
For Herdman Collegiate



* Data from the 2003-2004 AGR(Enrolment/Age as of the last day in Sept./Dec.)

** Newfoundland Statistics Classification System

*** May include itinerant teachers



**School Description Report
2003-04**

District 3 - Deer Lake/Corner Brook/St. Barbe

#072 - Holy Cross All Grade School, Daniel's Harbour

Classification: Rural Community/Western Region**
Offers Distance Education: Yes

Grades: K,2-12

Number of Grades: 12

[School FTE PTR : 8.1](#)

[District FTE PTR : 13.4](#)

[Provincial FTE PTR : 13.5](#)

[FTE Teachers](#) *** : 9.0

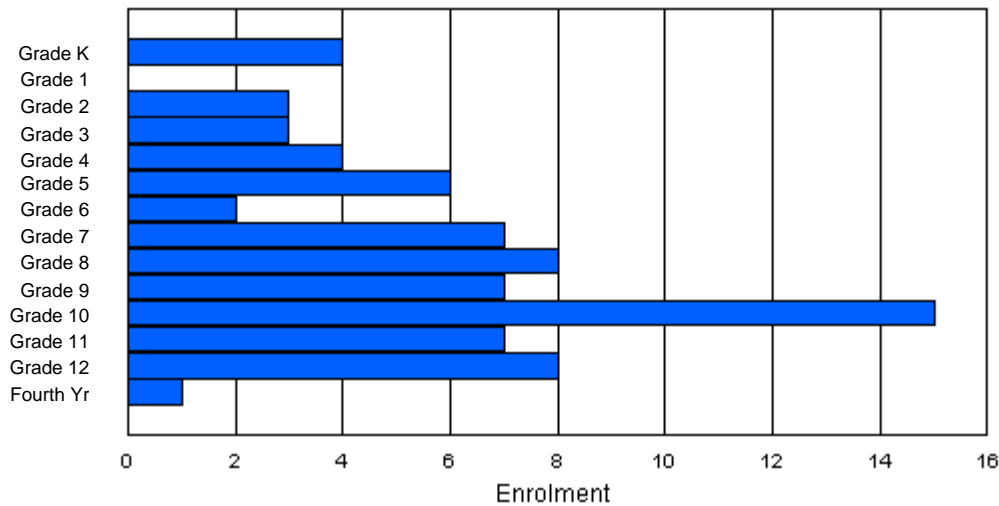
Enrolment By Age and Gender

Gender	Age																	Total
	5	6	7	8	9	10	11	12	13	14	15	16	17	18	19	20>		
Male	1	0	2	2	3	1	1	4	4	5	9	4	3	1	0	0	40	
Female	3	0	1	1	0	5	0	4	5	1	3	4	7	1	0	0	35	
Total	4	0	3	3	3	6	1	8	9	6	12	8	10	2	0	0	75	

Enrolment By Grade and Gender

Gender	Grade															Total
	K	1	2	3	4	5	6	7	8	9	10	11	12	4th		
Male	1	0	2	2	4	1	1	4	3	5	12	2	3	0	40	
Female	3	0	1	1	0	5	1	3	5	2	3	5	5	1	35	
Total	4	0	3	3	4	6	2	7	8	7	15	7	8	1	75	

Enrolment By Grade
For Holy Cross All Grade School



* Data from the 2003-2004 AGR(Enrolment/Age as of the last day in Sept./Dec.)

** Newfoundland Statistics Classification System

*** May include itinerant teachers



**School Description Report
2003-04**

District 3 - Deer Lake/Corner Brook/St. Barbe

#077 - Howley Elementary, Howley

Classification: Rural Community/Western Region**
Offers Distance Education: No

Grades: K-5

Number of Grades: 6

[School FTE PTR : 7.5](#)

[District FTE PTR : 13.4](#)

[Provincial FTE PTR : 13.5](#)

[FTE Teachers](#) *** : 2.0

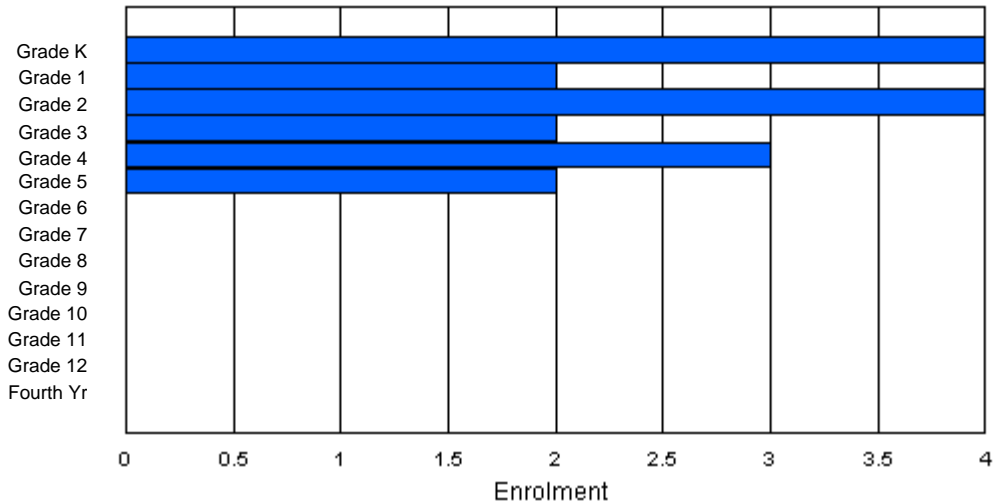
Enrolment By Age and Gender

Gender	Age																Total
	5	6	7	8	9	10	11	12	13	14	15	16	17	18	19	20>	
Male	1	2	0	1	1	0	0	0	0	0	0	0	0	0	0	0	5
Female	3	0	4	1	2	2	0	0	0	0	0	0	0	0	0	0	12
Total	4	2	4	2	3	2	0	0	0	0	0	0	0	0	0	0	17

Enrolment By Grade and Gender

Gender	K	Grade												Total		
		1	2	3	4	5	6	7	8	9	10	11	12		4th	
Male	1	2	0	1	1	0	0	0	0	0	0	0	0	0	0	5
Female	3	0	4	1	2	2	0	0	0	0	0	0	0	0	0	12
Total	4	2	4	2	3	2	0	0	0	0	0	0	0	0	0	17

Enrolment By Grade
For Howley Elementary



* Data from the 2003-2004 AGR(Enrolment/Age as of the last day in Sept./Dec.)

** Newfoundland Statistics Classification System

*** May include itinerant teachers



**School Description Report
2003-04**

District 3 - Deer Lake/Corner Brook/St. Barbe

#065 - Humber Elementary, Corner Brook

Classification: Urban Community/Western Region**
Offers Distance Education: No

Grades: K-6

Number of Grades: 7

[School FTE PTR : 14.4](#)

[District FTE PTR : 13.4](#)

[Provincial FTE PTR : 13.5](#)

[FTE Teachers](#) *** : 24.8

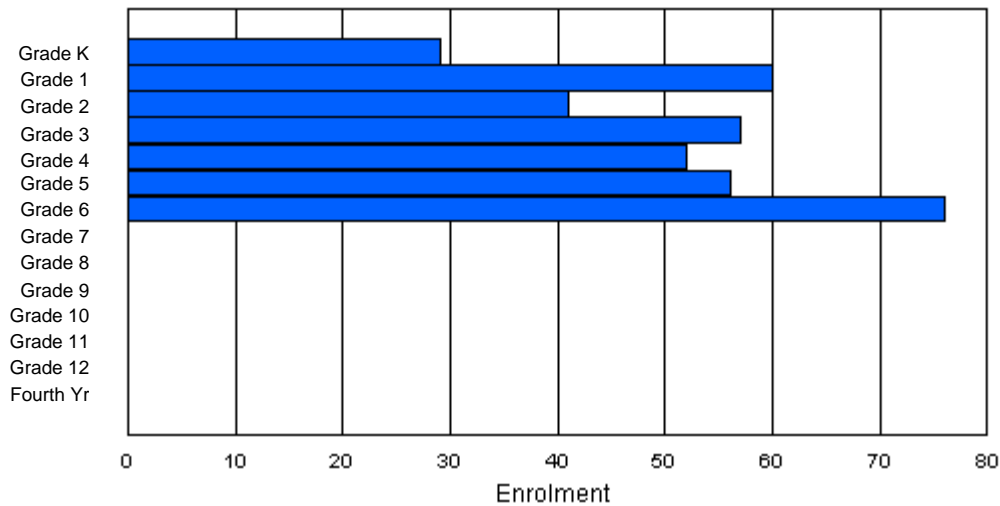
Enrolment By Age and Gender

Gender	Age																Total
	5	6	7	8	9	10	11	12	13	14	15	16	17	18	19	20>	
Male	14	34	18	32	29	33	40	5	0	0	0	0	0	0	0	0	205
Female	14	26	24	24	19	25	34	0	0	0	0	0	0	0	0	0	166
Total	28	60	42	56	48	58	74	5	0	0	0	0	0	0	0	0	371

Enrolment By Grade and Gender

Gender	Grade														Total
	K	1	2	3	4	5	6	7	8	9	10	11	12	4th	
Male	15	34	17	34	31	31	43	0	0	0	0	0	0	0	205
Female	14	26	24	23	21	25	33	0	0	0	0	0	0	0	166
Total	29	60	41	57	52	56	76	0	0	0	0	0	0	0	371

Enrolment By Grade
For Humber Elementary



* Data from the 2003-2004 AGR(Enrolment/Age as of the last day in Sept./Dec.)

** Newfoundland Statistics Classification System

*** May include itinerant teachers



**School Description Report
2003-04**

District 3 - Deer Lake/Corner Brook/St. Barbe

#066 - J.J. Curling Elementary, Corner Brook

Classification: Urban Community/Western Region**
Offers Distance Education: No

Grades: K-6

Number of Grades: 7

[School FTE PTR : 14.7](#)

[District FTE PTR : 13.4](#)

[Provincial FTE PTR : 13.5](#)

[FTE Teachers](#) *** : 23.0

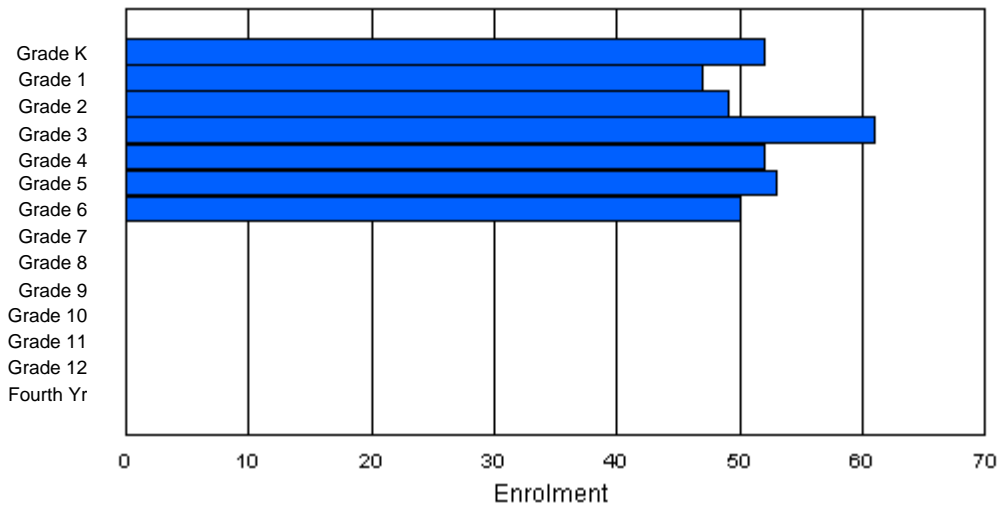
Enrolment By Age and Gender

Gender	Age																Total
	5	6	7	8	9	10	11	12	13	14	15	16	17	18	19	20>	
Male	29	24	31	38	24	25	26	1	0	0	0	0	0	0	0	0	198
Female	21	22	21	22	27	28	25	0	0	0	0	0	0	0	0	0	166
Total	50	46	52	60	51	53	51	1	0	0	0	0	0	0	0	0	364

Enrolment By Grade and Gender

Gender	Grade														Total
	K	1	2	3	4	5	6	7	8	9	10	11	12	4th	
Male	31	25	28	39	23	26	26	0	0	0	0	0	0	0	198
Female	21	22	21	22	29	27	24	0	0	0	0	0	0	0	166
Total	52	47	49	61	52	53	50	0	0	0	0	0	0	0	364

Enrolment By Grade
For J.J. Curling Elementary



* Data from the 2003-2004 AGR(Enrolment/Age as of the last day in Sept./Dec.)

** Newfoundland Statistics Classification System

*** May include itinerant teachers



**School Description Report
2003-04**

District 3 - Deer Lake/Corner Brook/St. Barbe

#089 - Jakeman All Grade, Trout River

Classification: Rural Community/Western Region**
Offers Distance Education: Yes

Grades: K-12

Number of Grades: 13

[School FTE PTR : 9.3](#)

[District FTE PTR : 13.4](#)

[Provincial FTE PTR : 13.5](#)

[FTE Teachers](#) *** : 12.0

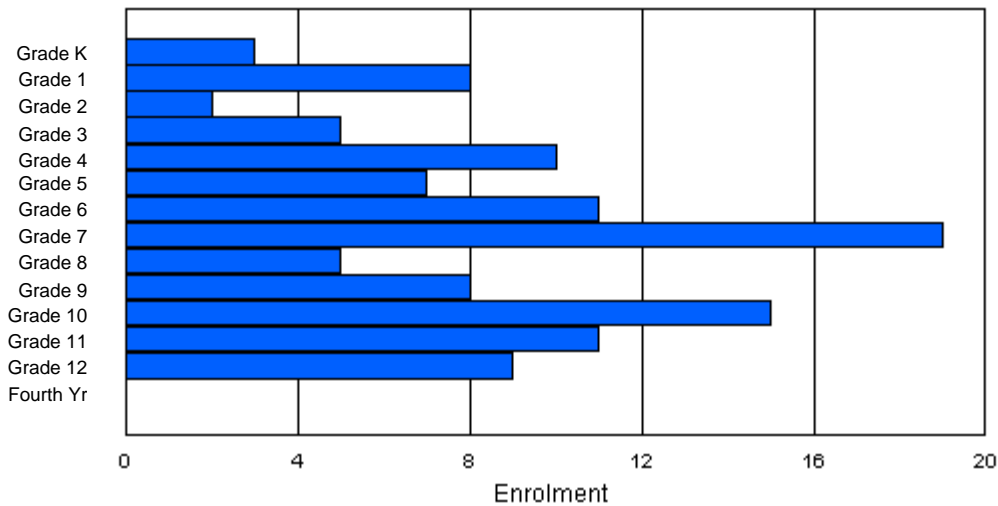
Enrolment By Age and Gender

Gender	Age																	Total
	5	6	7	8	9	10	11	12	13	14	15	16	17	18	19	20>		
Male	0	4	1	3	4	3	5	8	8	4	6	5	2	6	0	0	59	
Female	3	4	1	2	5	4	4	4	6	5	8	5	3	0	0	0	54	
Total	3	8	2	5	9	7	9	12	14	9	14	10	5	6	0	0	113	

Enrolment By Grade and Gender

Gender	Grade															Total
	K	1	2	3	4	5	6	7	8	9	10	11	12	4th		
Male	0	4	1	3	5	3	7	12	1	4	6	7	6	0	59	
Female	3	4	1	2	5	4	4	7	4	4	9	4	3	0	54	
Total	3	8	2	5	10	7	11	19	5	8	15	11	9	0	113	

Enrolment By Grade
For Jakeman All Grade



* Data from the 2003-2004 AGR(Enrolment/Age as of the last day in Sept./Dec.)

** Newfoundland Statistics Classification System

*** May include itinerant teachers



**School Description Report
2003-04**

District 3 - Deer Lake/Corner Brook/St. Barbe

#088 - Main River Academy, Pollard's Point

Classification: Rural Community/Western Region**
Offers Distance Education: No

Grades: K-12

Number of Grades: 13

[School FTE PTR : 10.7](#)

[District FTE PTR : 13.4](#)

[Provincial FTE PTR : 13.5](#)

[FTE Teachers](#) *** : 17.0

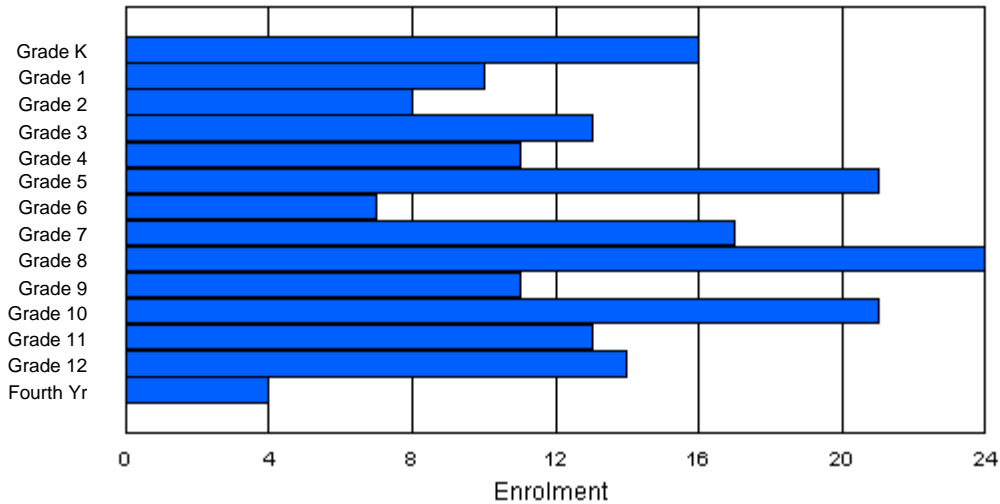
Enrolment By Age and Gender

Gender	Age																	Total
	5	6	7	8	9	10	11	12	13	14	15	16	17	18	19	20>		
Male	3	7	3	6	5	7	5	9	6	7	10	10	9	3	0	0	90	
Female	11	5	5	11	7	9	2	6	16	1	9	10	3	4	1	0	100	
Total	14	12	8	17	12	16	7	15	22	8	19	20	12	7	1	0	190	

Enrolment By Grade and Gender

Gender	Grade															Total
	K	1	2	3	4	5	6	7	8	9	10	11	12	4th		
Male	4	6	3	4	5	9	5	11	8	6	12	5	10	2	90	
Female	12	4	5	9	6	12	2	6	16	5	9	8	4	2	100	
Total	16	10	8	13	11	21	7	17	24	11	21	13	14	4	190	

Enrolment By Grade
For Main River Academy



* Data from the 2003-2004 AGR(Enrolment/Age as of the last day in Sept./Dec.)

** Newfoundland Statistics Classification System

*** May include itinerant teachers



**School Description Report
2003-04**

District 3 - Deer Lake/Corner Brook/St. Barbe

#080 - Northshore Elementary, Meadows

Classification: Urban Community/Western Region**
Offers Distance Education: No

Grades: K-6

Number of Grades: 7

[School FTE PTR : 13.9](#)

[District FTE PTR : 13.4](#)

[Provincial FTE PTR : 13.5](#)

[FTE Teachers](#) *** : 20.0

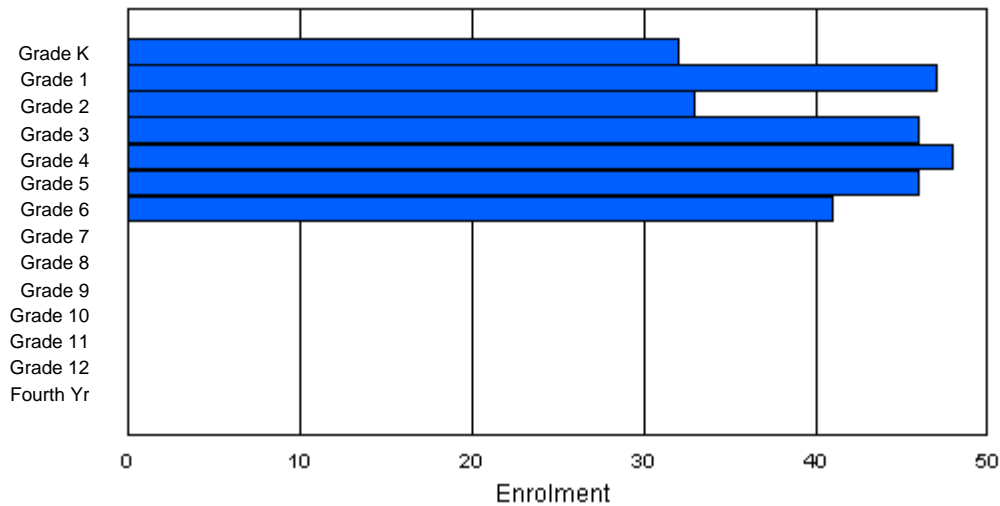
Enrolment By Age and Gender

Gender	Age																Total
	5	6	7	8	9	10	11	12	13	14	15	16	17	18	19	20>	
Male	15	29	18	25	28	21	17	5	0	0	0	0	0	0	0	0	158
Female	16	18	15	22	16	28	17	3	0	0	0	0	0	0	0	0	135
Total	31	47	33	47	44	49	34	8	0	0	0	0	0	0	0	0	293

Enrolment By Grade and Gender

Gender	Grade														Total
	K	1	2	3	4	5	6	7	8	9	10	11	12	4th	
Male	16	28	18	25	31	19	21	0	0	0	0	0	0	0	158
Female	16	19	15	21	17	27	20	0	0	0	0	0	0	0	135
Total	32	47	33	46	48	46	41	0	0	0	0	0	0	0	293

Enrolment By Grade
For Northshore Elementary



* Data from the 2003-2004 AGR(Enrolment/Age as of the last day in Sept./Dec.)

** Newfoundland Statistics Classification System

*** May include itinerant teachers



**School Description Report
2003-04**

District 3 - Deer Lake/Corner Brook/St. Barbe

#083 - Pasadena Academy, Pasadena

Classification: Rural Community/Western Region**
Offers Distance Education: No

Grades: 7-12

Number of Grades: 6

[School FTE PTR : 13.9](#)

[District FTE PTR : 13.4](#)

[Provincial FTE PTR : 13.5](#)

[FTE Teachers](#) *** : 21.5

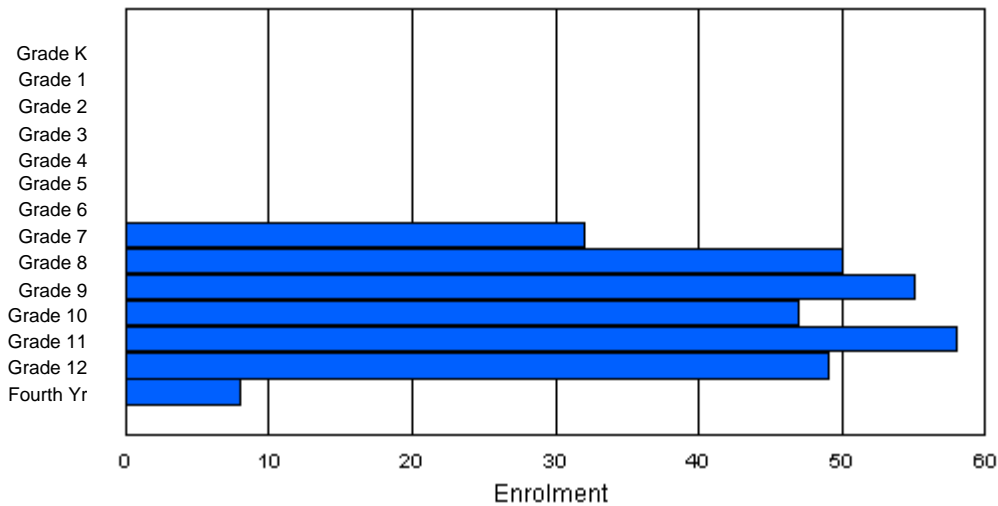
Enrolment By Age and Gender

Gender	Age																Total
	5	6	7	8	9	10	11	12	13	14	15	16	17	18	19	20>	
Male	0	0	0	0	0	0	0	15	22	30	25	38	30	3	3	0	166
Female	0	0	0	0	0	0	0	14	27	26	17	17	23	8	0	1	133
Total	0	0	0	0	0	0	0	29	49	56	42	55	53	11	3	1	299

Enrolment By Grade and Gender

Gender	Grade														Total
	K	1	2	3	4	5	6	7	8	9	10	11	12	4th	
Male	0	0	0	0	0	0	0	16	25	28	27	42	26	2	166
Female	0	0	0	0	0	0	0	16	25	27	20	16	23	6	133
Total	0	0	0	0	0	0	0	32	50	55	47	58	49	8	299

Enrolment By Grade
For Pasadena Academy



* Data from the 2003-2004 AGR(Enrolment/Age as of the last day in Sept./Dec.)

** Newfoundland Statistics Classification System

*** May include itinerant teachers



**School Description Report
2003-04**

District 3 - Deer Lake/Corner Brook/St. Barbe

#082 - Pasadena Elementary School, Pasadena

Classification: Rural Community/Western Region**
Offers Distance Education: No

Grades: K-6

Number of Grades: 7

[School FTE PTR : 13.0](#)

[District FTE PTR : 13.4](#)

[Provincial FTE PTR : 13.5](#)

[FTE Teachers](#) *** : 18.5

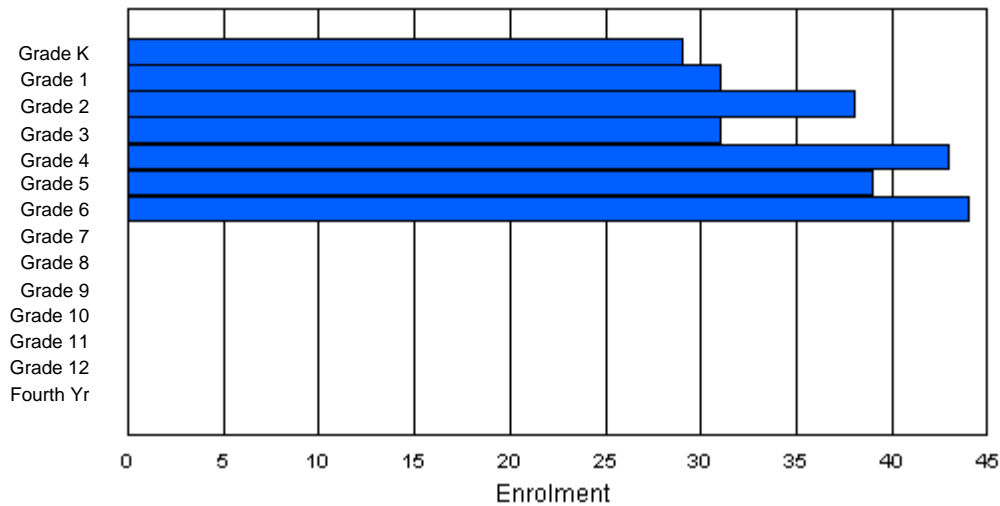
Enrolment By Age and Gender

Gender	Age																Total
	5	6	7	8	9	10	11	12	13	14	15	16	17	18	19	20>	
Male	16	14	23	9	22	25	26	3	0	0	0	0	0	0	0	0	138
Female	13	17	14	23	21	14	12	3	0	0	0	0	0	0	0	0	117
Total	29	31	37	32	43	39	38	6	0	0	0	0	0	0	0	0	255

Enrolment By Grade and Gender

Gender	Grade														Total
	K	1	2	3	4	5	6	7	8	9	10	11	12	4th	
Male	16	14	24	8	22	25	29	0	0	0	0	0	0	0	138
Female	13	17	14	23	21	14	15	0	0	0	0	0	0	0	117
Total	29	31	38	31	43	39	44	0	0	0	0	0	0	0	255

Enrolment By Grade
For Pasadena Elementary School



* Data from the 2003-2004 AGR(Enrolment/Age as of the last day in Sept./Dec.)

** Newfoundland Statistics Classification System

*** May include itinerant teachers



**School Description Report
2003-04**

District 3 - Deer Lake/Corner Brook/St. Barbe

#067 - Presentation Junior High, Corner Brook

Classification: Urban Community/Western Region**
Offers Distance Education: No

Grades: 7-9

Number of Grades: 3

[School FTE PTR : 15.6](#)

[District FTE PTR : 13.4](#)

[Provincial FTE PTR : 13.5](#)

[FTE Teachers](#) *** : 25.8

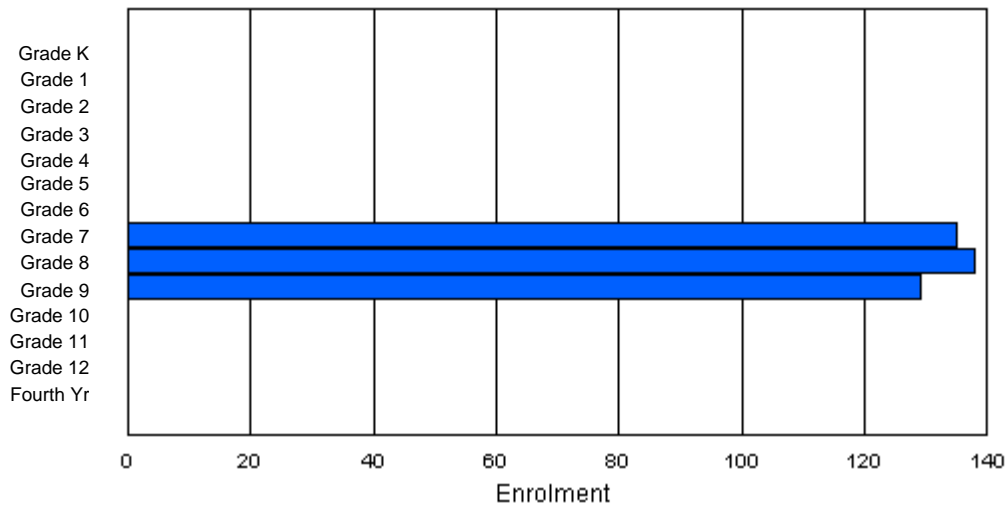
Enrolment By Age and Gender

Gender	Age																Total
	5	6	7	8	9	10	11	12	13	14	15	16	17	18	19	20>	
Male	0	0	0	0	0	0	0	64	64	72	8	1	0	0	0	0	209
Female	0	0	0	0	0	0	0	67	62	60	4	0	0	0	0	0	193
Total	0	0	0	0	0	0	0	131	126	132	12	1	0	0	0	0	402

Enrolment By Grade and Gender

Gender	Grade														Total
	K	1	2	3	4	5	6	7	8	9	10	11	12	4th	
Male	0	0	0	0	0	0	0	66	74	69	0	0	0	0	209
Female	0	0	0	0	0	0	0	69	64	60	0	0	0	0	193
Total	0	0	0	0	0	0	0	135	138	129	0	0	0	0	402

Enrolment By Grade
For Presentation Junior High



* Data from the 2003-2004 AGR(Enrolment/Age as of the last day in Sept./Dec.)

** Newfoundland Statistics Classification System

*** May include itinerant teachers



**School Description Report
2003-04**

District 3 - Deer Lake/Corner Brook/St. Barbe

#068 - Regina High School, Corner Brook

Classification: Urban Community/Western Region**
Offers Distance Education: No

Grades: 10-12

Number of Grades: 3

[School FTE PTR : 16.8](#)

[District FTE PTR : 13.4](#)

[Provincial FTE PTR : 13.5](#)

[FTE Teachers](#) *** : 31.0

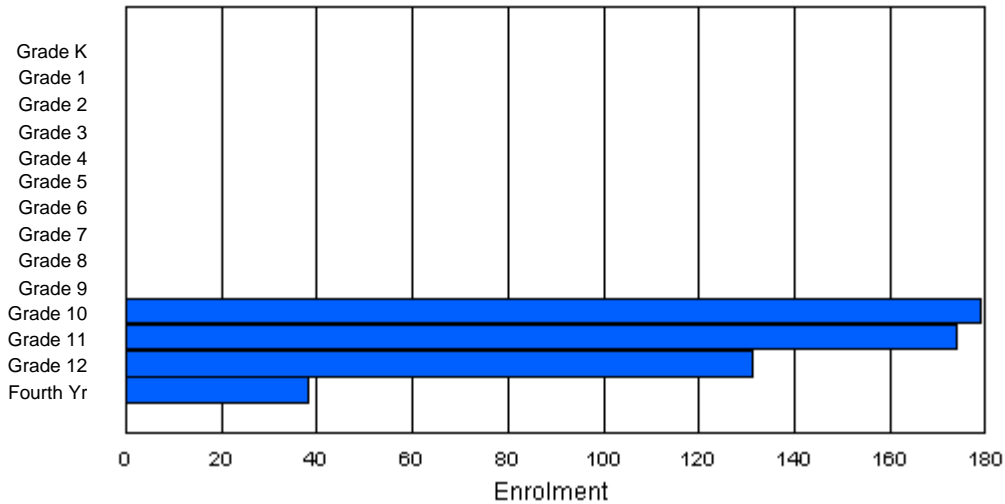
Enrolment By Age and Gender

Gender	Age																	Total
	5	6	7	8	9	10	11	12	13	14	15	16	17	18	19	20>		
Male	0	0	0	0	0	0	0	0	0	0	71	85	69	35	6	0	266	
Female	0	0	0	0	0	0	0	0	0	0	81	85	72	14	4	0	256	
Total	0	0	0	0	0	0	0	0	0	0	152	170	141	49	10	0	522	

Enrolment By Grade and Gender

Gender	Grade															Total
	K	1	2	3	4	5	6	7	8	9	10	11	12	4th		
Male	0	0	0	0	0	0	0	0	0	0	86	90	67	23	266	
Female	0	0	0	0	0	0	0	0	0	0	93	84	64	15	256	
Total	0	0	0	0	0	0	0	0	0	0	179	174	131	38	522	

Enrolment By Grade
For Regina High School



* Data from the 2003-2004 AGR(Enrolment/Age as of the last day in Sept./Dec.)

** Newfoundland Statistics Classification System

*** May include itinerant teachers



**School Description Report
2003-04**

District 3 - Deer Lake/Corner Brook/St. Barbe

#069 - Sacred Heart Elementary, Corner Brook

Classification: Urban Community/Western Region**
Offers Distance Education: No

Grades: K-6

Number of Grades: 7

[School FTE PTR : 14.7](#)

[District FTE PTR : 13.4](#)

[Provincial FTE PTR : 13.5](#)

[FTE Teachers](#) *** : 17.3

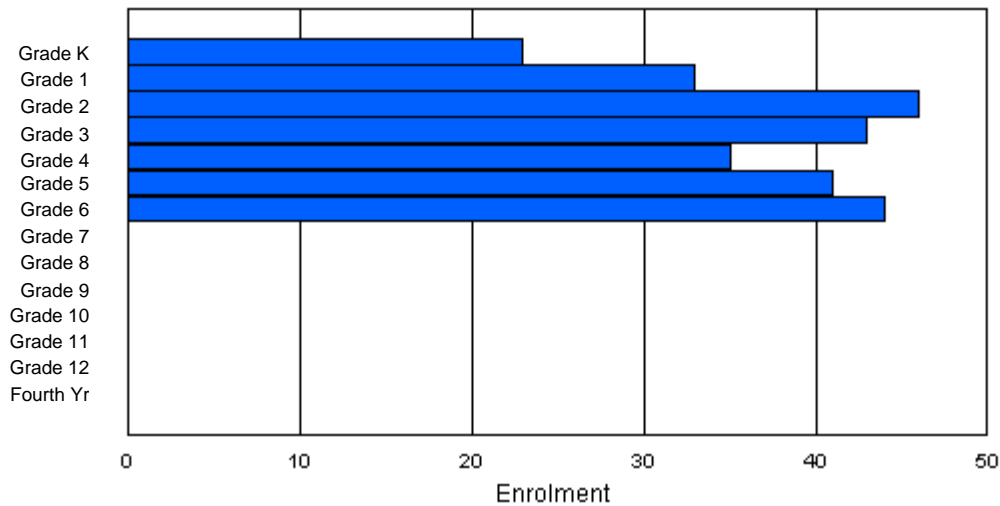
Enrolment By Age and Gender

Gender	Age																Total
	5	6	7	8	9	10	11	12	13	14	15	16	17	18	19	20>	
Male	11	15	25	19	19	21	13	1	0	0	0	0	0	0	0	0	124
Female	10	20	20	24	16	18	32	1	0	0	0	0	0	0	0	0	141
Total	21	35	45	43	35	39	45	2	0	0	0	0	0	0	0	0	265

Enrolment By Grade and Gender

Gender	Grade														Total
	K	1	2	3	4	5	6	7	8	9	10	11	12	4th	
Male	13	13	26	19	19	21	13	0	0	0	0	0	0	0	124
Female	10	20	20	24	16	20	31	0	0	0	0	0	0	0	141
Total	23	33	46	43	35	41	44	0	0	0	0	0	0	0	265

Enrolment By Grade
For Sacred Heart Elementary



* Data from the 2003-2004 AGR(Enrolment/Age as of the last day in Sept./Dec.)

** Newfoundland Statistics Classification System

*** May include itinerant teachers



**School Description Report
2003-04**

District 3 - Deer Lake/Corner Brook/St. Barbe

#070 - St. Gerard's Elementary, Corner Brook

Classification: Urban Community/Western Region**
Offers Distance Education: No

Grades: K-6

Number of Grades: 7

[School FTE PTR : 11.6](#)

[District FTE PTR : 13.4](#)

[Provincial FTE PTR : 13.5](#)

[FTE Teachers](#) *** : 13.0

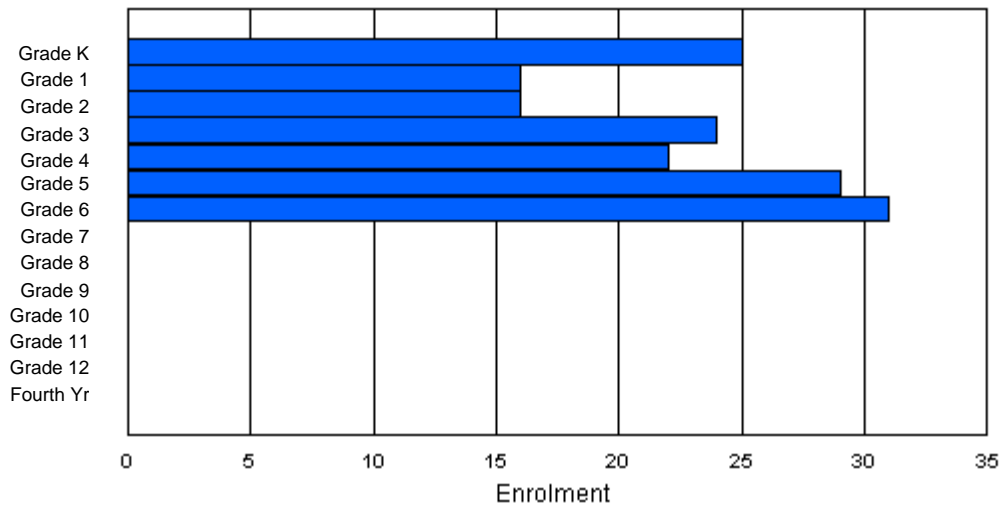
Enrolment By Age and Gender

Gender	Age																Total
	5	6	7	8	9	10	11	12	13	14	15	16	17	18	19	20>	
Male	12	6	7	13	13	12	17	1	0	0	0	0	0	0	0	0	81
Female	13	10	9	9	11	17	13	0	0	0	0	0	0	0	0	0	82
Total	25	16	16	22	24	29	30	1	0	0	0	0	0	0	0	0	163

Enrolment By Grade and Gender

Gender	Grade														Total
	K	1	2	3	4	5	6	7	8	9	10	11	12	4th	
Male	12	6	7	16	10	12	18	0	0	0	0	0	0	0	81
Female	13	10	9	8	12	17	13	0	0	0	0	0	0	0	82
Total	25	16	16	24	22	29	31	0	0	0	0	0	0	0	163

Enrolment By Grade
For St. Gerard's Elementary



* Data from the 2003-2004 AGR(Enrolment/Age as of the last day in Sept./Dec.)

** Newfoundland Statistics Classification System

*** May include itinerant teachers



**School Description Report
2003-04**

District 3 - Deer Lake/Corner Brook/St. Barbe

#079 - St. James All Grade, Lark Harbour

Classification: Rural Community/Western Region**
Offers Distance Education: Yes

Grades: K-12

Number of Grades: 13

[School FTE PTR : 8.4](#)
[District FTE PTR : 13.4](#)
[Provincial FTE PTR : 13.5](#)

[FTE Teachers](#) *** : 16.0

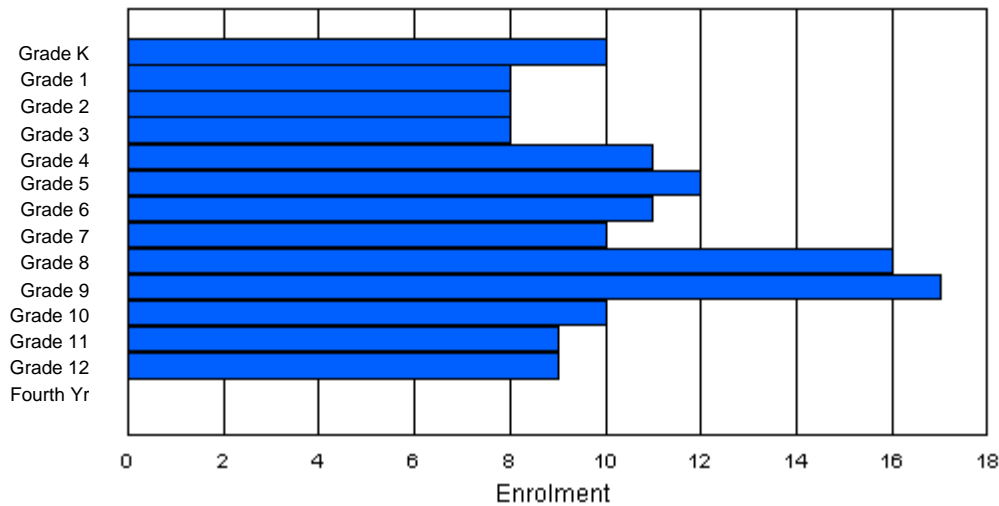
Enrolment By Age and Gender

Gender	Age																	Total
	5	6	7	8	9	10	11	12	13	14	15	16	17	18	19	20>		
Male	6	3	6	2	4	5	4	6	8	7	7	7	3	2	1	0	71	
Female	4	5	2	6	7	7	6	4	9	6	3	5	4	0	0	0	68	
Total	10	8	8	8	11	12	10	10	17	13	10	12	7	2	1	0	139	

Enrolment By Grade and Gender

Gender	Grade															Total
	K	1	2	3	4	5	6	7	8	9	10	11	12	4th		
Male	6	3	6	2	4	5	5	6	8	11	6	4	5	0	71	
Female	4	5	2	6	7	7	6	4	8	6	4	5	4	0	68	
Total	10	8	8	8	11	12	11	10	16	17	10	9	9	0	139	

Enrolment By Grade
For St. James All Grade



* Data from the 2003-2004 AGR(Enrolment/Age as of the last day in Sept./Dec.)

** Newfoundland Statistics Classification System

*** May include itinerant teachers



**School Description Report
2003-04**

District 3 - Deer Lake/Corner Brook/St. Barbe

#057 - St. Peter's Academy, Benoit's Cove

Classification: Rural Community/Western Region**
Offers Distance Education: No

Grades: K-9

Number of Grades: 10

[School FTE PTR : 11.7](#)

[District FTE PTR : 13.4](#)

[Provincial FTE PTR : 13.5](#)

[FTE Teachers](#) *** : 18.8

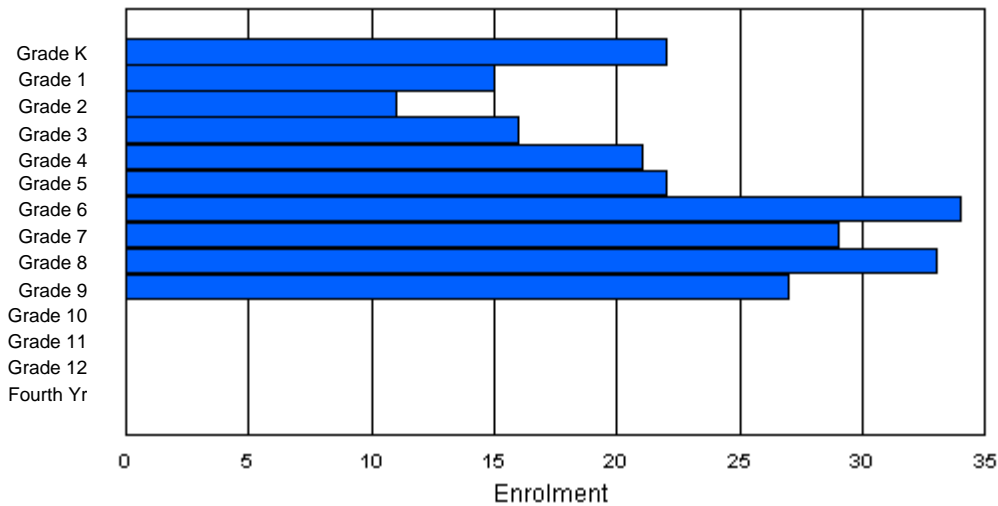
Enrolment By Age and Gender

Gender	Age																Total
	5	6	7	8	9	10	11	12	13	14	15	16	17	18	19	20>	
Male	14	9	6	5	10	12	15	10	12	22	1	0	0	0	0	0	116
Female	7	7	5	11	10	10	20	17	21	5	1	0	0	0	0	0	114
Total	21	16	11	16	20	22	35	27	33	27	2	0	0	0	0	0	230

Enrolment By Grade and Gender

Gender	Grade														Total
	K	1	2	3	4	5	6	7	8	9	10	11	12	4th	
Male	14	9	6	5	11	11	15	12	12	21	0	0	0	0	116
Female	8	6	5	11	10	11	19	17	21	6	0	0	0	0	114
Total	22	15	11	16	21	22	34	29	33	27	0	0	0	0	230

Enrolment By Grade
For St. Peter's Academy



* Data from the 2003-2004 AGR(Enrolment/Age as of the last day in Sept./Dec.)

** Newfoundland Statistics Classification System

*** May include itinerant teachers



**School Description Report
2003-04**

District 3 - Deer Lake/Corner Brook/St. Barbe

#074 - Templeton Collegiate, Gillams

Classification: Rural Community/Western Region**
Offers Distance Education: Yes

Grades: 7-12

Number of Grades: 6

[School FTE PTR : 13.5](#)

[District FTE PTR : 13.4](#)

[Provincial FTE PTR : 13.5](#)

[FTE Teachers](#) *** : 21.5

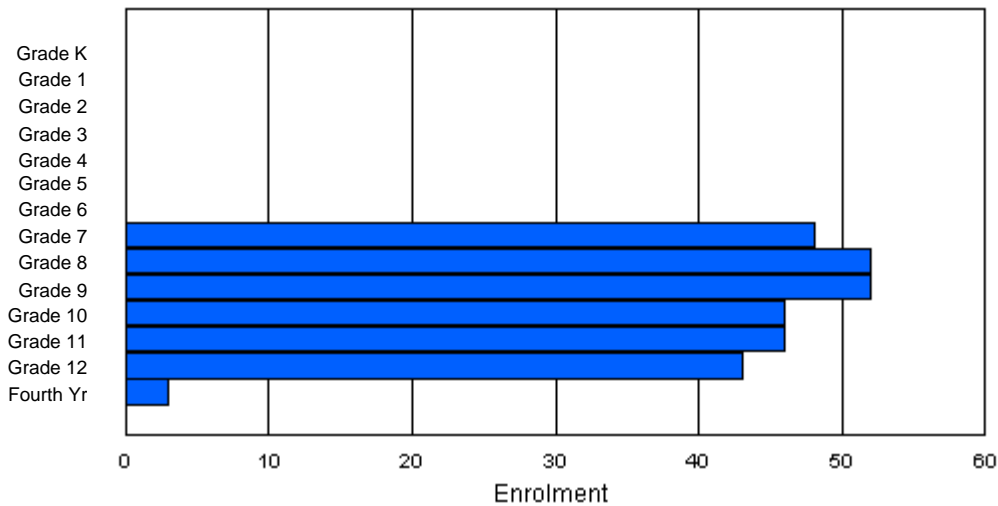
Enrolment By Age and Gender

Gender	Age																Total
	5	6	7	8	9	10	11	12	13	14	15	16	17	18	19	20>	
Male	0	0	0	0	0	0	0	21	29	24	18	22	19	6	1	0	140
Female	0	0	0	0	0	0	0	22	25	20	29	25	25	3	1	0	150
Total	0	0	0	0	0	0	0	43	54	44	47	47	44	9	2	0	290

Enrolment By Grade and Gender

Gender	Grade														Total
	K	1	2	3	4	5	6	7	8	9	10	11	12	4th	
Male	0	0	0	0	0	0	0	26	27	28	16	21	21	1	140
Female	0	0	0	0	0	0	0	22	25	24	30	25	22	2	150
Total	0	0	0	0	0	0	0	48	52	52	46	46	43	3	290

Enrolment By Grade
For Templeton Collegiate



* Data from the 2003-2004 AGR(Enrolment/Age as of the last day in Sept./Dec.)

** Newfoundland Statistics Classification System

*** May include itinerant teachers



**School Description Report
2003-04**

District 3 - Deer Lake/Corner Brook/St. Barbe

#391 - Xavier Junior High, Deer Lake

Classification: Rural Community/Western Region**
Offers Distance Education: No

Grades: 6-9

Number of Grades: 4

[School FTE PTR : 15.7](#)

[District FTE PTR : 13.4](#)

[Provincial FTE PTR : 13.5](#)

[FTE Teachers](#) *** : 23.8

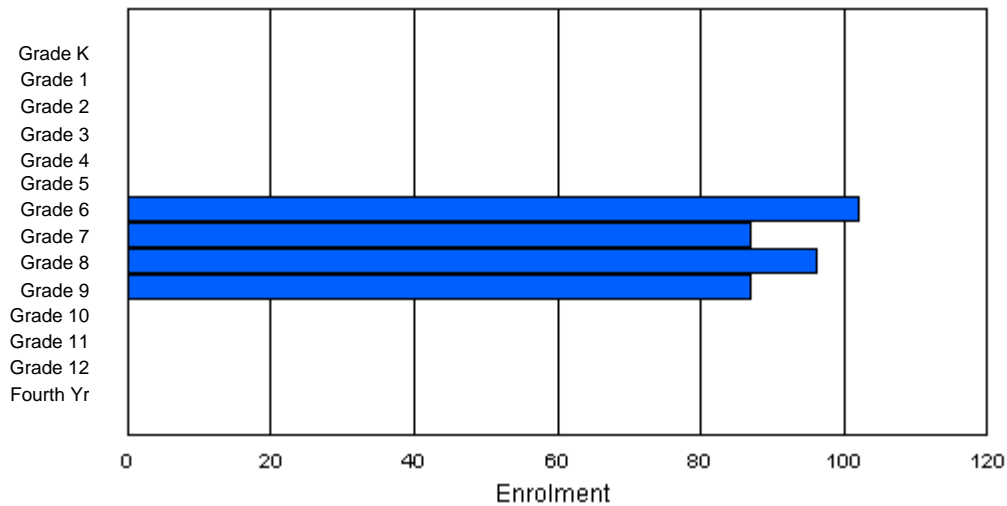
Enrolment By Age and Gender

Gender	Age																Total
	5	6	7	8	9	10	11	12	13	14	15	16	17	18	19	20>	
Male	0	0	0	0	0	1	59	51	44	42	6	0	0	0	0	0	203
Female	0	0	0	0	0	1	35	37	53	42	1	0	0	0	0	0	169
Total	0	0	0	0	0	2	94	88	97	84	7	0	0	0	0	0	372

Enrolment By Grade and Gender

Gender	Grade														Total
	K	1	2	3	4	5	6	7	8	9	10	11	12	4th	
Male	0	0	0	0	0	0	65	49	44	45	0	0	0	0	203
Female	0	0	0	0	0	0	37	38	52	42	0	0	0	0	169
Total	0	0	0	0	0	0	102	87	96	87	0	0	0	0	372

Enrolment By Grade
For Xavier Junior High



* Data from the 2003-2004 AGR(Enrolment/Age as of the last day in Sept./Dec.)

** Newfoundland Statistics Classification System

*** May include itinerant teachers



**School Description Report
2003-04**

District 4 - Cormack Trail

#102 - All Saints All-Grade, Grey River

Classification: Rural Community/Southern Region**
Offers Distance Education: Yes

Grades: K,1,3-6,9-12 Number of Grades: 10

[School FTE PTR : 6.3](#)
[District FTE PTR : 12.3](#)
[Provincial FTE PTR : 13.5](#)

[FTE Teachers](#) *** : 3.0

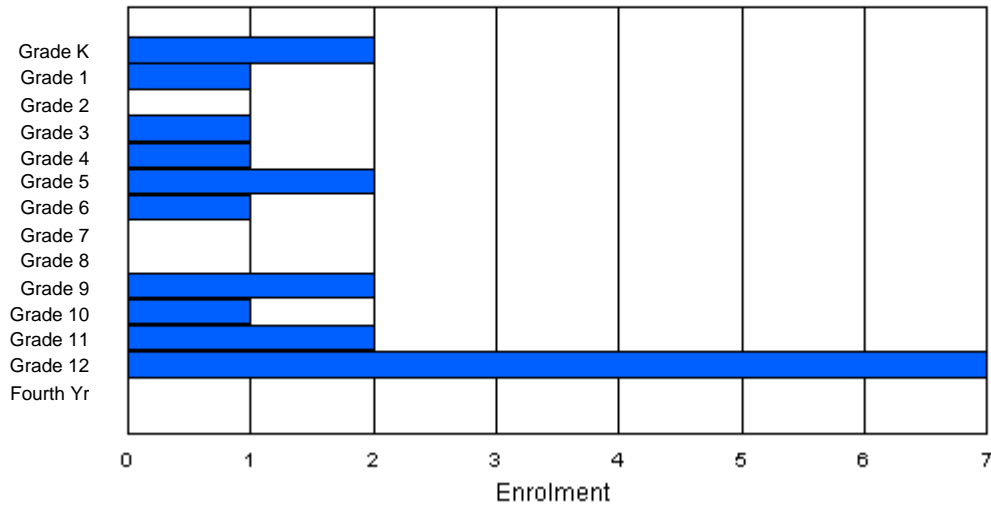
Enrolment By Age and Gender

Gender	Age																	Total
	5	6	7	8	9	10	11	12	13	14	15	16	17	18	19	20>		
Male	1	0	0	0	1	1	0	0	0	1	1	1	5	2	0	0	13	
Female	1	1	0	1	0	1	1	0	0	1	0	0	1	0	0	0	7	
Total	2	1	0	1	1	2	1	0	0	2	1	1	6	2	0	0	20	

Enrolment By Grade and Gender

Gender	Grade															Total
	K	1	2	3	4	5	6	7	8	9	10	11	12	4th		
Male	1	0	0	0	1	1	0	0	0	1	1	2	6	0	13	
Female	1	1	0	1	0	1	1	0	0	1	0	0	1	0	7	
Total	2	1	0	1	1	2	1	0	0	2	1	2	7	0	20	

Enrolment By Grade
For All Saints All-Grade



* Data from the 2003-2004 AGR(Enrolment/Age as of the last day in Sept./Dec.)

** Newfoundland Statistics Classification System

*** May include itinerant teachers



**School Description Report
2003-04**

District 4 - Cormack Trail

#116 - Appalachia High School, St. George's

Classification: Rural Community/Western Region**
Offers Distance Education: No

Grades: 9-12

Number of Grades: 4

[School FTE PTR : 13.4](#)

[District FTE PTR : 12.3](#)

[Provincial FTE PTR : 13.5](#)

[FTE Teachers](#) *** : 19.0

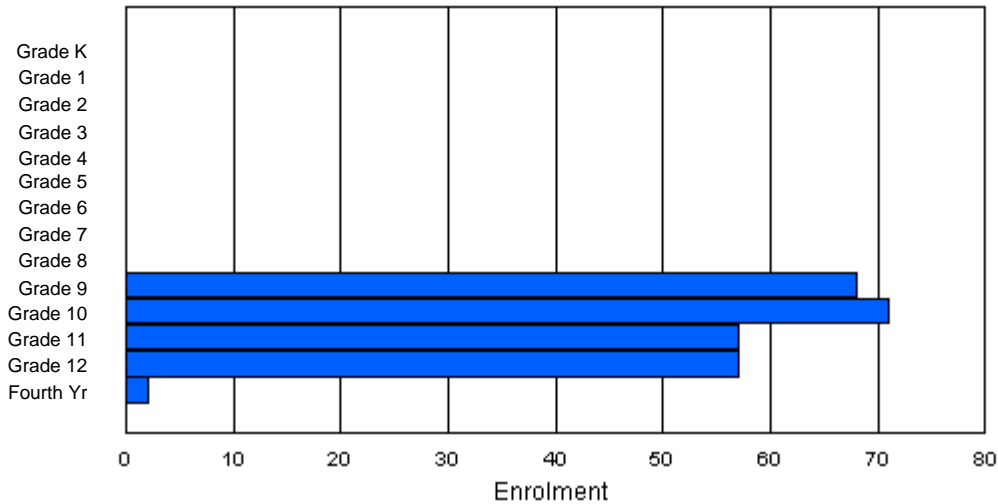
Enrolment By Age and Gender

Gender	Age																	Total
	5	6	7	8	9	10	11	12	13	14	15	16	17	18	19	20>		
Male	0	0	0	0	0	0	0	0	5	35	23	34	19	4	3	0	123	
Female	0	0	0	0	0	0	0	0	4	28	30	39	25	5	1	0	132	
Total	0	0	0	0	0	0	0	0	9	63	53	73	44	9	4	0	255	

Enrolment By Grade and Gender

Gender	Grade															Total
	K	1	2	3	4	5	6	7	8	9	10	11	12	4th		
Male	0	0	0	0	0	0	0	0	0	40	31	25	26	1	123	
Female	0	0	0	0	0	0	0	0	0	28	40	32	31	1	132	
Total	0	0	0	0	0	0	0	0	0	68	71	57	57	2	255	

Enrolment By Grade
For Appalachia High School



* Data from the 2003-2004 AGR(Enrolment/Age as of the last day in Sept./Dec.)

** Newfoundland Statistics Classification System

*** May include itinerant teachers



**School Description Report
2003-04**

District 4 - Cormack Trail

#397 - Belanger Memorial School, Upper Ferry

Classification: Rural Community/Western Region**
Offers Distance Education: Yes

Grades: K-12

Number of Grades: 13

[School FTE PTR : 11.2](#)

[District FTE PTR : 12.3](#)

[Provincial FTE PTR : 13.5](#)

[FTE Teachers](#) *** : 21.5

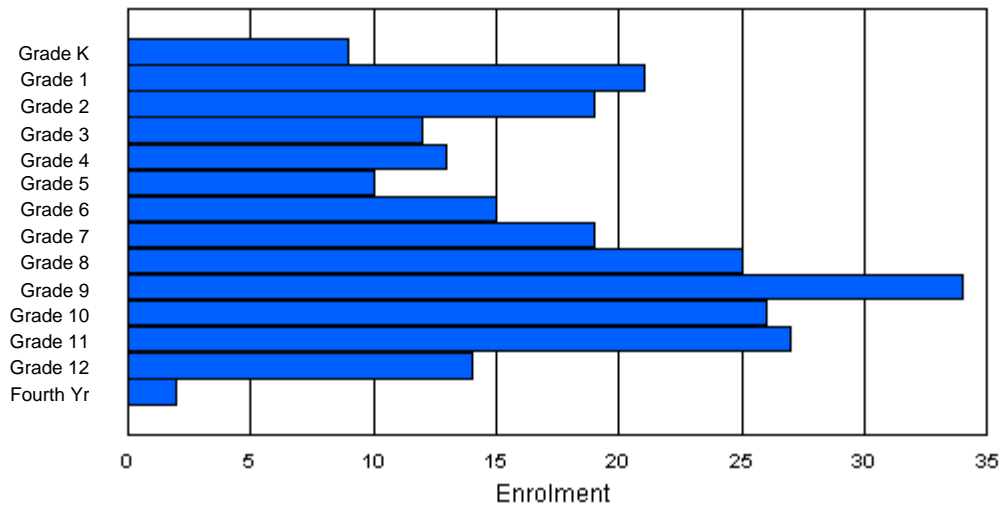
Enrolment By Age and Gender

Gender	Age																Total
	5	6	7	8	9	10	11	12	13	14	15	16	17	18	19	20>	
Male	5	13	8	9	3	4	8	9	13	13	15	15	11	2	3	0	131
Female	4	8	10	3	11	7	5	10	11	14	10	13	7	2	0	0	115
Total	9	21	18	12	14	11	13	19	24	27	25	28	18	4	3	0	246

Enrolment By Grade and Gender

Gender	Grade														Total
	K	1	2	3	4	5	6	7	8	9	10	11	12	4th	
Male	5	13	9	8	3	3	10	9	14	17	16	16	8	0	131
Female	4	8	10	4	10	7	5	10	11	17	10	11	6	2	115
Total	9	21	19	12	13	10	15	19	25	34	26	27	14	2	246

Enrolment By Grade
For Belanger Memorial School



* Data from the 2003-2004 AGR(Enrolment/Age as of the last day in Sept./Dec.)

** Newfoundland Statistics Classification System

*** May include itinerant teachers



**School Description Report
2003-04**

District 4 - Cormack Trail

#091 - Burgeo Academy, Burgeo

Classification: Rural Community/Southern Region**
Offers Distance Education: Yes

Grades: K-12

Number of Grades: 13

[School FTE PTR : 9.7](#)

[District FTE PTR : 12.3](#)

[Provincial FTE PTR : 13.5](#)

[FTE Teachers](#) *** : 19.0

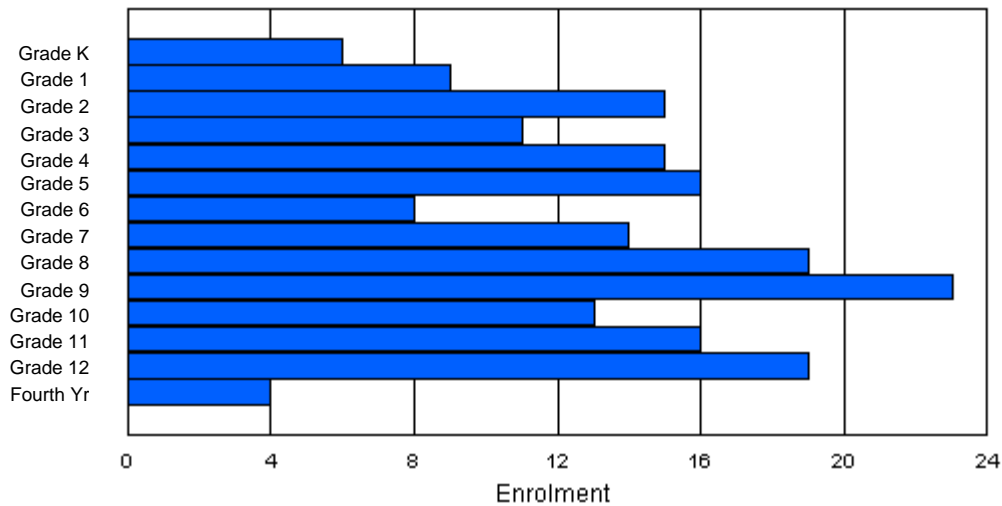
Enrolment By Age and Gender

Gender	Age																	Total
	5	6	7	8	9	10	11	12	13	14	15	16	17	18	19	20>		
Male	6	2	8	9	8	8	6	4	11	11	8	6	10	3	0	0	100	
Female	3	4	7	1	8	8	1	11	7	12	4	10	10	2	0	0	88	
Total	9	6	15	10	16	16	7	15	18	23	12	16	20	5	0	0	188	

Enrolment By Grade and Gender

Gender	Grade															Total
	K	1	2	3	4	5	6	7	8	9	10	11	12	4th		
Male	4	4	8	10	7	8	6	4	12	11	8	6	9	3	100	
Female	2	5	7	1	8	8	2	10	7	12	5	10	10	1	88	
Total	6	9	15	11	15	16	8	14	19	23	13	16	19	4	188	

Enrolment By Grade
For Burgeo Academy



* Data from the 2003-2004 AGR(Enrolment/Age as of the last day in Sept./Dec.)

** Newfoundland Statistics Classification System

*** May include itinerant teachers



**School Description Report
2003-04**

District 4 - Cormack Trail

#395 - Cassidy Memorial Elementary School, St. Fintan's

Classification: Rural Community/Western Region**
Offers Distance Education: No

Grades: K-6

Number of Grades: 7

[School FTE PTR : 9.5](#)

[District FTE PTR : 12.3](#)

[Provincial FTE PTR : 13.5](#)

[FTE Teachers](#) *** : 9.0

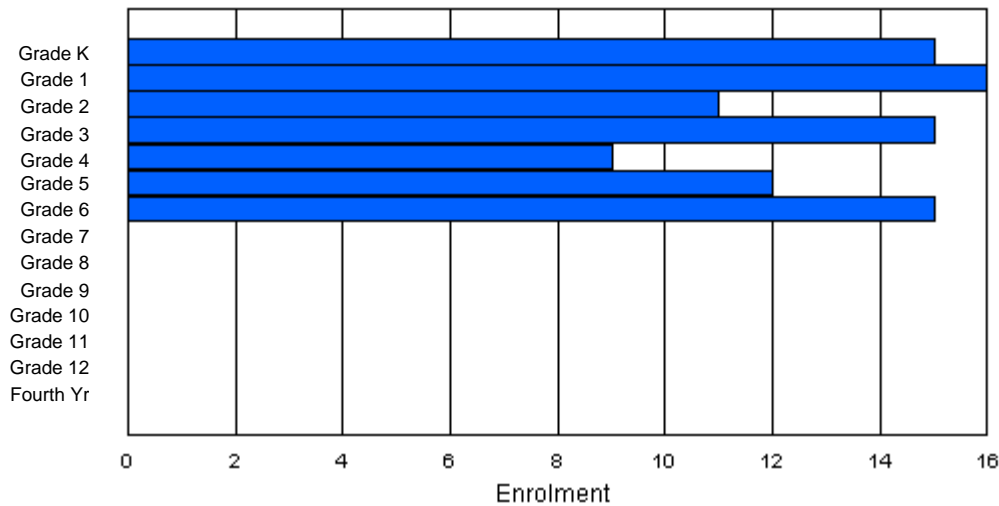
Enrolment By Age and Gender

Gender	Age																	Total
	5	6	7	8	9	10	11	12	13	14	15	16	17	18	19	20>		
Male	9	5	7	10	5	5	7	1	0	0	0	0	0	0	0	0	49	
Female	6	9	6	4	4	7	8	0	0	0	0	0	0	0	0	0	44	
Total	15	14	13	14	9	12	15	1	0	0	0	0	0	0	0	0	93	

Enrolment By Grade and Gender

Gender	Grade															Total
	K	1	2	3	4	5	6	7	8	9	10	11	12	4th		
Male	9	6	6	10	6	5	7	0	0	0	0	0	0	0	49	
Female	6	10	5	5	3	7	8	0	0	0	0	0	0	0	44	
Total	15	16	11	15	9	12	15	0	0	0	0	0	0	0	93	

Enrolment By Grade
For Cassidy Memorial Elementary School



* Data from the 2003-2004 AGR(Enrolment/Age as of the last day in Sept./Dec.)

** Newfoundland Statistics Classification System

*** May include itinerant teachers



**School Description Report
2003-04**

District 4 - Cormack Trail

#104 - Douglas Academy, La Poile

Classification: Rural Community/Southern Region**
Offers Distance Education: Yes

Grades: 1,4,8-10

Number of Grades: 5

[School FTE PTR : 6.0](#)

[District FTE PTR : 12.3](#)

[Provincial FTE PTR : 13.5](#)

[FTE Teachers](#) *** : 2.0

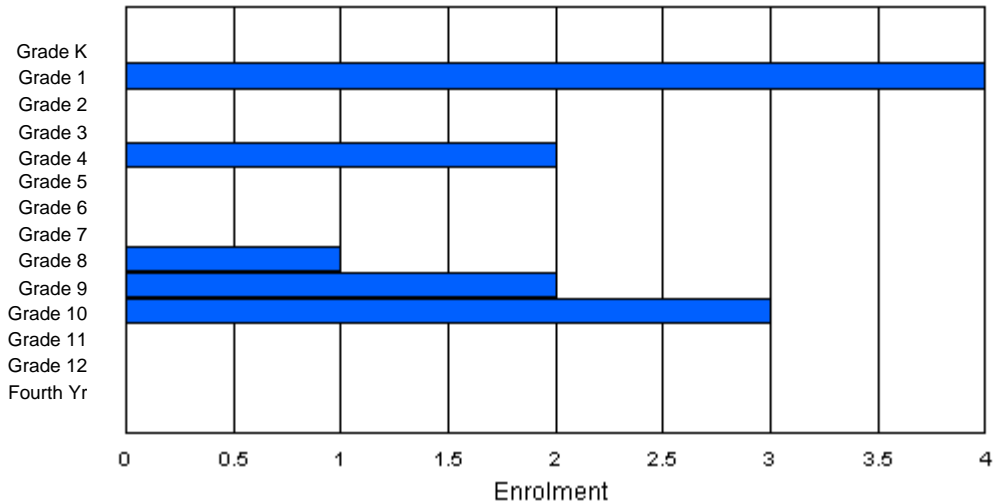
Enrolment By Age and Gender

Gender	Age																Total
	5	6	7	8	9	10	11	12	13	14	15	16	17	18	19	20>	
Male	0	1	0	0	1	0	0	0	1	2	1	0	0	0	0	0	6
Female	0	3	0	0	1	0	0	0	0	0	2	0	0	0	0	0	6
Total	0	4	0	0	2	0	0	0	1	2	3	0	0	0	0	0	12

Enrolment By Grade and Gender

Gender	Grade														Total
	K	1	2	3	4	5	6	7	8	9	10	11	12	4th	
Male	0	1	0	0	1	0	0	0	1	2	1	0	0	0	6
Female	0	3	0	0	1	0	0	0	0	0	2	0	0	0	6
Total	0	4	0	0	2	0	0	0	1	2	3	0	0	0	12

Enrolment By Grade
For Douglas Academy



* Data from the 2003-2004 AGR(Enrolment/Age as of the last day in Sept./Dec.)

** Newfoundland Statistics Classification System

*** May include itinerant teachers



**School Description Report
2003-04**

District 4 - Cormack Trail

#394 - E.A. Butler, McKay's

Classification: Rural Community/Western Region**
Offers Distance Education: Yes

Grades: 7-12

Number of Grades: 6

[School FTE PTR : 11.1](#)

[District FTE PTR : 12.3](#)

[Provincial FTE PTR : 13.5](#)

[FTE Teachers](#) *** : 10.8

Enrolment By Age and Gender

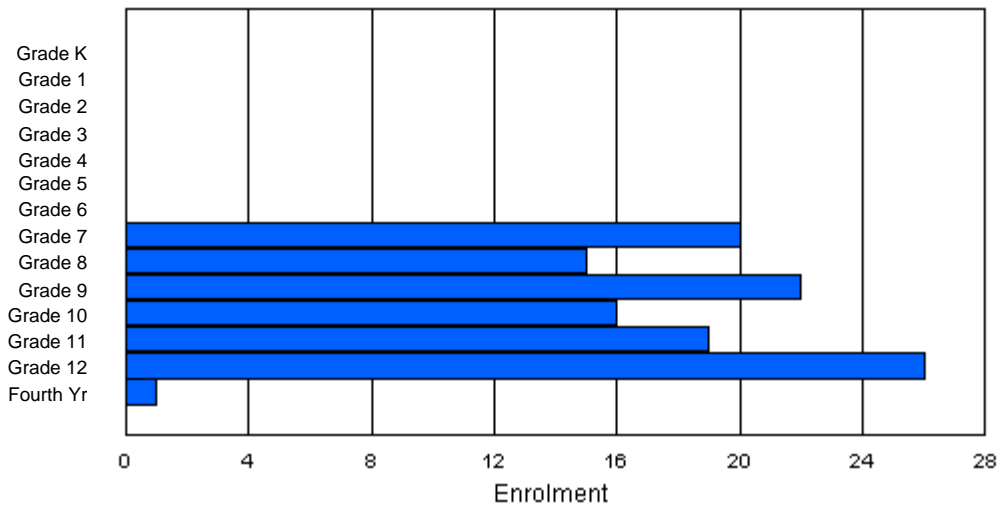
Gender	Age																	Total
	5	6	7	8	9	10	11	12	13	14	15	16	17	18	19	20>		
Male	0	0	0	0	0	0	0	9	11	10	13	11	10	3	0	0	67	
Female	0	0	0	0	0	0	0	9	5	6	11	6	11	3	0	1	52	
Total	0	0	0	0	0	0	0	18	16	16	24	17	21	6	0	1	119	

Enrolment By Grade and Gender

Gender	Grade															Total
	K	1	2	3	4	5	6	7	8	9	10	11	12	4th		
Male	0	0	0	0	0	0	0	11	10	14	8	12	11	1	67	
Female	0	0	0	0	0	0	0	9	5	8	8	7	15	0	52	
Total	0	0	0	0	0	0	0	20	15	22	16	19	26	1	119	

Enrolment By Grade

For E.A. Butler



* Data from the 2003-2004 AGR(Enrolment/Age as of the last day in Sept./Dec.)

** Newfoundland Statistics Classification System

*** May include itinerant teachers



**School Description Report
2003-04**

District 4 - Cormack Trail

#101 - Grand Bruit AG, Grand Bruit

Classification: Rural Community/Southern Region**
Offers Distance Education: No

Grades: 6

Number of Grades: 1

[School FTE PTR : N/A](#)
[District FTE PTR : 12.3](#)
[Provincial FTE PTR : 13.5](#)

[FTE Teachers](#) *** : 0.0

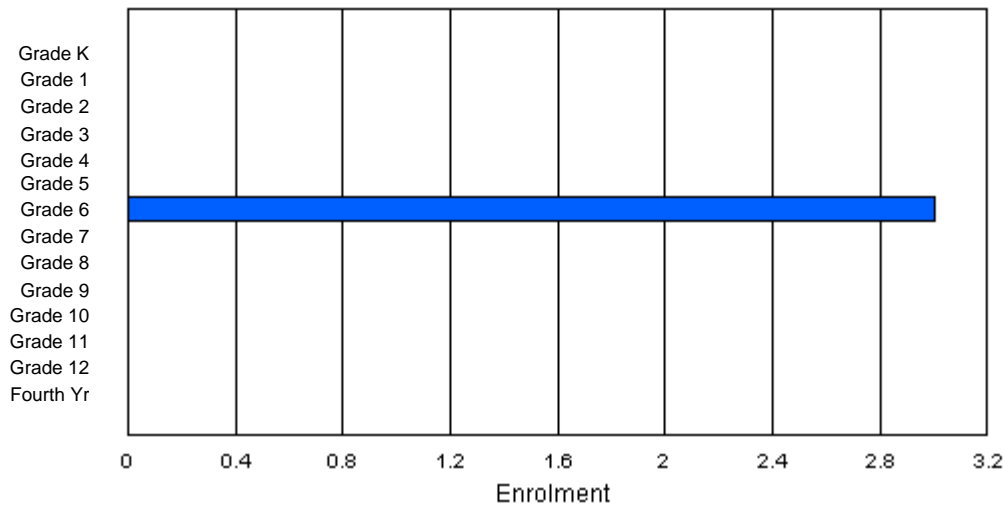
Enrolment By Age and Gender

Gender	Age																	Total
	5	6	7	8	9	10	11	12	13	14	15	16	17	18	19	20>		
Male	0	0	0	0	0	0	2	0	0	0	0	0	0	0	0	0	2	
Female	0	0	0	0	0	0	1	0	0	0	0	0	0	0	0	0	1	
Total	0	0	0	0	0	0	3	0	0	0	0	0	0	0	0	0	3	

Enrolment By Grade and Gender

Gender	Grade															Total
	K	1	2	3	4	5	6	7	8	9	10	11	12	4th		
Male	0	0	0	0	0	0	2	0	0	0	0	0	0	0	2	
Female	0	0	0	0	0	0	1	0	0	0	0	0	0	0	1	
Total	0	0	0	0	0	0	3	0	0	0	0	0	0	0	3	

Enrolment By Grade
For Grand Bruit AG



* Data from the 2003-2004 AGR(Enrolment/Age as of the last day in Sept./Dec.)

** Newfoundland Statistics Classification System

*** May include itinerant teachers



**School Description Report
2003-04**

District 4 - Cormack Trail

#092 - Grandy's River Collegiate, Burnt Islands

Classification: Rural Community/Southern Region**
Offers Distance Education: Yes

Grades: K-12

Number of Grades: 13

[School FTE PTR : 11.5](#)

[District FTE PTR : 12.3](#)

[Provincial FTE PTR : 13.5](#)

[FTE Teachers](#) *** : 16.5

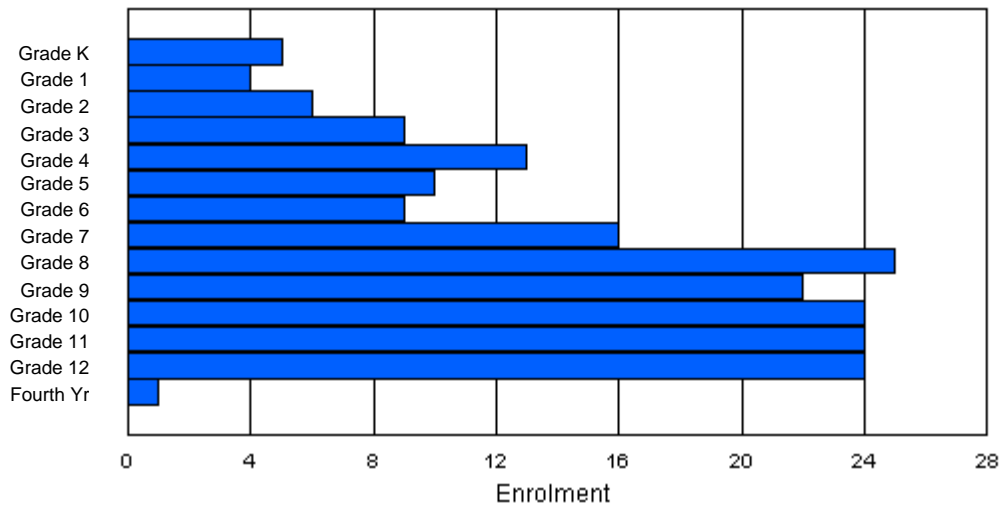
Enrolment By Age and Gender

Gender	Age																	Total
	5	6	7	8	9	10	11	12	13	14	15	16	17	18	19	20>		
Male	2	2	6	6	6	6	5	12	16	10	11	12	7	5	0	0	106	
Female	3	1	1	5	5	3	5	1	10	13	12	18	9	0	0	0	86	
Total	5	3	7	11	11	9	10	13	26	23	23	30	16	5	0	0	192	

Enrolment By Grade and Gender

Gender	Grade															Total
	K	1	2	3	4	5	6	7	8	9	10	11	12	4th		
Male	2	3	5	5	7	7	4	15	14	10	12	9	12	1	106	
Female	3	1	1	4	6	3	5	1	11	12	12	15	12	0	86	
Total	5	4	6	9	13	10	9	16	25	22	24	24	24	1	192	

Enrolment By Grade
For Grandy's River Collegiate



* Data from the 2003-2004 AGR(Enrolment/Age as of the last day in Sept./Dec.)

** Newfoundland Statistics Classification System

*** May include itinerant teachers



**School Description Report
2003-04**

District 4 - Cormack Trail

#103 - LeGallais Memorial, Isle aux Morts

Classification: Rural Community/Southern Region**
Offers Distance Education: No

Grades: K-9

Number of Grades: 10

[School FTE PTR : 8.4](#)

[District FTE PTR : 12.3](#)

[Provincial FTE PTR : 13.5](#)

[FTE Teachers](#) *** : 9.0

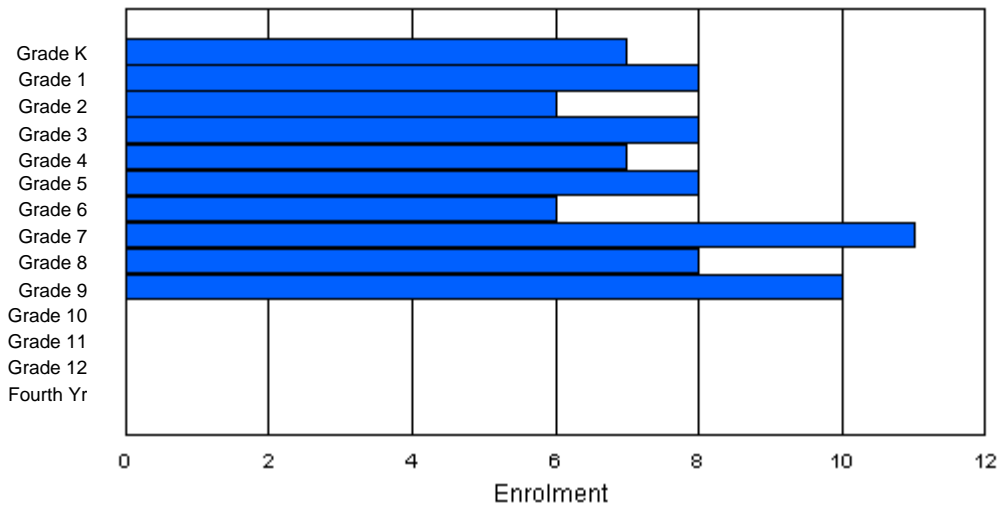
Enrolment By Age and Gender

Gender	Age																Total
	5	6	7	8	9	10	11	12	13	14	15	16	17	18	19	20>	
Male	3	5	2	7	2	5	3	6	4	5	0	0	0	0	0	0	42
Female	4	3	4	1	5	3	3	3	6	3	2	0	0	0	0	0	37
Total	7	8	6	8	7	8	6	9	10	8	2	0	0	0	0	0	79

Enrolment By Grade and Gender

Gender	Grade														Total
	K	1	2	3	4	5	6	7	8	9	10	11	12	4th	
Male	3	5	2	7	2	5	3	7	3	5	0	0	0	0	42
Female	4	3	4	1	5	3	3	4	5	5	0	0	0	0	37
Total	7	8	6	8	7	8	6	11	8	10	0	0	0	0	79

Enrolment By Grade
For LeGallais Memorial



* Data from the 2003-2004 AGR(Enrolment/Age as of the last day in Sept./Dec.)

** Newfoundland Statistics Classification System

*** May include itinerant teachers



**School Description Report
2003-04**

District 4 - Cormack Trail

#106 - Our Lady of Lourdes Elementary, Lourdes

Classification: Rural Community/Western Region**
Offers Distance Education: No

Grades: K-8

Number of Grades: 9

[School FTE PTR : 13.1](#)

[District FTE PTR : 12.3](#)

[Provincial FTE PTR : 13.5](#)

[FTE Teachers](#) *** : 20.8

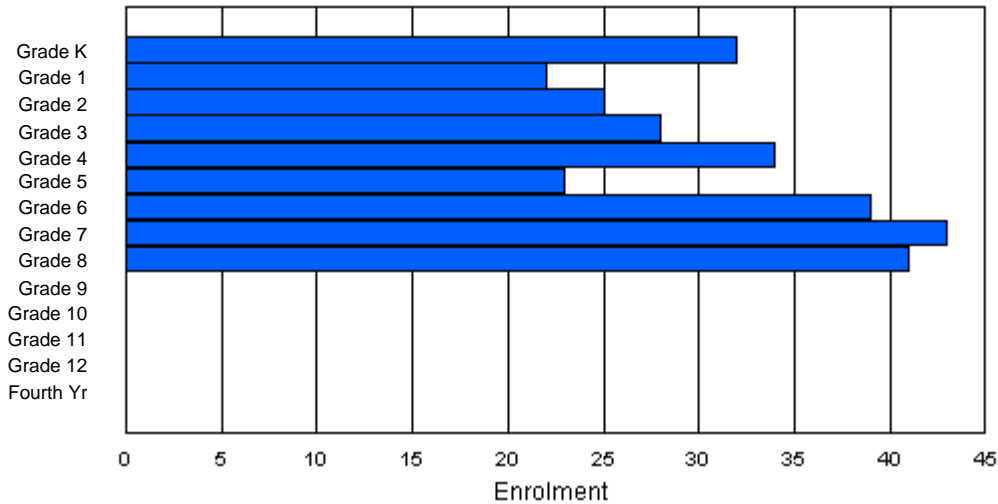
Enrolment By Age and Gender

Gender	Age																Total
	5	6	7	8	9	10	11	12	13	14	15	16	17	18	19	20>	
Male	20	10	11	15	19	11	22	21	22	5	1	0	0	0	0	0	157
Female	12	10	14	15	16	11	16	18	18	0	0	0	0	0	0	0	130
Total	32	20	25	30	35	22	38	39	40	5	1	0	0	0	0	0	287

Enrolment By Grade and Gender

Gender	Grade														Total
	K	1	2	3	4	5	6	7	8	9	10	11	12	4th	
Male	20	12	11	13	17	13	22	24	25	0	0	0	0	0	157
Female	12	10	14	15	17	10	17	19	16	0	0	0	0	0	130
Total	32	22	25	28	34	23	39	43	41	0	0	0	0	0	287

Enrolment By Grade
For Our Lady of Lourdes Elementary



* Data from the 2003-2004 AGR(Enrolment/Age as of the last day in Sept./Dec.)

** Newfoundland Statistics Classification System

*** May include itinerant teachers



**School Description Report
2003-04**

District 4 - Cormack Trail

#115 - Our Lady of Mercy Elementary, St. George's

Classification: Rural Community/Western Region**
Offers Distance Education: No

Grades: K-8

Number of Grades: 9

[School FTE PTR : 12.1](#)

[District FTE PTR : 12.3](#)

[Provincial FTE PTR : 13.5](#)

[FTE Teachers](#) *** : 17.0

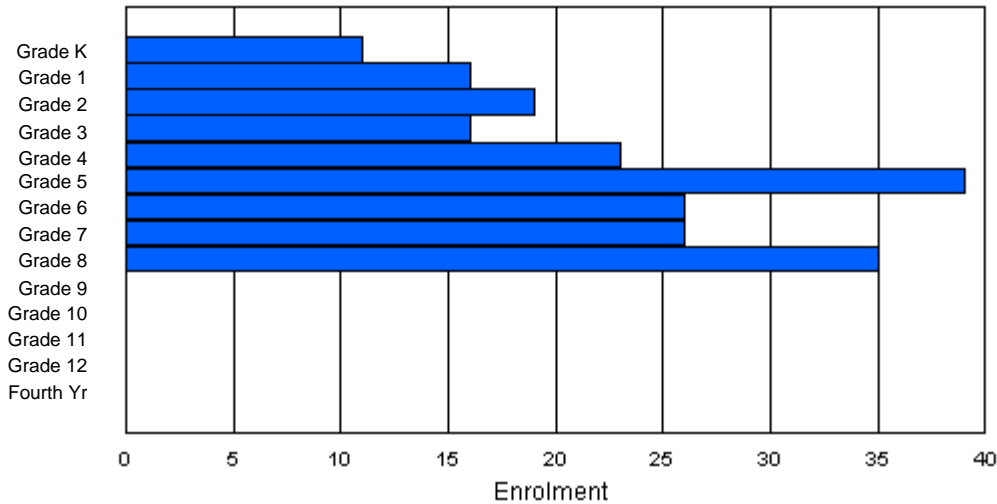
Enrolment By Age and Gender

Gender	Age																	Total
	5	6	7	8	9	10	11	12	13	14	15	16	17	18	19	20>		
Male	6	10	11	11	14	19	14	11	17	2	0	0	0	0	0	0	115	
Female	5	6	7	6	9	15	16	15	14	3	0	0	0	0	0	0	96	
Total	11	16	18	17	23	34	30	26	31	5	0	0	0	0	0	0	211	

Enrolment By Grade and Gender

Gender	Grade															Total
	K	1	2	3	4	5	6	7	8	9	10	11	12	4th		
Male	6	10	12	10	14	21	13	11	18	0	0	0	0	0	115	
Female	5	6	7	6	9	18	13	15	17	0	0	0	0	0	96	
Total	11	16	19	16	23	39	26	26	35	0	0	0	0	0	211	

Enrolment By Grade
For Our Lady of Mercy Elementary



* Data from the 2003-2004 AGR(Enrolment/Age as of the last day in Sept./Dec.)

** Newfoundland Statistics Classification System

*** May include itinerant teachers



**School Description Report
2003-04**

District 4 - Cormack Trail

#096 - Our Lady of the Cape School, Cape St. George

Classification: Rural Community/Western Region**
Offers Distance Education: No

Grades: K-8

Number of Grades: 9

[School FTE PTR : 7.9](#)

[District FTE PTR : 12.3](#)

[Provincial FTE PTR : 13.5](#)

[FTE Teachers](#) *** : 9.0

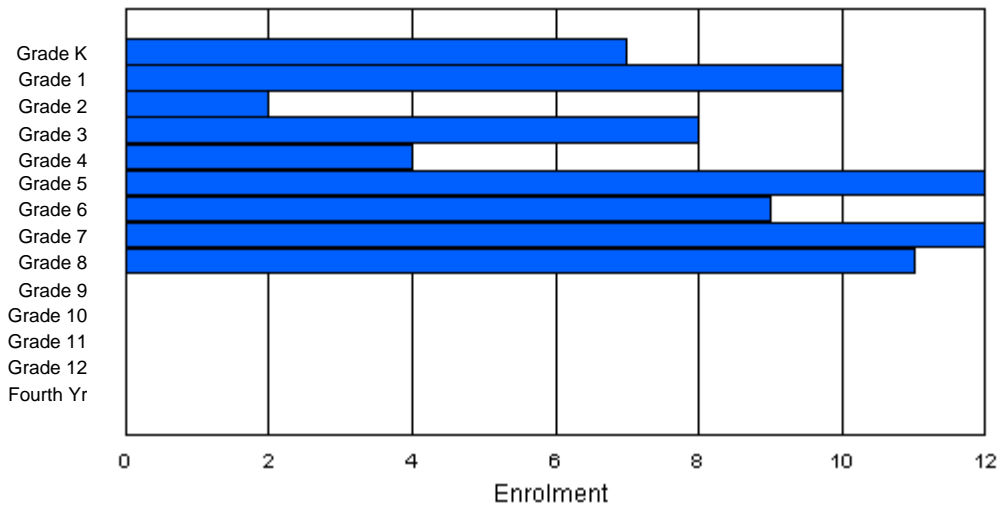
Enrolment By Age and Gender

Gender	Age																	Total
	5	6	7	8	9	10	11	12	13	14	15	16	17	18	19	20>		
Male	2	4	2	3	3	4	4	6	5	0	0	0	0	0	0	0	33	
Female	5	4	1	3	4	7	5	6	7	0	0	0	0	0	0	0	42	
Total	7	8	3	6	7	11	9	12	12	0	0	0	0	0	0	0	75	

Enrolment By Grade and Gender

Gender	Grade															Total
	K	1	2	3	4	5	6	7	8	9	10	11	12	4th		
Male	2	6	1	4	1	4	5	6	4	0	0	0	0	0	33	
Female	5	4	1	4	3	8	4	6	7	0	0	0	0	0	42	
Total	7	10	2	8	4	12	9	12	11	0	0	0	0	0	75	

Enrolment By Grade
For Our Lady of the Cape School



* Data from the 2003-2004 AGR(Enrolment/Age as of the last day in Sept./Dec.)

** Newfoundland Statistics Classification System

*** May include itinerant teachers



**School Description Report
2003-04**

District 4 - Cormack Trail

#463 - Pathfinder/Directions Alternative School, Stephenville

Classification: Urban Community/Western Region**
Offers Distance Education: Yes

Grades: 8-12

Number of Grades: 5

[School FTE PTR : 2.1](#)

[District FTE PTR : 12.3](#)

[Provincial FTE PTR : 13.5](#)

[FTE Teachers](#) *** : 8.0

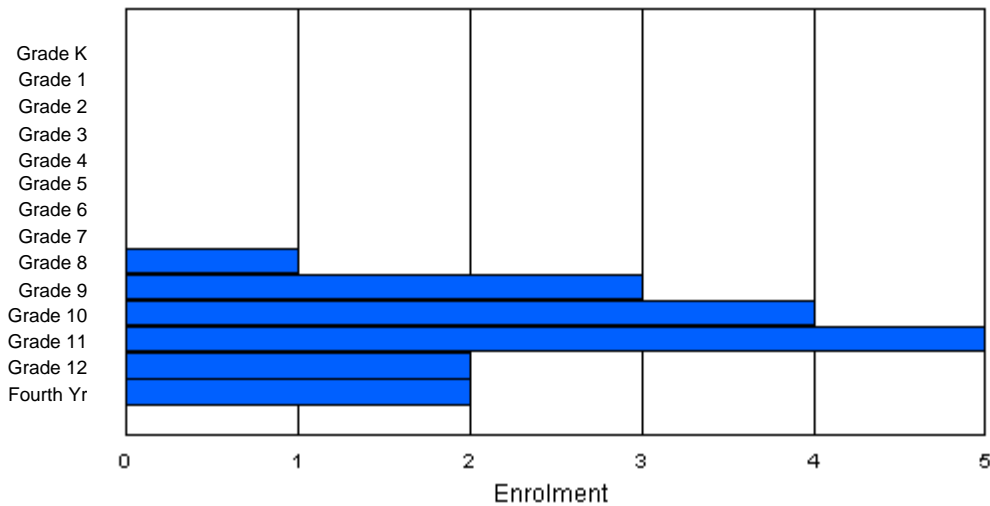
Enrolment By Age and Gender

Gender	Age																	Total
	5	6	7	8	9	10	11	12	13	14	15	16	17	18	19	20>		
Male	0	0	0	0	0	0	0	0	1	1	1	3	2	3	2	1	14	
Female	0	0	0	0	0	0	0	0	0	1	0	1	0	0	0	1	3	
Total	0	0	0	0	0	0	0	0	1	2	1	4	2	3	2	2	17	

Enrolment By Grade and Gender

Gender	Grade															Total
	K	1	2	3	4	5	6	7	8	9	10	11	12	4th		
Male	0	0	0	0	0	0	0	0	1	2	4	4	2	1	14	
Female	0	0	0	0	0	0	0	0	0	1	0	1	0	1	3	
Total	0	0	0	0	0	0	0	0	1	3	4	5	2	2	17	

Enrolment By Grade
For Pathfinder/Directions Alternative School



* Data from the 2003-2004 AGR(Enrolment/Age as of the last day in Sept./Dec.)

** Newfoundland Statistics Classification System

*** May include itinerant teachers



**School Description Report
2003-04**

District 4 - Cormack Trail

#110 - Piccadilly Central High, Piccadilly

Classification: Rural Community/Western Region**
Offers Distance Education: Yes

Grades: 9-12

Number of Grades: 4

[School FTE PTR : 13.5](#)

[District FTE PTR : 12.3](#)

[Provincial FTE PTR : 13.5](#)

[FTE Teachers](#) *** : 17.0

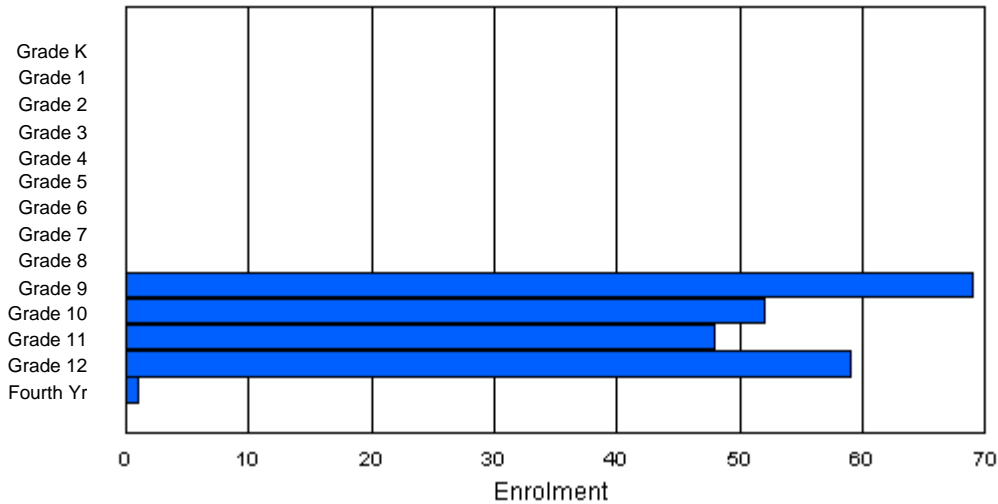
Enrolment By Age and Gender

Gender	Age																	Total
	5	6	7	8	9	10	11	12	13	14	15	16	17	18	19	20>		
Male	0	0	0	0	0	0	0	0	0	27	24	18	25	11	1	1	107	
Female	0	0	0	0	0	0	0	0	1	30	32	30	24	5	0	0	122	
Total	0	0	0	0	0	0	0	0	1	57	56	48	49	16	1	1	229	

Enrolment By Grade and Gender

Gender	Grade															Total
	K	1	2	3	4	5	6	7	8	9	10	11	12	4th		
Male	0	0	0	0	0	0	0	0	0	36	23	17	30	1	107	
Female	0	0	0	0	0	0	0	0	0	33	29	31	29	0	122	
Total	0	0	0	0	0	0	0	0	0	69	52	48	59	1	229	

Enrolment By Grade
For Piccadilly Central High



* Data from the 2003-2004 AGR(Enrolment/Age as of the last day in Sept./Dec.)

** Newfoundland Statistics Classification System

*** May include itinerant teachers



**School Description Report
2003-04**

District 4 - Cormack Trail

#113 - St. Boniface All Grade, Ramea

Classification: Rural Community/Southern Region**
Offers Distance Education: Yes

Grades: K-4,6-12

Number of Grades: 12

[School FTE PTR : 7.4](#)
[District FTE PTR : 12.3](#)
[Provincial FTE PTR : 13.5](#)

[FTE Teachers](#) *** : 10.0

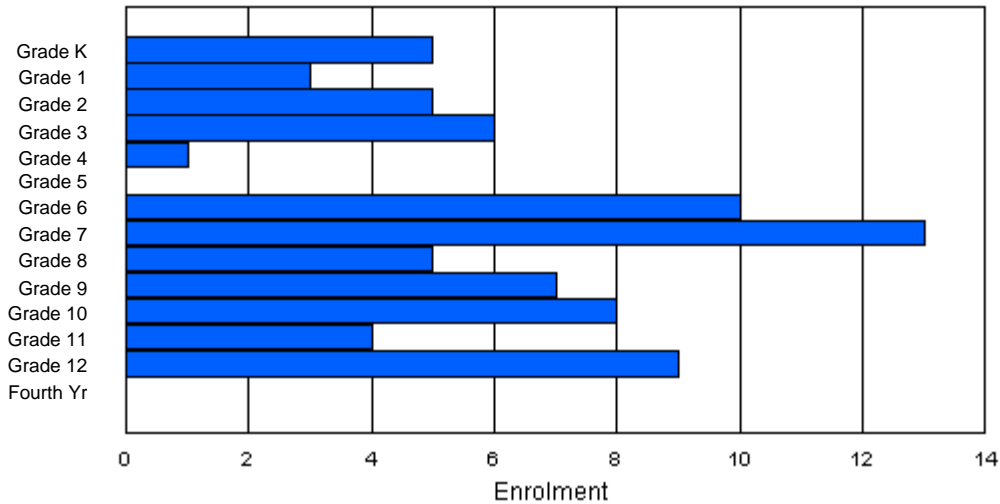
Enrolment By Age and Gender

Gender	Age																	Total
	5	6	7	8	9	10	11	12	13	14	15	16	17	18	19	20>		
Male	2	2	2	1	0	1	6	5	5	2	5	1	7	0	0	0	39	
Female	3	1	3	5	0	0	4	8	0	5	3	2	3	0	0	0	37	
Total	5	3	5	6	0	1	10	13	5	7	8	3	10	0	0	0	76	

Enrolment By Grade and Gender

Gender	Grade															Total
	K	1	2	3	4	5	6	7	8	9	10	11	12	4th		
Male	2	2	2	1	1	0	6	5	5	2	5	2	6	0	39	
Female	3	1	3	5	0	0	4	8	0	5	3	2	3	0	37	
Total	5	3	5	6	1	0	10	13	5	7	8	4	9	0	76	

Enrolment By Grade
For St. Boniface All Grade



* Data from the 2003-2004 AGR(Enrolment/Age as of the last day in Sept./Dec.)

** Newfoundland Statistics Classification System

*** May include itinerant teachers



**School Description Report
2003-04**

District 4 - Cormack Trail

#097 - St. James Elementary, Channel-Port Aux Basques

Classification: Rural Community/Southern Region**
Offers Distance Education: No

Grades: K-6

Number of Grades: 7

[School FTE PTR : 13.2](#)

[District FTE PTR : 12.3](#)

[Provincial FTE PTR : 13.5](#)

[FTE Teachers](#) *** : 24.8

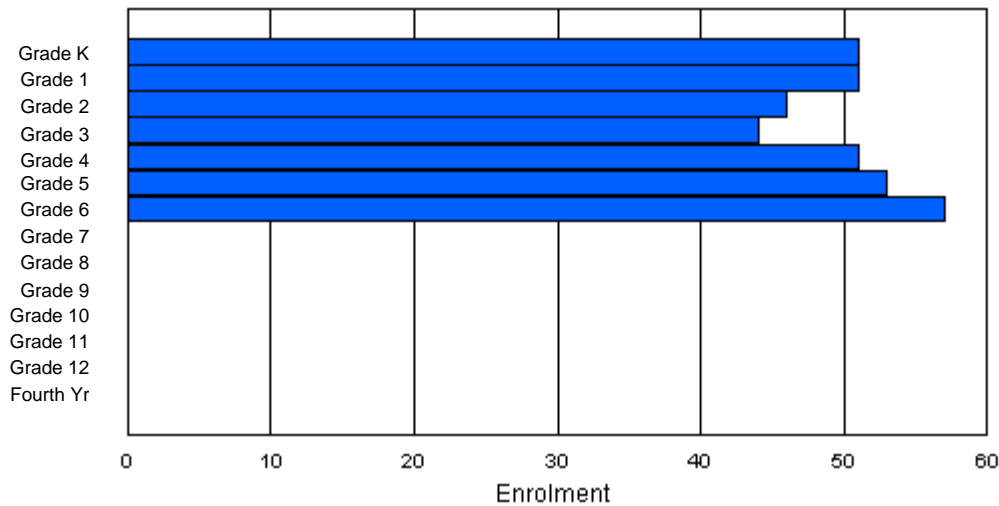
Enrolment By Age and Gender

Gender	Age																Total
	5	6	7	8	9	10	11	12	13	14	15	16	17	18	19	20>	
Male	31	25	26	16	29	31	27	1	0	0	0	0	0	0	0	0	186
Female	20	26	20	23	27	18	32	1	0	0	0	0	0	0	0	0	167
Total	51	51	46	39	56	49	59	2	0	0	0	0	0	0	0	0	353

Enrolment By Grade and Gender

Gender	Grade														Total
	K	1	2	3	4	5	6	7	8	9	10	11	12	4th	
Male	31	25	26	20	25	33	26	0	0	0	0	0	0	0	186
Female	20	26	20	24	26	20	31	0	0	0	0	0	0	0	167
Total	51	51	46	44	51	53	57	0	0	0	0	0	0	0	353

Enrolment By Grade
For St. James Elementary



* Data from the 2003-2004 AGR(Enrolment/Age as of the last day in Sept./Dec.)

** Newfoundland Statistics Classification System

*** May include itinerant teachers



**School Description Report
2003-04**

District 4 - Cormack Trail

#098 - St. James Junior High, Channel-Port Aux Basques

Classification: Rural Community/Southern Region**
Offers Distance Education: No

Grades: 7-9

Number of Grades: 3

[School FTE PTR : 13.1](#)

[District FTE PTR : 12.3](#)

[Provincial FTE PTR : 13.5](#)

[FTE Teachers](#) *** : 15.3

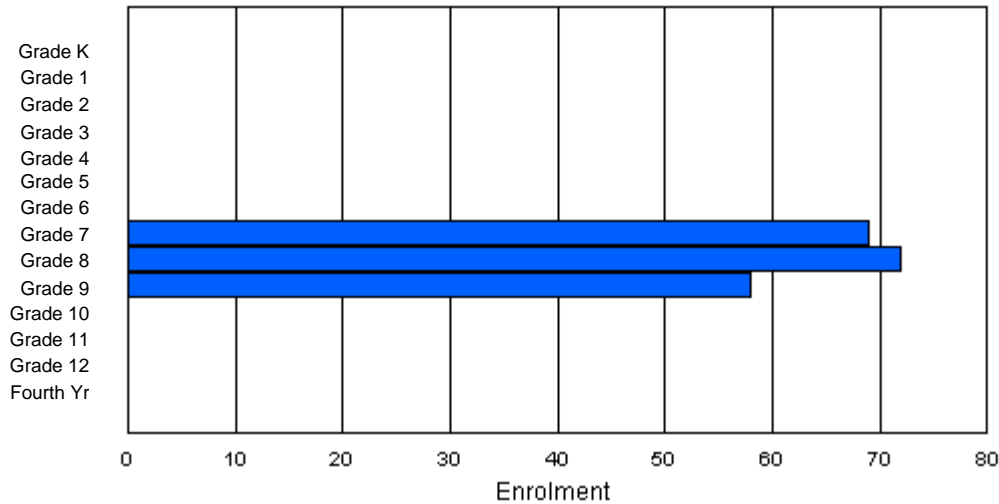
Enrolment By Age and Gender

Gender	Age																Total
	5	6	7	8	9	10	11	12	13	14	15	16	17	18	19	20>	
Male	0	0	0	0	0	0	1	33	30	37	3	0	0	0	0	0	104
Female	0	0	0	0	0	0	0	32	35	28	0	0	0	0	0	0	95
Total	0	0	0	0	0	0	1	65	65	65	3	0	0	0	0	0	199

Enrolment By Grade and Gender

Gender	Grade														Total
	K	1	2	3	4	5	6	7	8	9	10	11	12	4th	
Male	0	0	0	0	0	0	0	37	35	32	0	0	0	0	104
Female	0	0	0	0	0	0	0	32	37	26	0	0	0	0	95
Total	0	0	0	0	0	0	0	69	72	58	0	0	0	0	199

Enrolment By Grade
For St. James Junior High



* Data from the 2003-2004 AGR(Enrolment/Age as of the last day in Sept./Dec.)

** Newfoundland Statistics Classification System

*** May include itinerant teachers



**School Description Report
2003-04**

District 4 - Cormack Trail

#099 - St. James Regional High School, Channel-Port Aux Basques

Classification: Rural Community/Southern Region**
Offers Distance Education: No

Grades: 10-12

Number of Grades: 3

[School FTE PTR : 14.8](#)

[District FTE PTR : 12.3](#)

[Provincial FTE PTR : 13.5](#)

[FTE Teachers](#) *** : 15.0

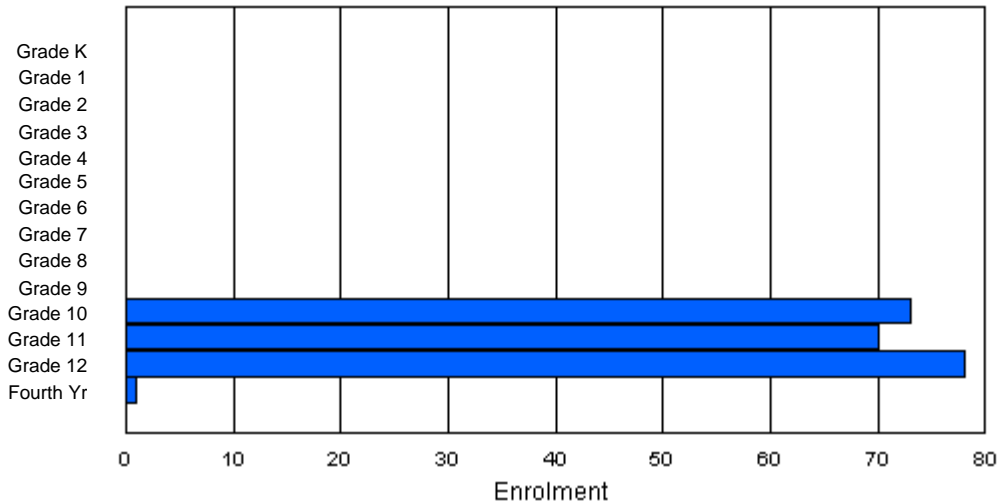
Enrolment By Age and Gender

Gender	Age																	Total
	5	6	7	8	9	10	11	12	13	14	15	16	17	18	19	20>		
Male	0	0	0	0	0	0	0	0	0	0	29	33	41	11	3	0	117	
Female	0	0	0	0	0	0	0	0	0	0	36	29	36	3	1	0	105	
Total	0	0	0	0	0	0	0	0	0	0	65	62	77	14	4	0	222	

Enrolment By Grade and Gender

Gender	Grade															Total
	K	1	2	3	4	5	6	7	8	9	10	11	12	4th		
Male	0	0	0	0	0	0	0	0	0	0	34	37	45	1	117	
Female	0	0	0	0	0	0	0	0	0	0	39	33	33	0	105	
Total	0	0	0	0	0	0	0	0	0	0	73	70	78	1	222	

Enrolment By Grade
For St. James Regional High School



* Data from the 2003-2004 AGR(Enrolment/Age as of the last day in Sept./Dec.)

** Newfoundland Statistics Classification System

*** May include itinerant teachers



**School Description Report
2003-04**

District 4 - Cormack Trail

#114 - St. Michael's Elementary, Rose Blanche

Classification: Rural Community/Southern Region**
Offers Distance Education: No

Grades: K-6

Number of Grades: 7

[School FTE PTR : 6.4](#)
[District FTE PTR : 12.3](#)
[Provincial FTE PTR : 13.5](#)

[FTE Teachers](#) *** : 4.0

Enrolment By Age and Gender

Gender	Age																Total
	5	6	7	8	9	10	11	12	13	14	15	16	17	18	19	20>	
Male	2	2	2	1	2	3	2	0	0	0	0	0	0	0	0	0	14
Female	1	0	3	1	2	2	4	0	0	0	0	0	0	0	0	0	13
Total	3	2	5	2	4	5	6	0	0	0	0	0	0	0	0	0	27

Enrolment By Grade and Gender

Gender	Grade															Total
	K	1	2	3	4	5	6	7	8	9	10	11	12	4th		
Male	2	2	2	1	2	3	2	0	0	0	0	0	0	0	14	
Female	1	0	3	1	2	2	4	0	0	0	0	0	0	0	13	
Total	3	2	5	2	4	5	6	0	0	0	0	0	0	0	27	

Grades: K-8

Number of Grades: 9

[School FTE PTR : 12.8](#)
[District FTE PTR : 12.3](#)
[Provincial FTE PTR : 13.5](#)

[FTE Teachers](#) *** : 20.8

Enrolment By Age and Gender

Gender	Age																Total
	5	6	7	8	9	10	11	12	13	14	15	16	17	18	19	20>	
Male	8	15	18	9	19	20	15	28	22	1	0	0	0	0	0	0	155
Female	11	9	10	13	10	17	17	12	20	0	0	0	0	0	0	0	119
Total	19	24	28	22	29	37	32	40	42	1	0	0	0	0	0	0	274

Enrolment By Grade and Gender

Gender	Grade															Total
	K	1	2	3	4	5	6	7	8	9	10	11	12	4th		
Male	8	16	17	9	19	20	15	31	20	0	0	0	0	0	155	
Female	11	9	10	13	10	17	17	13	19	0	0	0	0	0	119	

* Data from the 2003-2004 AGR(Enrolment/Age as of the last day in Sept./Dec.)

** Newfoundland Statistics Classification System

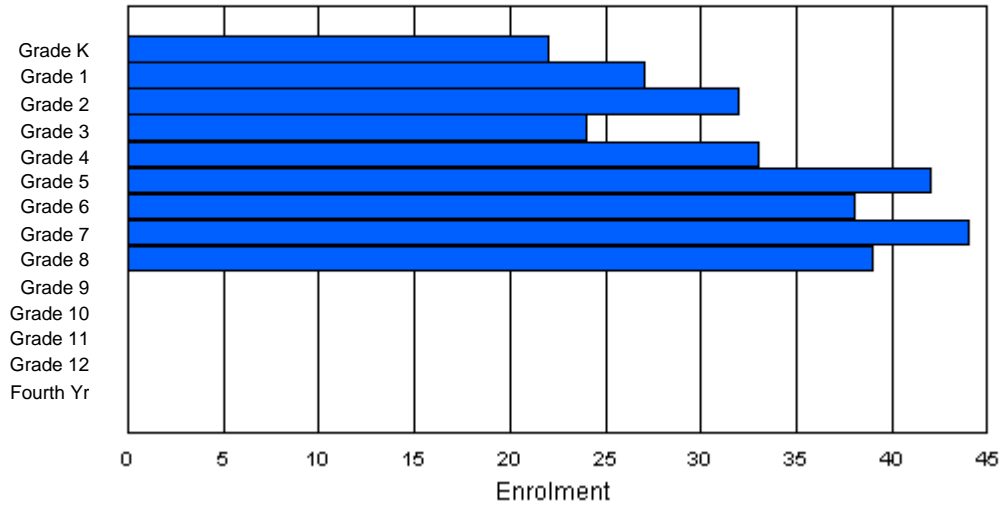
*** May include itinerant teachers



School Description Report
2003-04

Total 19 25 27 22 29 37 32 44 39 0 0 0 0 0 274

Enrolment By Grade
For St. Michael's Elementary



* Data from the 2003-2004 AGR(Enrolment/Age as of the last day in Sept./Dec.)

** Newfoundland Statistics Classification System

*** May include itinerant teachers



**School Description Report
2003-04**

District 4 - Cormack Trail

#137 - St. Simon and St. Jude Academy, Francois

Classification: Rural Community/Southern Region**
Offers Distance Education: Yes

Grades: K-2,4,6-12

Number of Grades: 11

[School FTE PTR : 6.0](#)

[District FTE PTR : 12.3](#)

[Provincial FTE PTR : 13.5](#)

[FTE Teachers](#) *** : 4.0

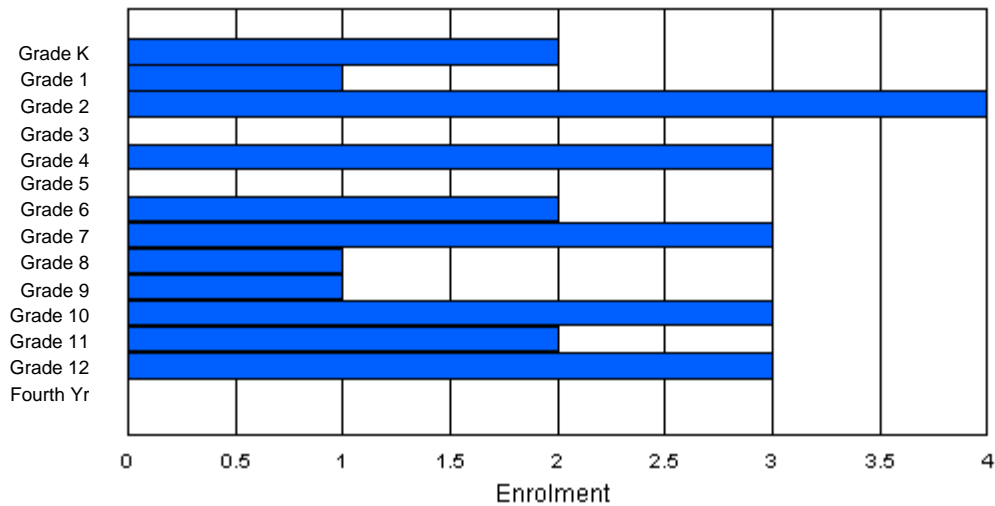
Enrolment By Age and Gender

Gender	Age																	Total
	5	6	7	8	9	10	11	12	13	14	15	16	17	18	19	20>		
Male	2	0	3	0	3	0	1	1	1	0	0	2	1	1	0	0	15	
Female	0	1	1	0	0	0	1	2	0	1	2	0	1	1	0	0	10	
Total	2	1	4	0	3	0	2	3	1	1	2	2	2	2	0	0	25	

Enrolment By Grade and Gender

Gender	Grade															Total
	K	1	2	3	4	5	6	7	8	9	10	11	12	4th		
Male	2	0	3	0	3	0	1	1	1	0	1	1	2	0	15	
Female	0	1	1	0	0	0	1	2	0	1	2	1	1	0	10	
Total	2	1	4	0	3	0	2	3	1	1	3	2	3	0	25	

Enrolment By Grade
For St. Simon and St. Jude Academy



* Data from the 2003-2004 AGR(Enrolment/Age as of the last day in Sept./Dec.)

** Newfoundland Statistics Classification System

*** May include itinerant teachers



School Description Report 2003-04

District 4 - Cormack Trail

#111 - St. Thomas Aquinas, Port au Port East

Classification: Rural Community/Western Region**
Offers Distance Education: No

Grades: K-8

Number of Grades: 9

[School FTE PTR : 14.0](#)

[District FTE PTR : 12.3](#)

[Provincial FTE PTR : 13.5](#)

[FTE Teachers](#) *** : 12.0

Enrolment By Age and Gender

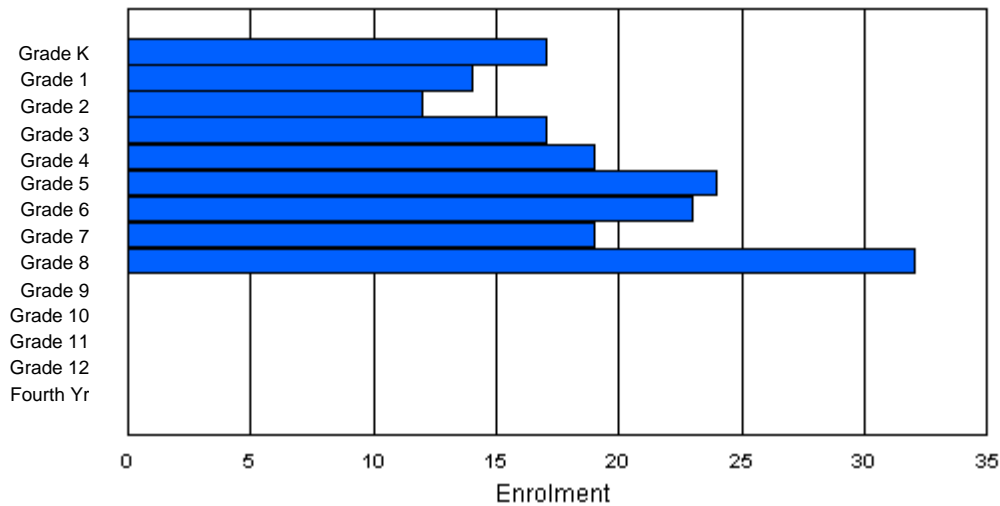
Gender	Age																Total
	5	6	7	8	9	10	11	12	13	14	15	16	17	18	19	20>	
Male	7	8	7	10	10	12	8	13	12	2	0	0	0	0	0	0	89
Female	10	6	5	7	9	12	14	12	12	0	1	0	0	0	0	0	88
Total	17	14	12	17	19	24	22	25	24	2	1	0	0	0	0	0	177

Enrolment By Grade and Gender

Gender	Grade														Total
	K	1	2	3	4	5	6	7	8	9	10	11	12	4th	
Male	7	8	7	10	10	12	9	11	15	0	0	0	0	0	89
Female	10	6	5	7	9	12	14	8	17	0	0	0	0	0	88
Total	17	14	12	17	19	24	23	19	32	0	0	0	0	0	177

Enrolment By Grade

For St. Thomas Aquinas



* Data from the 2003-2004 AGR(Enrolment/Age as of the last day in Sept./Dec.)

** Newfoundland Statistics Classification System

*** May include itinerant teachers



**School Description Report
2003-04**

District 4 - Cormack Trail

#118 - Stephenville Elementary, Stephenville

Classification: Urban Community/Western Region**
Offers Distance Education: No

Grades: 4-5

Number of Grades: 2

[School FTE PTR : 14.8](#)

[District FTE PTR : 12.3](#)

[Provincial FTE PTR : 13.5](#)

[FTE Teachers](#) *** : 17.3

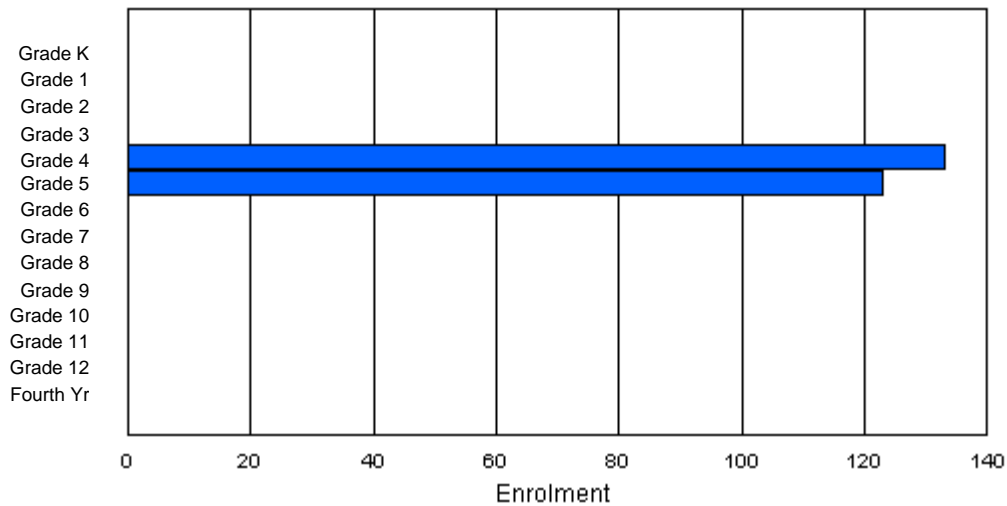
Enrolment By Age and Gender

Gender	Age																Total
	5	6	7	8	9	10	11	12	13	14	15	16	17	18	19	20>	
Male	0	0	0	0	63	67	6	0	0	0	0	0	0	0	0	0	136
Female	0	0	0	0	62	53	5	0	0	0	0	0	0	0	0	0	120
Total	0	0	0	0	125	120	11	0	0	0	0	0	0	0	0	0	256

Enrolment By Grade and Gender

Gender	Grade														Total
	K	1	2	3	4	5	6	7	8	9	10	11	12	4th	
Male	0	0	0	0	69	67	0	0	0	0	0	0	0	0	136
Female	0	0	0	0	64	56	0	0	0	0	0	0	0	0	120
Total	0	0	0	0	133	123	0	0	0	0	0	0	0	0	256

Enrolment By Grade
For Stephenville Elementary



* Data from the 2003-2004 AGR(Enrolment/Age as of the last day in Sept./Dec.)

** Newfoundland Statistics Classification System

*** May include itinerant teachers



**School Description Report
2003-04**

District 4 - Cormack Trail

#119 - Stephenville High, Stephenville

Classification: Urban Community/Western Region**
Offers Distance Education: No

Grades: 9-12

Number of Grades: 4

[School FTE PTR : 16.3](#)

[District FTE PTR : 12.3](#)

[Provincial FTE PTR : 13.5](#)

[FTE Teachers](#) *** : 37.0

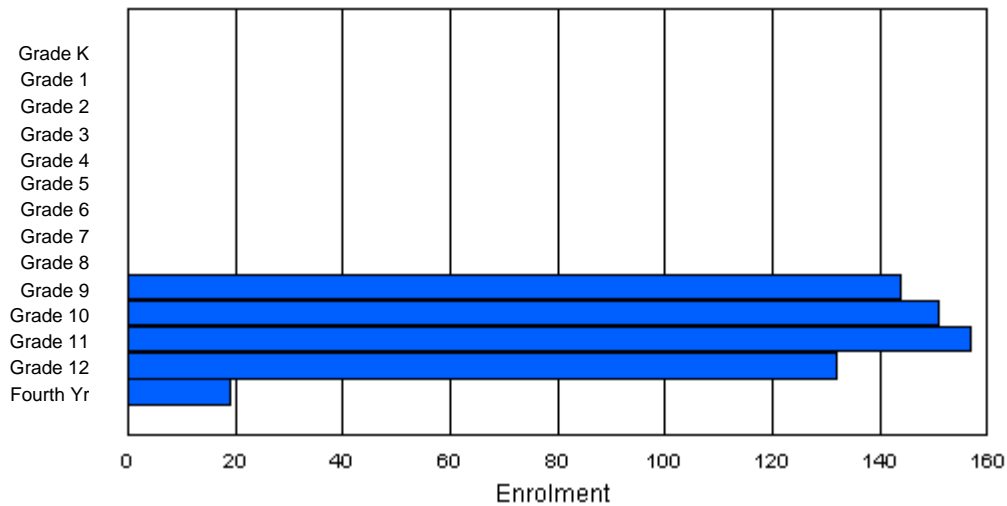
Enrolment By Age and Gender

Gender	Age																	Total
	5	6	7	8	9	10	11	12	13	14	15	16	17	18	19	20>		
Male	0	0	0	0	0	0	0	0	0	61	76	85	82	25	0	0	329	
Female	0	0	0	0	0	0	0	0	0	68	75	64	62	2	3	0	274	
Total	0	0	0	0	0	0	0	0	0	129	151	149	144	27	3	0	603	

Enrolment By Grade and Gender

Gender	Grade															Total
	K	1	2	3	4	5	6	7	8	9	10	11	12	4th		
Male	0	0	0	0	0	0	0	0	0	74	76	87	77	15	329	
Female	0	0	0	0	0	0	0	0	0	70	75	70	55	4	274	
Total	0	0	0	0	0	0	0	0	0	144	151	157	132	19	603	

Enrolment By Grade
For Stephenville High



* Data from the 2003-2004 AGR(Enrolment/Age as of the last day in Sept./Dec.)

** Newfoundland Statistics Classification System

*** May include itinerant teachers



**School Description Report
2003-04**

District 4 - Cormack Trail

#396 - Stephenville Middle School, Stephenville

Classification: Urban Community/Western Region**
Offers Distance Education: No

Grades: 6-8

Number of Grades: 3

[School FTE PTR : 16.3](#)

[District FTE PTR : 12.3](#)

[Provincial FTE PTR : 13.5](#)

[FTE Teachers](#) *** : 27.0

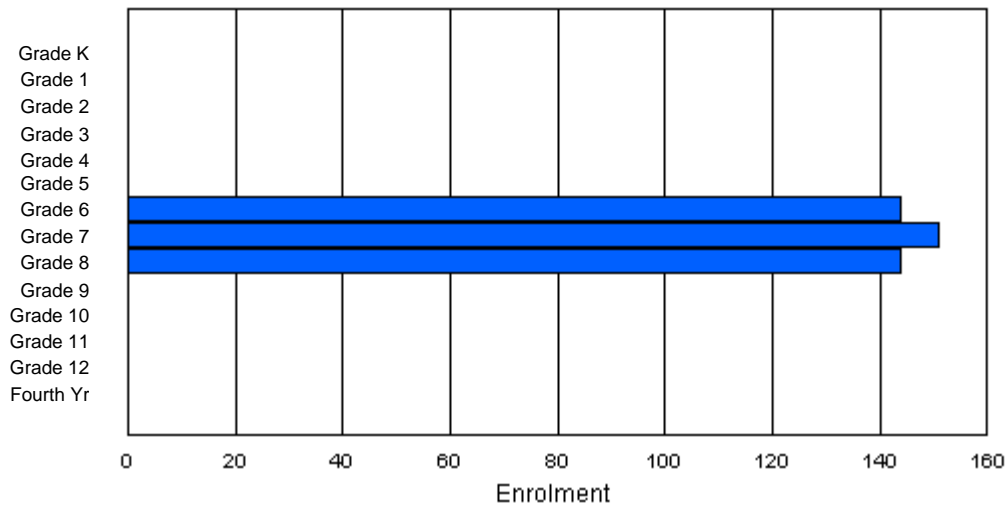
Enrolment By Age and Gender

Gender	Age																Total
	5	6	7	8	9	10	11	12	13	14	15	16	17	18	19	20>	
Male	0	0	0	0	0	0	79	78	75	5	1	0	0	0	0	0	238
Female	0	0	0	0	0	0	60	68	70	3	0	0	0	0	0	0	201
Total	0	0	0	0	0	0	139	146	145	8	1	0	0	0	0	0	439

Enrolment By Grade and Gender

Gender	Grade														Total
	K	1	2	3	4	5	6	7	8	9	10	11	12	4th	
Male	0	0	0	0	0	0	82	82	74	0	0	0	0	0	238
Female	0	0	0	0	0	0	62	69	70	0	0	0	0	0	201
Total	0	0	0	0	0	0	144	151	144	0	0	0	0	0	439

Enrolment By Grade
For Stephenville Middle School



* Data from the 2003-2004 AGR(Enrolment/Age as of the last day in Sept./Dec.)

** Newfoundland Statistics Classification System

*** May include itinerant teachers



**School Description Report
2003-04**

District 4 - Cormack Trail

#120 - Stephenville Primary, Stephenville

Classification: Urban Community/Western Region**
Offers Distance Education: No

Grades: K-3

Number of Grades: 4

[School FTE PTR : 14.7](#)

[District FTE PTR : 12.3](#)

[Provincial FTE PTR : 13.5](#)

[FTE Teachers](#) *** : 24.8

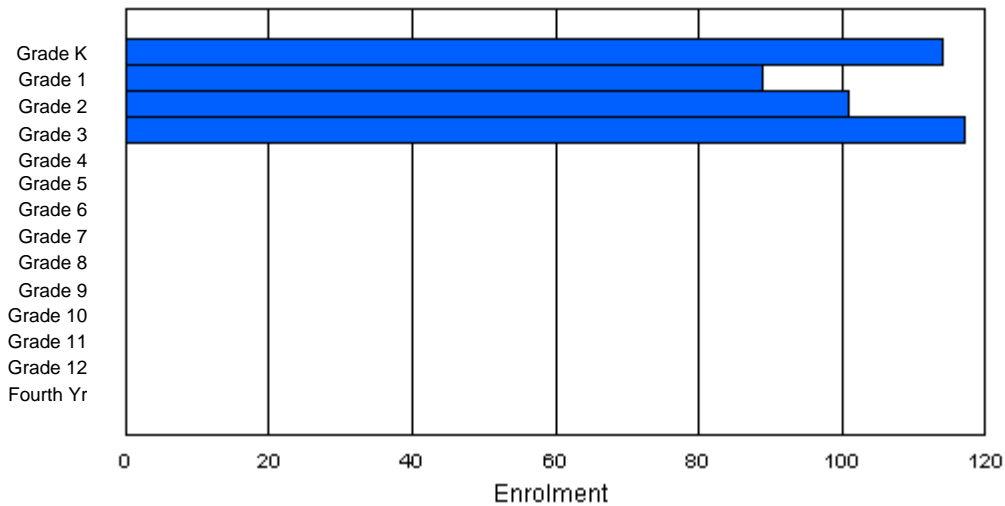
Enrolment By Age and Gender

Gender	Age																Total
	5	6	7	8	9	10	11	12	13	14	15	16	17	18	19	20>	
Male	54	42	51	71	3	0	0	0	0	0	0	0	0	0	0	0	221
Female	58	44	52	45	1	0	0	0	0	0	0	0	0	0	0	0	200
Total	112	86	103	116	4	0	0	0	0	0	0	0	0	0	0	0	421

Enrolment By Grade and Gender

Gender	Grade														Total
	K	1	2	3	4	5	6	7	8	9	10	11	12	4th	
Male	55	44	51	71	0	0	0	0	0	0	0	0	0	0	221
Female	59	45	50	46	0	0	0	0	0	0	0	0	0	0	200
Total	114	89	101	117	0	0	0	0	0	0	0	0	0	0	421

Enrolment By Grade
For Stephenville Primary



* Data from the 2003-2004 AGR(Enrolment/Age as of the last day in Sept./Dec.)

** Newfoundland Statistics Classification System

*** May include itinerant teachers



**School Description Report
2003-04**

District 5 - Baie Verte/Central/Connaigre

#398 - Avoca Collegiate, Badger

Classification: Urban Community/Central Region**
Offers Distance Education: No

Grades: K-8

Number of Grades: 9

[School FTE PTR : 9.1](#)

[District FTE PTR : 12.5](#)

[Provincial FTE PTR : 13.5](#)

[FTE Teachers](#) *** : 6.5

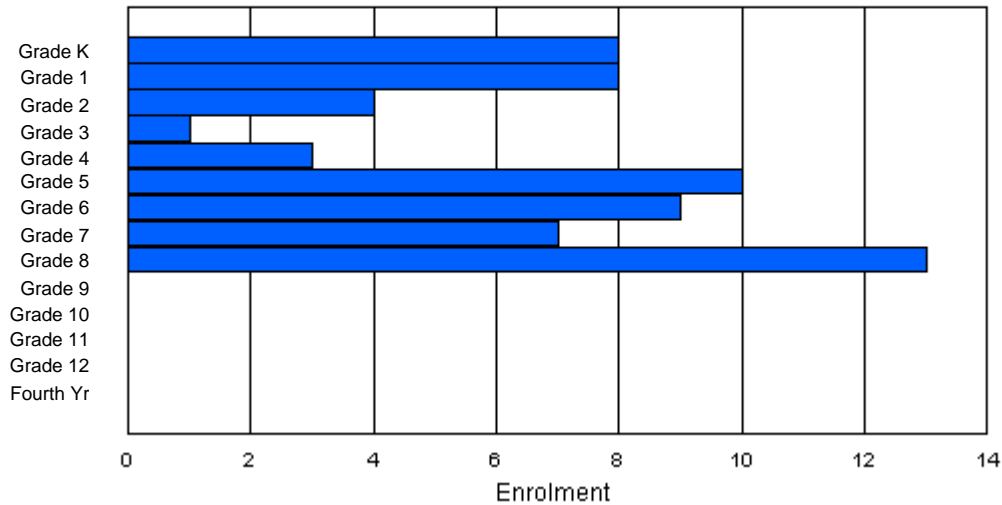
Enrolment By Age and Gender

Gender	Age																	Total
	5	6	7	8	9	10	11	12	13	14	15	16	17	18	19	20>		
Male	2	5	3	1	1	5	6	3	9	0	0	0	0	0	0	0	35	
Female	6	3	1	0	2	5	3	4	4	0	0	0	0	0	0	0	28	
Total	8	8	4	1	3	10	9	7	13	0	0	0	0	0	0	0	63	

Enrolment By Grade and Gender

Gender	K	Grade													4th	Total
		1	2	3	4	5	6	7	8	9	10	11	12			
Male	2	5	3	1	1	5	6	3	9	0	0	0	0	0	35	
Female	6	3	1	0	2	5	3	4	4	0	0	0	0	0	28	
Total	8	8	4	1	3	10	9	7	13	0	0	0	0	0	63	

Enrolment By Grade
For Avoca Collegiate



* Data from the 2003-2004 AGR(Enrolment/Age as of the last day in Sept./Dec.)

** Newfoundland Statistics Classification System

*** May include itinerant teachers



**School Description Report
2003-04**

District 5 - Baie Verte/Central/Connaigre

#125 - Baie Verte High School, Baie Verte

Classification: Rural Community/Central Region**
Offers Distance Education: No

Grades: 8-12

Number of Grades: 5

[School FTE PTR : 14.2](#)

[District FTE PTR : 12.5](#)

[Provincial FTE PTR : 13.5](#)

[FTE Teachers](#) *** : 19.0

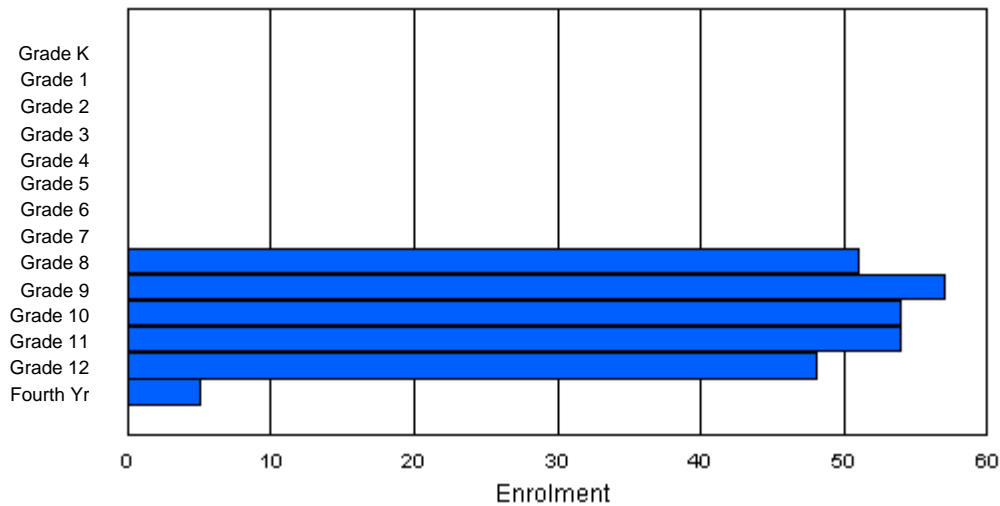
Enrolment By Age and Gender

Gender	Age																	Total
	5	6	7	8	9	10	11	12	13	14	15	16	17	18	19	20>		
Male	0	0	0	0	0	0	0	0	26	26	22	34	35	6	0	0	149	
Female	0	0	0	0	0	0	0	0	20	30	24	19	21	6	0	0	120	
Total	0	0	0	0	0	0	0	0	46	56	46	53	56	12	0	0	269	

Enrolment By Grade and Gender

Gender	Grade															Total
	K	1	2	3	4	5	6	7	8	9	10	11	12	4th		
Male	0	0	0	0	0	0	0	0	28	27	29	34	26	5	149	
Female	0	0	0	0	0	0	0	0	23	30	25	20	22	0	120	
Total	0	0	0	0	0	0	0	0	51	57	54	54	48	5	269	

Enrolment By Grade
For Baie Verte High School



* Data from the 2003-2004 AGR(Enrolment/Age as of the last day in Sept./Dec.)

** Newfoundland Statistics Classification System

*** May include itinerant teachers



**School Description Report
2003-04**

District 5 - Baie Verte/Central/Connaigre

#126 - Baie Verte Middle School, Baie Verte

Classification: Rural Community/Central Region**
Offers Distance Education: No

Grades: 5-7

Number of Grades: 3

[School FTE PTR : 12.1](#)

[District FTE PTR : 12.5](#)

[Provincial FTE PTR : 13.5](#)

[FTE Teachers](#) *** : 9.5

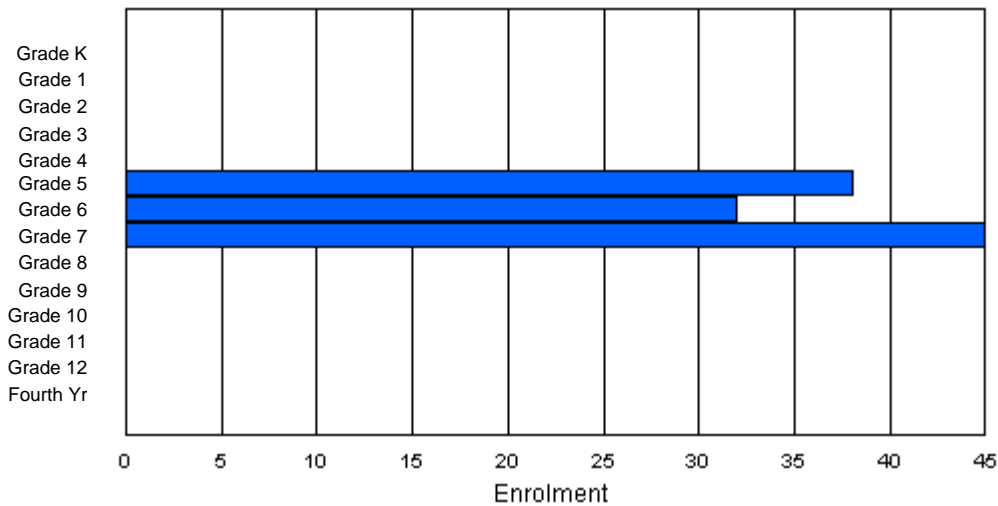
Enrolment By Age and Gender

Gender	Age																	Total
	5	6	7	8	9	10	11	12	13	14	15	16	17	18	19	20>		
Male	0	0	0	0	0	21	19	25	3	0	0	0	0	0	0	0	68	
Female	0	0	0	0	0	16	13	18	0	0	0	0	0	0	0	0	47	
Total	0	0	0	0	0	37	32	43	3	0	0	0	0	0	0	0	115	

Enrolment By Grade and Gender

Gender	Grade															Total
	K	1	2	3	4	5	6	7	8	9	10	11	12	4th		
Male	0	0	0	0	0	22	19	27	0	0	0	0	0	0	68	
Female	0	0	0	0	0	16	13	18	0	0	0	0	0	0	47	
Total	0	0	0	0	0	38	32	45	0	0	0	0	0	0	115	

Enrolment By Grade
For Baie Verte Middle School



* Data from the 2003-2004 AGR(Enrolment/Age as of the last day in Sept./Dec.)

** Newfoundland Statistics Classification System

*** May include itinerant teachers



**School Description Report
2003-04**

District 5 - Baie Verte/Central/Connaigre

#399 - Baie Verte Primary, Baie Verte

Classification: Rural Community/Central Region**
Offers Distance Education: No

Grades: K-4

Number of Grades: 5

[School FTE PTR : 11.8](#)

[District FTE PTR : 12.5](#)

[Provincial FTE PTR : 13.5](#)

[FTE Teachers](#) *** : 10.8

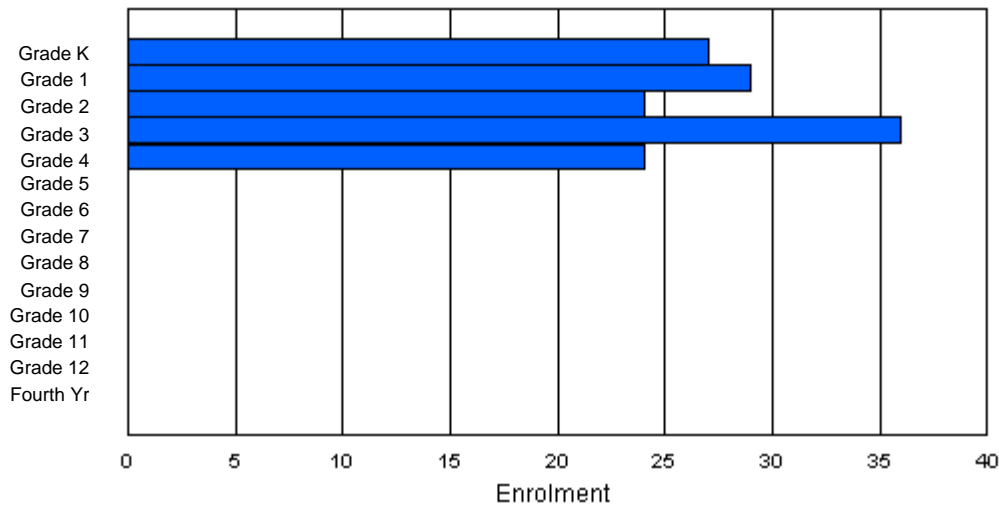
Enrolment By Age and Gender

Gender	Age																Total
	5	6	7	8	9	10	11	12	13	14	15	16	17	18	19	20>	
Male	15	14	15	14	10	0	0	0	0	0	0	0	0	0	0	0	68
Female	12	14	10	22	14	0	0	0	0	0	0	0	0	0	0	0	72
Total	27	28	25	36	24	0	0	0	0	0	0	0	0	0	0	0	140

Enrolment By Grade and Gender

Gender	Grade														Total
	K	1	2	3	4	5	6	7	8	9	10	11	12	4th	
Male	15	15	14	14	10	0	0	0	0	0	0	0	0	0	68
Female	12	14	10	22	14	0	0	0	0	0	0	0	0	0	72
Total	27	29	24	36	24	0	0	0	0	0	0	0	0	0	140

Enrolment By Grade
For Baie Verte Primary



* Data from the 2003-2004 AGR(Enrolment/Age as of the last day in Sept./Dec.)

** Newfoundland Statistics Classification System

*** May include itinerant teachers



**School Description Report
2003-04**

District 5 - Baie Verte/Central/Connaigre

#407 - Bay d'Espoir Academy, Milltown

Classification: Rural Community/Southern Region**
Offers Distance Education: Yes

Grades: K-12

Number of Grades: 13

[School FTE PTR : 12.0](#)

[District FTE PTR : 12.5](#)

[Provincial FTE PTR : 13.5](#)

[FTE Teachers](#) *** : 25.3

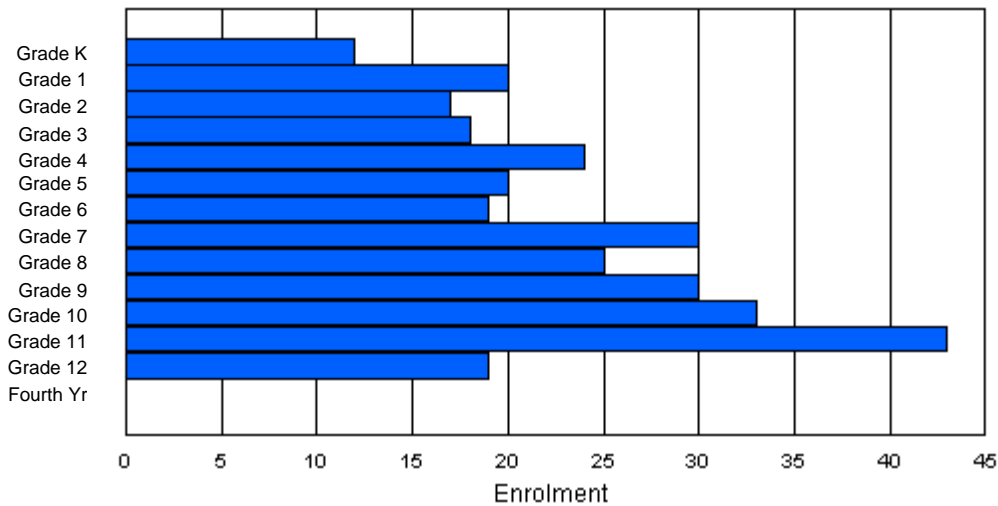
Enrolment By Age and Gender

Gender	Age																	Total
	5	6	7	8	9	10	11	12	13	14	15	16	17	18	19	20>		
Male	5	11	11	10	13	8	12	15	9	17	15	18	9	3	0	0	156	
Female	7	9	6	8	11	12	7	15	14	13	17	22	12	1	0	0	154	
Total	12	20	17	18	24	20	19	30	23	30	32	40	21	4	0	0	310	

Enrolment By Grade and Gender

Gender	Grade														Total
	K	1	2	3	4	5	6	7	8	9	10	11	12	4th	
Male	5	11	11	10	13	9	11	15	11	17	15	20	8	0	156
Female	7	9	6	8	11	11	8	15	14	13	18	23	11	0	154
Total	12	20	17	18	24	20	19	30	25	30	33	43	19	0	310

Enrolment By Grade
For Bay d'Espoir Academy



* Data from the 2003-2004 AGR(Enrolment/Age as of the last day in Sept./Dec.)

** Newfoundland Statistics Classification System

*** May include itinerant teachers



**School Description Report
2003-04**

District 5 - Baie Verte/Central/Connaigre

#160 - Bayview Primary, Nipper's Harbour

Classification: Rural Community/Central Region**
Offers Distance Education: No

Grades: K-2

Number of Grades: 3

[School FTE PTR : 5.0](#)

[District FTE PTR : 12.5](#)

[Provincial FTE PTR : 13.5](#)

[FTE Teachers](#) *** : 1.0

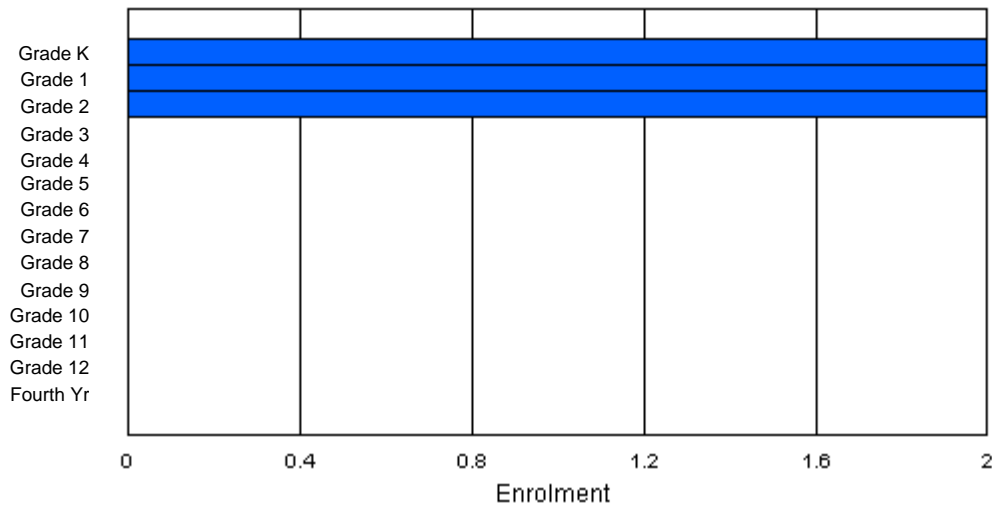
Enrolment By Age and Gender

Gender	Age																	Total
	5	6	7	8	9	10	11	12	13	14	15	16	17	18	19	20>		
Male	2	1	2	0	0	0	0	0	0	0	0	0	0	0	0	0	5	
Female	0	1	0	0	0	0	0	0	0	0	0	0	0	0	0	0	1	
Total	2	2	2	0	0	0	0	0	0	0	0	0	0	0	0	0	6	

Enrolment By Grade and Gender

Gender	K	Grade													Total	
		1	2	3	4	5	6	7	8	9	10	11	12	4th		
Male	2	1	2	0	0	0	0	0	0	0	0	0	0	0	0	5
Female	0	1	0	0	0	0	0	0	0	0	0	0	0	0	0	1
Total	2	2	2	0	0	0	0	0	0	0	0	0	0	0	0	6

Enrolment By Grade
For Bayview Primary



* Data from the 2003-2004 AGR(Enrolment/Age as of the last day in Sept./Dec.)

** Newfoundland Statistics Classification System

*** May include itinerant teachers



**School Description Report
2003-04**

District 5 - Baie Verte/Central/Connaigre

#130 - Bishop's Falls Academy, Bishop's Falls

Classification: Rural Community/Central Region**
Offers Distance Education: No

Grades: 6-7

Number of Grades: 2

[School FTE PTR : 12.7](#)

[District FTE PTR : 12.5](#)

[Provincial FTE PTR : 13.5](#)

[FTE Teachers](#) *** : 7.5

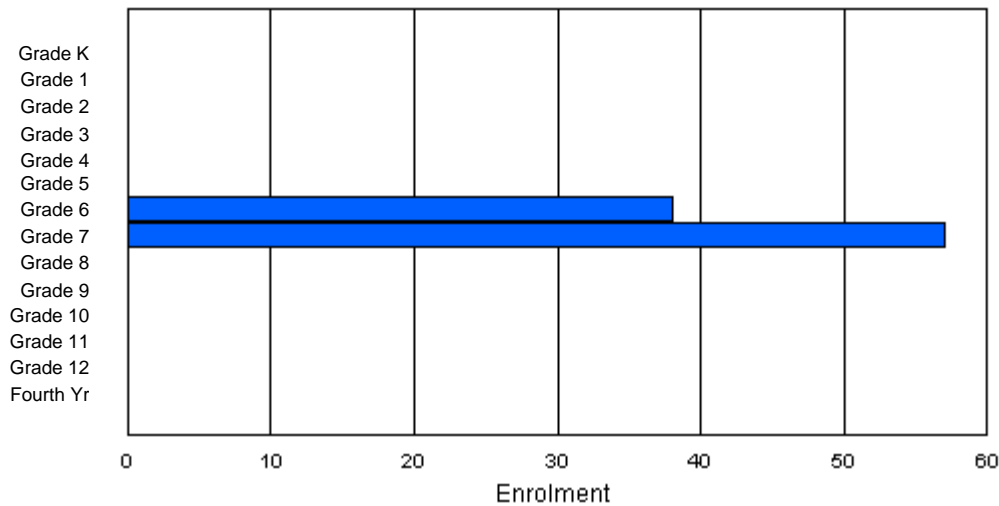
Enrolment By Age and Gender

Gender	Age																Total
	5	6	7	8	9	10	11	12	13	14	15	16	17	18	19	20>	
Male	0	0	0	0	0	0	22	37	1	0	0	0	0	0	0	0	60
Female	0	0	0	0	0	0	15	20	0	0	0	0	0	0	0	0	35
Total	0	0	0	0	0	0	37	57	1	0	0	0	0	0	0	0	95

Enrolment By Grade and Gender

Gender	Grade														Total
	K	1	2	3	4	5	6	7	8	9	10	11	12	4th	
Male	0	0	0	0	0	0	22	38	0	0	0	0	0	0	60
Female	0	0	0	0	0	0	16	19	0	0	0	0	0	0	35
Total	0	0	0	0	0	0	38	57	0	0	0	0	0	0	95

Enrolment By Grade
For Bishop's Falls Academy



* Data from the 2003-2004 AGR(Enrolment/Age as of the last day in Sept./Dec.)

** Newfoundland Statistics Classification System

*** May include itinerant teachers



**School Description Report
2003-04**

District 5 - Baie Verte/Central/Connaigre

#132 - Botwood Collegiate, Botwood

Classification: Urban Community/Central Region**
Offers Distance Education: No

Grades: 9-12

Number of Grades: 4

[School FTE PTR : 14.8](#)

[District FTE PTR : 12.5](#)

[Provincial FTE PTR : 13.5](#)

[FTE Teachers](#) *** : 18.0

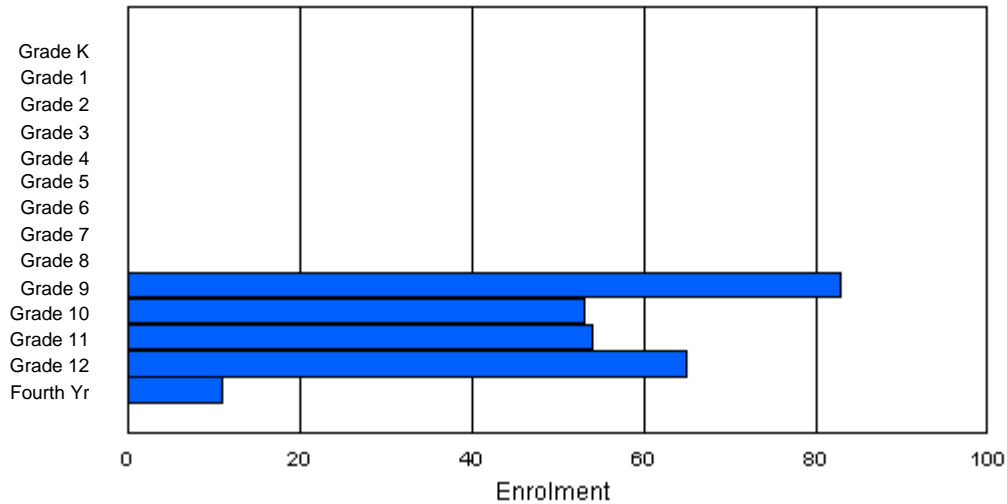
Enrolment By Age and Gender

Gender	Age																	Total
	5	6	7	8	9	10	11	12	13	14	15	16	17	18	19	20>		
Male	0	0	0	0	0	0	0	0	0	36	28	27	27	17	1	0	136	
Female	0	0	0	0	0	0	0	0	0	41	29	25	28	6	1	0	130	
Total	0	0	0	0	0	0	0	0	0	77	57	52	55	23	2	0	266	

Enrolment By Grade and Gender

Gender	Grade															Total
	K	1	2	3	4	5	6	7	8	9	10	11	12	4th		
Male	0	0	0	0	0	0	0	0	0	40	26	27	36	7	136	
Female	0	0	0	0	0	0	0	0	0	43	27	27	29	4	130	
Total	0	0	0	0	0	0	0	0	0	83	53	54	65	11	266	

Enrolment By Grade
For Botwood Collegiate



* Data from the 2003-2004 AGR(Enrolment/Age as of the last day in Sept./Dec.)

** Newfoundland Statistics Classification System

*** May include itinerant teachers



**School Description Report
2003-04**

District 5 - Baie Verte/Central/Connaigre

#172 - Brian Peckford Elementary, Triton

Classification: Rural Community/Central Region**
Offers Distance Education: No

Grades: K-6

Number of Grades: 7

[School FTE PTR : 8.6](#)

[District FTE PTR : 12.5](#)

[Provincial FTE PTR : 13.5](#)

[FTE Teachers](#) *** : 9.0

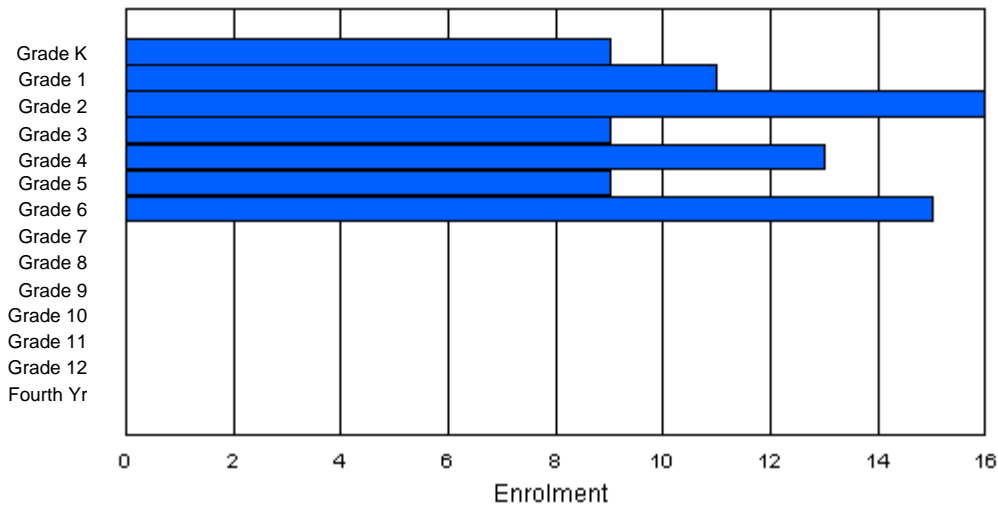
Enrolment By Age and Gender

Gender	Age																Total
	5	6	7	8	9	10	11	12	13	14	15	16	17	18	19	20>	
Male	1	5	8	3	8	2	12	0	0	0	0	0	0	0	0	0	39
Female	7	7	8	6	5	6	4	0	0	0	0	0	0	0	0	0	43
Total	8	12	16	9	13	8	16	0	0	0	0	0	0	0	0	0	82

Enrolment By Grade and Gender

Gender	Grade														Total
	K	1	2	3	4	5	6	7	8	9	10	11	12	4th	
Male	1	5	8	3	8	3	11	0	0	0	0	0	0	0	39
Female	8	6	8	6	5	6	4	0	0	0	0	0	0	0	43
Total	9	11	16	9	13	9	15	0	0	0	0	0	0	0	82

Enrolment By Grade
For Brian Peckford Elementary



* Data from the 2003-2004 AGR(Enrolment/Age as of the last day in Sept./Dec.)

** Newfoundland Statistics Classification System

*** May include itinerant teachers



**School Description Report
2003-04**

District 5 - Baie Verte/Central/Connaigre

#153 - Cape John Collegiate, La Scie

Classification: Rural Community/Central Region**
Offers Distance Education: Yes

Grades: 7-12

Number of Grades: 6

[School FTE PTR : 12.5](#)

[District FTE PTR : 12.5](#)

[Provincial FTE PTR : 13.5](#)

[FTE Teachers](#) *** : 15.0

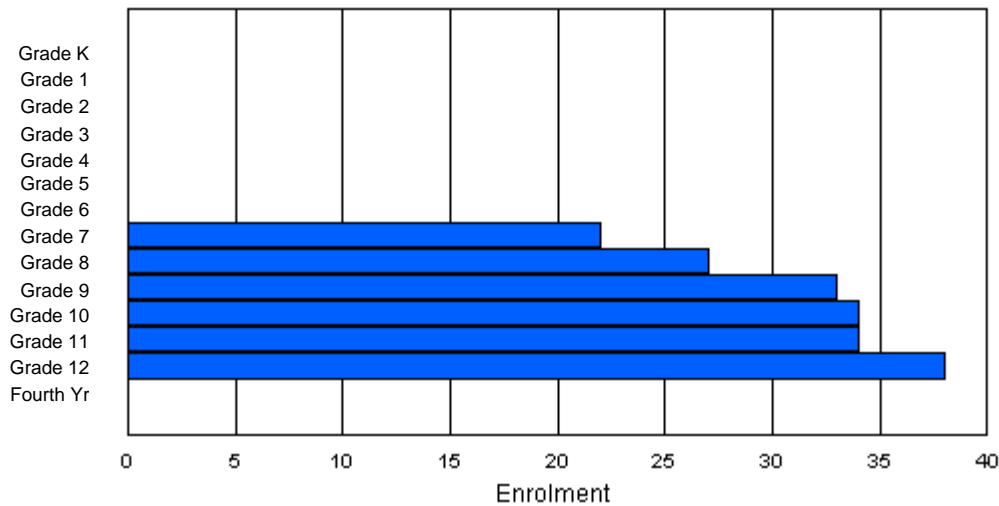
Enrolment By Age and Gender

Gender	Age																Total
	5	6	7	8	9	10	11	12	13	14	15	16	17	18	19	20>	
Male	0	0	0	0	0	0	0	12	13	17	18	15	18	0	2	0	95
Female	0	0	0	0	0	0	0	12	12	18	13	19	17	2	0	0	93
Total	0	0	0	0	0	0	0	24	25	35	31	34	35	2	2	0	188

Enrolment By Grade and Gender

Gender	Grade														Total
	K	1	2	3	4	5	6	7	8	9	10	11	12	4th	
Male	0	0	0	0	0	0	0	12	15	16	19	15	18	0	95
Female	0	0	0	0	0	0	0	10	12	17	15	19	20	0	93
Total	0	0	0	0	0	0	0	22	27	33	34	34	38	0	188

Enrolment By Grade
For Cape John Collegiate



* Data from the 2003-2004 AGR(Enrolment/Age as of the last day in Sept./Dec.)

** Newfoundland Statistics Classification System

*** May include itinerant teachers



**School Description Report
2003-04**

District 5 - Baie Verte/Central/Connaigre

#405 - Cottrell's Cove Academy, Cottrell's Cove

Classification: Rural Community/Central Region**
Offers Distance Education: Yes

Grades: K-8,10-11

Number of Grades: 11

[School FTE PTR : 7.9](#)

[District FTE PTR : 12.5](#)

[Provincial FTE PTR : 13.5](#)

[FTE Teachers](#) *** : 6.0

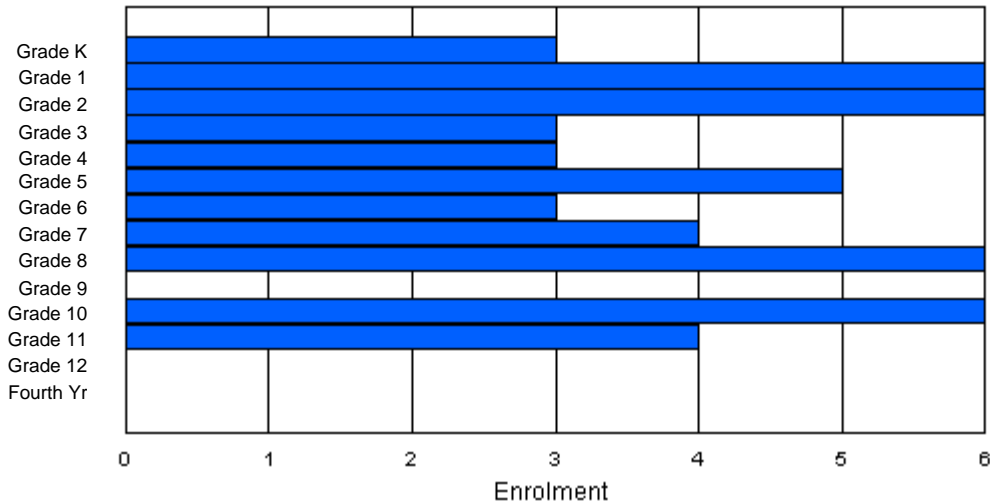
Enrolment By Age and Gender

Gender	Age																	Total
	5	6	7	8	9	10	11	12	13	14	15	16	17	18	19	20>		
Male	1	2	1	2	2	3	1	4	4	0	5	1	0	0	0	0	26	
Female	2	4	5	1	1	2	2	0	2	0	1	3	0	0	0	0	23	
Total	3	6	6	3	3	5	3	4	6	0	6	4	0	0	0	0	49	

Enrolment By Grade and Gender

Gender	Grade															Total
	K	1	2	3	4	5	6	7	8	9	10	11	12	4th		
Male	1	2	1	2	2	3	1	4	4	0	5	1	0	0	26	
Female	2	4	5	1	1	2	2	0	2	0	1	3	0	0	23	
Total	3	6	6	3	3	5	3	4	6	0	6	4	0	0	49	

Enrolment By Grade
For Cottrell's Cove Academy



* Data from the 2003-2004 AGR(Enrolment/Age as of the last day in Sept./Dec.)

** Newfoundland Statistics Classification System

*** May include itinerant teachers



**School Description Report
2003-04**

District 5 - Baie Verte/Central/Connaigre

#408 - Deckwood Elementary, Woodstock

Classification: Rural Community/Central Region**
Offers Distance Education: No

Grades: K-6

Number of Grades: 7

[School FTE PTR : 9.8](#)

[District FTE PTR : 12.5](#)

[Provincial FTE PTR : 13.5](#)

[FTE Teachers](#) *** : 4.0

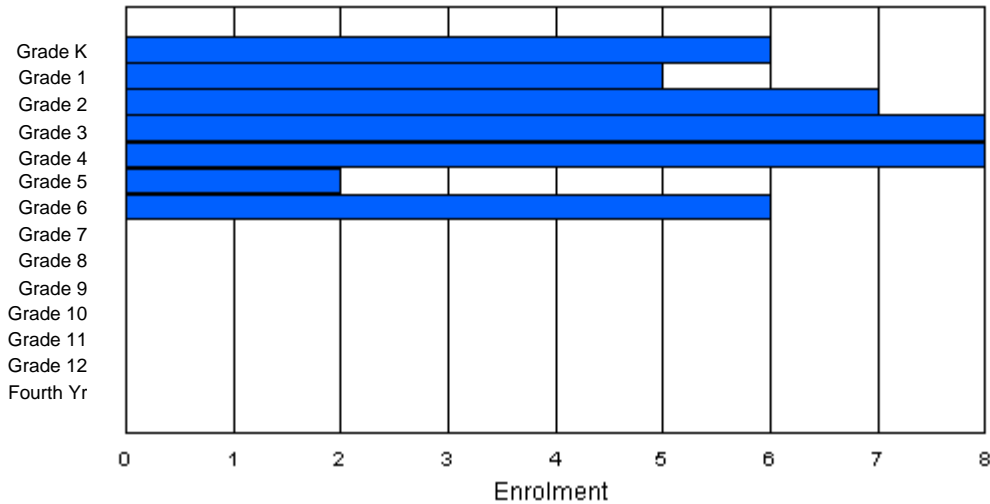
Enrolment By Age and Gender

Gender	Age																Total
	5	6	7	8	9	10	11	12	13	14	15	16	17	18	19	20>	
Male	4	4	4	3	3	1	2	0	0	0	0	0	0	0	0	0	21
Female	2	1	3	5	5	1	4	0	0	0	0	0	0	0	0	0	21
Total	6	5	7	8	8	2	6	0	0	0	0	0	0	0	0	0	42

Enrolment By Grade and Gender

Gender	Grade														Total
	K	1	2	3	4	5	6	7	8	9	10	11	12	4th	
Male	4	4	4	3	3	1	2	0	0	0	0	0	0	0	21
Female	2	1	3	5	5	1	4	0	0	0	0	0	0	0	21
Total	6	5	7	8	8	2	6	0	0	0	0	0	0	0	42

Enrolment By Grade
For Deckwood Elementary



* Data from the 2003-2004 AGR(Enrolment/Age as of the last day in Sept./Dec.)

** Newfoundland Statistics Classification System

*** May include itinerant teachers



**School Description Report
2003-04**

District 5 - Baie Verte/Central/Connaigre

#162 - Dorset Collegiate, Pilley's Island

Classification: Rural Community/Central Region**
Offers Distance Education: Yes

Grades: 9-12

Number of Grades: 4

[School FTE PTR : 13.1](#)

[District FTE PTR : 12.5](#)

[Provincial FTE PTR : 13.5](#)

[FTE Teachers](#) *** : 12.0

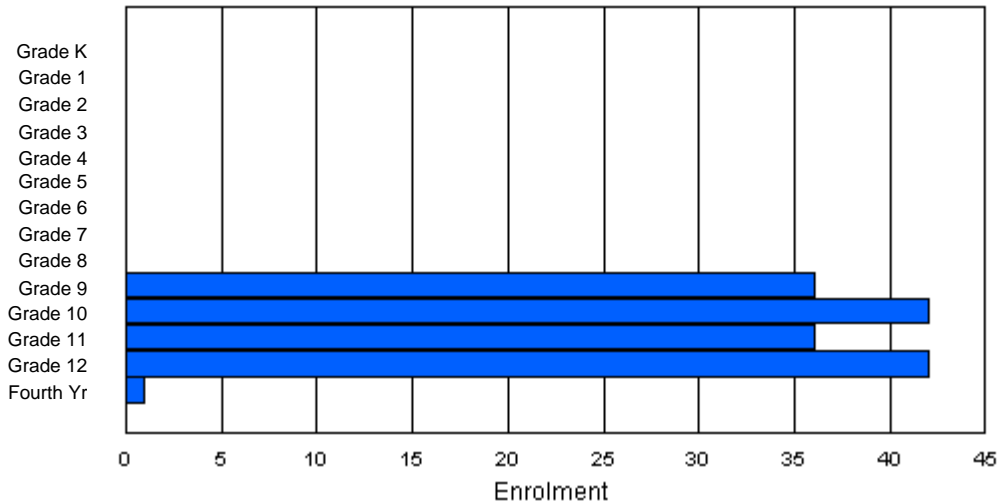
Enrolment By Age and Gender

Gender	Age																	Total
	5	6	7	8	9	10	11	12	13	14	15	16	17	18	19	20>		
Male	0	0	0	0	0	0	0	0	0	21	18	11	20	5	2	0	77	
Female	0	0	0	0	0	0	0	0	1	12	18	22	26	0	0	1	80	
Total	0	0	0	0	0	0	0	0	1	33	36	33	46	5	2	1	157	

Enrolment By Grade and Gender

Gender	Grade															Total
	K	1	2	3	4	5	6	7	8	9	10	11	12	4th		
Male	0	0	0	0	0	0	0	0	0	23	18	16	20	0	77	
Female	0	0	0	0	0	0	0	0	0	13	24	20	22	1	80	
Total	0	0	0	0	0	0	0	0	0	36	42	36	42	1	157	

Enrolment By Grade
For Dorset Collegiate



* Data from the 2003-2004 AGR(Enrolment/Age as of the last day in Sept./Dec.)

** Newfoundland Statistics Classification System

*** May include itinerant teachers



**School Description Report
2003-04**

District 5 - Baie Verte/Central/Connaigre

#145 - Exploits Valley High - Greenwood, Grand Falls-Windsor

Classification: Urban Community/Central Region**
Offers Distance Education: No

Grades: 9-10

Number of Grades: 2

[School FTE PTR : 17.1](#)

[District FTE PTR : 12.5](#)

[Provincial FTE PTR : 13.5](#)

[FTE Teachers](#) *** : 22.5

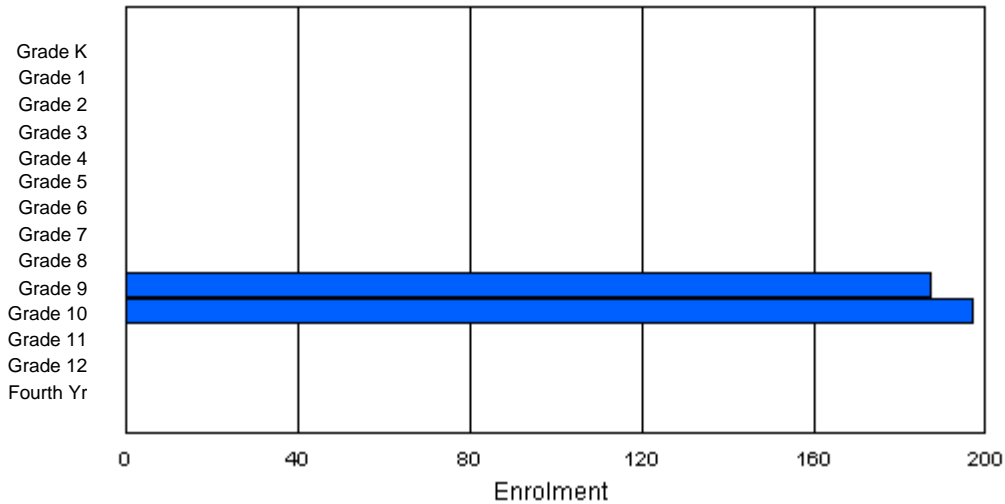
Enrolment By Age and Gender

Gender	Age																	Total
	5	6	7	8	9	10	11	12	13	14	15	16	17	18	19	20>		
Male	0	0	0	0	0	0	0	0	0	89	80	13	1	0	0	0	183	
Female	0	0	0	0	0	0	0	0	1	91	99	7	2	0	1	0	201	
Total	0	0	0	0	0	0	0	0	1	180	179	20	3	0	1	0	384	

Enrolment By Grade and Gender

Gender	Grade															Total
	K	1	2	3	4	5	6	7	8	9	10	11	12	4th		
Male	0	0	0	0	0	0	0	0	0	91	92	0	0	0	183	
Female	0	0	0	0	0	0	0	0	0	96	105	0	0	0	201	
Total	0	0	0	0	0	0	0	0	0	187	197	0	0	0	384	

Enrolment By Grade
For Exploits Valley High - Greenwood



* Data from the 2003-2004 AGR(Enrolment/Age as of the last day in Sept./Dec.)

** Newfoundland Statistics Classification System

*** May include itinerant teachers



**School Description Report
2003-04**

District 5 - Baie Verte/Central/Connaigre

#141 - Exploits Valley High - Maple, Grand Falls-Windsor

Classification: Urban Community/Central Region**
Offers Distance Education: No

Grades: 11-12

Number of Grades: 2

[School FTE PTR : 17.7](#)

[District FTE PTR : 12.5](#)

[Provincial FTE PTR : 13.5](#)

[FTE Teachers](#) *** : 26.0

Enrolment By Age and Gender

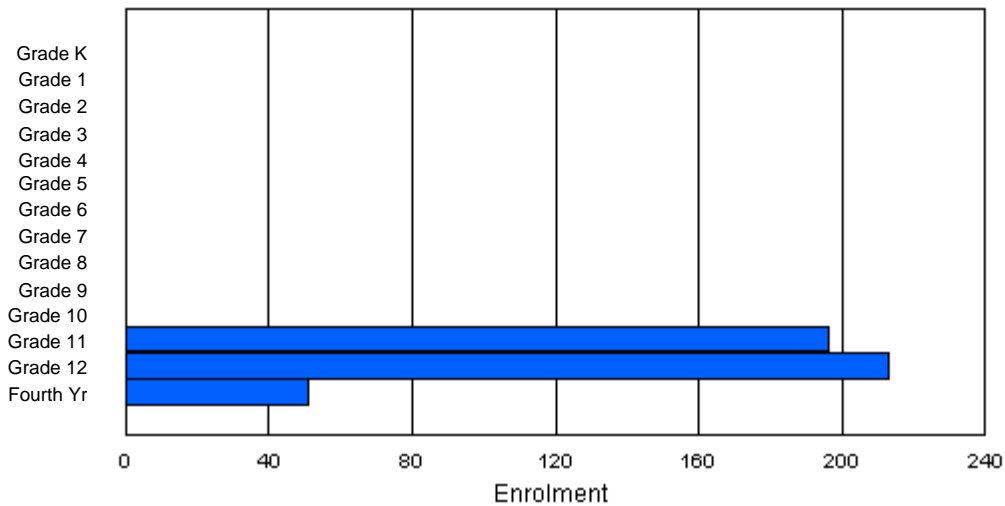
Gender	Age																	Total
	5	6	7	8	9	10	11	12	13	14	15	16	17	18	19	20>		
Male	0	0	0	0	0	0	0	0	0	0	2	85	93	35	13	2	230	
Female	0	0	0	0	0	0	0	0	0	0	0	100	96	26	8	0	230	
Total	0	0	0	0	0	0	0	0	0	0	2	185	189	61	21	2	460	

Enrolment By Grade and Gender

Gender	Grade															Total
	K	1	2	3	4	5	6	7	8	9	10	11	12	4th		
Male	0	0	0	0	0	0	0	0	0	0	0	90	111	29	230	
Female	0	0	0	0	0	0	0	0	0	0	0	106	102	22	230	
Total	0	0	0	0	0	0	0	0	0	0	0	196	213	51	460	

Enrolment By Grade

For Exploits Valley High - Maple



* Data from the 2003-2004 AGR(Enrolment/Age as of the last day in Sept./Dec.)

** Newfoundland Statistics Classification System

*** May include itinerant teachers



**School Description Report
2003-04**

District 5 - Baie Verte/Central/Connaigre

#406 - Fitzgerald Academy, English Harbour West

Classification: Rural Community/Southern Region**
Offers Distance Education: Yes

Grades: K-12

Number of Grades: 13

[School FTE PTR : 11.8](#)

[District FTE PTR : 12.5](#)

[Provincial FTE PTR : 13.5](#)

[FTE Teachers](#) *** : 20.8

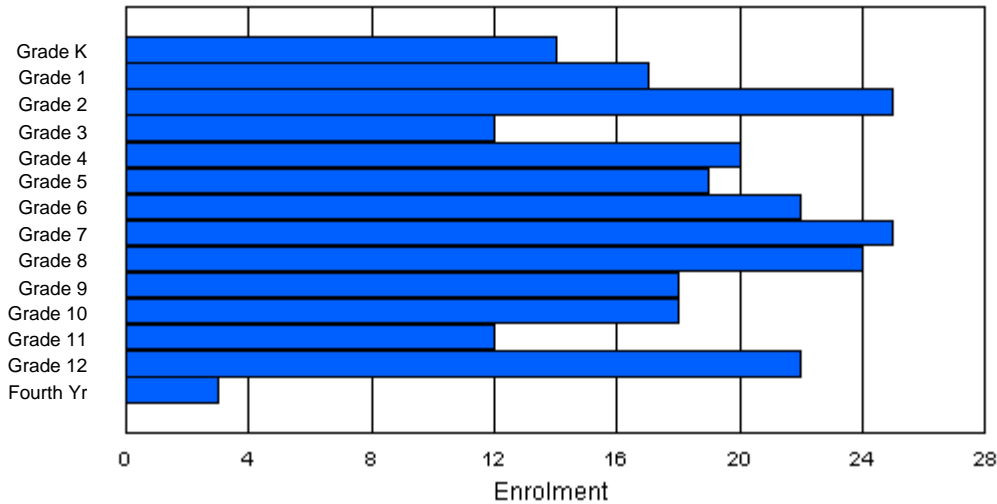
Enrolment By Age and Gender

Gender	Age																	Total
	5	6	7	8	9	10	11	12	13	14	15	16	17	18	19	20>		
Male	7	6	14	7	13	9	12	13	10	10	11	5	9	3	1	2	132	
Female	6	9	12	6	8	7	13	9	12	4	11	9	9	3	1	0	119	
Total	13	15	26	13	21	16	25	22	22	14	22	14	18	6	2	2	251	

Enrolment By Grade and Gender

Gender	Grade														Total
	K	1	2	3	4	5	6	7	8	9	10	11	12	4th	
Male	8	8	13	6	12	12	9	15	12	11	7	5	11	3	132
Female	6	9	12	6	8	7	13	10	12	7	11	7	11	0	119
Total	14	17	25	12	20	19	22	25	24	18	18	12	22	3	251

Enrolment By Grade
For Fitzgerald Academy



* Data from the 2003-2004 AGR(Enrolment/Age as of the last day in Sept./Dec.)

** Newfoundland Statistics Classification System

*** May include itinerant teachers



**School Description Report
2003-04**

District 5 - Baie Verte/Central/Connaigre

#167 - Green Bay South Academy, Robert's Arm

Classification: Rural Community/Central Region**
Offers Distance Education: No

Grades: K-8

Number of Grades: 9

[School FTE PTR : 12.0](#)

[District FTE PTR : 12.5](#)

[Provincial FTE PTR : 13.5](#)

[FTE Teachers](#) *** : 15.5

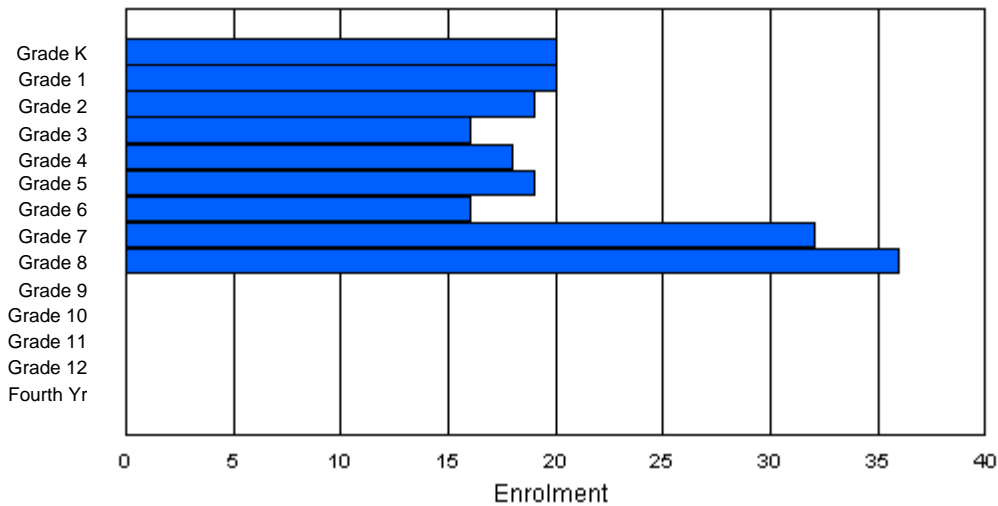
Enrolment By Age and Gender

Gender	Age																Total
	5	6	7	8	9	10	11	12	13	14	15	16	17	18	19	20>	
Male	11	10	11	6	9	11	7	14	24	3	0	0	0	0	0	0	106
Female	9	10	8	10	6	11	9	16	11	0	0	0	0	0	0	0	90
Total	20	20	19	16	15	22	16	30	35	3	0	0	0	0	0	0	196

Enrolment By Grade and Gender

Gender	Grade														Total
	K	1	2	3	4	5	6	7	8	9	10	11	12	4th	
Male	11	10	11	6	12	8	7	16	25	0	0	0	0	0	106
Female	9	10	8	10	6	11	9	16	11	0	0	0	0	0	90
Total	20	20	19	16	18	19	16	32	36	0	0	0	0	0	196

Enrolment By Grade
For Green Bay South Academy



* Data from the 2003-2004 AGR(Enrolment/Age as of the last day in Sept./Dec.)

** Newfoundland Statistics Classification System

*** May include itinerant teachers



**School Description Report
2003-04**

District 5 - Baie Verte/Central/Connaigre

#139 - Grenfell Intermediate School, Grand Falls-Windsor

Classification: Urban Community/Central Region**
Offers Distance Education: No

Grades: 7-8

Number of Grades: 2

[School FTE PTR : 17.4](#)

[District FTE PTR : 12.5](#)

[Provincial FTE PTR : 13.5](#)

[FTE Teachers](#) *** : 22.0

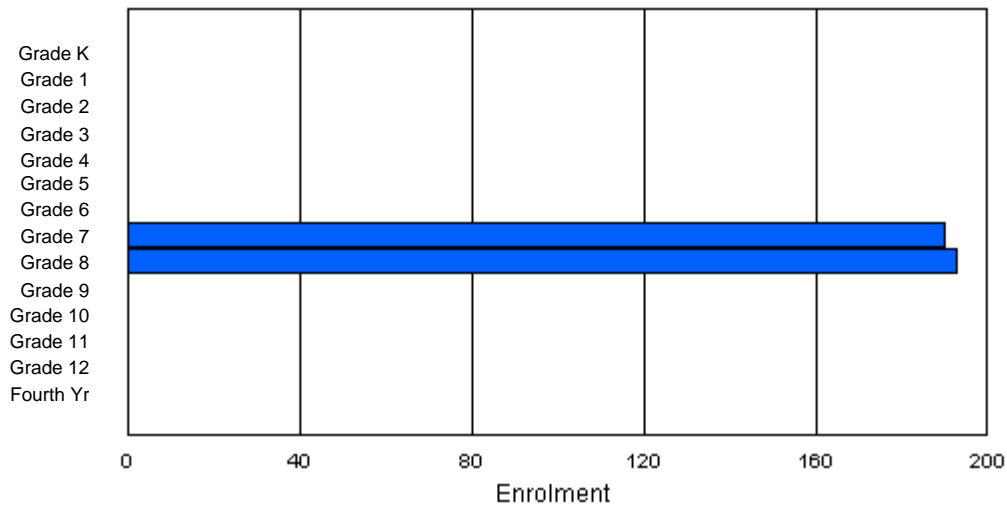
Enrolment By Age and Gender

Gender	Age																Total
	5	6	7	8	9	10	11	12	13	14	15	16	17	18	19	20>	
Male	0	0	0	0	0	0	0	94	89	4	0	0	0	0	0	0	187
Female	0	0	0	0	0	0	0	93	97	6	0	0	0	0	0	0	196
Total	0	0	0	0	0	0	0	187	186	10	0	0	0	0	0	0	383

Enrolment By Grade and Gender

Gender	Grade														Total
	K	1	2	3	4	5	6	7	8	9	10	11	12	4th	
Male	0	0	0	0	0	0	0	96	91	0	0	0	0	0	187
Female	0	0	0	0	0	0	0	94	102	0	0	0	0	0	196
Total	0	0	0	0	0	0	0	190	193	0	0	0	0	0	383

Enrolment By Grade
For Grenfell Intermediate School



* Data from the 2003-2004 AGR(Enrolment/Age as of the last day in Sept./Dec.)

** Newfoundland Statistics Classification System

*** May include itinerant teachers



**School Description Report
2003-04**

District 5 - Baie Verte/Central/Connaigre

#156 - H.L. Strong Academy, Little Bay Islands

Classification: Rural Community/Central Region**
Offers Distance Education: Yes

Grades: K-2,5-8,11,12 Number of Grades: 9

[School FTE PTR : 4.5](#)
[District FTE PTR : 12.5](#)
[Provincial FTE PTR : 13.5](#)

[FTE Teachers](#) *** : 3.0

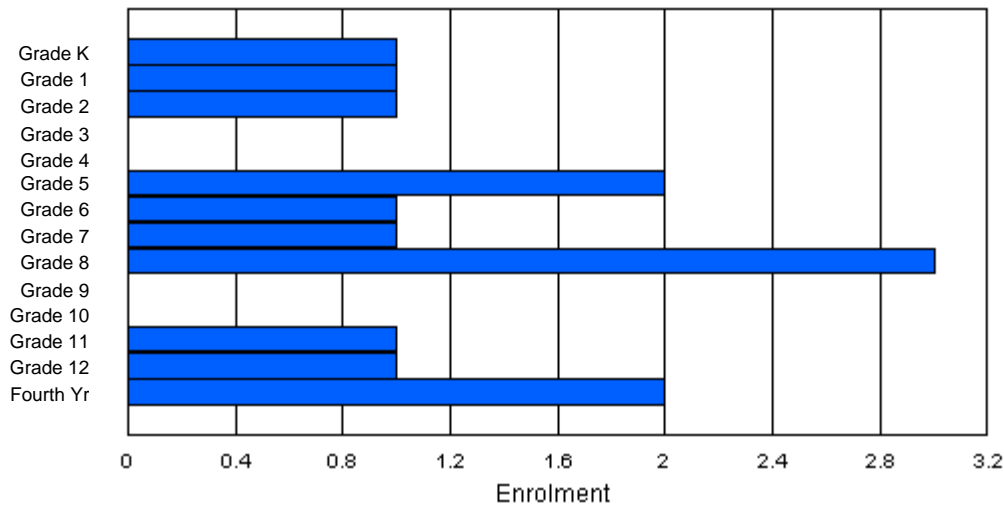
Enrolment By Age and Gender

Gender	Age																	Total
	5	6	7	8	9	10	11	12	13	14	15	16	17	18	19	20>		
Male	1	0	0	0	0	0	1	0	1	0	0	1	0	0	0	2	6	
Female	0	1	1	0	0	2	0	1	2	0	0	0	1	0	0	0	8	
Total	1	1	1	0	0	2	1	1	3	0	0	1	1	0	0	2	14	

Enrolment By Grade and Gender

Gender	Grade															Total
	K	1	2	3	4	5	6	7	8	9	10	11	12	4th		
Male	1	0	0	0	0	0	1	0	1	0	0	1	0	2	6	
Female	0	1	1	0	0	2	0	1	2	0	0	0	1	0	8	
Total	1	1	1	0	0	2	1	1	3	0	0	1	1	2	14	

Enrolment By Grade
For H.L. Strong Academy



* Data from the 2003-2004 AGR(Enrolment/Age as of the last day in Sept./Dec.)

** Newfoundland Statistics Classification System

*** May include itinerant teachers



**School Description Report
2003-04**

District 5 - Baie Verte/Central/Connaigre

#400 - Helen Tulk Elementary, Bishop's Falls

Classification: Rural Community/Central Region**
Offers Distance Education: No

Grades: K-5

Number of Grades: 6

[School FTE PTR : 12.7](#)

[District FTE PTR : 12.5](#)

[Provincial FTE PTR : 13.5](#)

[FTE Teachers](#) *** : 16.0

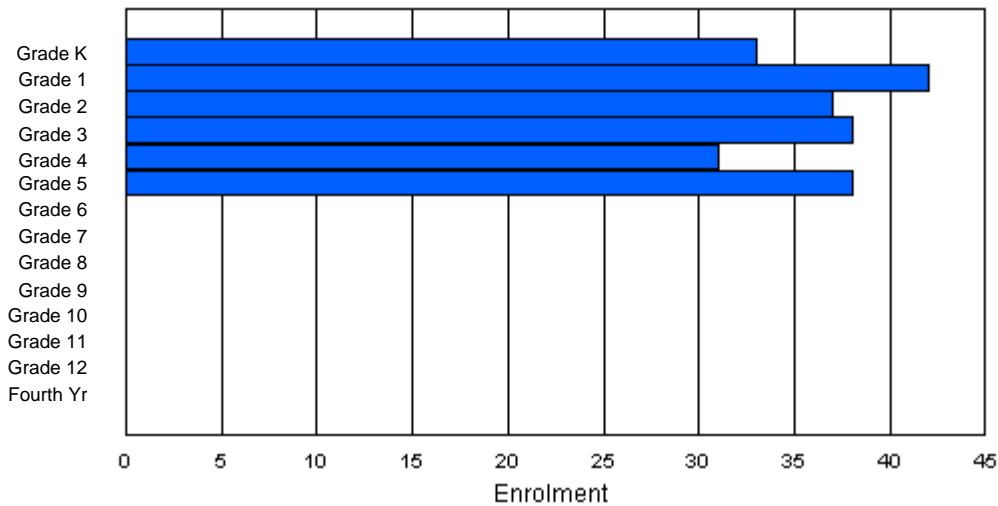
Enrolment By Age and Gender

Gender	Age																Total
	5	6	7	8	9	10	11	12	13	14	15	16	17	18	19	20>	
Male	19	20	22	19	18	11	2	1	0	0	0	0	0	0	0	0	112
Female	14	22	15	19	12	23	2	0	0	0	0	0	0	0	0	0	107
Total	33	42	37	38	30	34	4	1	0	0	0	0	0	0	0	0	219

Enrolment By Grade and Gender

Gender	Grade														Total
	K	1	2	3	4	5	6	7	8	9	10	11	12	4th	
Male	19	20	22	19	19	13	0	0	0	0	0	0	0	0	112
Female	14	22	15	19	12	25	0	0	0	0	0	0	0	0	107
Total	33	42	37	38	31	38	0	0	0	0	0	0	0	0	219

Enrolment By Grade
For Helen Tulk Elementary



* Data from the 2003-2004 AGR(Enrolment/Age as of the last day in Sept./Dec.)

** Newfoundland Statistics Classification System

*** May include itinerant teachers



**School Description Report
2003-04**

District 5 - Baie Verte/Central/Connaigre

#154 - Hillside Elementary, La Scie

Classification: Rural Community/Central Region**
Offers Distance Education: No

Grades: K-6

Number of Grades: 7

[School FTE PTR : 14.3](#)

[District FTE PTR : 12.5](#)

[Provincial FTE PTR : 13.5](#)

[FTE Teachers](#) *** : 10.0

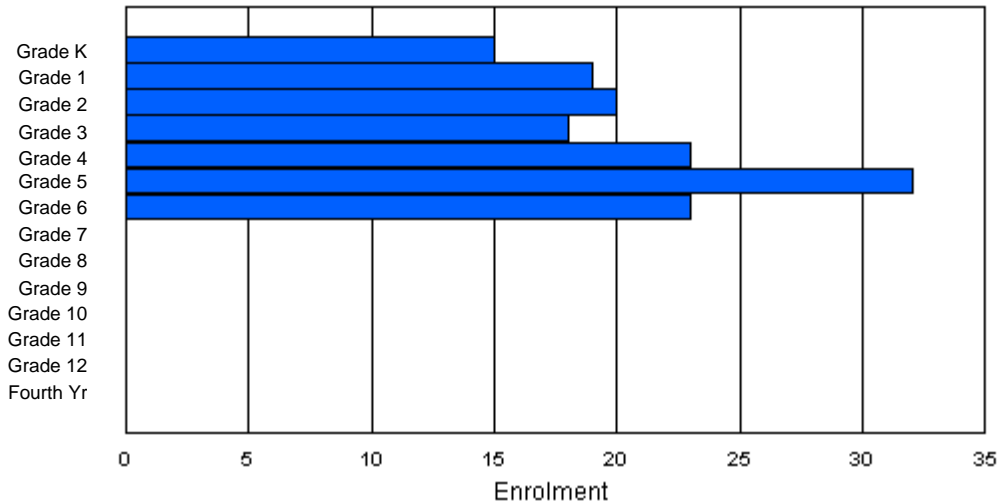
Enrolment By Age and Gender

Gender	Age																	Total
	5	6	7	8	9	10	11	12	13	14	15	16	17	18	19	20>		
Male	7	12	9	8	9	18	16	0	0	0	0	0	0	0	0	0	79	
Female	8	7	13	8	14	13	8	0	0	0	0	0	0	0	0	0	71	
Total	15	19	22	16	23	31	24	0	0	0	0	0	0	0	0	0	150	

Enrolment By Grade and Gender

Gender	Grade															Total
	K	1	2	3	4	5	6	7	8	9	10	11	12	4th		
Male	7	12	9	8	9	19	15	0	0	0	0	0	0	0	79	
Female	8	7	11	10	14	13	8	0	0	0	0	0	0	0	71	
Total	15	19	20	18	23	32	23	0	0	0	0	0	0	0	150	

Enrolment By Grade
For Hillside Elementary



* Data from the 2003-2004 AGR(Enrolment/Age as of the last day in Sept./Dec.)

** Newfoundland Statistics Classification System

*** May include itinerant teachers



**School Description Report
2003-04**

District 5 - Baie Verte/Central/Connaigre

#171 - Indian River High School, Springdale

Classification: Rural Community/Central Region**
Offers Distance Education: No

Grades: 9-12

Number of Grades: 4

[School FTE PTR : 14.8](#)

[District FTE PTR : 12.5](#)

[Provincial FTE PTR : 13.5](#)

[FTE Teachers](#) *** : 17.0

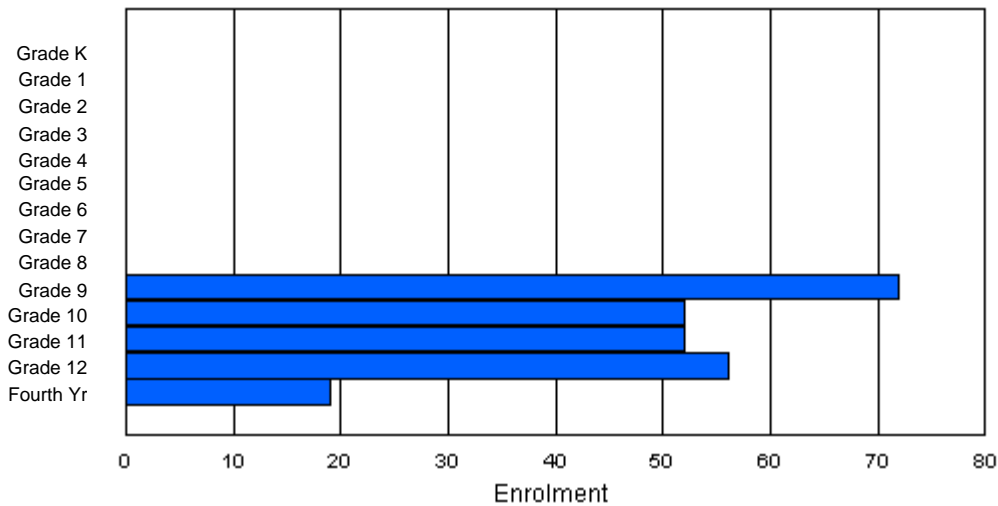
Enrolment By Age and Gender

Gender	Age																	Total
	5	6	7	8	9	10	11	12	13	14	15	16	17	18	19	20>		
Male	0	0	0	0	0	0	0	0	0	31	31	24	31	7	5	0	129	
Female	0	0	0	0	0	0	0	0	1	31	24	30	24	11	1	0	122	
Total	0	0	0	0	0	0	0	0	1	62	55	54	55	18	6	0	251	

Enrolment By Grade and Gender

Gender	Grade															Total
	K	1	2	3	4	5	6	7	8	9	10	11	12	4th		
Male	0	0	0	0	0	0	0	0	0	38	28	22	30	11	129	
Female	0	0	0	0	0	0	0	0	0	34	24	30	26	8	122	
Total	0	0	0	0	0	0	0	0	0	72	52	52	56	19	251	

Enrolment By Grade
For Indian River High School



* Data from the 2003-2004 AGR(Enrolment/Age as of the last day in Sept./Dec.)

** Newfoundland Statistics Classification System

*** May include itinerant teachers



**School Description Report
2003-04**

District 5 - Baie Verte/Central/Connaigre

#409 - Indian River Middle School, Springdale

Classification: Rural Community/Central Region**
Offers Distance Education: No

Grades: 4-8

Number of Grades: 5

[School FTE PTR : 12.9](#)

[District FTE PTR : 12.5](#)

[Provincial FTE PTR : 13.5](#)

[FTE Teachers](#) *** : 17.0

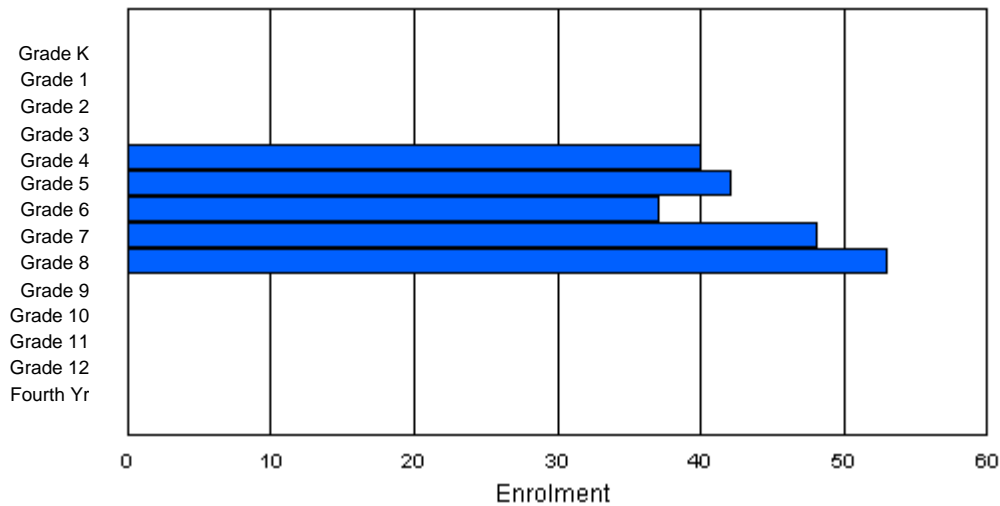
Enrolment By Age and Gender

Gender	Age																Total
	5	6	7	8	9	10	11	12	13	14	15	16	17	18	19	20>	
Male	0	0	0	0	16	14	16	24	19	3	2	0	0	0	0	0	94
Female	0	0	0	0	25	27	22	19	30	3	0	0	0	0	0	0	126
Total	0	0	0	0	41	41	38	43	49	6	2	0	0	0	0	0	220

Enrolment By Grade and Gender

Gender	Grade														Total
	K	1	2	3	4	5	6	7	8	9	10	11	12	4th	
Male	0	0	0	0	17	13	16	27	21	0	0	0	0	0	94
Female	0	0	0	0	23	29	21	21	32	0	0	0	0	0	126
Total	0	0	0	0	40	42	37	48	53	0	0	0	0	0	220

Enrolment By Grade
For Indian River Middle School



* Data from the 2003-2004 AGR(Enrolment/Age as of the last day in Sept./Dec.)

** Newfoundland Statistics Classification System

*** May include itinerant teachers



**School Description Report
2003-04**

District 5 - Baie Verte/Central/Connaigre

#411 - Indian River Primary, Springdale

Classification: Rural Community/Central Region**
Offers Distance Education: No

Grades: K-3

Number of Grades: 4

[School FTE PTR : 11.4](#)

[District FTE PTR : 12.5](#)

[Provincial FTE PTR : 13.5](#)

[FTE Teachers](#) *** : 11.0

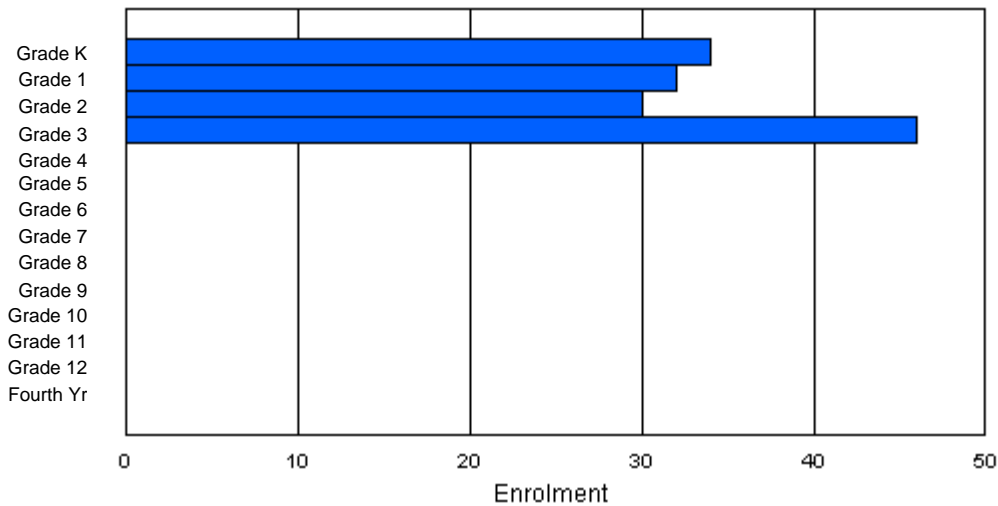
Enrolment By Age and Gender

Gender	Age																Total
	5	6	7	8	9	10	11	12	13	14	15	16	17	18	19	20>	
Male	18	15	17	21	2	0	0	0	0	0	0	0	0	0	0	0	73
Female	15	17	14	21	2	0	0	0	0	0	0	0	0	0	0	0	69
Total	33	32	31	42	4	0	0	0	0	0	0	0	0	0	0	0	142

Enrolment By Grade and Gender

Gender	Grade														Total
	K	1	2	3	4	5	6	7	8	9	10	11	12	4th	
Male	18	16	16	23	0	0	0	0	0	0	0	0	0	0	73
Female	16	16	14	23	0	0	0	0	0	0	0	0	0	0	69
Total	34	32	30	46	0	0	0	0	0	0	0	0	0	0	142

Enrolment By Grade
For Indian River Primary



* Data from the 2003-2004 AGR(Enrolment/Age as of the last day in Sept./Dec.)

** Newfoundland Statistics Classification System

*** May include itinerant teachers



**School Description Report
2003-04**

District 5 - Baie Verte/Central/Connaigre

#151 - John Watkins Academy, Hermitage

Classification: Rural Community/Southern Region**
Offers Distance Education: Yes

Grades: K-12

Number of Grades: 13

[School FTE PTR : 9.6](#)

[District FTE PTR : 12.5](#)

[Provincial FTE PTR : 13.5](#)

[FTE Teachers](#) *** : 12.5

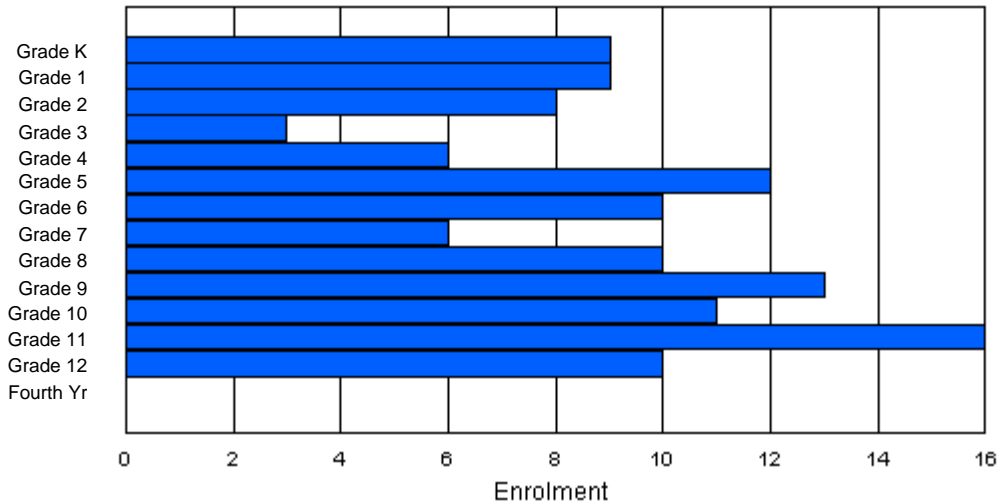
Enrolment By Age and Gender

Gender	Age																	Total
	5	6	7	8	9	10	11	12	13	14	15	16	17	18	19	20>		
Male	4	4	4	1	3	6	6	5	4	8	2	9	6	1	3	0	66	
Female	5	5	4	2	3	6	4	1	5	6	6	6	3	1	0	0	57	
Total	9	9	8	3	6	12	10	6	9	14	8	15	9	2	3	0	123	

Enrolment By Grade and Gender

Gender	Grade															Total
	K	1	2	3	4	5	6	7	8	9	10	11	12	4th		
Male	4	4	4	1	3	6	6	5	5	7	5	10	6	0	66	
Female	5	5	4	2	3	6	4	1	5	6	6	6	4	0	57	
Total	9	9	8	3	6	12	10	6	10	13	11	16	10	0	123	

Enrolment By Grade
For John Watkins Academy



* Data from the 2003-2004 AGR(Enrolment/Age as of the last day in Sept./Dec.)

** Newfoundland Statistics Classification System

*** May include itinerant teachers



**School Description Report
2003-04**

District 5 - Baie Verte/Central/Connaigre

#149 - King Academy, Harbour Breton

Classification: Rural Community/Southern Region**
Offers Distance Education: Yes

Grades: 7-12

Number of Grades: 6

[School FTE PTR : 12.4](#)

[District FTE PTR : 12.5](#)

[Provincial FTE PTR : 13.5](#)

[FTE Teachers](#) *** : 13.8

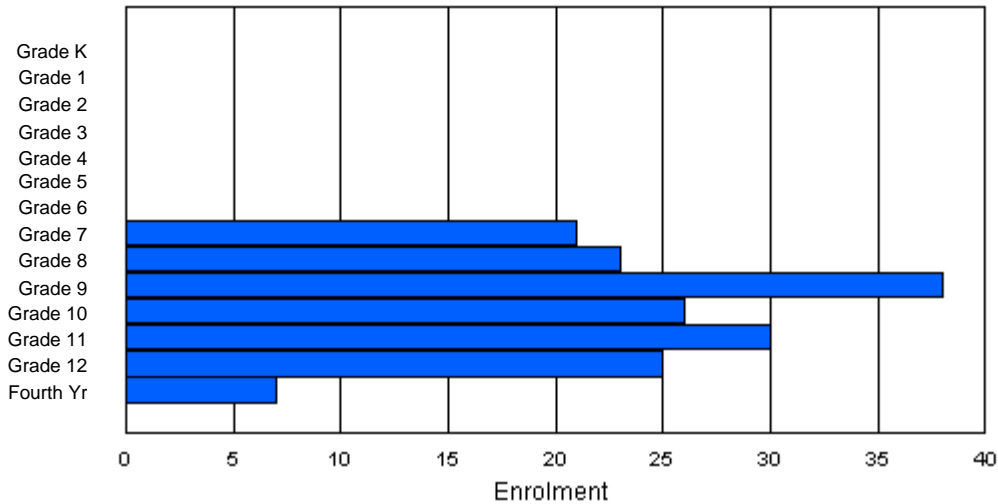
Enrolment By Age and Gender

Gender	Age																Total
	5	6	7	8	9	10	11	12	13	14	15	16	17	18	19	20>	
Male	0	0	0	0	0	0	0	12	11	17	13	15	11	6	1	0	86
Female	0	0	0	0	0	0	0	9	12	20	13	13	15	2	0	0	84
Total	0	0	0	0	0	0	0	21	23	37	26	28	26	8	1	0	170

Enrolment By Grade and Gender

Gender	Grade														Total
	K	1	2	3	4	5	6	7	8	9	10	11	12	4th	
Male	0	0	0	0	0	0	0	12	11	18	13	16	11	5	86
Female	0	0	0	0	0	0	0	9	12	20	13	14	14	2	84
Total	0	0	0	0	0	0	0	21	23	38	26	30	25	7	170

Enrolment By Grade
For King Academy



* Data from the 2003-2004 AGR(Enrolment/Age as of the last day in Sept./Dec.)

** Newfoundland Statistics Classification System

*** May include itinerant teachers



**School Description Report
2003-04**

District 5 - Baie Verte/Central/Connaigre

#135 - L. P. Purchase Academy, Botwood

Classification: Urban Community/Central Region**
Offers Distance Education: No

Grades: 7-8

Number of Grades: 2

[School FTE PTR : 14.0](#)

[District FTE PTR : 12.5](#)

[Provincial FTE PTR : 13.5](#)

[FTE Teachers](#) *** : 8.0

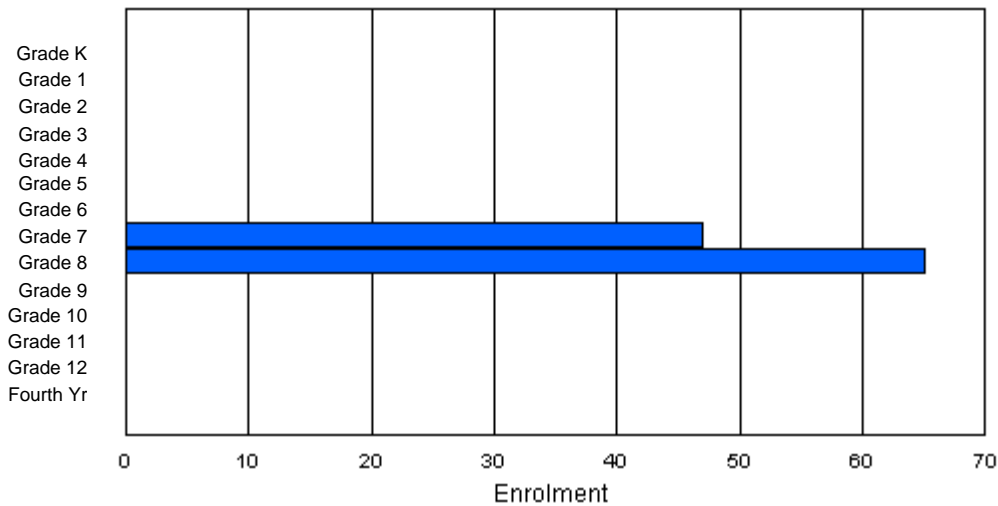
Enrolment By Age and Gender

Gender	Age																Total
	5	6	7	8	9	10	11	12	13	14	15	16	17	18	19	20>	
Male	0	0	0	0	0	0	0	22	37	3	0	0	0	0	0	0	62
Female	0	0	0	0	0	0	1	21	26	2	0	0	0	0	0	0	50
Total	0	0	0	0	0	0	1	43	63	5	0	0	0	0	0	0	112

Enrolment By Grade and Gender

Gender	Grade														Total
	K	1	2	3	4	5	6	7	8	9	10	11	12	4th	
Male	0	0	0	0	0	0	0	25	37	0	0	0	0	0	62
Female	0	0	0	0	0	0	0	22	28	0	0	0	0	0	50
Total	0	0	0	0	0	0	0	47	65	0	0	0	0	0	112

Enrolment By Grade
For L. P. Purchase Academy



* Data from the 2003-2004 AGR(Enrolment/Age as of the last day in Sept./Dec.)

** Newfoundland Statistics Classification System

*** May include itinerant teachers



**School Description Report
2003-04**

District 5 - Baie Verte/Central/Connaigre

#403 - Lakeside Academy, Buchans

Classification: Rural Community/Central Region**
Offers Distance Education: Yes

Grades: K-12

Number of Grades: 13

[School FTE PTR : 8.3](#)

[District FTE PTR : 12.5](#)

[Provincial FTE PTR : 13.5](#)

[FTE Teachers](#) *** : 12.5

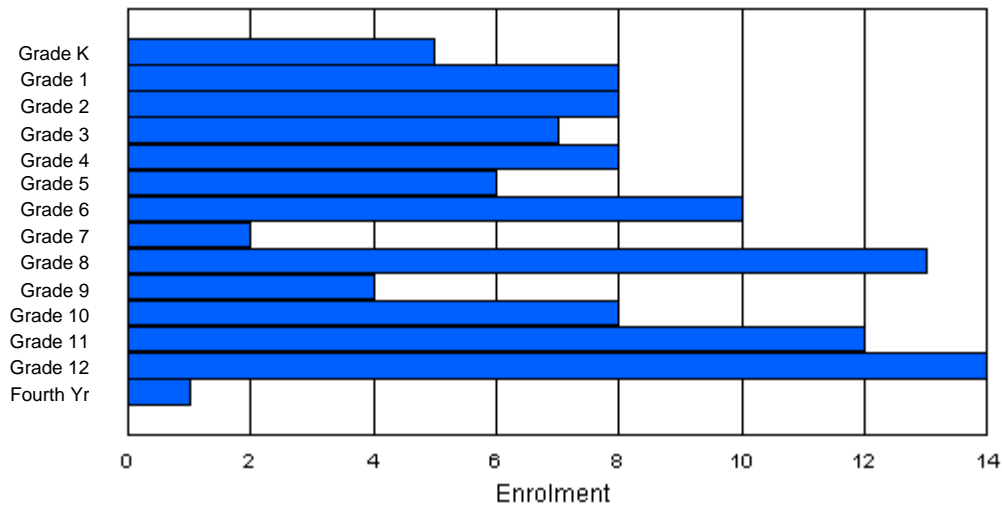
Enrolment By Age and Gender

Gender	Age																	Total
	5	6	7	8	9	10	11	12	13	14	15	16	17	18	19	20>		
Male	4	3	3	6	4	2	5	1	5	2	5	6	6	1	0	0	53	
Female	1	5	4	2	4	4	5	1	8	2	3	6	7	1	0	0	53	
Total	5	8	7	8	8	6	10	2	13	4	8	12	13	2	0	0	106	

Enrolment By Grade and Gender

Gender	Grade															Total
	K	1	2	3	4	5	6	7	8	9	10	11	12	4th		
Male	4	3	3	6	4	2	5	1	5	2	5	6	7	0	53	
Female	1	5	5	1	4	4	5	1	8	2	3	6	7	1	53	
Total	5	8	8	7	8	6	10	2	13	4	8	12	14	1	106	

Enrolment By Grade
For Lakeside Academy



* Data from the 2003-2004 AGR(Enrolment/Age as of the last day in Sept./Dec.)

** Newfoundland Statistics Classification System

*** May include itinerant teachers



**School Description Report
2003-04**

District 5 - Baie Verte/Central/Connaigre

#155 - Leading Tickles Elementary, Leading Tickles

Classification: Rural Community/Central Region**
Offers Distance Education: No

Grades: K-6

Number of Grades: 7

[School FTE PTR : 8.3](#)
[District FTE PTR : 12.5](#)
[Provincial FTE PTR : 13.5](#)

[FTE Teachers](#) *** : 4.0

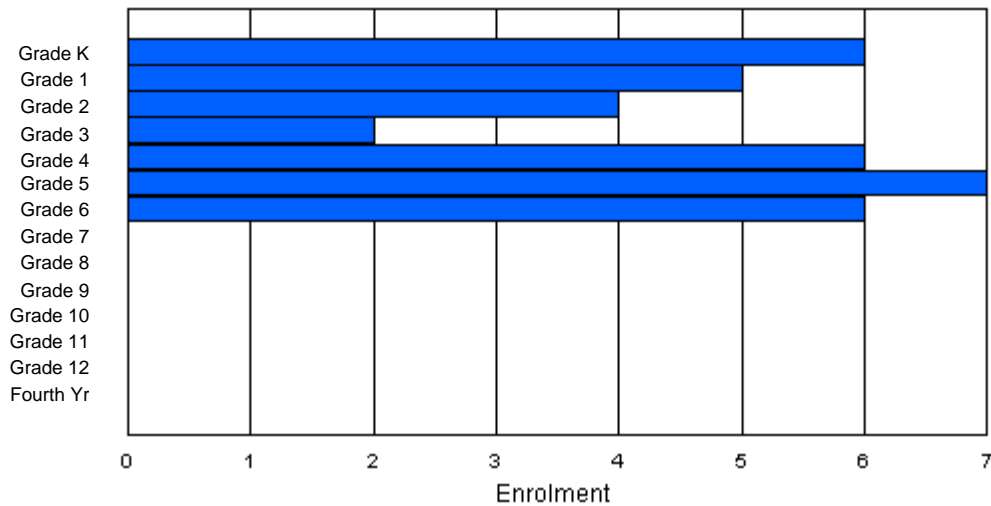
Enrolment By Age and Gender

Gender	Age																Total
	5	6	7	8	9	10	11	12	13	14	15	16	17	18	19	20>	
Male	3	1	3	2	4	4	3	0	0	0	0	0	0	0	0	0	20
Female	3	4	1	0	2	3	3	0	0	0	0	0	0	0	0	0	16
Total	6	5	4	2	6	7	6	0	0	0	0	0	0	0	0	0	36

Enrolment By Grade and Gender

Gender	K	Grade												4th	Total	
		1	2	3	4	5	6	7	8	9	10	11	12			
Male	3	1	3	2	4	4	3	0	0	0	0	0	0	0	0	20
Female	3	4	1	0	2	3	3	0	0	0	0	0	0	0	0	16
Total	6	5	4	2	6	7	6	0	0	0	0	0	0	0	0	36

Enrolment By Grade
For Leading Tickles Elementary



* Data from the 2003-2004 AGR(Enrolment/Age as of the last day in Sept./Dec.)

** Newfoundland Statistics Classification System

*** May include itinerant teachers



**School Description Report
2003-04**

District 5 - Baie Verte/Central/Connaigre

#402 - Leo Burke Academy, Bishop's Falls

Classification: Rural Community/Central Region**
Offers Distance Education: No

Grades: 8-12

Number of Grades: 5

[School FTE PTR : 14.4](#)

[District FTE PTR : 12.5](#)

[Provincial FTE PTR : 13.5](#)

[FTE Teachers](#) *** : 19.0

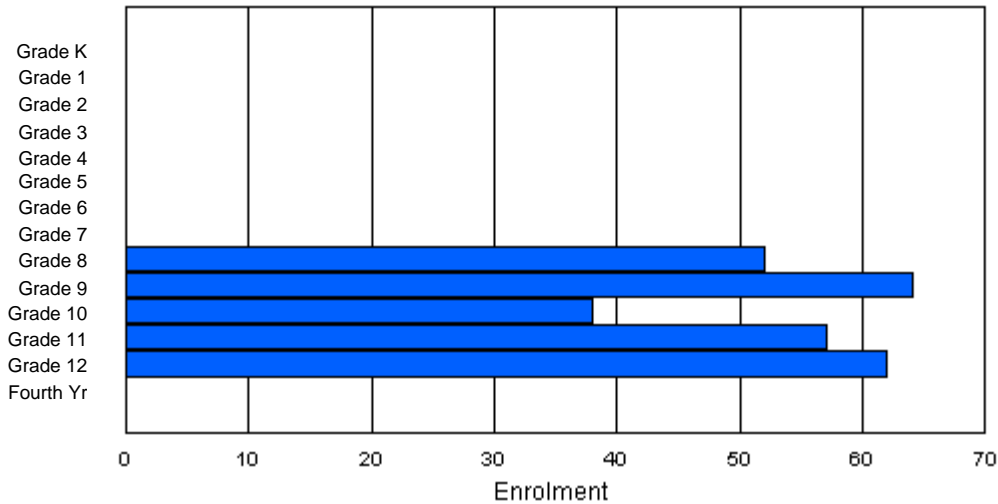
Enrolment By Age and Gender

Gender	Age																	Total
	5	6	7	8	9	10	11	12	13	14	15	16	17	18	19	20>		
Male	0	0	0	0	0	0	0	0	23	35	22	18	38	5	0	0	141	
Female	0	0	0	0	0	0	0	0	29	27	19	29	27	1	0	0	132	
Total	0	0	0	0	0	0	0	0	52	62	41	47	65	6	0	0	273	

Enrolment By Grade and Gender

Gender	Grade															Total
	K	1	2	3	4	5	6	7	8	9	10	11	12	4th		
Male	0	0	0	0	0	0	0	0	23	36	21	21	40	0	141	
Female	0	0	0	0	0	0	0	0	29	28	17	36	22	0	132	
Total	0	0	0	0	0	0	0	0	52	64	38	57	62	0	273	

Enrolment By Grade
For Leo Burke Academy



* Data from the 2003-2004 AGR(Enrolment/Age as of the last day in Sept./Dec.)

** Newfoundland Statistics Classification System

*** May include itinerant teachers



**School Description Report
2003-04**

District 5 - Baie Verte/Central/Connaigre

#128 - Long Island Academy, Beaumont

Classification: Rural Community/Central Region**
Offers Distance Education: Yes

Grades: 1-12

Number of Grades: 12

[School FTE PTR : 7.5](#)
[District FTE PTR : 12.5](#)
[Provincial FTE PTR : 13.5](#)

[FTE Teachers](#) *** : 6.5

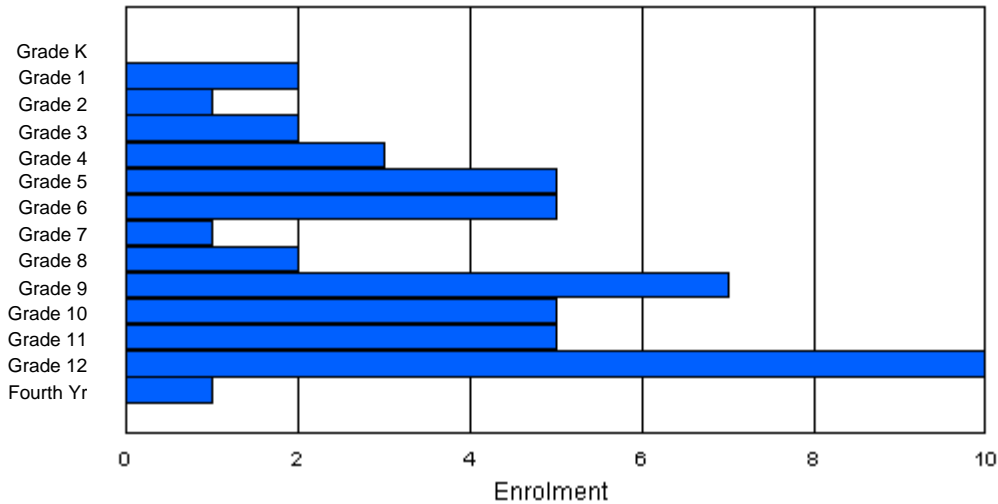
Enrolment By Age and Gender

Gender	Age																	Total
	5	6	7	8	9	10	11	12	13	14	15	16	17	18	19	20>		
Male	0	2	1	1	2	2	2	2	0	7	3	3	2	1	0	0	28	
Female	0	0	0	1	0	4	2	0	0	4	4	2	4	0	0	0	21	
Total	0	2	1	2	2	6	4	2	0	11	7	5	6	1	0	0	49	

Enrolment By Grade and Gender

Gender	Grade															Total
	K	1	2	3	4	5	6	7	8	9	10	11	12	4th		
Male	0	2	1	1	2	2	3	1	2	4	2	3	4	1	28	
Female	0	0	0	1	1	3	2	0	0	3	3	2	6	0	21	
Total	0	2	1	2	3	5	5	1	2	7	5	5	10	1	49	

Enrolment By Grade
For Long Island Academy



* Data from the 2003-2004 AGR(Enrolment/Age as of the last day in Sept./Dec.)

** Newfoundland Statistics Classification System

*** May include itinerant teachers



**School Description Report
2003-04**

District 5 - Baie Verte/Central/Connaigre

#404 - M.W. Jeans Academy, Burlington

Classification: Rural Community/Central Region**
Offers Distance Education: No

Grades: K-6

Number of Grades: 7

[School FTE PTR : 10.3](#)

[District FTE PTR : 12.5](#)

[Provincial FTE PTR : 13.5](#)

[FTE Teachers](#) *** : 5.0

Enrolment By Age and Gender

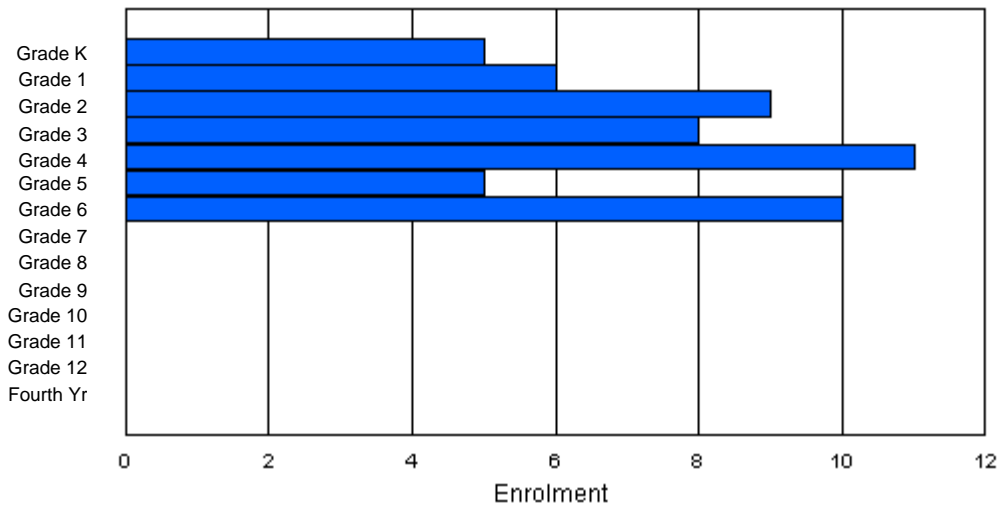
Gender	Age																Total
	5	6	7	8	9	10	11	12	13	14	15	16	17	18	19	20>	
Male	2	2	5	3	5	3	8	0	0	0	0	0	0	0	0	0	28
Female	3	4	4	5	5	2	3	0	0	0	0	0	0	0	0	0	26
Total	5	6	9	8	10	5	11	0	0	0	0	0	0	0	0	0	54

Enrolment By Grade and Gender

Gender	Grade														Total
	K	1	2	3	4	5	6	7	8	9	10	11	12	4th	
Male	2	2	5	3	6	3	7	0	0	0	0	0	0	0	28
Female	3	4	4	5	5	2	3	0	0	0	0	0	0	0	26
Total	5	6	9	8	11	5	10	0	0	0	0	0	0	0	54

Enrolment By Grade

For M.W. Jeans Academy



* Data from the 2003-2004 AGR(Enrolment/Age as of the last day in Sept./Dec.)

** Newfoundland Statistics Classification System

*** May include itinerant teachers



**School Description Report
2003-04**

District 5 - Baie Verte/Central/Connaigre

#133 - Memorial Academy, Botwood

Classification: Urban Community/Central Region**
Offers Distance Education: No

Grades: K-6

Number of Grades: 7

[School FTE PTR : 14.0](#)

[District FTE PTR : 12.5](#)

[Provincial FTE PTR : 13.5](#)

[FTE Teachers](#) *** : 26.0

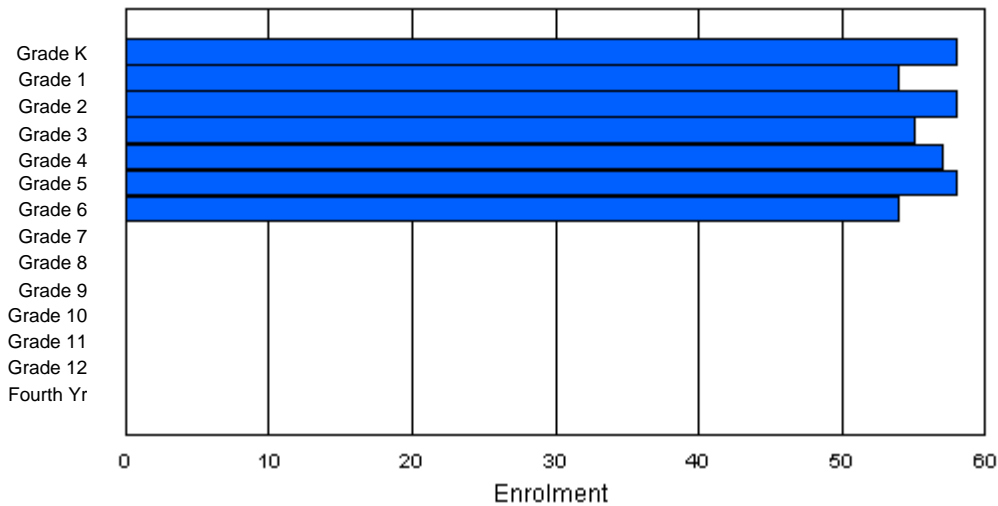
Enrolment By Age and Gender

Gender	Age																Total
	5	6	7	8	9	10	11	12	13	14	15	16	17	18	19	20>	
Male	29	30	28	31	29	32	31	1	0	0	0	0	0	0	0	0	211
Female	29	24	28	23	30	25	23	1	0	0	0	0	0	0	0	0	183
Total	58	54	56	54	59	57	54	2	0	0	0	0	0	0	0	0	394

Enrolment By Grade and Gender

Gender	Grade														Total
	K	1	2	3	4	5	6	7	8	9	10	11	12	4th	
Male	29	30	29	32	27	33	31	0	0	0	0	0	0	0	211
Female	29	24	29	23	30	25	23	0	0	0	0	0	0	0	183
Total	58	54	58	55	57	58	54	0	0	0	0	0	0	0	394

Enrolment By Grade
For Memorial Academy



* Data from the 2003-2004 AGR(Enrolment/Age as of the last day in Sept./Dec.)

** Newfoundland Statistics Classification System

*** May include itinerant teachers



**School Description Report
2003-04**

District 5 - Baie Verte/Central/Connaigre

#143 - Millcrest Academy, Grand Falls-Windsor

Classification: Urban Community/Central Region**
Offers Distance Education: No

Grades: 4-6

Number of Grades: 3

[School FTE PTR : 14.7](#)

[District FTE PTR : 12.5](#)

[Provincial FTE PTR : 13.5](#)

[FTE Teachers](#) *** : 20.0

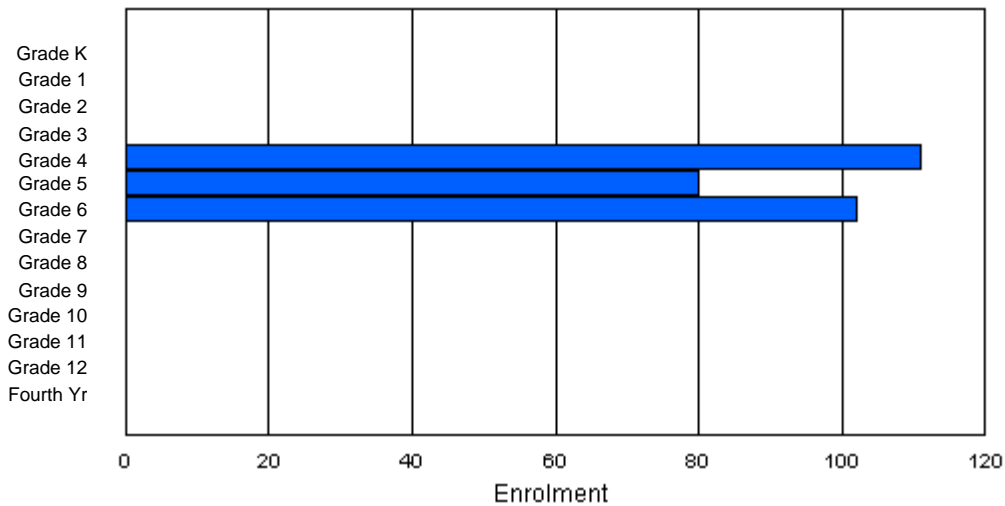
Enrolment By Age and Gender

Gender	Age																	Total
	5	6	7	8	9	10	11	12	13	14	15	16	17	18	19	20>		
Male	0	0	0	0	59	41	47	0	0	0	0	0	0	0	0	0	147	
Female	0	0	0	0	52	39	55	0	0	0	0	0	0	0	0	0	146	
Total	0	0	0	0	111	80	102	0	0	0	0	0	0	0	0	0	293	

Enrolment By Grade and Gender

Gender	Grade															Total
	K	1	2	3	4	5	6	7	8	9	10	11	12	4th		
Male	0	0	0	0	59	41	47	0	0	0	0	0	0	0	147	
Female	0	0	0	0	52	39	55	0	0	0	0	0	0	0	146	
Total	0	0	0	0	111	80	102	0	0	0	0	0	0	0	293	

Enrolment By Grade
For Millcrest Academy



* Data from the 2003-2004 AGR(Enrolment/Age as of the last day in Sept./Dec.)

** Newfoundland Statistics Classification System

*** May include itinerant teachers



**School Description Report
2003-04**

District 5 - Baie Verte/Central/Connaigre

#158 - MSB Regional Academy, Middle Arm

Classification: Rural Community/Central Region**
Offers Distance Education: Yes

Grades: K-12

Number of Grades: 13

[School FTE PTR : 12.5](#)

[District FTE PTR : 12.5](#)

[Provincial FTE PTR : 13.5](#)

[FTE Teachers](#) *** : 15.0

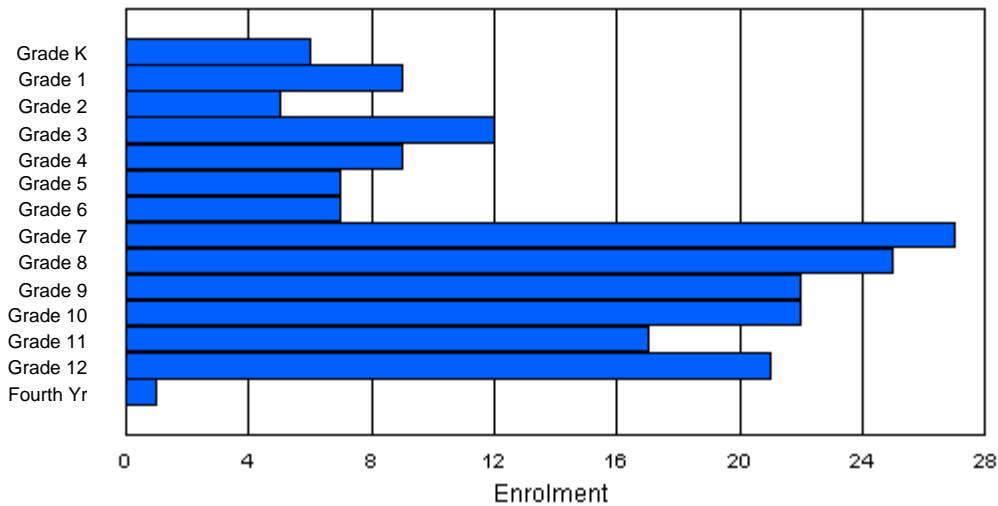
Enrolment By Age and Gender

Gender	Age																	Total
	5	6	7	8	9	10	11	12	13	14	15	16	17	18	19	20>		
Male	3	6	1	5	5	3	3	12	9	14	9	7	10	5	0	0	92	
Female	3	3	4	7	4	4	3	14	14	8	12	13	7	2	0	0	98	
Total	6	9	5	12	9	7	6	26	23	22	21	20	17	7	0	0	190	

Enrolment By Grade and Gender

Gender	Grade															Total
	K	1	2	3	4	5	6	7	8	9	10	11	12	4th		
Male	3	6	1	5	5	3	4	12	12	13	9	6	13	0	92	
Female	3	3	4	7	4	4	3	15	13	9	13	11	8	1	98	
Total	6	9	5	12	9	7	7	27	25	22	22	17	21	1	190	

Enrolment By Grade
For MSB Regional Academy



* Data from the 2003-2004 AGR(Enrolment/Age as of the last day in Sept./Dec.)

** Newfoundland Statistics Classification System

*** May include itinerant teachers



**School Description Report
2003-04**

District 5 - Baie Verte/Central/Connaigre

#163 - Point Leamington Academy, Point Leamington

Classification: Rural Community/Central Region**
Offers Distance Education: Yes

Grades: K-12

Number of Grades: 13

[School FTE PTR : 10.2](#)

[District FTE PTR : 12.5](#)

[Provincial FTE PTR : 13.5](#)

[FTE Teachers](#) *** : 15.0

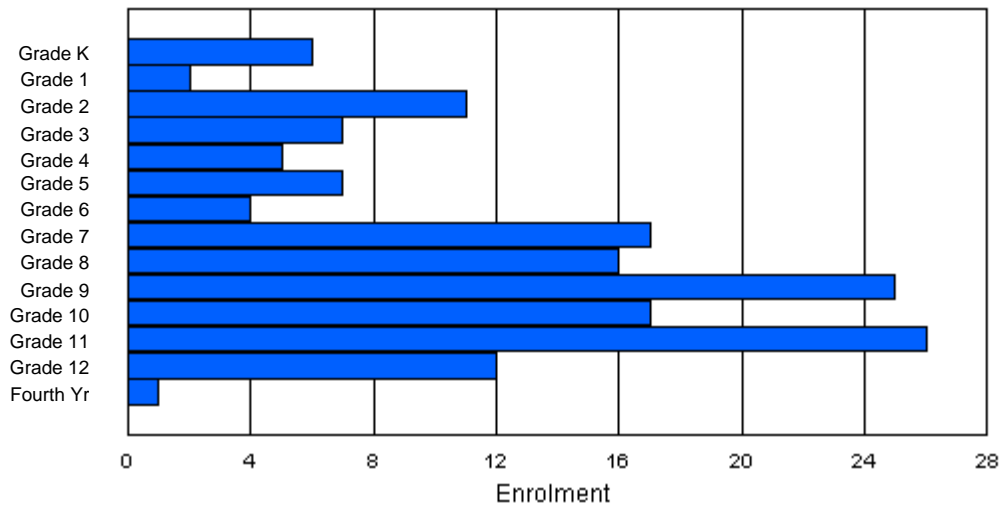
Enrolment By Age and Gender

Gender	Age																	Total
	5	6	7	8	9	10	11	12	13	14	15	16	17	18	19	20>		
Male	3	0	4	2	4	4	1	9	6	10	12	13	3	11	1	0	83	
Female	3	2	7	5	1	3	3	7	11	7	9	12	1	2	0	0	73	
Total	6	2	11	7	5	7	4	16	17	17	21	25	4	13	1	0	156	

Enrolment By Grade and Gender

Gender	Grade															Total
	K	1	2	3	4	5	6	7	8	9	10	11	12	4th		
Male	3	0	4	2	4	4	1	9	6	16	9	14	10	1	83	
Female	3	2	7	5	1	3	3	8	10	9	8	12	2	0	73	
Total	6	2	11	7	5	7	4	17	16	25	17	26	12	1	156	

Enrolment By Grade
For Point Leamington Academy



* Data from the 2003-2004 AGR(Enrolment/Age as of the last day in Sept./Dec.)

** Newfoundland Statistics Classification System

*** May include itinerant teachers



**School Description Report
2003-04**

District 5 - Baie Verte/Central/Connaigre

#170 - South Brook Academy, South Brook

Classification: Rural Community/Central Region**
Offers Distance Education: No

Grades: K-6

Number of Grades: 7

[School FTE PTR : 9.0](#)

[District FTE PTR : 12.5](#)

[Provincial FTE PTR : 13.5](#)

[FTE Teachers](#) *** : 4.5

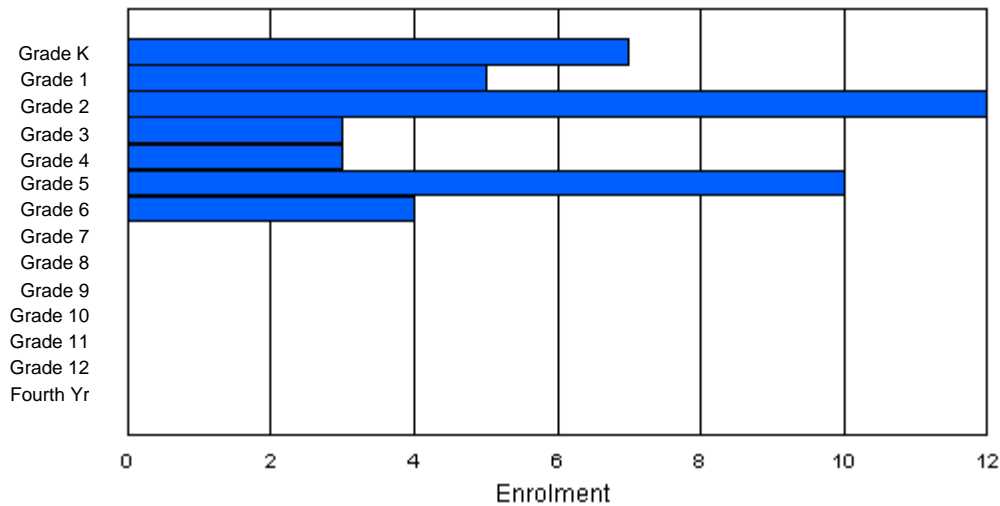
Enrolment By Age and Gender

Gender	Age																	Total
	5	6	7	8	9	10	11	12	13	14	15	16	17	18	19	20>		
Male	4	3	3	1	2	4	1	0	0	0	0	0	0	0	0	0	18	
Female	3	2	8	3	1	4	4	1	0	0	0	0	0	0	0	0	26	
Total	7	5	11	4	3	8	5	1	0	0	0	0	0	0	0	0	44	

Enrolment By Grade and Gender

Gender	Grade															Total
	K	1	2	3	4	5	6	7	8	9	10	11	12	4th		
Male	4	3	3	1	2	5	0	0	0	0	0	0	0	0	18	
Female	3	2	9	2	1	5	4	0	0	0	0	0	0	0	26	
Total	7	5	12	3	3	10	4	0	0	0	0	0	0	0	44	

Enrolment By Grade
For South Brook Academy



* Data from the 2003-2004 AGR(Enrolment/Age as of the last day in Sept./Dec.)

** Newfoundland Statistics Classification System

*** May include itinerant teachers



**School Description Report
2003-04**

District 5 - Baie Verte/Central/Connaigre

#144 - Sprucewood Academy, Grand Falls-Windsor

Classification: Urban Community/Central Region**
Offers Distance Education: No

Grades: K-6

Number of Grades: 7

[School FTE PTR : 15.2](#)

[District FTE PTR : 12.5](#)

[Provincial FTE PTR : 13.5](#)

[FTE Teachers](#) *** : 24.0

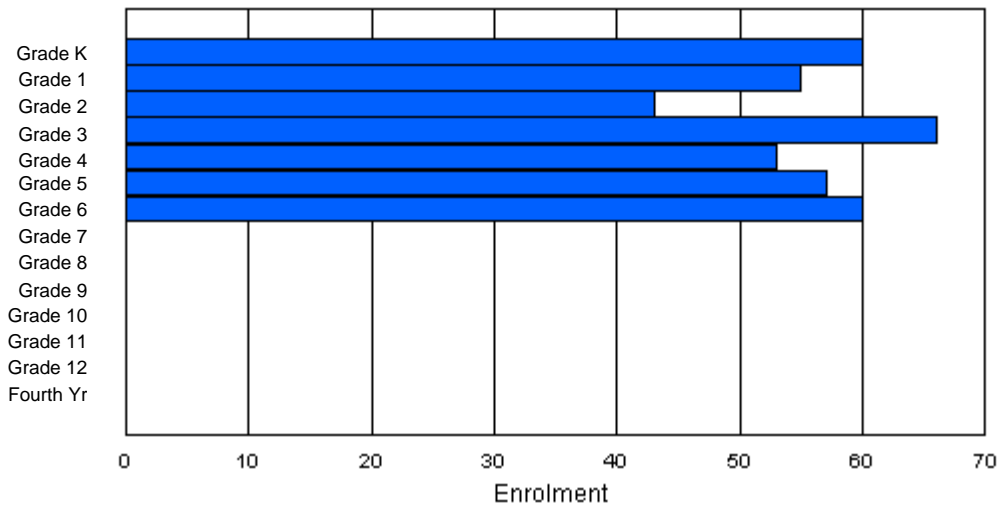
Enrolment By Age and Gender

Gender	Age																Total
	5	6	7	8	9	10	11	12	13	14	15	16	17	18	19	20>	
Male	29	27	23	34	24	25	25	1	0	0	0	0	0	0	0	0	188
Female	30	26	22	28	32	32	35	1	0	0	0	0	0	0	0	0	206
Total	59	53	45	62	56	57	60	2	0	0	0	0	0	0	0	0	394

Enrolment By Grade and Gender

Gender	Grade														Total
	K	1	2	3	4	5	6	7	8	9	10	11	12	4th	
Male	29	30	20	36	22	26	25	0	0	0	0	0	0	0	188
Female	31	25	23	30	31	31	35	0	0	0	0	0	0	0	206
Total	60	55	43	66	53	57	60	0	0	0	0	0	0	0	394

Enrolment By Grade
For Sprucewood Academy



* Data from the 2003-2004 AGR(Enrolment/Age as of the last day in Sept./Dec.)

** Newfoundland Statistics Classification System

*** May include itinerant teachers



**School Description Report
2003-04**

District 5 - Baie Verte/Central/Connaigre

#150 - St. Joseph's Elementary, Harbour Breton

Classification: Rural Community/Southern Region**
Offers Distance Education: No

Grades: K-6

Number of Grades: 7

[School FTE PTR : 13.1](#)

[District FTE PTR : 12.5](#)

[Provincial FTE PTR : 13.5](#)

[FTE Teachers](#) *** : 12.5

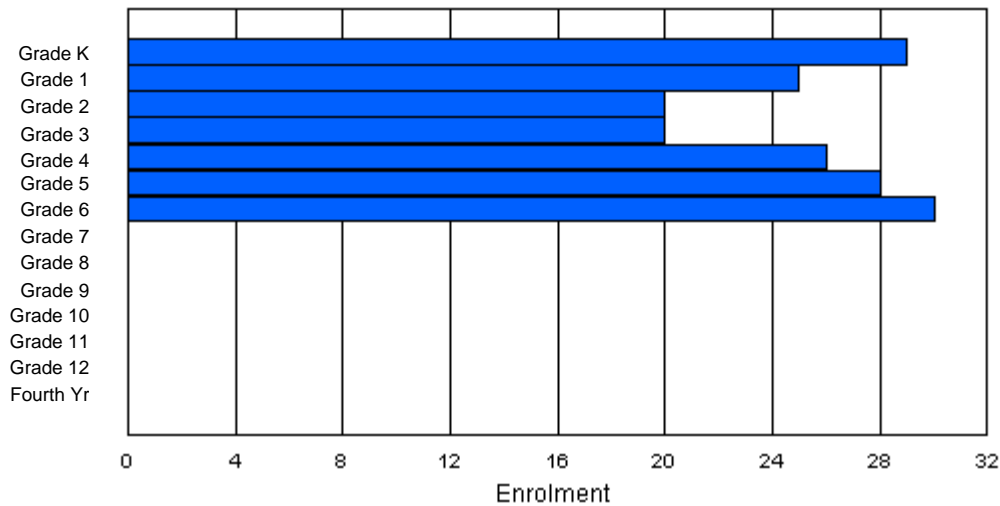
Enrolment By Age and Gender

Gender	Age																Total
	5	6	7	8	9	10	11	12	13	14	15	16	17	18	19	20>	
Male	14	16	11	9	14	20	14	0	0	0	0	0	0	0	0	0	98
Female	15	9	9	11	12	8	16	0	0	0	0	0	0	0	0	0	80
Total	29	25	20	20	26	28	30	0	0	0	0	0	0	0	0	0	178

Enrolment By Grade and Gender

Gender	Grade														Total
	K	1	2	3	4	5	6	7	8	9	10	11	12	4th	
Male	14	16	11	9	14	20	14	0	0	0	0	0	0	0	98
Female	15	9	9	11	12	8	16	0	0	0	0	0	0	0	80
Total	29	25	20	20	26	28	30	0	0	0	0	0	0	0	178

Enrolment By Grade
For St. Joseph's Elementary



* Data from the 2003-2004 AGR(Enrolment/Age as of the last day in Sept./Dec.)

** Newfoundland Statistics Classification System

*** May include itinerant teachers



**School Description Report
2003-04**

District 5 - Baie Verte/Central/Connaigre

#174 - St. Peter's Academy, Westport

Classification: Rural Community/Central Region**
Offers Distance Education: Yes

Grades: K-12

Number of Grades: 13

[School FTE PTR : 8.6](#)

[District FTE PTR : 12.5](#)

[Provincial FTE PTR : 13.5](#)

[FTE Teachers](#) *** : 9.0

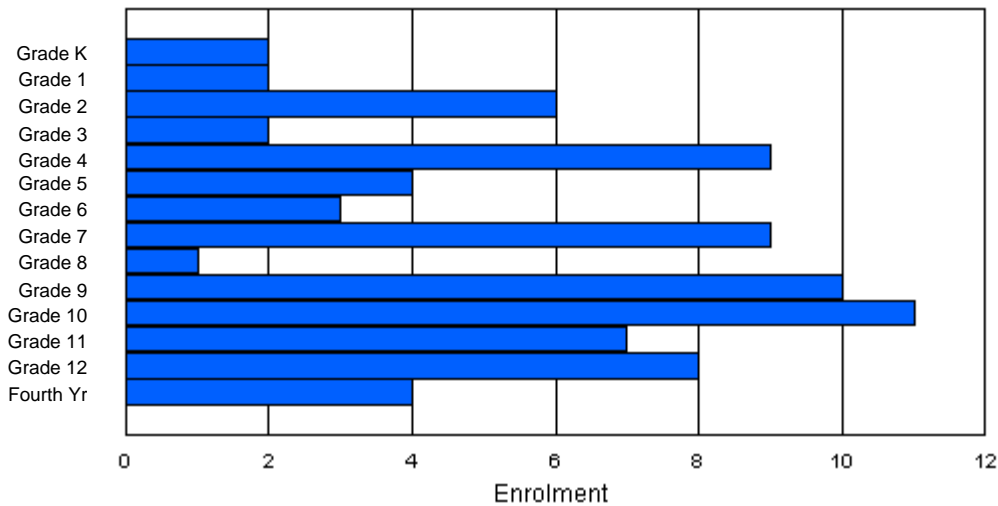
Enrolment By Age and Gender

Gender	Age																	Total
	5	6	7	8	9	10	11	12	13	14	15	16	17	18	19	20>		
Male	2	1	4	1	3	1	3	3	2	3	5	3	5	3	0	0	39	
Female	0	0	3	1	6	2	1	5	2	4	5	5	2	2	0	1	39	
Total	2	1	7	2	9	3	4	8	4	7	10	8	7	5	0	1	78	

Enrolment By Grade and Gender

Gender	Grade															Total
	K	1	2	3	4	5	6	7	8	9	10	11	12	4th		
Male	2	2	3	1	3	2	2	3	1	5	5	3	6	1	39	
Female	0	0	3	1	6	2	1	6	0	5	6	4	2	3	39	
Total	2	2	6	2	9	4	3	9	1	10	11	7	8	4	78	

Enrolment By Grade
For St. Peter's Academy



* Data from the 2003-2004 AGR(Enrolment/Age as of the last day in Sept./Dec.)

** Newfoundland Statistics Classification System

*** May include itinerant teachers



**School Description Report
2003-04**

District 5 - Baie Verte/Central/Connaigre

#157 - St. Peter's AG, McCallum

Classification: Rural Community/Southern Region**
Offers Distance Education: Yes

Grades: K-4,6-11

Number of Grades: 11

[School FTE PTR : 5.1](#)

[District FTE PTR : 12.5](#)

[Provincial FTE PTR : 13.5](#)

[FTE Teachers](#) *** : 3.5

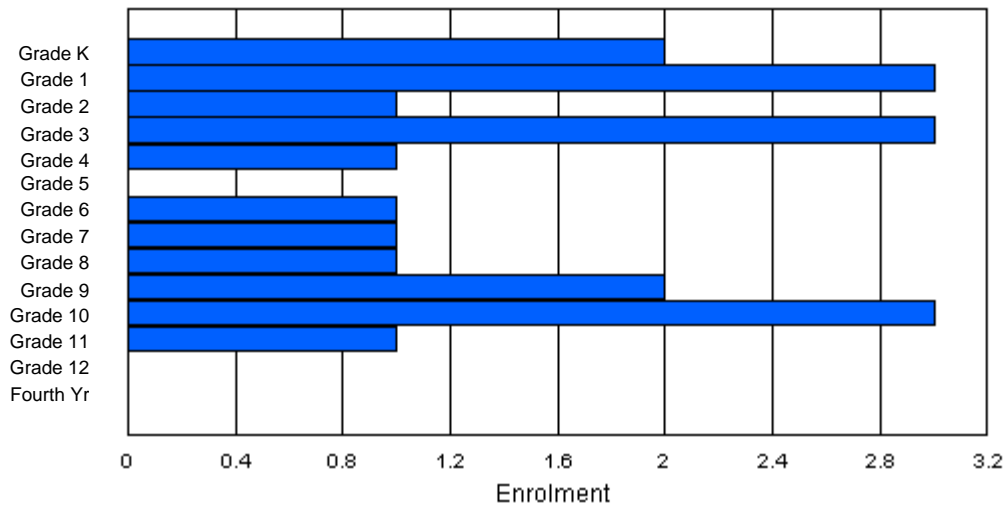
Enrolment By Age and Gender

Gender	Age																	Total
	5	6	7	8	9	10	11	12	13	14	15	16	17	18	19	20>		
Male	1	1	1	2	0	0	0	1	0	1	1	0	0	0	0	0	8	
Female	1	2	0	1	1	0	1	0	1	1	2	1	0	0	0	0	11	
Total	2	3	1	3	1	0	1	1	1	2	3	1	0	0	0	0	19	

Enrolment By Grade and Gender

Gender	Grade															Total
	K	1	2	3	4	5	6	7	8	9	10	11	12	4th		
Male	1	1	1	2	0	0	0	1	0	1	1	0	0	0	8	
Female	1	2	0	1	1	0	1	0	1	1	2	1	0	0	11	
Total	2	3	1	3	1	0	1	1	1	2	3	1	0	0	19	

Enrolment By Grade
For St. Peter's AG



* Data from the 2003-2004 AGR(Enrolment/Age as of the last day in Sept./Dec.)

** Newfoundland Statistics Classification System

*** May include itinerant teachers



**School Description Report
2003-04**

District 5 - Baie Verte/Central/Connaigre

#165 - St. Stephen's AG, Rencontre East

Classification: Rural Community/Southern Region**
Offers Distance Education: Yes

Grades: K-4,6-12

Number of Grades: 12

[School FTE PTR : 9.9](#)

[District FTE PTR : 12.5](#)

[Provincial FTE PTR : 13.5](#)

[FTE Teachers](#) *** : 4.0

Enrolment By Age and Gender

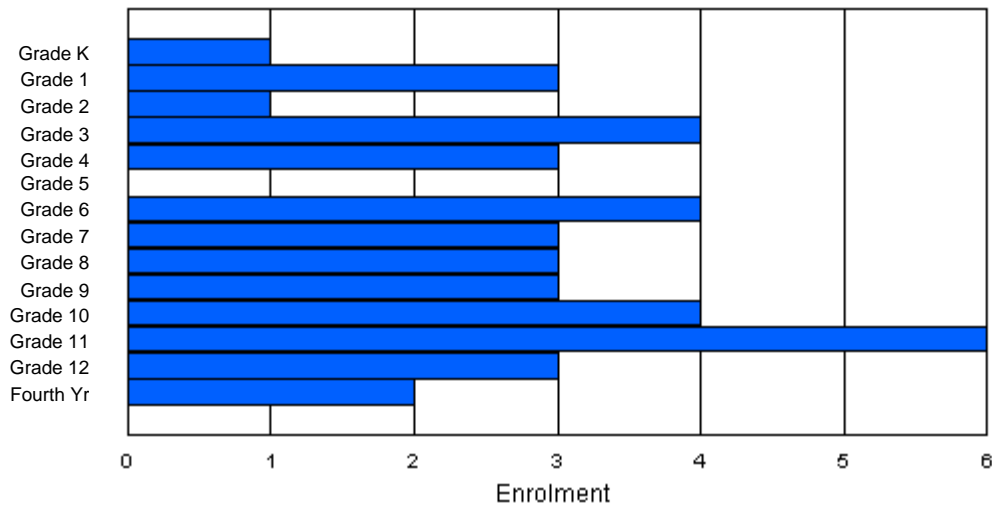
Gender	Age																	Total
	5	6	7	8	9	10	11	12	13	14	15	16	17	18	19	20>		
Male	0	2	1	1	2	0	1	1	1	2	0	2	2	1	0	0	16	
Female	1	1	0	3	1	0	3	1	3	2	3	3	2	1	0	0	24	
Total	1	3	1	4	3	0	4	2	4	4	3	5	4	2	0	0	40	

Enrolment By Grade and Gender

Gender	Grade															Total
	K	1	2	3	4	5	6	7	8	9	10	11	12	4th		
Male	0	2	1	1	2	0	1	1	1	2	0	2	2	1	16	
Female	1	1	0	3	1	0	3	2	2	1	4	4	1	1	24	
Total	1	3	1	4	3	0	4	3	3	3	4	6	3	2	40	

Enrolment By Grade

For St. Stephen's AG



* Data from the 2003-2004 AGR(Enrolment/Age as of the last day in Sept./Dec.)

** Newfoundland Statistics Classification System

*** May include itinerant teachers



**School Description Report
2003-04**

District 5 - Baie Verte/Central/Connaigre

#152 - Valmont Academy, King's Point

Classification: Rural Community/Central Region**
Offers Distance Education: Yes

Grades: K-12

Number of Grades: 13

[School FTE PTR : 10.1](#)

[District FTE PTR : 12.5](#)

[Provincial FTE PTR : 13.5](#)

[FTE Teachers](#) *** : 17.3

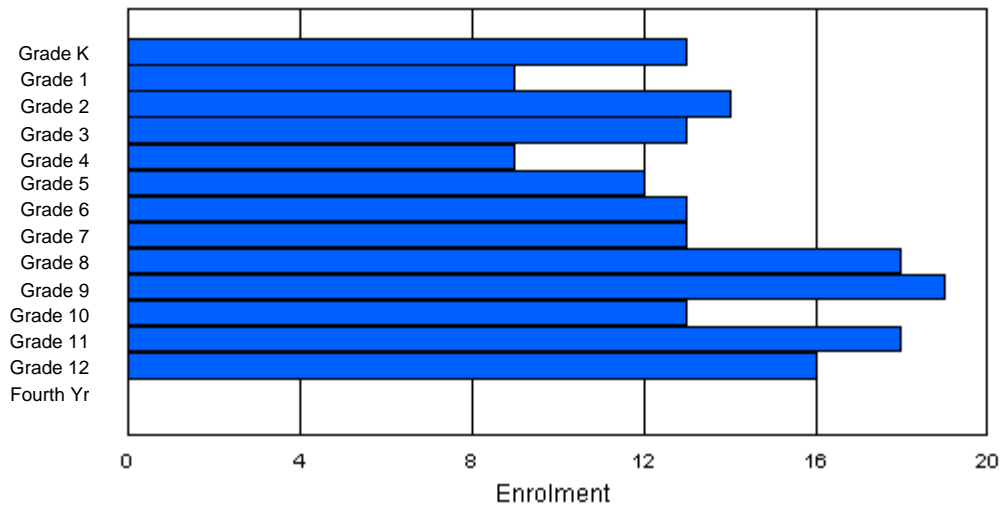
Enrolment By Age and Gender

Gender	Age																	Total
	5	6	7	8	9	10	11	12	13	14	15	16	17	18	19	20>		
Male	7	2	10	8	5	7	10	6	11	9	11	7	10	1	0	0	104	
Female	6	7	4	5	4	4	5	4	6	9	3	10	6	2	1	0	76	
Total	13	9	14	13	9	11	15	10	17	18	14	17	16	3	1	0	180	

Enrolment By Grade and Gender

Gender	Grade														Total
	K	1	2	3	4	5	6	7	8	9	10	11	12	4th	
Male	7	2	10	8	5	8	8	9	11	11	10	7	8	0	104
Female	6	7	4	5	4	4	5	4	7	8	3	11	8	0	76
Total	13	9	14	13	9	12	13	13	18	19	13	18	16	0	180

Enrolment By Grade
For Valmont Academy



* Data from the 2003-2004 AGR(Enrolment/Age as of the last day in Sept./Dec.)

** Newfoundland Statistics Classification System

*** May include itinerant teachers



School Description Report 2003-04

District 5 - Baie Verte/Central/Connaigre

#138 - Victoria Academy, Gaultois

Classification: Rural Community/Southern Region**
Offers Distance Education: Yes

Grades: K-2,4-12

Number of Grades: 12

[School FTE PTR : 6.9](#)

[District FTE PTR : 12.5](#)

[Provincial FTE PTR : 13.5](#)

[FTE Teachers](#) *** : 7.0

Enrolment By Age and Gender

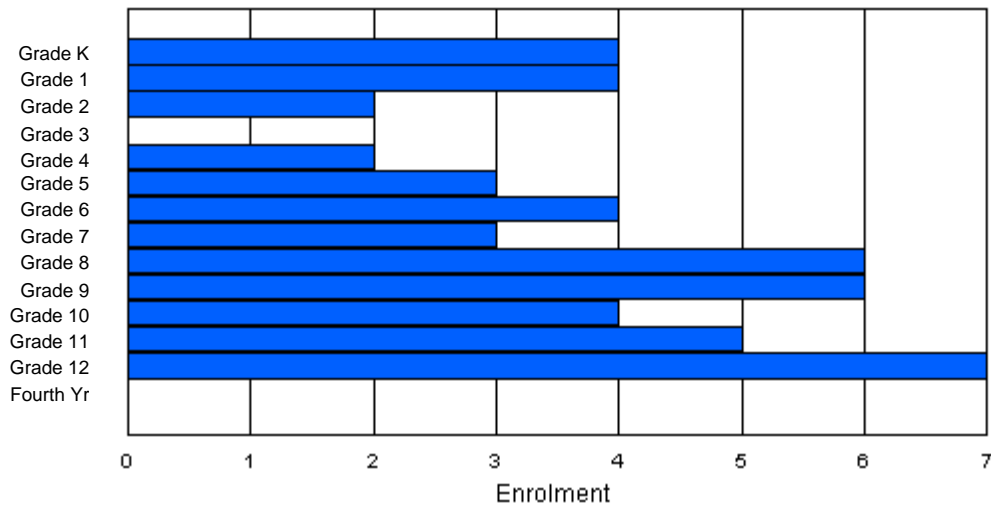
Gender	Age																	Total
	5	6	7	8	9	10	11	12	13	14	15	16	17	18	19	20>		
Male	2	3	2	0	0	1	2	1	3	2	1	1	4	0	1	0	23	
Female	2	1	0	0	2	2	2	2	1	6	2	3	4	0	0	0	27	
Total	4	4	2	0	2	3	4	3	4	8	3	4	8	0	1	0	50	

Enrolment By Grade and Gender

Gender	Grade															Total
	K	1	2	3	4	5	6	7	8	9	10	11	12	4th		
Male	2	3	2	0	0	1	2	1	4	1	2	2	3	0	23	
Female	2	1	0	0	2	2	2	2	2	5	2	3	4	0	27	
Total	4	4	2	0	2	3	4	3	6	6	4	5	7	0	50	

Enrolment By Grade

For Victoria Academy



* Data from the 2003-2004 AGR(Enrolment/Age as of the last day in Sept./Dec.)

** Newfoundland Statistics Classification System

*** May include itinerant teachers



**School Description Report
2003-04**

District 5 - Baie Verte/Central/Connaigre

#142 - Woodland Primary, Grand Falls-Windsor

Classification: Urban Community/Central Region**
Offers Distance Education: No

Grades: K-3

Number of Grades: 4

[School FTE PTR : 15.6](#)

[District FTE PTR : 12.5](#)

[Provincial FTE PTR : 13.5](#)

[FTE Teachers](#) *** : 22.5

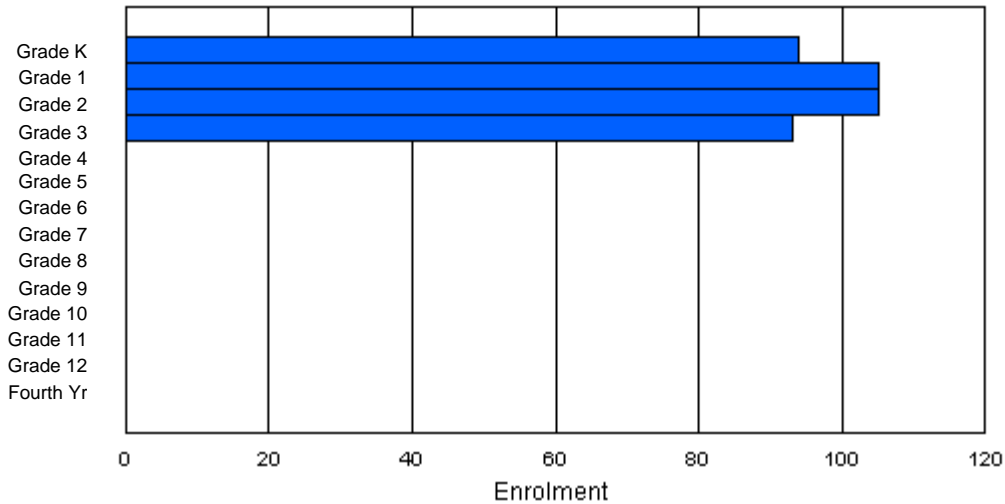
Enrolment By Age and Gender

Gender	Age																Total
	5	6	7	8	9	10	11	12	13	14	15	16	17	18	19	20>	
Male	53	54	55	50	0	0	0	0	0	0	0	0	0	0	0	0	212
Female	41	50	51	43	0	0	0	0	0	0	0	0	0	0	0	0	185
Total	94	104	106	93	0	0	0	0	0	0	0	0	0	0	0	0	397

Enrolment By Grade and Gender

Gender	Grade														Total
	K	1	2	3	4	5	6	7	8	9	10	11	12	4th	
Male	53	54	55	50	0	0	0	0	0	0	0	0	0	0	212
Female	41	51	50	43	0	0	0	0	0	0	0	0	0	0	185
Total	94	105	105	93	0	0	0	0	0	0	0	0	0	0	397

Enrolment By Grade
For Woodland Primary



* Data from the 2003-2004 AGR(Enrolment/Age as of the last day in Sept./Dec.)

** Newfoundland Statistics Classification System

*** May include itinerant teachers



**School Description Report
2003-04**

District 6 - Lewisporte/Gander

#180 - A. R. Scammell Academy, Change Islands

Classification: Rural Community/Central Region**
Offers Distance Education: Yes

Grades: K-12

Number of Grades: 13

[School FTE PTR : 6.8](#)

[District FTE PTR : 12.8](#)

[Provincial FTE PTR : 13.5](#)

[FTE Teachers](#) *** : 6.0

Enrolment By Age and Gender

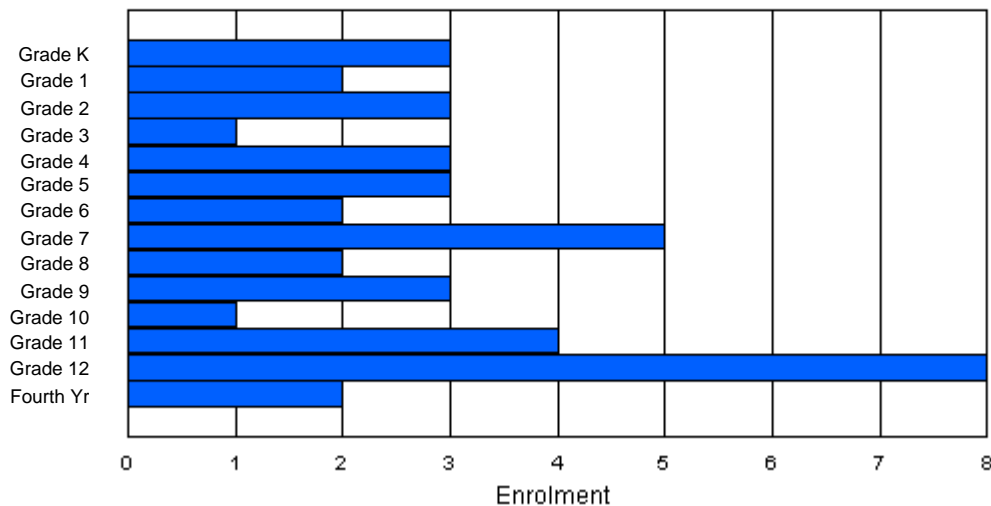
Gender	Age																	Total
	5	6	7	8	9	10	11	12	13	14	15	16	17	18	19	20>		
Male	1	1	2	1	1	0	1	3	1	1	0	2	5	2	0	0	21	
Female	2	1	1	0	2	2	2	2	1	2	1	2	2	0	0	1	21	
Total	3	2	3	1	3	2	3	5	2	3	1	4	7	2	0	1	42	

Enrolment By Grade and Gender

Gender	K	Grade													4th	Total
		1	2	3	4	5	6	7	8	9	10	11	12			
Male	1	1	2	1	1	1	0	3	1	1	0	2	6	1	21	
Female	2	1	1	0	2	2	2	2	1	2	1	2	2	1	21	
Total	3	2	3	1	3	3	2	5	2	3	1	4	8	2	42	

Enrolment By Grade

For A. R. Scammell Academy



* Data from the 2003-2004 AGR(Enrolment/Age as of the last day in Sept./Dec.)

** Newfoundland Statistics Classification System

*** May include itinerant teachers



**School Description Report
2003-04**

District 6 - Lewisporte/Gander

#178 - Carmanville School Complex, Carmanville

Classification: Rural Community/Central Region**
Offers Distance Education: Yes

Grades: K-12

Number of Grades: 13

[School FTE PTR : 12.4](#)

[District FTE PTR : 12.8](#)

[Provincial FTE PTR : 13.5](#)

[FTE Teachers](#) *** : 20.5

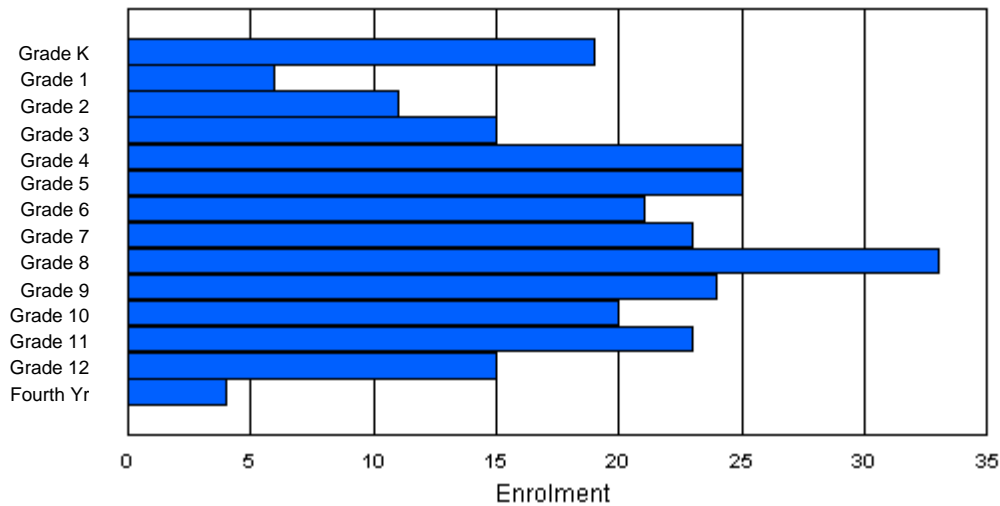
Enrolment By Age and Gender

Gender	Age																	Total
	5	6	7	8	9	10	11	12	13	14	15	16	17	18	19	20>		
Male	9	3	4	11	11	8	15	13	14	15	11	11	6	4	2	1	138	
Female	10	3	7	4	14	14	8	9	16	8	11	9	9	2	1	1	126	
Total	19	6	11	15	25	22	23	22	30	23	22	20	15	6	3	2	264	

Enrolment By Grade and Gender

Gender	Grade														Total
	K	1	2	3	4	5	6	7	8	9	10	11	12	4th	
Male	9	3	4	11	11	10	14	14	16	14	11	12	8	1	138
Female	10	3	7	4	14	15	7	9	17	10	9	11	7	3	126
Total	19	6	11	15	25	25	21	23	33	24	20	23	15	4	264

Enrolment By Grade
For Carmanville School Complex



* Data from the 2003-2004 AGR(Enrolment/Age as of the last day in Sept./Dec.)

** Newfoundland Statistics Classification System

*** May include itinerant teachers



**School Description Report
2003-04**

District 6 - Lewisporte/Gander

#179 - Centreville Academy, Centreville-Wareham

Classification: Rural Community/Central Region**
Offers Distance Education: No

Grades: K-8

Number of Grades: 9

[School FTE PTR : 9.9](#)

[District FTE PTR : 12.8](#)

[Provincial FTE PTR : 13.5](#)

[FTE Teachers](#) *** : 11.0

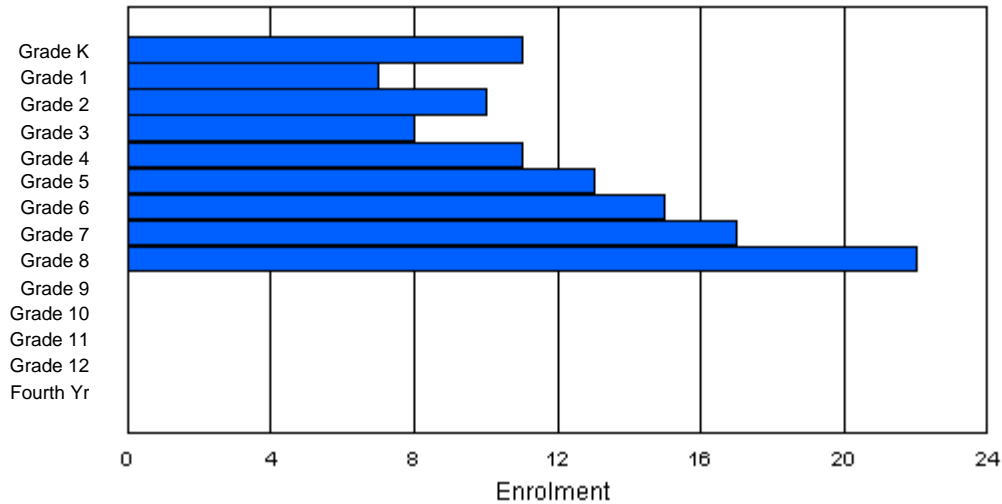
Enrolment By Age and Gender

Gender	Age																	Total
	5	6	7	8	9	10	11	12	13	14	15	16	17	18	19	20>		
Male	4	4	5	3	7	9	5	7	16	0	0	0	0	0	0	0	60	
Female	7	3	5	5	4	4	9	9	8	0	0	0	0	0	0	0	54	
Total	11	7	10	8	11	13	14	16	24	0	0	0	0	0	0	0	114	

Enrolment By Grade and Gender

Gender	Grade															Total
	K	1	2	3	4	5	6	7	8	9	10	11	12	4th		
Male	4	4	5	3	7	9	5	9	14	0	0	0	0	0	60	
Female	7	3	5	5	4	4	10	8	8	0	0	0	0	0	54	
Total	11	7	10	8	11	13	15	17	22	0	0	0	0	0	114	

Enrolment By Grade
For Centreville Academy



* Data from the 2003-2004 AGR(Enrolment/Age as of the last day in Sept./Dec.)

** Newfoundland Statistics Classification System

*** May include itinerant teachers



**School Description Report
2003-04**

District 6 - Lewisporte/Gander

#182 - Charlottetown Elementary, Charlottetown, B.B.

Classification: Rural Community/Central Region**
Offers Distance Education: No

Grades: K-5

Number of Grades: 6

[School FTE PTR : 8.3](#)

[District FTE PTR : 12.8](#)

[Provincial FTE PTR : 13.5](#)

[FTE Teachers](#) *** : 2.0

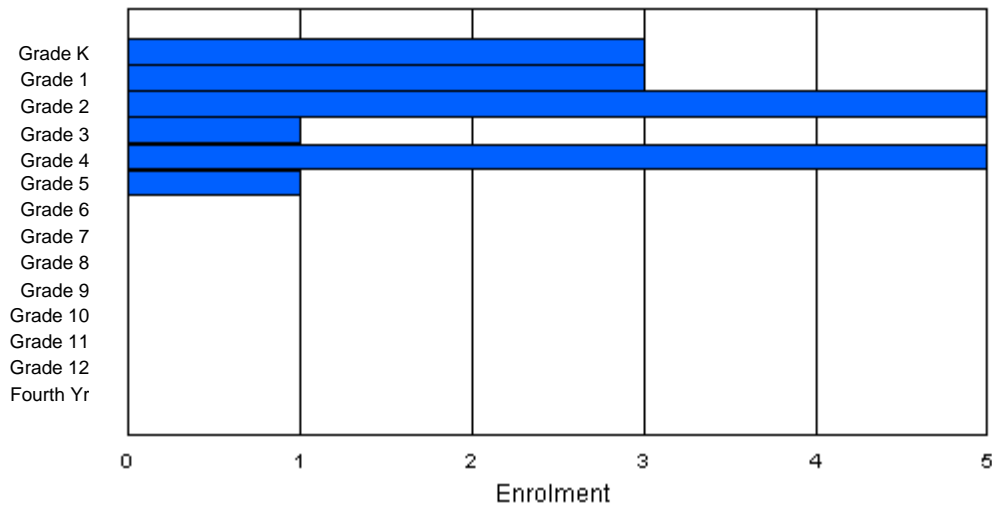
Enrolment By Age and Gender

Gender	Age																Total
	5	6	7	8	9	10	11	12	13	14	15	16	17	18	19	20>	
Male	1	1	2	1	0	0	0	0	0	0	0	0	0	0	0	0	5
Female	2	2	3	0	5	1	0	0	0	0	0	0	0	0	0	0	13
Total	3	3	5	1	5	1	0	0	0	0	0	0	0	0	0	0	18

Enrolment By Grade and Gender

Gender	Grade															Total
	K	1	2	3	4	5	6	7	8	9	10	11	12	4th		
Male	1	1	2	1	0	0	0	0	0	0	0	0	0	0	5	
Female	2	2	3	0	5	1	0	0	0	0	0	0	0	0	13	
Total	3	3	5	1	5	1	0	0	0	0	0	0	0	0	18	

Enrolment By Grade
For Charlottetown Elementary



* Data from the 2003-2004 AGR(Enrolment/Age as of the last day in Sept./Dec.)

** Newfoundland Statistics Classification System

*** May include itinerant teachers



**School Description Report
2003-04**

District 6 - Lewisporte/Gander

#414 - Fogo Island Central Academy, Fogo Island

Classification: Rural Community/Central Region**
Offers Distance Education: No

Grades: K-12

Number of Grades: 13

[School FTE PTR : 13.3](#)

[District FTE PTR : 12.8](#)

[Provincial FTE PTR : 13.5](#)

[FTE Teachers](#) *** : 31.0

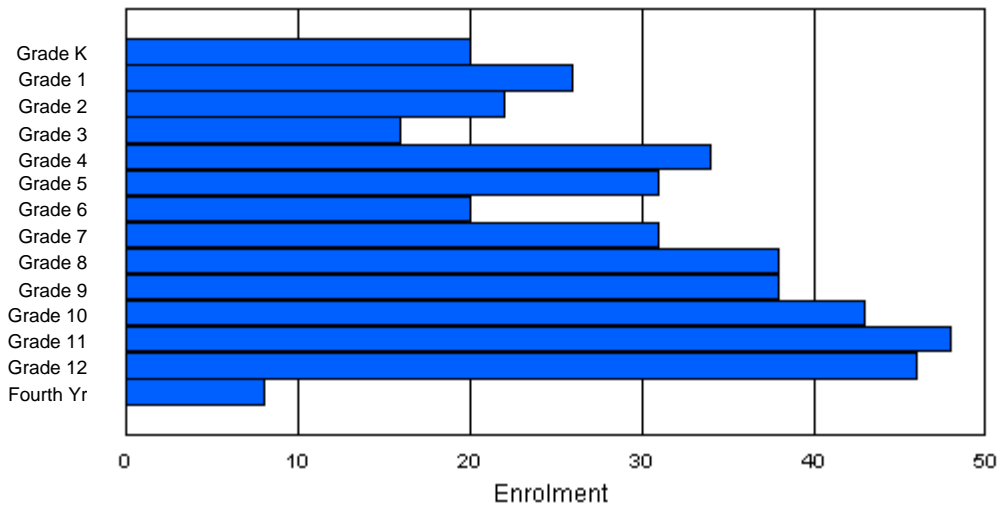
Enrolment By Age and Gender

Gender	Age																Total
	5	6	7	8	9	10	11	12	13	14	15	16	17	18	19	20>	
Male	9	11	8	8	18	17	12	17	19	12	19	24	24	4	0	0	202
Female	11	15	14	7	15	15	9	13	19	25	26	22	22	6	0	0	219
Total	20	26	22	15	33	32	21	30	38	37	45	46	46	10	0	0	421

Enrolment By Grade and Gender

Gender	Grade														Total
	K	1	2	3	4	5	6	7	8	9	10	11	12	4th	
Male	9	11	8	9	19	16	11	18	19	11	19	25	24	3	202
Female	11	15	14	7	15	15	9	13	19	27	24	23	22	5	219
Total	20	26	22	16	34	31	20	31	38	38	43	48	46	8	421

Enrolment By Grade
For Fogo Island Central Academy



* Data from the 2003-2004 AGR(Enrolment/Age as of the last day in Sept./Dec.)

** Newfoundland Statistics Classification System

*** May include itinerant teachers



**School Description Report
2003-04**

District 6 - Lewisporte/Gander

#417 - Gander Academy, Gander

Classification: Urban Community/Central Region**
Offers Distance Education: No

Grades: K-6

Number of Grades: 7

[School FTE PTR : 14.7](#)

[District FTE PTR : 12.8](#)

[Provincial FTE PTR : 13.5](#)

[FTE Teachers](#) *** : 49.5

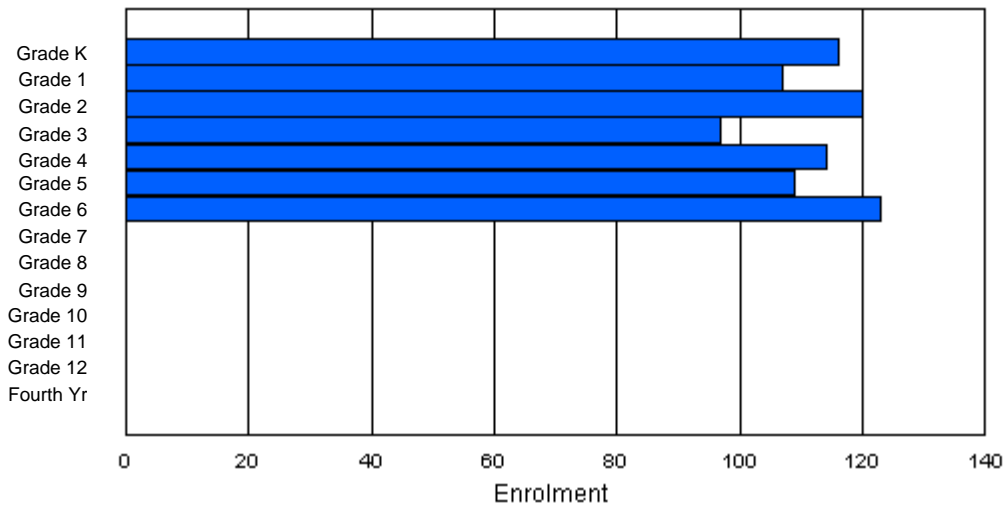
Enrolment By Age and Gender

Gender	Age																Total
	5	6	7	8	9	10	11	12	13	14	15	16	17	18	19	20>	
Male	58	53	60	48	59	46	68	4	0	0	0	0	0	0	0	0	396
Female	58	54	59	51	52	64	51	1	0	0	0	0	0	0	0	0	390
Total	116	107	119	99	111	110	119	5	0	0	0	0	0	0	0	0	786

Enrolment By Grade and Gender

Gender	Grade														Total	
	K	1	2	3	4	5	6	7	8	9	10	11	12	4th		
Male	58	53	61	47	61	45	71	0	0	0	0	0	0	0	0	396
Female	58	54	59	50	53	64	52	0	0	0	0	0	0	0	0	390
Total	116	107	120	97	114	109	123	0	0	0	0	0	0	0	0	786

Enrolment By Grade
For Gander Academy



* Data from the 2003-2004 AGR(Enrolment/Age as of the last day in Sept./Dec.)

** Newfoundland Statistics Classification System

*** May include itinerant teachers



**School Description Report
2003-04**

District 6 - Lewisporte/Gander

#418 - Gander Collegiate, Gander

Classification: Urban Community/Central Region**
Offers Distance Education: No

Grades: 10-12

Number of Grades: 3

[School FTE PTR : 18.4](#)

[District FTE PTR : 12.8](#)

[Provincial FTE PTR : 13.5](#)

[FTE Teachers](#) *** : 20.0

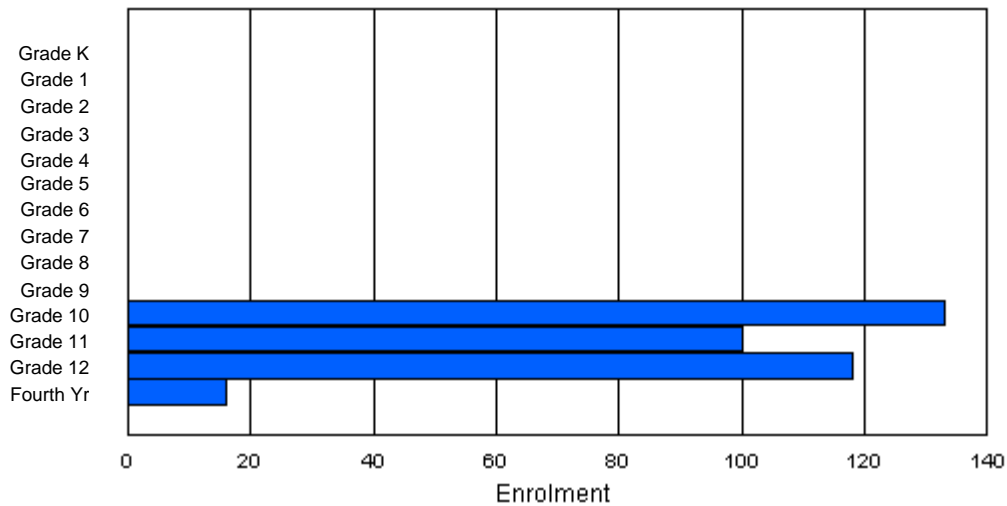
Enrolment By Age and Gender

Gender	Age																	Total
	5	6	7	8	9	10	11	12	13	14	15	16	17	18	19	20>		
Male	0	0	0	0	0	0	0	0	0	0	59	52	64	15	0	0	190	
Female	0	0	0	0	0	0	0	0	0	1	69	50	52	5	0	0	177	
Total	0	0	0	0	0	0	0	0	0	1	128	102	116	20	0	0	367	

Enrolment By Grade and Gender

Gender	Grade															Total
	K	1	2	3	4	5	6	7	8	9	10	11	12	4th		
Male	0	0	0	0	0	0	0	0	0	0	63	49	67	11	190	
Female	0	0	0	0	0	0	0	0	0	0	70	51	51	5	177	
Total	0	0	0	0	0	0	0	0	0	0	133	100	118	16	367	

Enrolment By Grade
For Gander Collegiate



* Data from the 2003-2004 AGR(Enrolment/Age as of the last day in Sept./Dec.)

** Newfoundland Statistics Classification System

*** May include itinerant teachers



**School Description Report
2003-04**

District 6 - Lewisporte/Gander

#194 - Gill Memorial Academy, Musgrave Harbour

Classification: Rural Community/Central Region**
Offers Distance Education: Yes

Grades: K-12

Number of Grades: 13

[School FTE PTR : 10.6](#)

[District FTE PTR : 12.8](#)

[Provincial FTE PTR : 13.5](#)

[FTE Teachers](#) *** : 15.0

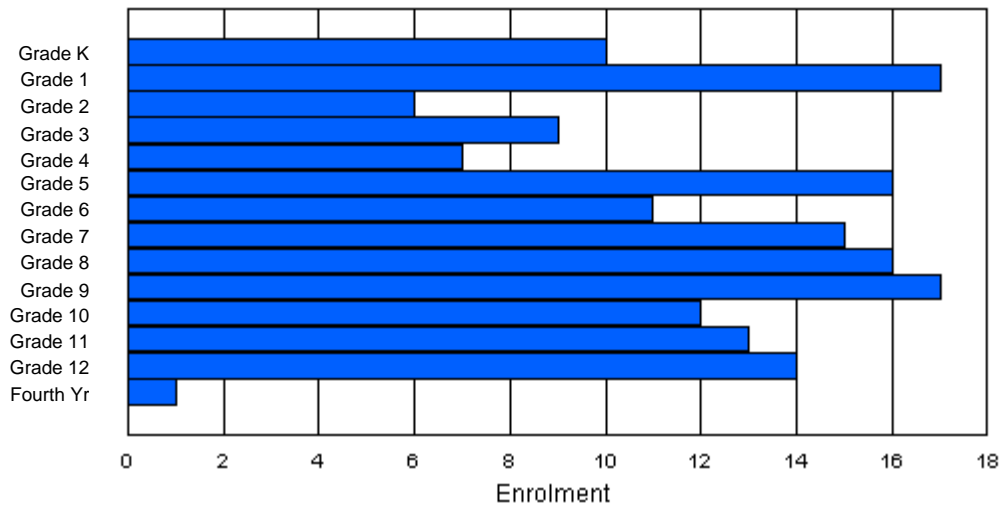
Enrolment By Age and Gender

Gender	Age																	Total
	5	6	7	8	9	10	11	12	13	14	15	16	17	18	19	20>		
Male	6	8	2	5	3	10	5	8	10	6	8	6	7	1	0	0	85	
Female	4	9	4	4	4	6	6	6	7	11	3	6	8	1	0	0	79	
Total	10	17	6	9	7	16	11	14	17	17	11	12	15	2	0	0	164	

Enrolment By Grade and Gender

Gender	Grade															Total
	K	1	2	3	4	5	6	7	8	9	10	11	12	4th		
Male	6	8	2	5	3	10	5	9	9	6	9	7	6	0	85	
Female	4	9	4	4	4	6	6	6	7	11	3	6	8	1	79	
Total	10	17	6	9	7	16	11	15	16	17	12	13	14	1	164	

Enrolment By Grade
For Gill Memorial Academy



* Data from the 2003-2004 AGR(Enrolment/Age as of the last day in Sept./Dec.)

** Newfoundland Statistics Classification System

*** May include itinerant teachers



**School Description Report
2003-04**

District 6 - Lewisporte/Gander

#422 - Glovertown Academy, Glovertown

Classification: Rural Community/Central Region**
Offers Distance Education: Yes

Grades: K-12

Number of Grades: 13

[School FTE PTR : 13.5](#)

[District FTE PTR : 12.8](#)

[Provincial FTE PTR : 13.5](#)

[FTE Teachers](#) *** : 31.5

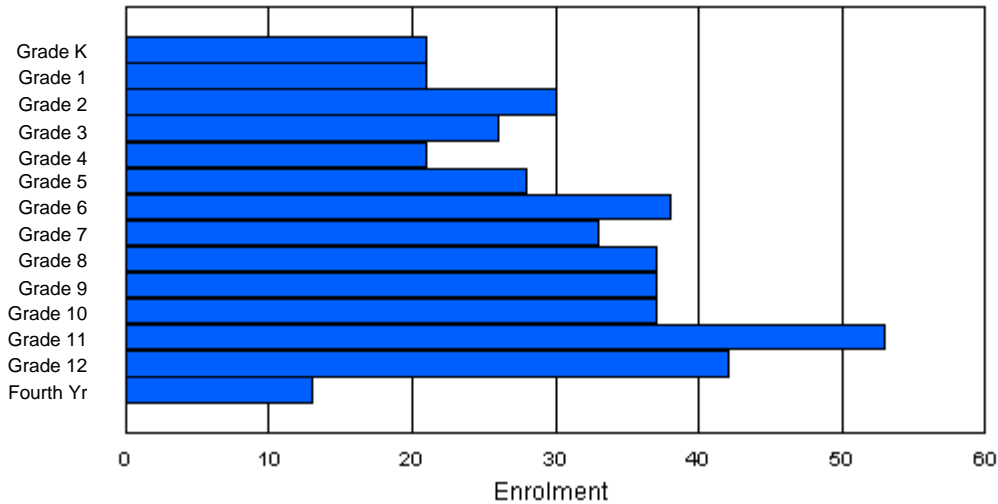
Enrolment By Age and Gender

Gender	Age																Total
	5	6	7	8	9	10	11	12	13	14	15	16	17	18	19	20>	
Male	8	6	14	13	15	10	20	14	21	16	18	27	18	13	3	2	218
Female	13	15	15	14	6	18	17	19	17	17	21	19	24	3	1	0	219
Total	21	21	29	27	21	28	37	33	38	33	39	46	42	16	4	2	437

Enrolment By Grade and Gender

Gender	Grade														Total
	K	1	2	3	4	5	6	7	8	9	10	11	12	4th	
Male	8	7	13	13	15	10	21	14	20	17	19	32	19	10	218
Female	13	14	17	13	6	18	17	19	17	20	18	21	23	3	219
Total	21	21	30	26	21	28	38	33	37	37	37	53	42	13	437

Enrolment By Grade
For Glovertown Academy



* Data from the 2003-2004 AGR(Enrolment/Age as of the last day in Sept./Dec.)

** Newfoundland Statistics Classification System

*** May include itinerant teachers



**School Description Report
2003-04**

District 6 - Lewisporte/Gander

#177 - Greenwood Academy, Campbellton

Classification: Rural Community/Central Region**
Offers Distance Education: No

Grades: K-9

Number of Grades: 10

[School FTE PTR : 13.0](#)

[District FTE PTR : 12.8](#)

[Provincial FTE PTR : 13.5](#)

[FTE Teachers](#) *** : 18.0

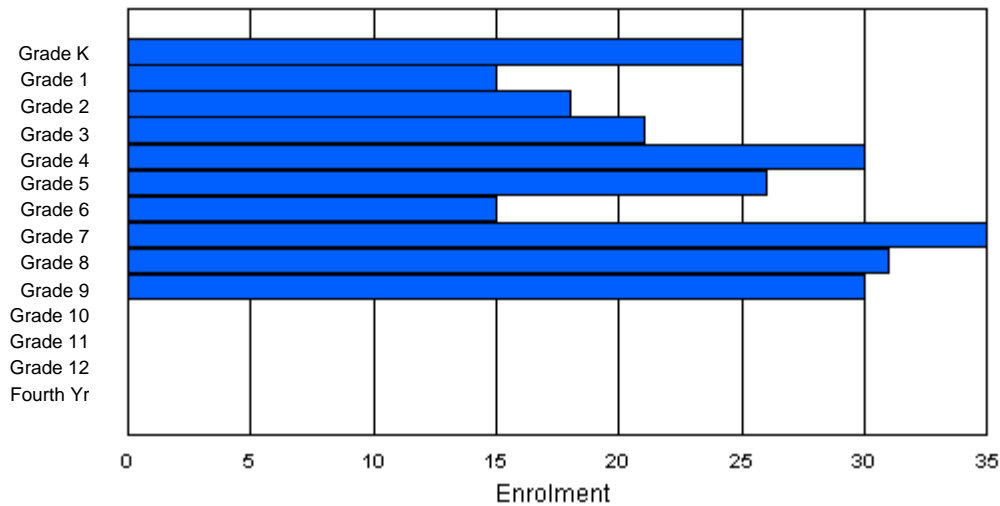
Enrolment By Age and Gender

Gender	Age																Total
	5	6	7	8	9	10	11	12	13	14	15	16	17	18	19	20>	
Male	12	4	9	16	20	10	8	16	16	18	0	0	0	0	0	0	129
Female	11	13	9	5	9	17	7	16	16	14	0	0	0	0	0	0	117
Total	23	17	18	21	29	27	15	32	32	32	0	0	0	0	0	0	246

Enrolment By Grade and Gender

Gender	Grade														Total
	K	1	2	3	4	5	6	7	8	9	10	11	12	4th	
Male	14	2	9	16	20	10	8	19	15	16	0	0	0	0	129
Female	11	13	9	5	10	16	7	16	16	14	0	0	0	0	117
Total	25	15	18	21	30	26	15	35	31	30	0	0	0	0	246

Enrolment By Grade
For Greenwood Academy



* Data from the 2003-2004 AGR(Enrolment/Age as of the last day in Sept./Dec.)

** Newfoundland Statistics Classification System

*** May include itinerant teachers



**School Description Report
2003-04**

District 6 - Lewisporte/Gander

#186 - Heritage Academy, Greenspond

Classification: Rural Community/Central Region**
Offers Distance Education: No

Grades: K-6

Number of Grades: 7

[School FTE PTR : 9.5](#)

[District FTE PTR : 12.8](#)

[Provincial FTE PTR : 13.5](#)

[FTE Teachers](#) *** : 3.0

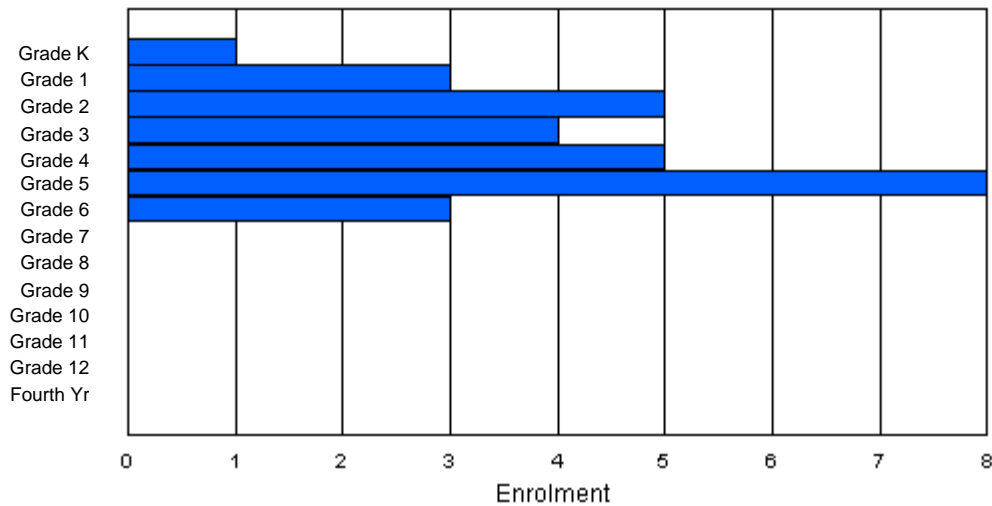
Enrolment By Age and Gender

Gender	Age																Total
	5	6	7	8	9	10	11	12	13	14	15	16	17	18	19	20>	
Male	0	1	5	4	2	4	2	0	0	0	0	0	0	0	0	0	18
Female	1	2	0	0	3	4	1	0	0	0	0	0	0	0	0	0	11
Total	1	3	5	4	5	8	3	0	0	0	0	0	0	0	0	0	29

Enrolment By Grade and Gender

Gender	Grade														Total
	K	1	2	3	4	5	6	7	8	9	10	11	12	4th	
Male	0	1	5	4	2	4	2	0	0	0	0	0	0	0	18
Female	1	2	0	0	3	4	1	0	0	0	0	0	0	0	11
Total	1	3	5	4	5	8	3	0	0	0	0	0	0	0	29

Enrolment By Grade
For Heritage Academy



* Data from the 2003-2004 AGR(Enrolment/Age as of the last day in Sept./Dec.)

** Newfoundland Statistics Classification System

*** May include itinerant teachers



**School Description Report
2003-04**

District 6 - Lewisporte/Gander

#426 - Hillview Academy, Norris Arm

Classification: Rural Community/Central Region**
Offers Distance Education: No

Grades: K-9

Number of Grades: 10

[School FTE PTR : 10.5](#)

[District FTE PTR : 12.8](#)

[Provincial FTE PTR : 13.5](#)

[FTE Teachers](#) *** : 10.5

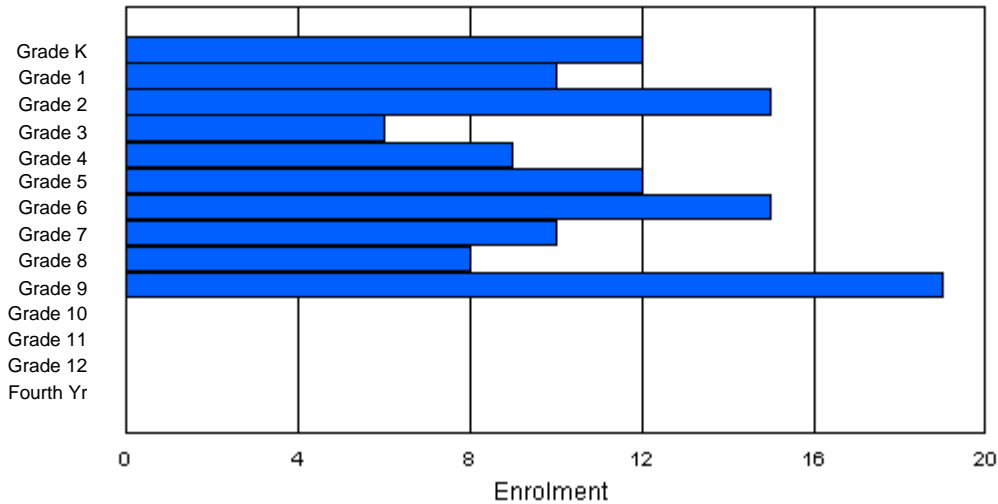
Enrolment By Age and Gender

Gender	Age																Total
	5	6	7	8	9	10	11	12	13	14	15	16	17	18	19	20>	
Male	7	3	9	5	3	5	5	7	2	9	0	0	0	0	0	0	55
Female	5	7	6	1	6	7	9	4	5	11	0	0	0	0	0	0	61
Total	12	10	15	6	9	12	14	11	7	20	0	0	0	0	0	0	116

Enrolment By Grade and Gender

Gender	Grade														Total
	K	1	2	3	4	5	6	7	8	9	10	11	12	4th	
Male	7	3	9	5	3	5	5	7	3	8	0	0	0	0	55
Female	5	7	6	1	6	7	10	3	5	11	0	0	0	0	61
Total	12	10	15	6	9	12	15	10	8	19	0	0	0	0	116

Enrolment By Grade
For Hillview Academy



* Data from the 2003-2004 AGR(Enrolment/Age as of the last day in Sept./Dec.)

** Newfoundland Statistics Classification System

*** May include itinerant teachers



**School Description Report
2003-04**

District 6 - Lewisporte/Gander

#413 - Holy Cross School Complex, Eastport

Classification: Rural Community/Central Region**
Offers Distance Education: Yes

Grades: K-12

Number of Grades: 13

[School FTE PTR : 11.3](#)

[District FTE PTR : 12.8](#)

[Provincial FTE PTR : 13.5](#)

[FTE Teachers](#) *** : 16.0

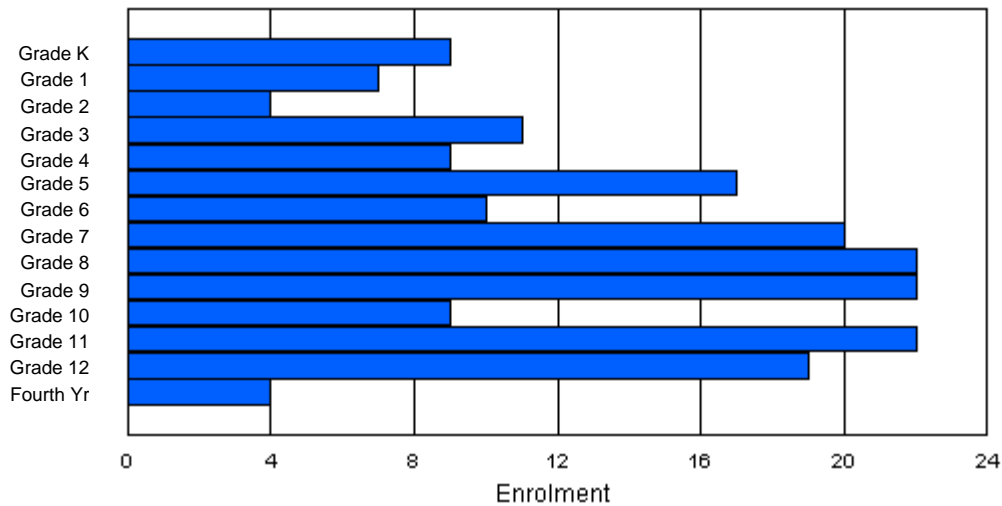
Enrolment By Age and Gender

Gender	Age																	Total
	5	6	7	8	9	10	11	12	13	14	15	16	17	18	19	20>		
Male	3	2	3	3	6	9	4	9	17	10	10	11	8	3	0	0	98	
Female	6	5	1	6	5	7	6	9	6	10	3	11	10	2	0	0	87	
Total	9	7	4	9	11	16	10	18	23	20	13	22	18	5	0	0	185	

Enrolment By Grade and Gender

Gender	Grade														Total
	K	1	2	3	4	5	6	7	8	9	10	11	12	4th	
Male	3	2	3	5	4	10	4	10	17	12	6	11	8	3	98
Female	6	5	1	6	5	7	6	10	5	10	3	11	11	1	87
Total	9	7	4	11	9	17	10	20	22	22	9	22	19	4	185

Enrolment By Grade
For Holy Cross School Complex



* Data from the 2003-2004 AGR(Enrolment/Age as of the last day in Sept./Dec.)

** Newfoundland Statistics Classification System

*** May include itinerant teachers



**School Description Report
2003-04**

District 6 - Lewisporte/Gander

#201 - J.M. Olds Collegiate, Twillingate

Classification: Rural Community/Central Region**
Offers Distance Education: Yes

Grades: 7-12

Number of Grades: 6

[School FTE PTR : 13.7](#)

[District FTE PTR : 12.8](#)

[Provincial FTE PTR : 13.5](#)

[FTE Teachers](#) *** : 16.5

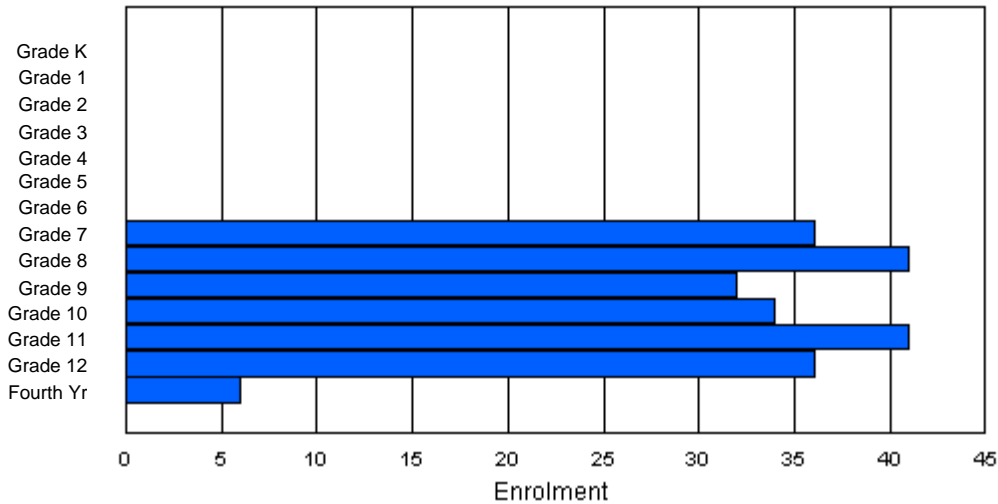
Enrolment By Age and Gender

Gender	Age																	Total
	5	6	7	8	9	10	11	12	13	14	15	16	17	18	19	20>		
Male	0	0	0	0	0	0	0	19	16	15	21	20	23	5	3	0	122	
Female	0	0	0	0	0	0	0	17	21	16	16	19	12	2	1	0	104	
Total	0	0	0	0	0	0	0	36	37	31	37	39	35	7	4	0	226	

Enrolment By Grade and Gender

Gender	Grade															Total
	K	1	2	3	4	5	6	7	8	9	10	11	12	4th		
Male	0	0	0	0	0	0	0	19	18	16	19	23	22	5	122	
Female	0	0	0	0	0	0	0	17	23	16	15	18	14	1	104	
Total	0	0	0	0	0	0	0	36	41	32	34	41	36	6	226	

Enrolment By Grade
For J.M. Olds Collegiate



* Data from the 2003-2004 AGR(Enrolment/Age as of the last day in Sept./Dec.)

** Newfoundland Statistics Classification System

*** May include itinerant teachers



**School Description Report
2003-04**

District 6 - Lewisporte/Gander

#187 - Jane Collins Academy, Hare Bay

Classification: Rural Community/Central Region**
Offers Distance Education: Yes

Grades: 9-12

Number of Grades: 4

[School FTE PTR : 15.2](#)

[District FTE PTR : 12.8](#)

[Provincial FTE PTR : 13.5](#)

[FTE Teachers](#) *** : 13.0

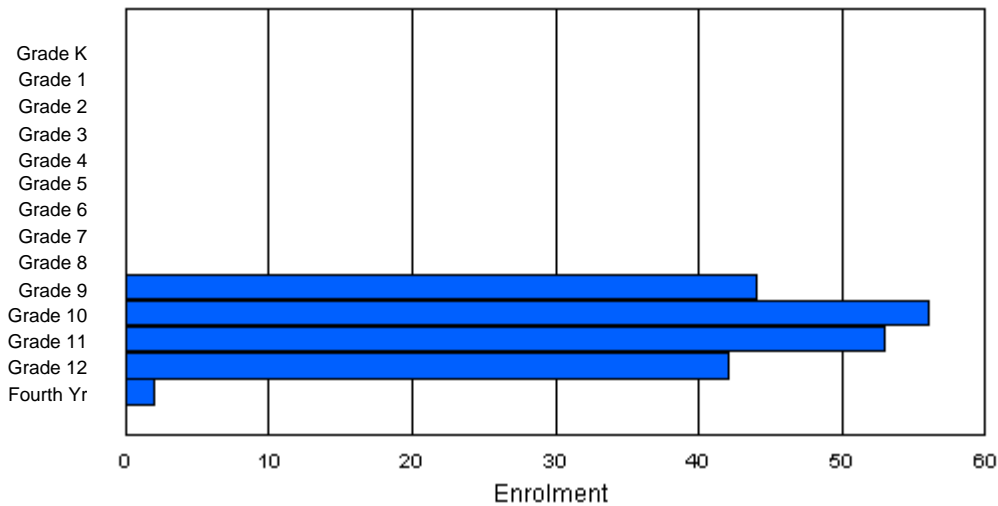
Enrolment By Age and Gender

Gender	Age																	Total
	5	6	7	8	9	10	11	12	13	14	15	16	17	18	19	20>		
Male	0	0	0	0	0	0	0	0	0	22	27	19	28	5	0	0	101	
Female	0	0	0	0	0	0	0	0	0	18	25	22	27	3	1	0	96	
Total	0	0	0	0	0	0	0	0	0	40	52	41	55	8	1	0	197	

Enrolment By Grade and Gender

Gender	Grade															Total
	K	1	2	3	4	5	6	7	8	9	10	11	12	4th		
Male	0	0	0	0	0	0	0	0	0	24	31	27	17	2	101	
Female	0	0	0	0	0	0	0	0	0	20	25	26	25	0	96	
Total	0	0	0	0	0	0	0	0	0	44	56	53	42	2	197	

Enrolment By Grade
For Jane Collins Academy



* Data from the 2003-2004 AGR(Enrolment/Age as of the last day in Sept./Dec.)

** Newfoundland Statistics Classification System

*** May include itinerant teachers



**School Description Report
2003-04**

District 6 - Lewisporte/Gander

#421 - Lakewood Academy, Glenwood

Classification: Urban Community/Central Region**
Offers Distance Education: Yes

Grades: K-12

Number of Grades: 13

[School FTE PTR : 10.4](#)

[District FTE PTR : 12.8](#)

[Provincial FTE PTR : 13.5](#)

[FTE Teachers](#) *** : 18.5

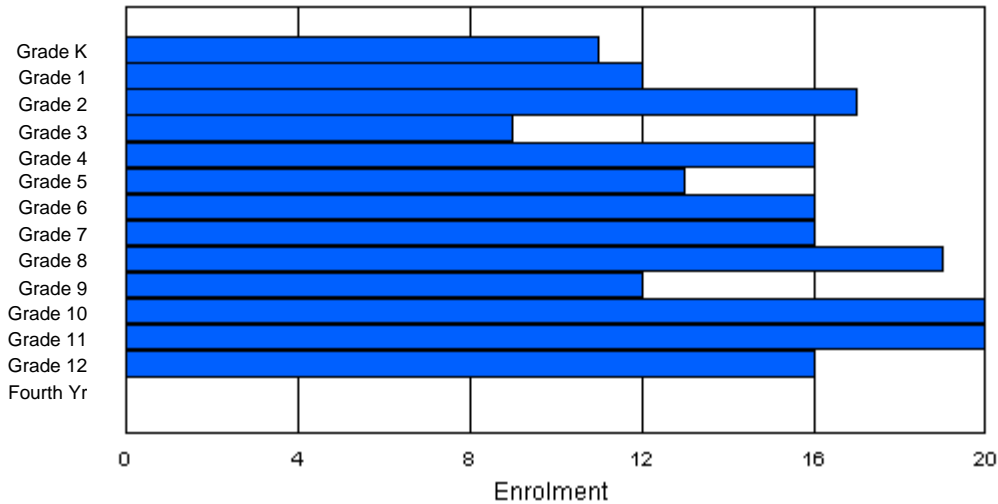
Enrolment By Age and Gender

Gender	Age																	Total
	5	6	7	8	9	10	11	12	13	14	15	16	17	18	19	20>		
Male	7	2	10	5	13	7	9	9	10	5	11	9	5	3	0	0	105	
Female	4	10	6	5	2	6	7	7	9	7	10	9	9	1	0	0	92	
Total	11	12	16	10	15	13	16	16	19	12	21	18	14	4	0	0	197	

Enrolment By Grade and Gender

Gender	Grade														Total
	K	1	2	3	4	5	6	7	8	9	10	11	12	4th	
Male	7	2	11	4	14	7	9	9	10	5	10	10	7	0	105
Female	4	10	6	5	2	6	7	7	9	7	10	10	9	0	92
Total	11	12	17	9	16	13	16	16	19	12	20	20	16	0	197

Enrolment By Grade
For Lakewood Academy



* Data from the 2003-2004 AGR(Enrolment/Age as of the last day in Sept./Dec.)

** Newfoundland Statistics Classification System

*** May include itinerant teachers



**School Description Report
2003-04**

District 6 - Lewisporte/Gander

#204 - Lester Pearson Memorial High, Wesleyville

Classification: Rural Community/Central Region**
Offers Distance Education: Yes

Grades: 7-12

Number of Grades: 6

[School FTE PTR : 14.2](#)

[District FTE PTR : 12.8](#)

[Provincial FTE PTR : 13.5](#)

[FTE Teachers](#) *** : 18.0

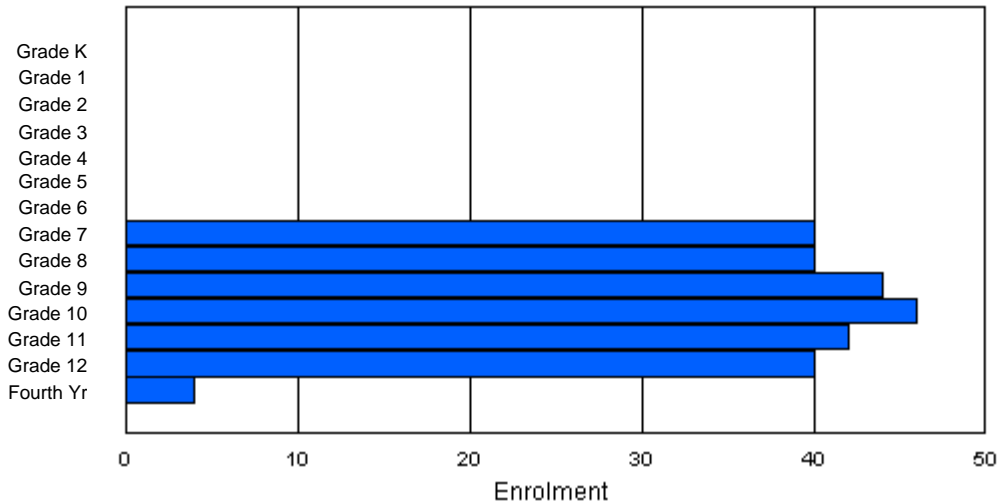
Enrolment By Age and Gender

Gender	Age																Total
	5	6	7	8	9	10	11	12	13	14	15	16	17	18	19	20>	
Male	0	0	0	0	0	0	0	22	20	25	22	25	18	4	1	0	137
Female	0	0	0	0	0	0	0	16	20	20	25	17	20	1	0	0	119
Total	0	0	0	0	0	0	0	38	40	45	47	42	38	5	1	0	256

Enrolment By Grade and Gender

Gender	Grade															Total
	K	1	2	3	4	5	6	7	8	9	10	11	12	4th		
Male	0	0	0	0	0	0	0	23	20	24	22	25	20	3	137	
Female	0	0	0	0	0	0	0	17	20	20	24	17	20	1	119	
Total	0	0	0	0	0	0	0	40	40	44	46	42	40	4	256	

Enrolment By Grade
For Lester Pearson Memorial High



* Data from the 2003-2004 AGR(Enrolment/Age as of the last day in Sept./Dec.)

** Newfoundland Statistics Classification System

*** May include itinerant teachers



**School Description Report
2003-04**

District 6 - Lewisporte/Gander

#189 - Lewisporte Academy, Lewisporte

Classification: Rural Community/Central Region**
Offers Distance Education: No

Grades: K-4

Number of Grades: 5

[School FTE PTR : 13.7](#)

[District FTE PTR : 12.8](#)

[Provincial FTE PTR : 13.5](#)

[FTE Teachers](#) *** : 16.5

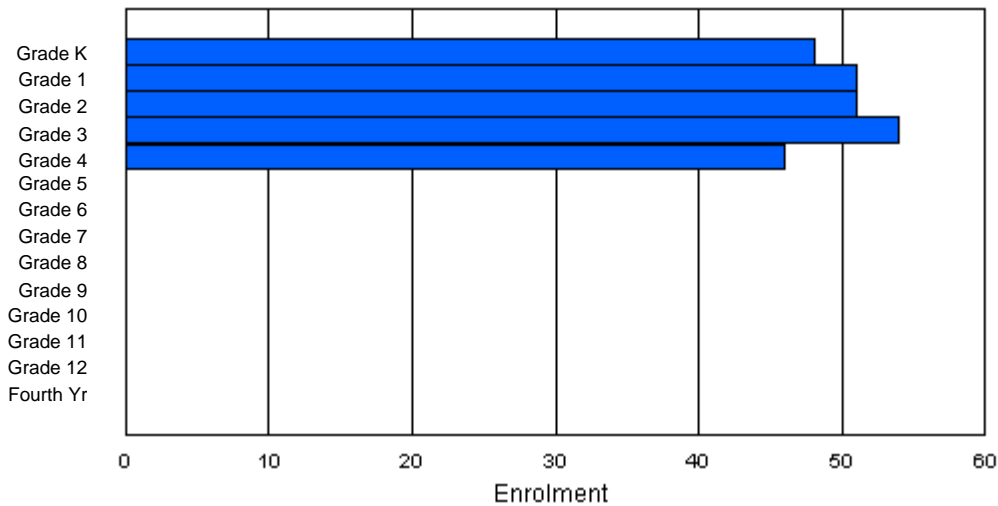
Enrolment By Age and Gender

Gender	Age																Total
	5	6	7	8	9	10	11	12	13	14	15	16	17	18	19	20>	
Male	22	30	22	30	21	4	0	0	0	0	0	0	0	0	0	0	129
Female	25	22	29	24	21	0	0	0	0	0	0	0	0	0	0	0	121
Total	47	52	51	54	42	4	0	0	0	0	0	0	0	0	0	0	250

Enrolment By Grade and Gender

Gender	Grade														Total
	K	1	2	3	4	5	6	7	8	9	10	11	12	4th	
Male	22	30	22	30	25	0	0	0	0	0	0	0	0	0	129
Female	26	21	29	24	21	0	0	0	0	0	0	0	0	0	121
Total	48	51	51	54	46	0	0	0	0	0	0	0	0	0	250

Enrolment By Grade
For Lewisporte Academy



* Data from the 2003-2004 AGR(Enrolment/Age as of the last day in Sept./Dec.)

** Newfoundland Statistics Classification System

*** May include itinerant teachers



**School Description Report
2003-04**

District 6 - Lewisporte/Gander

#190 - Lewisporte Collegiate, Lewisporte

Classification: Rural Community/Central Region**
Offers Distance Education: No

Grades: 10-12

Number of Grades: 3

[School FTE PTR : 16.4](#)

[District FTE PTR : 12.8](#)

[Provincial FTE PTR : 13.5](#)

[FTE Teachers](#) *** : 22.5

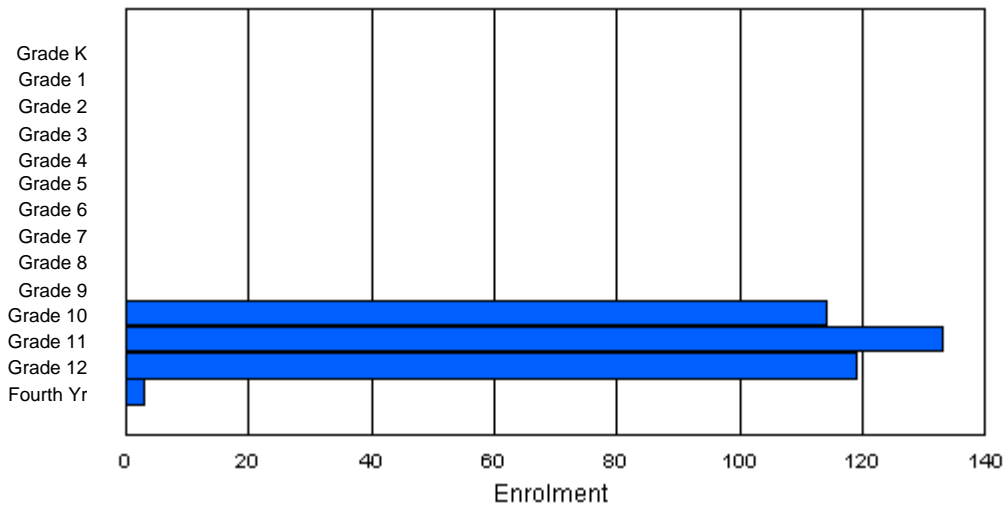
Enrolment By Age and Gender

Gender	Age																	Total
	5	6	7	8	9	10	11	12	13	14	15	16	17	18	19	20>		
Male	0	0	0	0	0	0	0	0	0	0	56	63	59	17	5	0	200	
Female	0	0	0	0	0	0	0	0	0	0	39	61	62	5	2	0	169	
Total	0	0	0	0	0	0	0	0	0	0	95	124	121	22	7	0	369	

Enrolment By Grade and Gender

Gender	Grade															Total
	K	1	2	3	4	5	6	7	8	9	10	11	12	4th		
Male	0	0	0	0	0	0	0	0	0	0	70	73	54	3	200	
Female	0	0	0	0	0	0	0	0	0	0	44	60	65	0	169	
Total	0	0	0	0	0	0	0	0	0	0	114	133	119	3	369	

Enrolment By Grade
For Lewisporte Collegiate



* Data from the 2003-2004 AGR(Enrolment/Age as of the last day in Sept./Dec.)

** Newfoundland Statistics Classification System

*** May include itinerant teachers



**School Description Report
2003-04**

District 6 - Lewisporte/Gander

#425 - Lewisporte Middle School, Lewisporte

Classification: Rural Community/Central Region**
Offers Distance Education: No

Grades: 5-9

Number of Grades: 5

[School FTE PTR : 13.6](#)

[District FTE PTR : 12.8](#)

[Provincial FTE PTR : 13.5](#)

[FTE Teachers](#) *** : 21.8

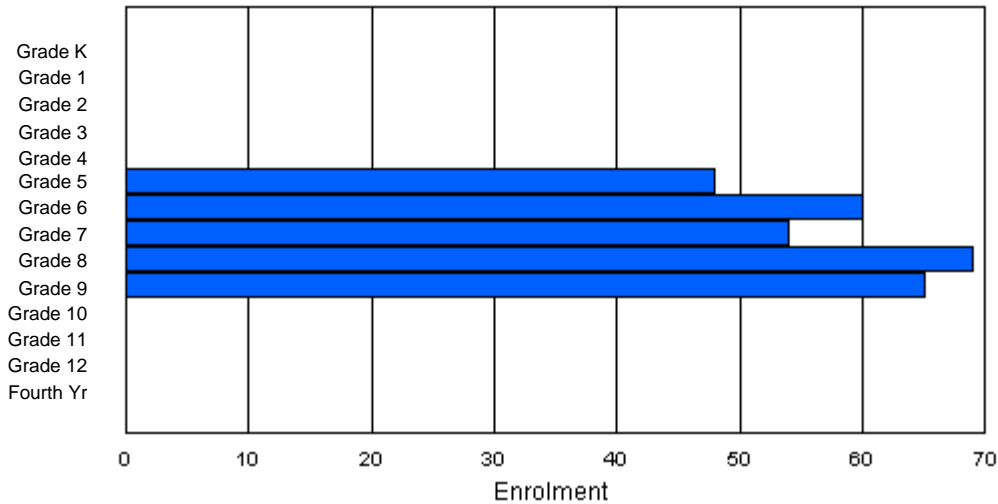
Enrolment By Age and Gender

Gender	Age																Total
	5	6	7	8	9	10	11	12	13	14	15	16	17	18	19	20>	
Male	0	0	0	0	0	27	31	24	38	33	0	0	1	0	1	1	156
Female	0	0	0	0	0	20	28	27	34	31	0	0	0	0	0	0	140
Total	0	0	0	0	0	47	59	51	72	64	0	0	1	0	1	1	296

Enrolment By Grade and Gender

Gender	Grade														Total
	K	1	2	3	4	5	6	7	8	9	10	11	12	4th	
Male	0	0	0	0	0	27	32	26	37	34	0	0	0	0	156
Female	0	0	0	0	0	21	28	28	32	31	0	0	0	0	140
Total	0	0	0	0	0	48	60	54	69	65	0	0	0	0	296

Enrolment By Grade
For Lewisporte Middle School



* Data from the 2003-2004 AGR(Enrolment/Age as of the last day in Sept./Dec.)

** Newfoundland Statistics Classification System

*** May include itinerant teachers



**School Description Report
2003-04**

District 6 - Lewisporte/Gander

#192 - Lumsden School Complex, Lumsden

Classification: Rural Community/Central Region**
Offers Distance Education: Yes

Grades: K-12

Number of Grades: 13

[School FTE PTR : 10.6](#)

[District FTE PTR : 12.8](#)

[Provincial FTE PTR : 13.5](#)

[FTE Teachers](#) *** : 14.0

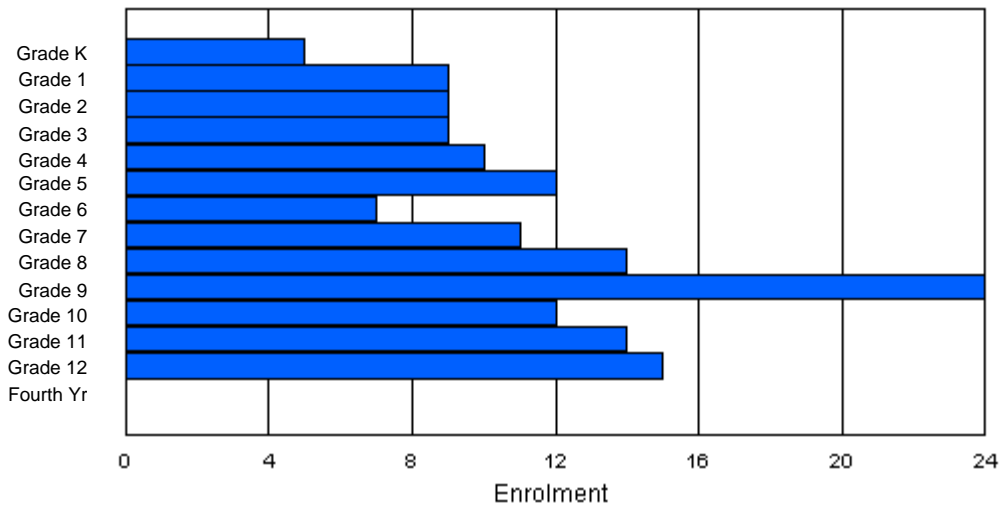
Enrolment By Age and Gender

Gender	Age																	Total
	5	6	7	8	9	10	11	12	13	14	15	16	17	18	19	20>		
Male	4	6	6	6	6	6	4	5	7	11	6	6	6	0	0	0	79	
Female	1	2	3	3	5	6	2	7	7	13	6	8	8	1	0	0	72	
Total	5	8	9	9	11	12	6	12	14	24	12	14	14	1	0	0	151	

Enrolment By Grade and Gender

Gender	Grade															Total
	K	1	2	3	4	5	6	7	8	9	10	11	12	4th		
Male	4	6	6	6	6	6	5	4	7	11	6	6	6	0	79	
Female	1	3	3	3	4	6	2	7	7	13	6	8	9	0	72	
Total	5	9	9	9	10	12	7	11	14	24	12	14	15	0	151	

Enrolment By Grade
For Lumsden School Complex



* Data from the 2003-2004 AGR(Enrolment/Age as of the last day in Sept./Dec.)

** Newfoundland Statistics Classification System

*** May include itinerant teachers



**School Description Report
2003-04**

District 6 - Lewisporte/Gander

#205 - Memorial Academy, Wesleyville

Classification: Rural Community/Central Region**
Offers Distance Education: No

Grades: K-6

Number of Grades: 7

[School FTE PTR : 12.8](#)

[District FTE PTR : 12.8](#)

[Provincial FTE PTR : 13.5](#)

[FTE Teachers](#) *** : 12.5

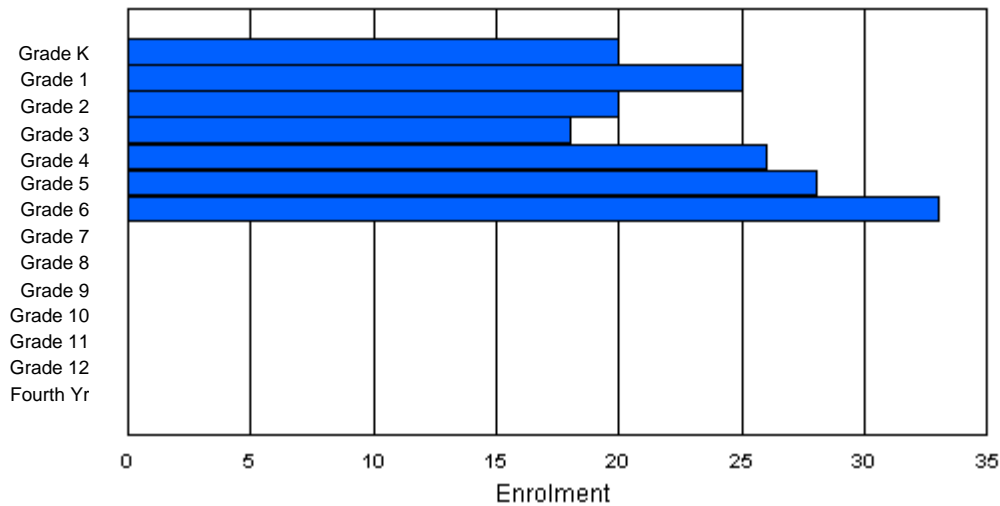
Enrolment By Age and Gender

Gender	Age																Total
	5	6	7	8	9	10	11	12	13	14	15	16	17	18	19	20>	
Male	7	13	12	12	13	10	19	0	0	0	0	0	0	0	0	0	86
Female	13	12	8	6	12	19	14	0	0	0	0	0	0	0	0	0	84
Total	20	25	20	18	25	29	33	0	0	0	0	0	0	0	0	0	170

Enrolment By Grade and Gender

Gender	Grade														Total
	K	1	2	3	4	5	6	7	8	9	10	11	12	4th	
Male	7	13	12	12	14	9	19	0	0	0	0	0	0	0	86
Female	13	12	8	6	12	19	14	0	0	0	0	0	0	0	84
Total	20	25	20	18	26	28	33	0	0	0	0	0	0	0	170

Enrolment By Grade
For Memorial Academy



* Data from the 2003-2004 AGR(Enrolment/Age as of the last day in Sept./Dec.)

** Newfoundland Statistics Classification System

*** May include itinerant teachers



**School Description Report
2003-04**

District 6 - Lewisporte/Gander

#478 - New World Island Academy, Virgin Arm

Classification: Rural Community/Central Region**
Offers Distance Education: No

Grades: K-12

Number of Grades: 13

[School FTE PTR : 13.4](#)

[District FTE PTR : 12.8](#)

[Provincial FTE PTR : 13.5](#)

[FTE Teachers](#) *** : 41.5

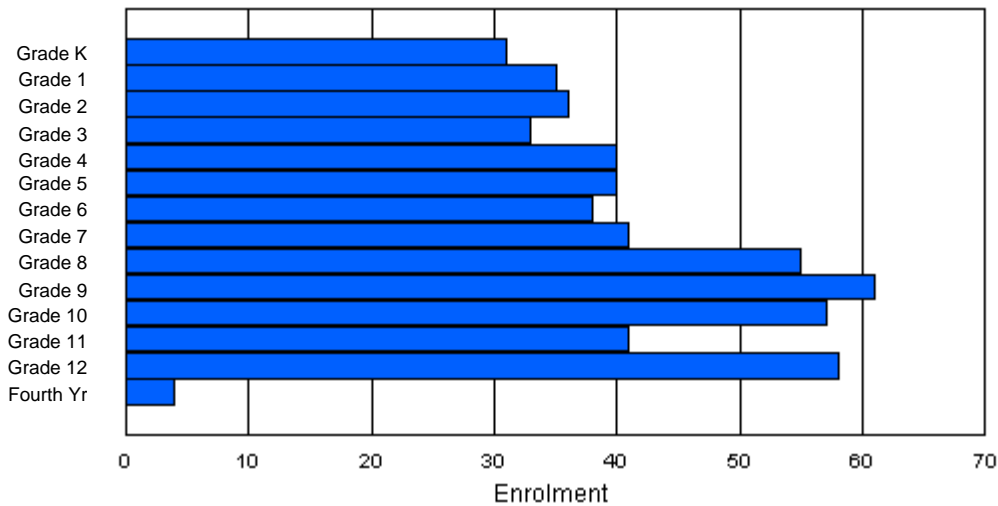
Enrolment By Age and Gender

Gender	Age																Total
	5	6	7	8	9	10	11	12	13	14	15	16	17	18	19	20>	
Male	15	22	19	16	24	19	23	23	32	37	28	19	26	7	1	1	312
Female	16	13	16	17	17	20	15	13	24	26	25	23	28	5	0	0	258
Total	31	35	35	33	41	39	38	36	56	63	53	42	54	12	1	1	570

Enrolment By Grade and Gender

Gender	Grade														Total
	K	1	2	3	4	5	6	7	8	9	10	11	12	4th	
Male	15	22	19	16	24	20	23	27	31	36	30	16	31	2	312
Female	16	13	17	17	16	20	15	14	24	25	27	25	27	2	258
Total	31	35	36	33	40	40	38	41	55	61	57	41	58	4	570

Enrolment By Grade
For New World Island Academy



* Data from the 2003-2004 AGR(Enrolment/Age as of the last day in Sept./Dec.)

** Newfoundland Statistics Classification System

*** May include itinerant teachers



**School Description Report
2003-04**

District 6 - Lewisporte/Gander

#206 - Riverwood Academy, Wing's Point

Classification: Rural Community/Central Region**
Offers Distance Education: Yes

Grades: K-12

Number of Grades: 13

[School FTE PTR : 13.5](#)

[District FTE PTR : 12.8](#)

[Provincial FTE PTR : 13.5](#)

[FTE Teachers](#) *** : 24.0

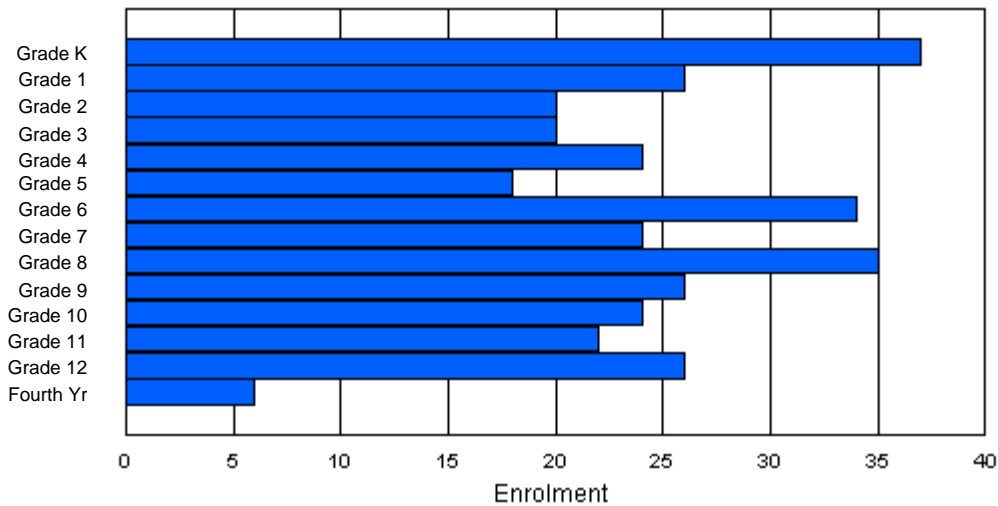
Enrolment By Age and Gender

Gender	Age																Total
	5	6	7	8	9	10	11	12	13	14	15	16	17	18	19	20>	
Male	18	9	16	8	11	7	15	16	20	17	10	10	12	3	0	1	173
Female	19	17	4	12	13	10	21	5	15	11	12	13	12	3	1	1	169
Total	37	26	20	20	24	17	36	21	35	28	22	23	24	6	1	2	342

Enrolment By Grade and Gender

Gender	Grade														Total
	K	1	2	3	4	5	6	7	8	9	10	11	12	4th	
Male	18	9	16	8	11	8	14	17	21	15	11	10	11	4	173
Female	19	17	4	12	13	10	20	7	14	11	13	12	15	2	169
Total	37	26	20	20	24	18	34	24	35	26	24	22	26	6	342

Enrolment By Grade
For Riverwood Academy



* Data from the 2003-2004 AGR(Enrolment/Age as of the last day in Sept./Dec.)

** Newfoundland Statistics Classification System

*** May include itinerant teachers



**School Description Report
2003-04**

District 6 - Lewisporte/Gander

#188 - Sandstone Academy, Ladle Cove

Classification: Rural Community/Central Region**
Offers Distance Education: No

Grades: K-6

Number of Grades: 7

[School FTE PTR : 8.2](#)

[District FTE PTR : 12.8](#)

[Provincial FTE PTR : 13.5](#)

[FTE Teachers](#) *** : 3.0

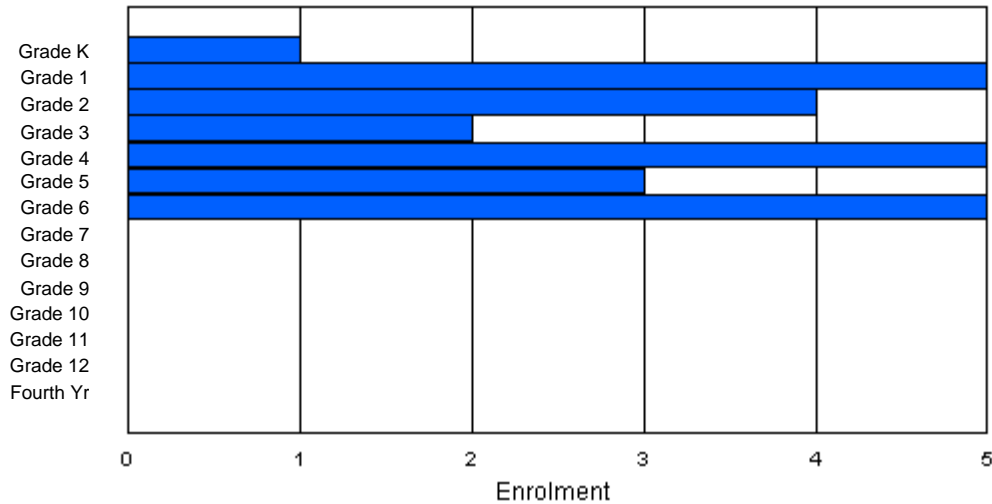
Enrolment By Age and Gender

Gender	Age																Total
	5	6	7	8	9	10	11	12	13	14	15	16	17	18	19	20>	
Male	1	4	4	0	2	0	2	0	0	0	0	0	0	0	0	0	13
Female	0	1	0	2	3	3	3	0	0	0	0	0	0	0	0	0	12
Total	1	5	4	2	5	3	5	0	0	0	0	0	0	0	0	0	25

Enrolment By Grade and Gender

Gender	Grade														Total
	K	1	2	3	4	5	6	7	8	9	10	11	12	4th	
Male	1	4	4	0	2	0	2	0	0	0	0	0	0	0	13
Female	0	1	0	2	3	3	3	0	0	0	0	0	0	0	12
Total	1	5	4	2	5	3	5	0	0	0	0	0	0	0	25

Enrolment By Grade
For Sandstone Academy



* Data from the 2003-2004 AGR(Enrolment/Age as of the last day in Sept./Dec.)

** Newfoundland Statistics Classification System

*** May include itinerant teachers



**School Description Report
2003-04**

District 6 - Lewisporte/Gander

#416 - Smallwood Academy, Gambo

Classification: Rural Community/Central Region**
Offers Distance Education: Yes

Grades: K-12

Number of Grades: 13

[School FTE PTR : 12.7](#)

[District FTE PTR : 12.8](#)

[Provincial FTE PTR : 13.5](#)

[FTE Teachers](#) *** : 28.5

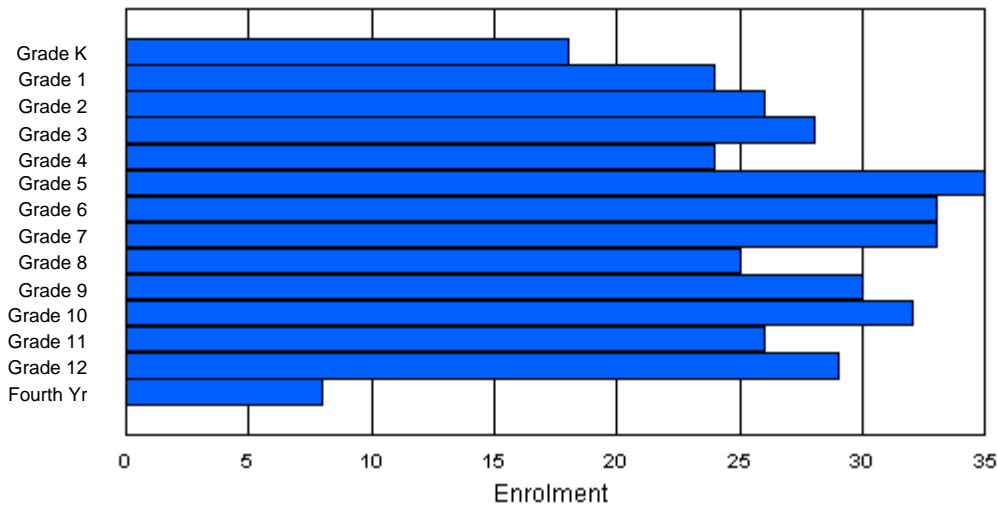
Enrolment By Age and Gender

Gender	Age																Total
	5	6	7	8	9	10	11	12	13	14	15	16	17	18	19	20>	
Male	8	12	9	17	12	13	14	17	14	12	20	19	14	4	1	0	186
Female	10	12	16	11	12	22	19	14	13	19	10	10	13	1	2	1	185
Total	18	24	25	28	24	35	33	31	27	31	30	29	27	5	3	1	371

Enrolment By Grade and Gender

Gender	Grade														Total
	K	1	2	3	4	5	6	7	8	9	10	11	12	4th	
Male	8	12	10	17	12	13	14	19	13	10	22	16	15	5	186
Female	10	12	16	11	12	22	19	14	12	20	10	10	14	3	185
Total	18	24	26	28	24	35	33	33	25	30	32	26	29	8	371

Enrolment By Grade
For Smallwood Academy



* Data from the 2003-2004 AGR(Enrolment/Age as of the last day in Sept./Dec.)

** Newfoundland Statistics Classification System

*** May include itinerant teachers



**School Description Report
2003-04**

District 6 - Lewisporte/Gander

#196 - St. Gabriel's AG, St. Brendan's

Classification: Rural Community/Central Region**
Offers Distance Education: Yes

Grades: 1-5,7-12

Number of Grades: 11

[School FTE PTR : 6.3](#)

[District FTE PTR : 12.8](#)

[Provincial FTE PTR : 13.5](#)

[FTE Teachers](#) *** : 6.0

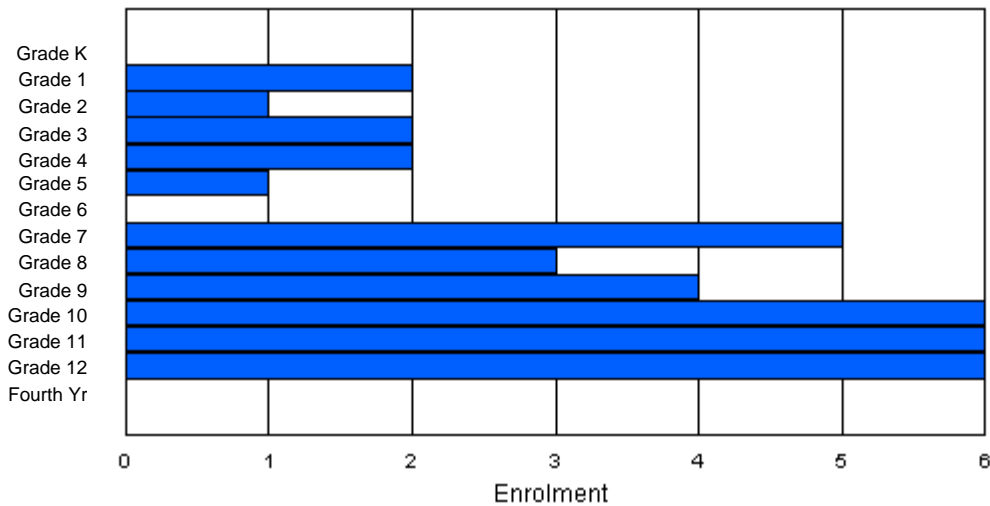
Enrolment By Age and Gender

Gender	Age																	Total
	5	6	7	8	9	10	11	12	13	14	15	16	17	18	19	20>		
Male	0	1	0	1	2	1	0	1	2	1	4	4	4	0	0	0	21	
Female	0	1	1	1	0	0	0	4	1	3	2	1	3	0	0	0	17	
Total	0	2	1	2	2	1	0	5	3	4	6	5	7	0	0	0	38	

Enrolment By Grade and Gender

Gender	Grade															Total
	K	1	2	3	4	5	6	7	8	9	10	11	12	4th		
Male	0	1	0	1	2	1	0	1	2	1	4	5	3	0	21	
Female	0	1	1	1	0	0	0	4	1	3	2	1	3	0	17	
Total	0	2	1	2	2	1	0	5	3	4	6	6	6	0	38	

Enrolment By Grade
For St. Gabriel's AG



* Data from the 2003-2004 AGR(Enrolment/Age as of the last day in Sept./Dec.)

** Newfoundland Statistics Classification System

*** May include itinerant teachers



**School Description Report
2003-04**

District 6 - Lewisporte/Gander

#420 - St. Paul's Intermediate School, Gander

Classification: Urban Community/Central Region**
Offers Distance Education: No

Grades: 7-9

Number of Grades: 3

[School FTE PTR : 15.6](#)

[District FTE PTR : 12.8](#)

[Provincial FTE PTR : 13.5](#)

[FTE Teachers](#) *** : 26.0

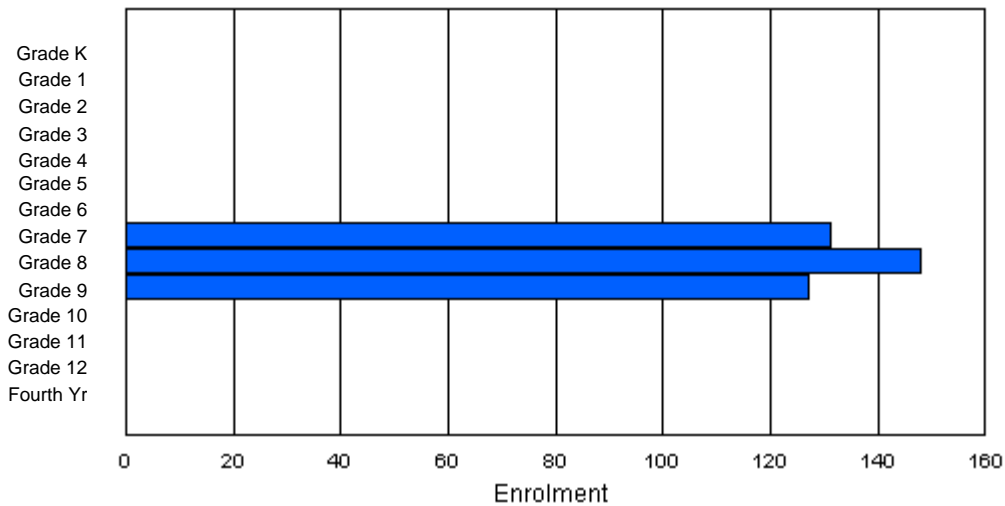
Enrolment By Age and Gender

Gender	Age																Total
	5	6	7	8	9	10	11	12	13	14	15	16	17	18	19	20>	
Male	0	0	0	0	0	0	1	73	74	73	1	0	0	0	0	0	222
Female	0	0	0	0	0	0	0	57	72	55	0	0	0	0	0	0	184
Total	0	0	0	0	0	0	1	130	146	128	1	0	0	0	0	0	406

Enrolment By Grade and Gender

Gender	Grade														Total
	K	1	2	3	4	5	6	7	8	9	10	11	12	4th	
Male	0	0	0	0	0	0	0	75	74	73	0	0	0	0	222
Female	0	0	0	0	0	0	0	56	74	54	0	0	0	0	184
Total	0	0	0	0	0	0	0	131	148	127	0	0	0	0	406

Enrolment By Grade
For St. Paul's Intermediate School



* Data from the 2003-2004 AGR(Enrolment/Age as of the last day in Sept./Dec.)

** Newfoundland Statistics Classification System

*** May include itinerant teachers



**School Description Report
2003-04**

District 6 - Lewisporte/Gander

#202 - Twillingate Island Elementary, Twillingate

Classification: Rural Community/Central Region**
Offers Distance Education: No

Grades: K-6

Number of Grades: 7

[School FTE PTR : 12.9](#)

[District FTE PTR : 12.8](#)

[Provincial FTE PTR : 13.5](#)

[FTE Teachers](#) *** : 13.5

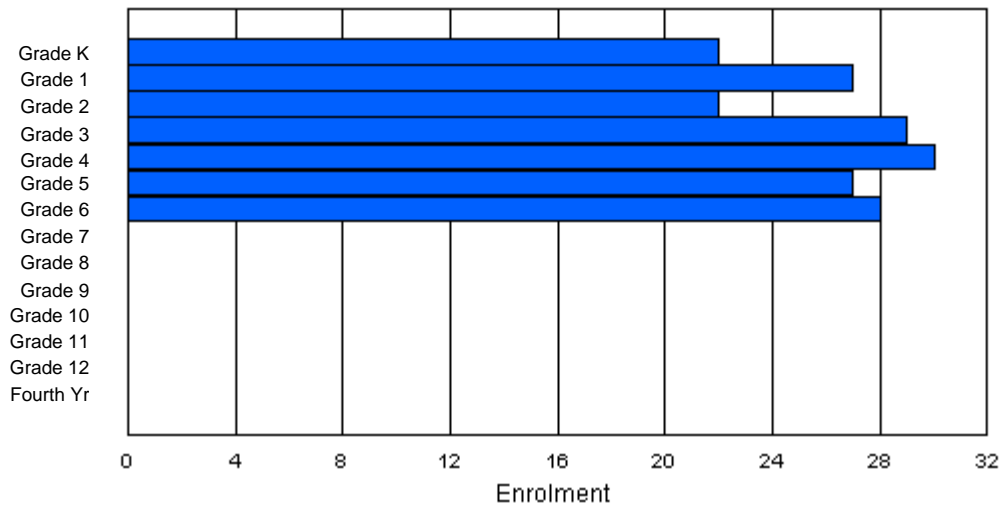
Enrolment By Age and Gender

Gender	Age																Total
	5	6	7	8	9	10	11	12	13	14	15	16	17	18	19	20>	
Male	10	10	11	16	14	13	14	1	0	0	0	0	0	0	0	0	89
Female	12	17	11	8	19	16	13	0	0	0	0	0	0	0	0	0	96
Total	22	27	22	24	33	29	27	1	0	0	0	0	0	0	0	0	185

Enrolment By Grade and Gender

Gender	Grade														Total
	K	1	2	3	4	5	6	7	8	9	10	11	12	4th	
Male	10	10	11	18	13	12	15	0	0	0	0	0	0	0	89
Female	12	17	11	11	17	15	13	0	0	0	0	0	0	0	96
Total	22	27	22	29	30	27	28	0	0	0	0	0	0	0	185

Enrolment By Grade
For Twillingate Island Elementary



* Data from the 2003-2004 AGR(Enrolment/Age as of the last day in Sept./Dec.)

** Newfoundland Statistics Classification System

*** May include itinerant teachers



**School Description Report
2003-04**

District 6 - Lewisporte/Gander

#183 - William Mercer Academy, Dover

Classification: Rural Community/Central Region**
Offers Distance Education: No

Grades: K-8

Number of Grades: 9

[School FTE PTR : 12.4](#)

[District FTE PTR : 12.8](#)

[Provincial FTE PTR : 13.5](#)

[FTE Teachers](#) *** : 14.0

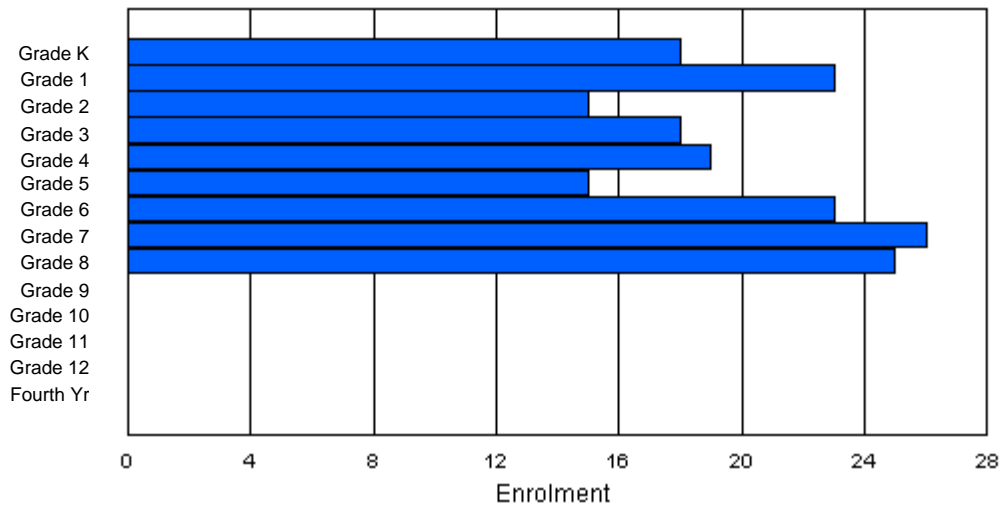
Enrolment By Age and Gender

Gender	Age																	Total
	5	6	7	8	9	10	11	12	13	14	15	16	17	18	19	20>		
Male	8	9	8	7	10	10	15	13	13	1	0	0	0	0	0	0	94	
Female	10	14	7	11	9	4	9	12	12	0	0	0	0	0	0	0	88	
Total	18	23	15	18	19	14	24	25	25	1	0	0	0	0	0	0	182	

Enrolment By Grade and Gender

Gender	Grade															Total
	K	1	2	3	4	5	6	7	8	9	10	11	12	4th		
Male	8	9	8	7	10	11	14	13	14	0	0	0	0	0	94	
Female	10	14	7	11	9	4	9	13	11	0	0	0	0	0	88	
Total	18	23	15	18	19	15	23	26	25	0	0	0	0	0	182	

Enrolment By Grade
For William Mercer Academy



* Data from the 2003-2004 AGR(Enrolment/Age as of the last day in Sept./Dec.)

** Newfoundland Statistics Classification System

*** May include itinerant teachers



**School Description Report
2003-04**

District 7 - Burin Peninsula

#223 - Christ the King School, Rushoon

Classification: Rural Community/Southern Region**
Offers Distance Education: Yes

Grades: K-12

Number of Grades: 13

[School FTE PTR : 9.9](#)

[District FTE PTR : 12.5](#)

[Provincial FTE PTR : 13.5](#)

[FTE Teachers](#) *** : 19.8

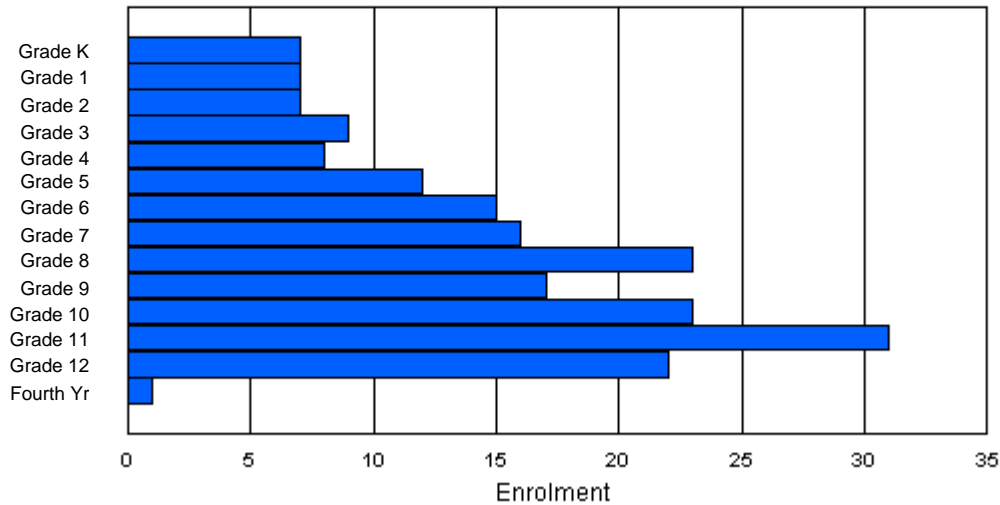
Enrolment By Age and Gender

Gender	Age																	Total
	5	6	7	8	9	10	11	12	13	14	15	16	17	18	19	20>		
Male	4	5	4	1	1	8	8	9	14	12	7	14	17	5	0	0	109	
Female	3	2	3	8	7	4	7	7	7	5	7	21	6	1	1	0	89	
Total	7	7	7	9	8	12	15	16	21	17	14	35	23	6	1	0	198	

Enrolment By Grade and Gender

Gender	Grade															Total
	K	1	2	3	4	5	6	7	8	9	10	11	12	4th		
Male	4	5	4	1	1	8	8	9	16	11	12	16	14	0	109	
Female	3	2	3	8	7	4	7	7	7	6	11	15	8	1	89	
Total	7	7	7	9	8	12	15	16	23	17	23	31	22	1	198	

Enrolment By Grade
For Christ the King School



* Data from the 2003-2004 AGR(Enrolment/Age as of the last day in Sept./Dec.)

** Newfoundland Statistics Classification System

*** May include itinerant teachers



**School Description Report
2003-04**

District 7 - Burin Peninsula

#224 - Donald C. Jamieson Academy, Salt Pond

Classification: Rural Community/Southern Region**
Offers Distance Education: No

Grades: K-7

Number of Grades: 8

[School FTE PTR : 13.5](#)

[District FTE PTR : 12.5](#)

[Provincial FTE PTR : 13.5](#)

[FTE Teachers](#) *** : 30.0

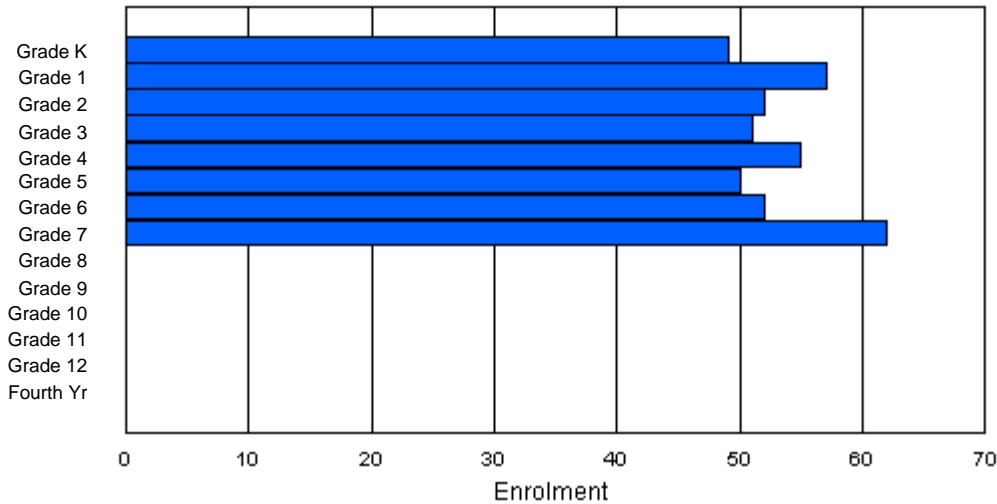
Enrolment By Age and Gender

Gender	Age																Total
	5	6	7	8	9	10	11	12	13	14	15	16	17	18	19	20>	
Male	23	26	25	21	31	30	27	26	1	2	0	0	0	0	0	0	212
Female	27	30	26	30	23	22	24	33	0	0	0	1	0	0	0	0	216
Total	50	56	51	51	54	52	51	59	1	2	0	1	0	0	0	0	428

Enrolment By Grade and Gender

Gender	Grade														Total
	K	1	2	3	4	5	6	7	8	9	10	11	12	4th	
Male	23	26	25	22	32	28	29	27	0	0	0	0	0	0	212
Female	26	31	27	29	23	22	23	35	0	0	0	0	0	0	216
Total	49	57	52	51	55	50	52	62	0	0	0	0	0	0	428

Enrolment By Grade
For Donald C. Jamieson Academy



* Data from the 2003-2004 AGR(Enrolment/Age as of the last day in Sept./Dec.)

** Newfoundland Statistics Classification System

*** May include itinerant teachers



**School Description Report
2003-04**

District 7 - Burin Peninsula

#226 - Fortune Bay Academy, St. Bernard's - Jacques Fontaine

Classification: Rural Community/Southern Region**
Offers Distance Education: Yes

Grades: K-12

Number of Grades: 13

[School FTE PTR : 10.0](#)

[District FTE PTR : 12.5](#)

[Provincial FTE PTR : 13.5](#)

[FTE Teachers](#) *** : 18.0

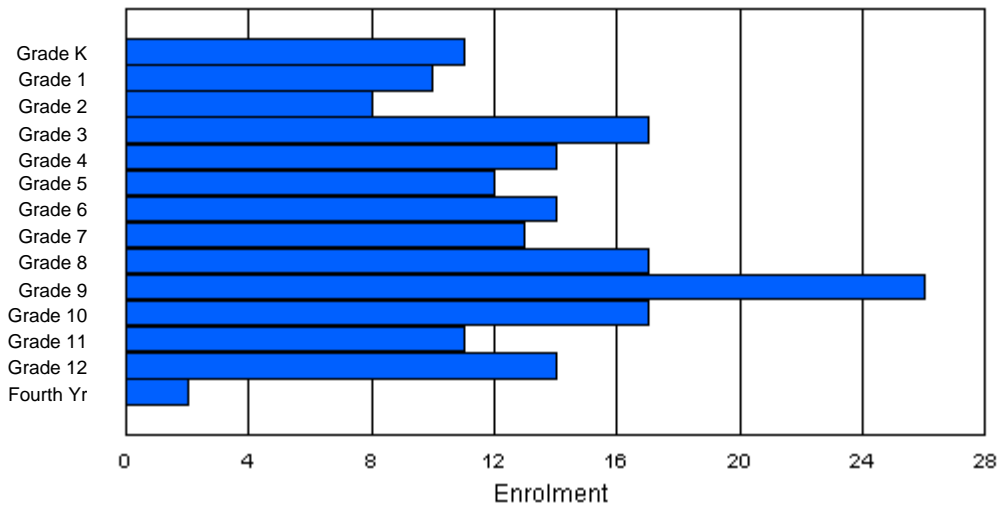
Enrolment By Age and Gender

Gender	Age																	Total
	5	6	7	8	9	10	11	12	13	14	15	16	17	18	19	20>		
Male	5	5	4	9	7	5	8	5	8	12	9	9	9	2	1	0	98	
Female	6	5	2	10	7	6	5	9	7	10	12	4	5	0	0	0	88	
Total	11	10	6	19	14	11	13	14	15	22	21	13	14	2	1	0	186	

Enrolment By Grade and Gender

Gender	Grade														Total
	K	1	2	3	4	5	6	7	8	9	10	11	12	4th	
Male	5	5	5	8	7	5	9	4	10	14	8	8	8	2	98
Female	6	5	3	9	7	7	5	9	7	12	9	3	6	0	88
Total	11	10	8	17	14	12	14	13	17	26	17	11	14	2	186

Enrolment By Grade
For Fortune Bay Academy



* Data from the 2003-2004 AGR(Enrolment/Age as of the last day in Sept./Dec.)

** Newfoundland Statistics Classification System

*** May include itinerant teachers



**School Description Report
2003-04**

District 7 - Burin Peninsula

#427 - Holy Name of Mary Academy, Lawn

Classification: Rural Community/Southern Region**
Offers Distance Education: Yes

Grades: K-12

Number of Grades: 13

[School FTE PTR : 10.6](#)

[District FTE PTR : 12.5](#)

[Provincial FTE PTR : 13.5](#)

[FTE Teachers](#) *** : 15.0

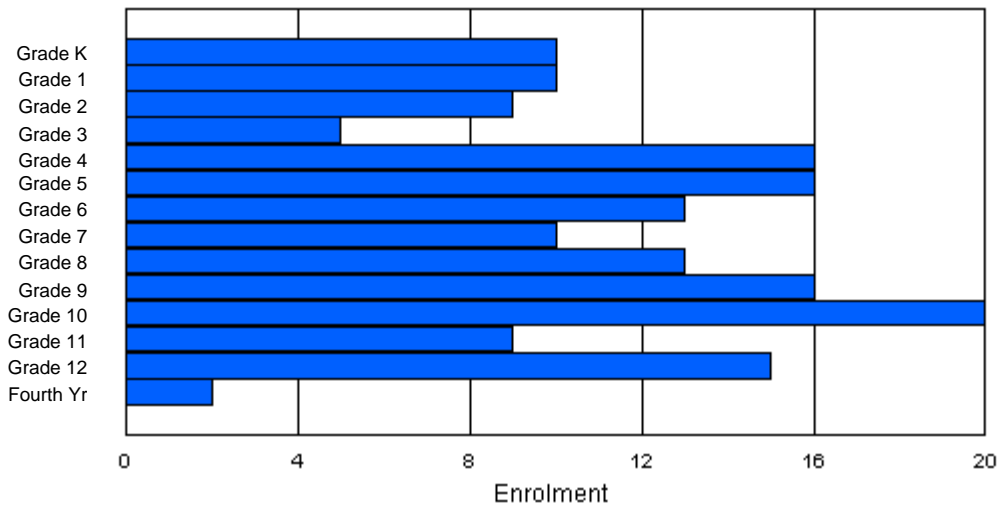
Enrolment By Age and Gender

Gender	Age																	Total
	5	6	7	8	9	10	11	12	13	14	15	16	17	18	19	20>		
Male	8	7	5	2	8	9	8	8	5	7	8	6	9	1	1	0	92	
Female	2	3	4	3	8	7	4	3	6	11	9	5	7	0	0	0	72	
Total	10	10	9	5	16	16	12	11	11	18	17	11	16	1	1	0	164	

Enrolment By Grade and Gender

Gender	Grade														Total
	K	1	2	3	4	5	6	7	8	9	10	11	12	4th	
Male	8	7	5	2	8	9	9	7	6	6	11	4	8	2	92
Female	2	3	4	3	8	7	4	3	7	10	9	5	7	0	72
Total	10	10	9	5	16	16	13	10	13	16	20	9	15	2	164

Enrolment By Grade
For Holy Name of Mary Academy



* Data from the 2003-2004 AGR(Enrolment/Age as of the last day in Sept./Dec.)

** Newfoundland Statistics Classification System

*** May include itinerant teachers



**School Description Report
2003-04**

District 7 - Burin Peninsula

#214 - John Burke High School, Grand Bank

Classification: Rural Community/Southern Region**
Offers Distance Education: Yes

Grades: 8-12

Number of Grades: 5

[School FTE PTR : 14.6](#)

[District FTE PTR : 12.5](#)

[Provincial FTE PTR : 13.5](#)

[FTE Teachers](#) *** : 19.3

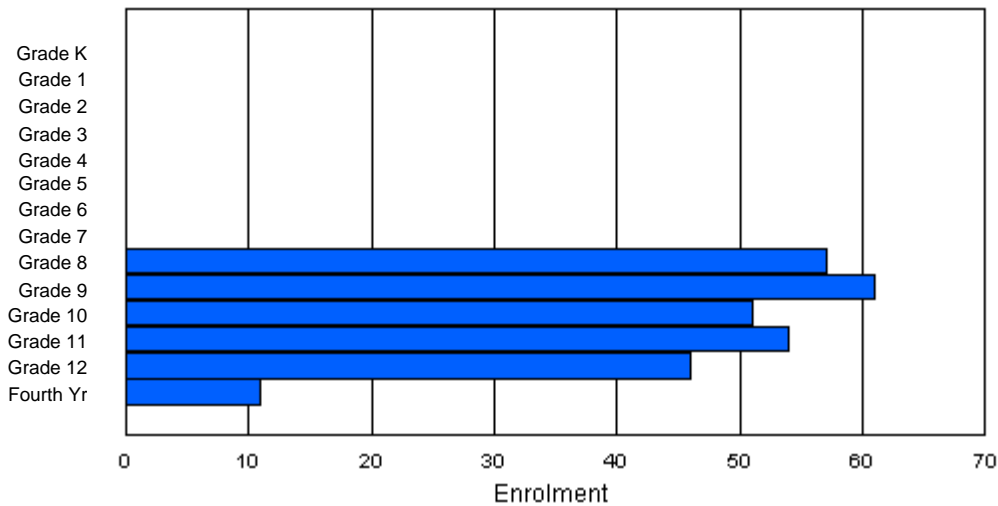
Enrolment By Age and Gender

Gender	Age																	Total
	5	6	7	8	9	10	11	12	13	14	15	16	17	18	19	20>		
Male	0	0	0	0	0	1	0	0	22	29	21	33	16	8	2	0	132	
Female	0	0	0	0	0	0	0	0	24	29	29	25	33	5	3	0	148	
Total	0	0	0	0	0	1	0	0	46	58	50	58	49	13	5	0	280	

Enrolment By Grade and Gender

Gender	Grade															Total
	K	1	2	3	4	5	6	7	8	9	10	11	12	4th		
Male	0	0	0	0	0	0	0	0	27	36	19	28	15	7	132	
Female	0	0	0	0	0	0	0	0	30	25	32	26	31	4	148	
Total	0	0	0	0	0	0	0	0	57	61	51	54	46	11	280	

Enrolment By Grade
For John Burke High School



* Data from the 2003-2004 AGR(Enrolment/Age as of the last day in Sept./Dec.)

** Newfoundland Statistics Classification System

*** May include itinerant teachers



**School Description Report
2003-04**

District 7 - Burin Peninsula

#213 - Lake Academy, Fortune

Classification: Rural Community/Southern Region**
Offers Distance Education: No

Grades: K-7

Number of Grades: 8

[School FTE PTR : 13.2](#)

[District FTE PTR : 12.5](#)

[Provincial FTE PTR : 13.5](#)

[FTE Teachers](#) *** : 22.5

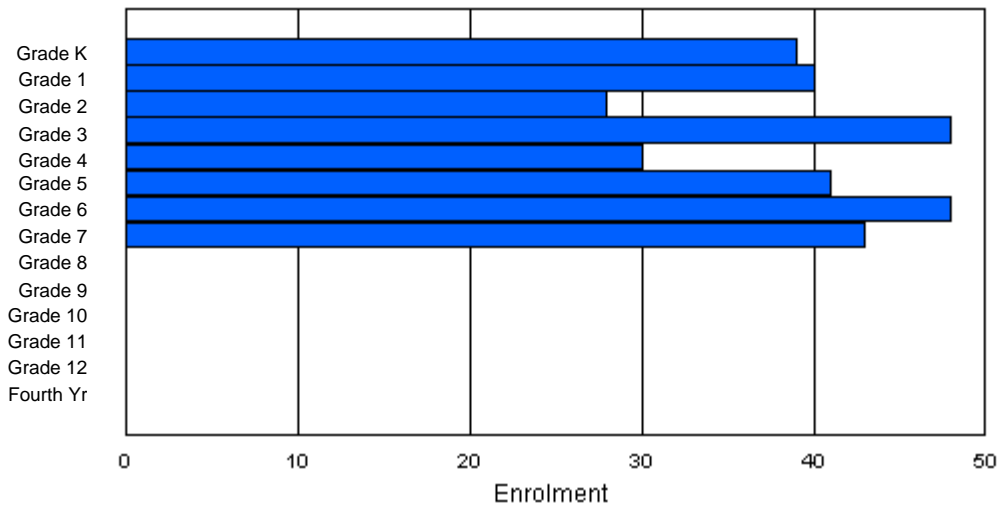
Enrolment By Age and Gender

Gender	Age																Total
	5	6	7	8	9	10	11	12	13	14	15	16	17	18	19	20>	
Male	21	18	10	26	16	24	27	25	0	0	0	0	0	0	0	0	167
Female	17	21	17	25	14	15	21	19	1	0	0	0	0	0	0	0	150
Total	38	39	27	51	30	39	48	44	1	0	0	0	0	0	0	0	317

Enrolment By Grade and Gender

Gender	Grade														Total
	K	1	2	3	4	5	6	7	8	9	10	11	12	4th	
Male	21	19	12	23	16	25	28	23	0	0	0	0	0	0	167
Female	18	21	16	25	14	16	20	20	0	0	0	0	0	0	150
Total	39	40	28	48	30	41	48	43	0	0	0	0	0	0	317

Enrolment By Grade
For Lake Academy



* Data from the 2003-2004 AGR(Enrolment/Age as of the last day in Sept./Dec.)

** Newfoundland Statistics Classification System

*** May include itinerant teachers



**School Description Report
2003-04**

District 7 - Burin Peninsula

#219 - Marystown Central High, Marystown

Classification: Urban Community/Southern Region*
Offers Distance Education: No

Grades: 10-12

Number of Grades: 3

[School FTE PTR : 15.5](#)

[District FTE PTR : 12.5](#)

[Provincial FTE PTR : 13.5](#)

[FTE Teachers](#) *** : 31.5

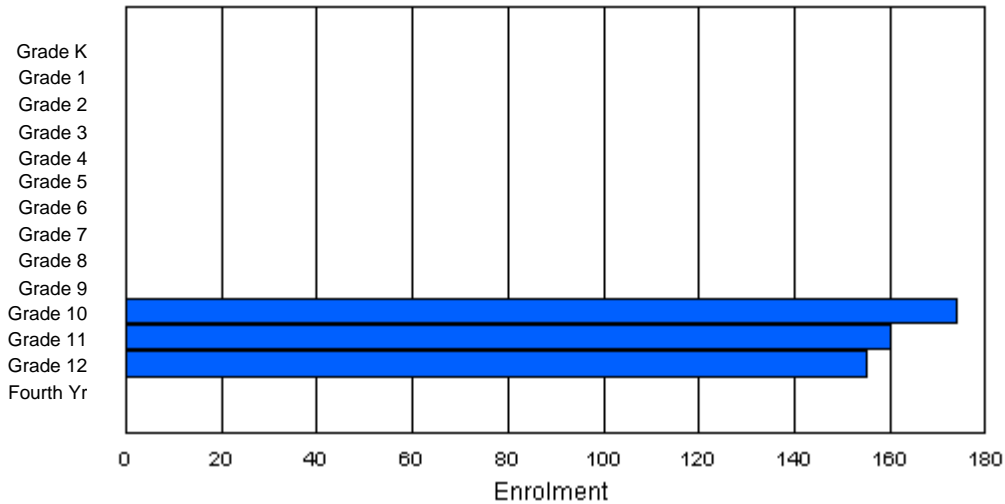
Enrolment By Age and Gender

Gender	Age																	Total
	5	6	7	8	9	10	11	12	13	14	15	16	17	18	19	20>		
Male	0	0	0	0	0	0	0	0	0	10	87	72	55	22	4	0	250	
Female	0	0	0	0	0	0	0	0	0	16	54	93	66	10	0	0	239	
Total	0	0	0	0	0	0	0	0	0	26	141	165	121	32	4	0	489	

Enrolment By Grade and Gender

Gender	Grade															Total
	K	1	2	3	4	5	6	7	8	9	10	11	12	4th		
Male	0	0	0	0	0	0	0	0	0	0	102	77	71	0	250	
Female	0	0	0	0	0	0	0	0	0	0	72	83	84	0	239	
Total	0	0	0	0	0	0	0	0	0	0	174	160	155	0	489	

Enrolment By Grade
For Marystown Central High



* Data from the 2003-2004 AGR(Enrolment/Age as of the last day in Sept./Dec.)

** Newfoundland Statistics Classification System

*** May include itinerant teachers



**School Description Report
2003-04**

District 7 - Burin Peninsula

#209 - Pearce Junior High, Salt Pond

Classification: Rural Community/Southern Region**
Offers Distance Education: No

Grades: 8-9

Number of Grades: 2

[School FTE PTR : 17.8](#)

[District FTE PTR : 12.5](#)

[Provincial FTE PTR : 13.5](#)

[FTE Teachers](#) *** : 20.8

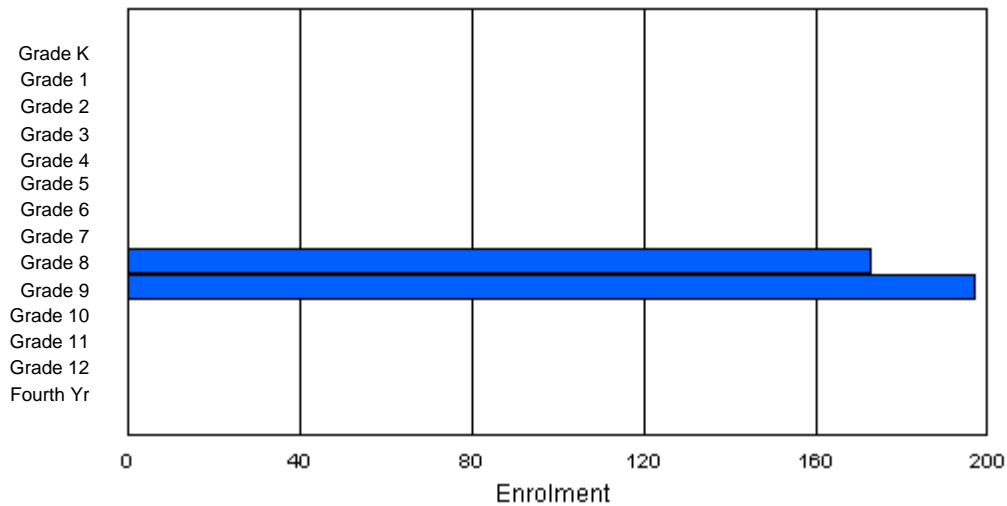
Enrolment By Age and Gender

Gender	Age																	Total
	5	6	7	8	9	10	11	12	13	14	15	16	17	18	19	20>		
Male	0	0	0	0	0	0	0	1	69	89	30	3	1	0	0	0	193	
Female	0	0	0	0	0	0	0	1	77	86	11	2	0	0	0	0	177	
Total	0	0	0	0	0	0	0	2	146	175	41	5	1	0	0	0	370	

Enrolment By Grade and Gender

Gender	Grade														Total
	K	1	2	3	4	5	6	7	8	9	10	11	12	4th	
Male	0	0	0	0	0	0	0	0	85	108	0	0	0	0	193
Female	0	0	0	0	0	0	0	0	88	89	0	0	0	0	177
Total	0	0	0	0	0	0	0	0	173	197	0	0	0	0	370

Enrolment By Grade
For Pearce Junior High



* Data from the 2003-2004 AGR(Enrolment/Age as of the last day in Sept./Dec.)

** Newfoundland Statistics Classification System

*** May include itinerant teachers



**School Description Report
2003-04**

District 7 - Burin Peninsula

#220 - Sacred Heart Elementary, Marystown

Classification: Urban Community/Southern Region*
Offers Distance Education: No

Grades: K-7

Number of Grades: 8

[School FTE PTR : 14.8](#)

[District FTE PTR : 12.5](#)

[Provincial FTE PTR : 13.5](#)

[FTE Teachers](#) *** : 41.0

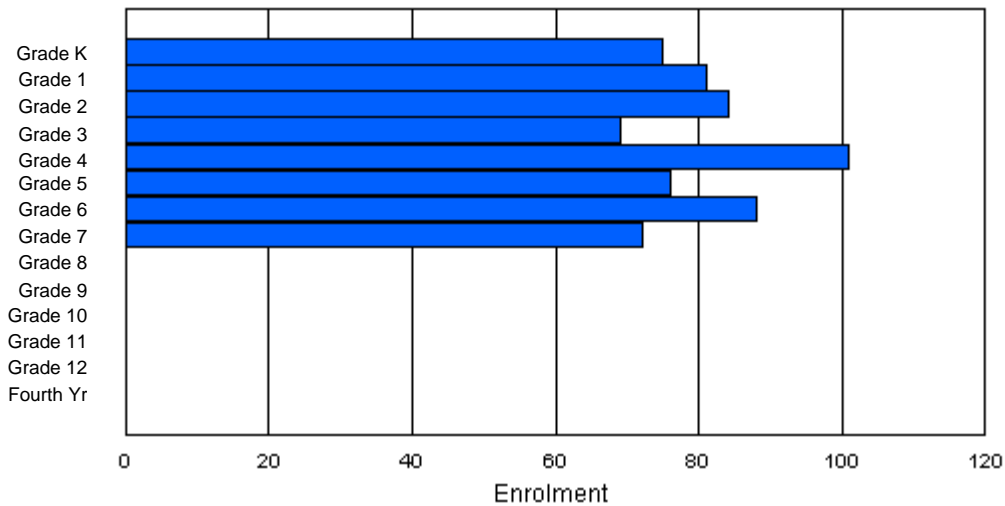
Enrolment By Age and Gender

Gender	Age																Total
	5	6	7	8	9	10	11	12	13	14	15	16	17	18	19	20>	
Male	34	46	55	32	58	44	40	31	5	0	0	0	0	0	0	0	345
Female	40	31	31	38	40	34	49	36	1	0	0	0	1	0	0	0	301
Total	74	77	86	70	98	78	89	67	6	0	0	0	1	0	0	0	646

Enrolment By Grade and Gender

Gender	Grade														Total
	K	1	2	3	4	5	6	7	8	9	10	11	12	4th	
Male	35	48	55	30	62	42	39	34	0	0	0	0	0	0	345
Female	40	33	29	39	39	34	49	38	0	0	0	0	0	0	301
Total	75	81	84	69	101	76	88	72	0	0	0	0	0	0	646

Enrolment By Grade
For Sacred Heart Elementary



* Data from the 2003-2004 AGR(Enrolment/Age as of the last day in Sept./Dec.)

** Newfoundland Statistics Classification System

*** May include itinerant teachers



**School Description Report
2003-04**

District 7 - Burin Peninsula

#225 - St. Anne's School, South East Bight

Classification: Rural Community/Southern Region**
Offers Distance Education: Yes

Grades: K-4,6-10

Number of Grades: 10

[School FTE PTR : 6.3](#)

[District FTE PTR : 12.5](#)

[Provincial FTE PTR : 13.5](#)

[FTE Teachers](#) *** : 3.0

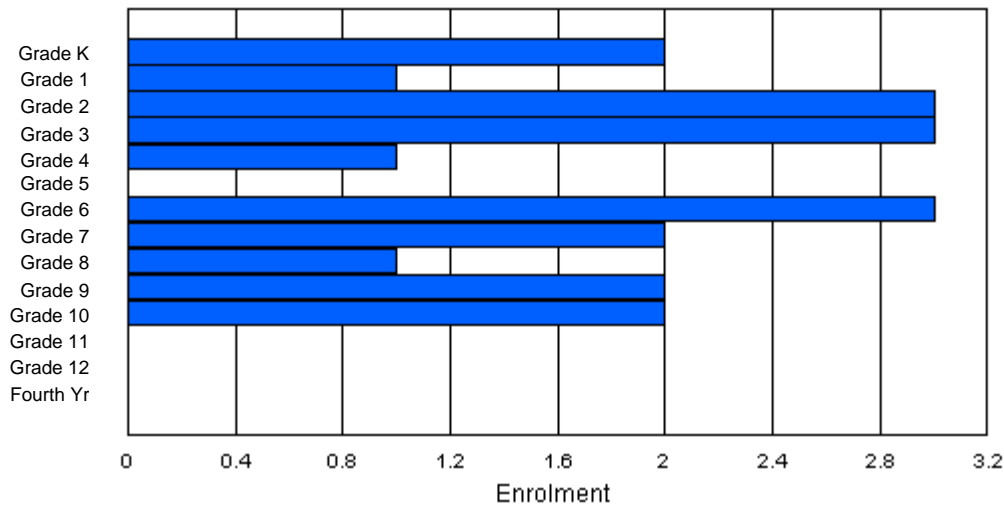
Enrolment By Age and Gender

Gender	Age																	Total
	5	6	7	8	9	10	11	12	13	14	15	16	17	18	19	20>		
Male	2	0	2	2	0	0	2	1	0	0	0	0	0	0	0	0	9	
Female	0	1	1	1	1	0	1	1	1	2	2	0	0	0	0	0	11	
Total	2	1	3	3	1	0	3	2	1	2	2	0	0	0	0	0	20	

Enrolment By Grade and Gender

Gender	Grade															Total
	K	1	2	3	4	5	6	7	8	9	10	11	12	4th		
Male	2	0	2	2	0	0	2	1	0	0	0	0	0	0	9	
Female	0	1	1	1	1	0	1	1	1	2	2	0	0	0	11	
Total	2	1	3	3	1	0	3	2	1	2	2	0	0	0	20	

Enrolment By Grade
For St. Anne's School



* Data from the 2003-2004 AGR(Enrolment/Age as of the last day in Sept./Dec.)

** Newfoundland Statistics Classification System

*** May include itinerant teachers



**School Description Report
2003-04**

District 7 - Burin Peninsula

#212 - St. George's School, English Hr. East

Classification: Rural Community/Southern Region**
Offers Distance Education: No

Grades: K-2,5-6

Number of Grades: 5

[School FTE PTR : 7.3](#)

[District FTE PTR : 12.5](#)

[Provincial FTE PTR : 13.5](#)

[FTE Teachers](#) *** : 2.0

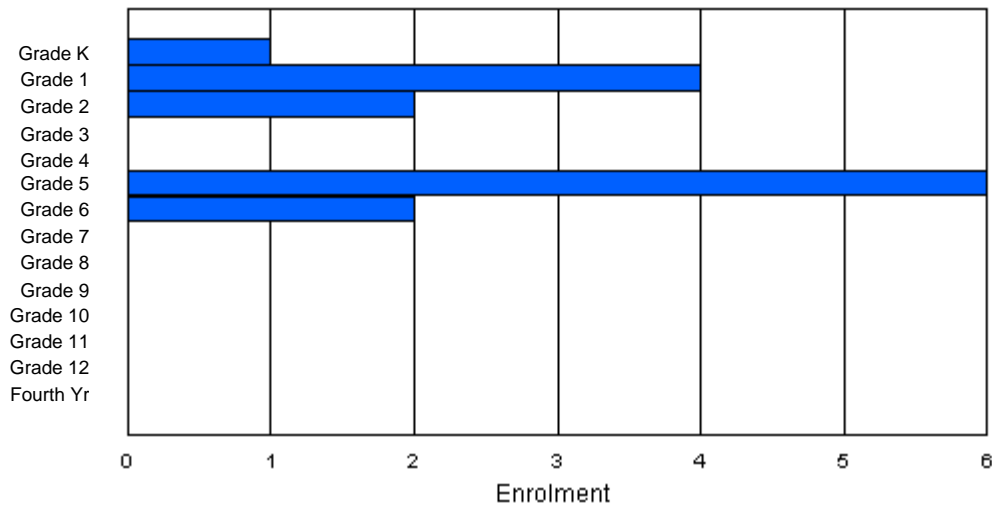
Enrolment By Age and Gender

Gender	Age																Total
	5	6	7	8	9	10	11	12	13	14	15	16	17	18	19	20>	
Male	1	2	2	0	0	3	1	0	0	0	0	0	0	0	0	0	9
Female	0	2	0	0	0	3	1	0	0	0	0	0	0	0	0	0	6
Total	1	4	2	0	0	6	2	0	0	0	0	0	0	0	0	0	15

Enrolment By Grade and Gender

Gender	Grade															Total
	K	1	2	3	4	5	6	7	8	9	10	11	12	4th		
Male	1	2	2	0	0	3	1	0	0	0	0	0	0	0	9	
Female	0	2	0	0	0	3	1	0	0	0	0	0	0	0	6	
Total	1	4	2	0	0	6	2	0	0	0	0	0	0	0	15	

Enrolment By Grade
For St. George's School



* Data from the 2003-2004 AGR(Enrolment/Age as of the last day in Sept./Dec.)

** Newfoundland Statistics Classification System

*** May include itinerant teachers



**School Description Report
2003-04**

District 7 - Burin Peninsula

#218 - St. Joseph's Academy, Lamaline

Classification: Rural Community/Southern Region**
Offers Distance Education: Yes

Grades: K-12

Number of Grades: 13

[School FTE PTR : 9.2](#)

[District FTE PTR : 12.5](#)

[Provincial FTE PTR : 13.5](#)

[FTE Teachers](#) *** : 17.8

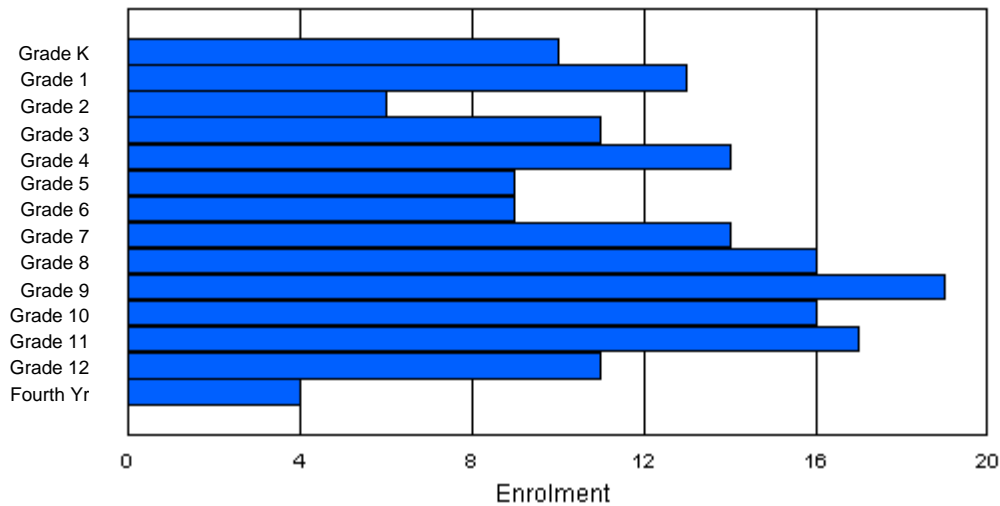
Enrolment By Age and Gender

Gender	Age																	Total
	5	6	7	8	9	10	11	12	13	14	15	16	17	18	19	20>		
Male	4	10	3	6	11	3	4	3	9	10	9	9	4	3	4	0	92	
Female	6	3	3	4	4	6	5	7	6	8	5	10	8	1	1	0	77	
Total	10	13	6	10	15	9	9	10	15	18	14	19	12	4	5	0	169	

Enrolment By Grade and Gender

Gender	Grade															Total
	K	1	2	3	4	5	6	7	8	9	10	11	12	4th		
Male	4	10	3	7	10	3	4	6	11	10	11	6	4	3	92	
Female	6	3	3	4	4	6	5	8	5	9	5	11	7	1	77	
Total	10	13	6	11	14	9	9	14	16	19	16	17	11	4	169	

Enrolment By Grade
For St. Joseph's Academy



* Data from the 2003-2004 AGR(Enrolment/Age as of the last day in Sept./Dec.)

** Newfoundland Statistics Classification System

*** May include itinerant teachers



**School Description Report
2003-04**

District 7 - Burin Peninsula

#229 - St. Joseph's All Grade, Terrenceville

Classification: Rural Community/Southern Region**
Offers Distance Education: Yes

Grades: K-12

Number of Grades: 13

[School FTE PTR : 9.7](#)

[District FTE PTR : 12.5](#)

[Provincial FTE PTR : 13.5](#)

[FTE Teachers](#) *** : 15.0

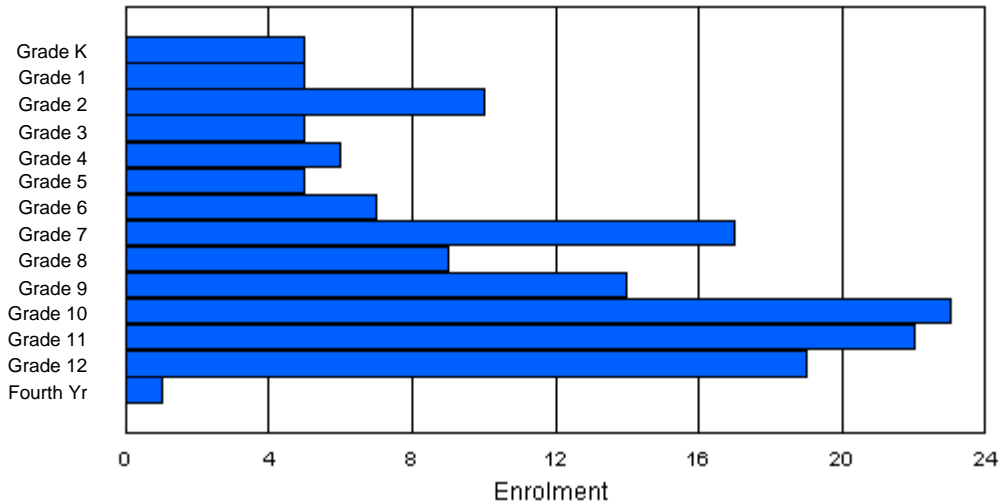
Enrolment By Age and Gender

Gender	Age																	Total
	5	6	7	8	9	10	11	12	13	14	15	16	17	18	19	20>		
Male	4	4	5	3	2	3	4	4	5	7	8	15	9	2	0	0	75	
Female	1	1	2	5	2	3	3	10	4	6	15	10	8	2	1	0	73	
Total	5	5	7	8	4	6	7	14	9	13	23	25	17	4	1	0	148	

Enrolment By Grade and Gender

Gender	Grade															Total
	K	1	2	3	4	5	6	7	8	9	10	11	12	4th		
Male	4	4	7	1	3	3	3	7	6	6	9	12	10	0	75	
Female	1	1	3	4	3	2	4	10	3	8	14	10	9	1	73	
Total	5	5	10	5	6	5	7	17	9	14	23	22	19	1	148	

Enrolment By Grade
For St. Joseph's All Grade



* Data from the 2003-2004 AGR(Enrolment/Age as of the last day in Sept./Dec.)

** Newfoundland Statistics Classification System

*** May include itinerant teachers



**School Description Report
2003-04**

District 7 - Burin Peninsula

#228 - St. Lawrence Academy, St. Lawrence

Classification: Rural Community/Southern Region**
Offers Distance Education: Yes

Grades: K-12

Number of Grades: 13

[School FTE PTR : 12.7](#)

[District FTE PTR : 12.5](#)

[Provincial FTE PTR : 13.5](#)

[FTE Teachers](#) *** : 23.0

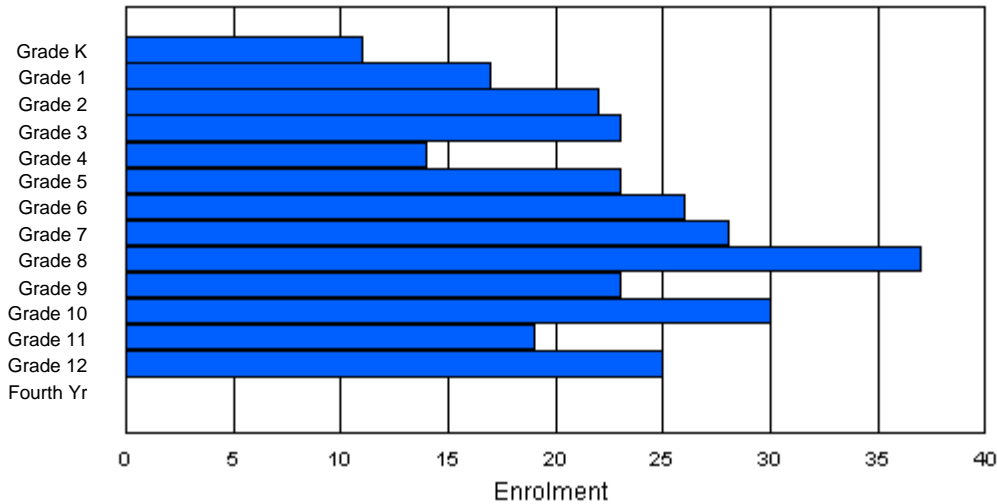
Enrolment By Age and Gender

Gender	Age																	Total
	5	6	7	8	9	10	11	12	13	14	15	16	17	18	19	20>		
Male	9	7	12	5	13	13	12	14	16	11	20	7	8	4	0	0	151	
Female	2	6	10	13	9	9	12	12	19	12	12	14	14	3	0	0	147	
Total	11	13	22	18	22	22	24	26	35	23	32	21	22	7	0	0	298	

Enrolment By Grade and Gender

Gender	Grade														Total
	K	1	2	3	4	5	6	7	8	9	10	11	12	4th	
Male	9	10	10	12	6	13	14	15	18	12	15	6	11	0	151
Female	2	7	12	11	8	10	12	13	19	11	15	13	14	0	147
Total	11	17	22	23	14	23	26	28	37	23	30	19	25	0	298

Enrolment By Grade
For St. Lawrence Academy



* Data from the 2003-2004 AGR(Enrolment/Age as of the last day in Sept./Dec.)

** Newfoundland Statistics Classification System

*** May include itinerant teachers



**School Description Report
2003-04**

District 7 - Burin Peninsula

#216 - St. Thomas School, Grand Le Pierre

Classification: Rural Community/Southern Region**
Offers Distance Education: No

Grades: K-6

Number of Grades: 7

[School FTE PTR : 7.2](#)

[District FTE PTR : 12.5](#)

[Provincial FTE PTR : 13.5](#)

[FTE Teachers](#) *** : 3.0

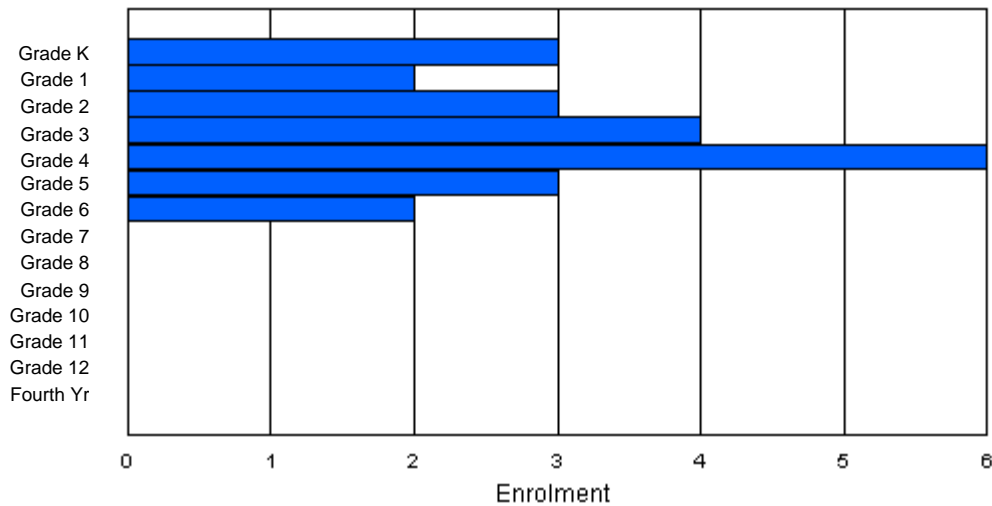
Enrolment By Age and Gender

Gender	Age																Total
	5	6	7	8	9	10	11	12	13	14	15	16	17	18	19	20>	
Male	1	1	2	2	4	2	0	0	0	0	0	0	0	0	0	0	12
Female	2	1	1	2	2	1	2	0	0	0	0	0	0	0	0	0	11
Total	3	2	3	4	6	3	2	0	0	0	0	0	0	0	0	0	23

Enrolment By Grade and Gender

Gender	K	Grade												4th	Total	
		1	2	3	4	5	6	7	8	9	10	11	12			
Male	1	1	2	2	4	2	0	0	0	0	0	0	0	0	0	12
Female	2	1	1	2	2	1	2	0	0	0	0	0	0	0	0	11
Total	3	2	3	4	6	3	2	0	0	0	0	0	0	0	0	23

Enrolment By Grade
For St. Thomas School



* Data from the 2003-2004 AGR(Enrolment/Age as of the last day in Sept./Dec.)

** Newfoundland Statistics Classification System

*** May include itinerant teachers



**School Description Report
2003-04**

District 7 - Burin Peninsula

#222 - Sts. J. Fisher & T. More, Petite Forte

Classification: Rural Community/Southern Region**
Offers Distance Education: No

Grades: K,1,3,4

Number of Grades: 4

[School FTE PTR : 5.5](#)
[District FTE PTR : 12.5](#)
[Provincial FTE PTR : 13.5](#)

[FTE Teachers](#) *** : 1.0

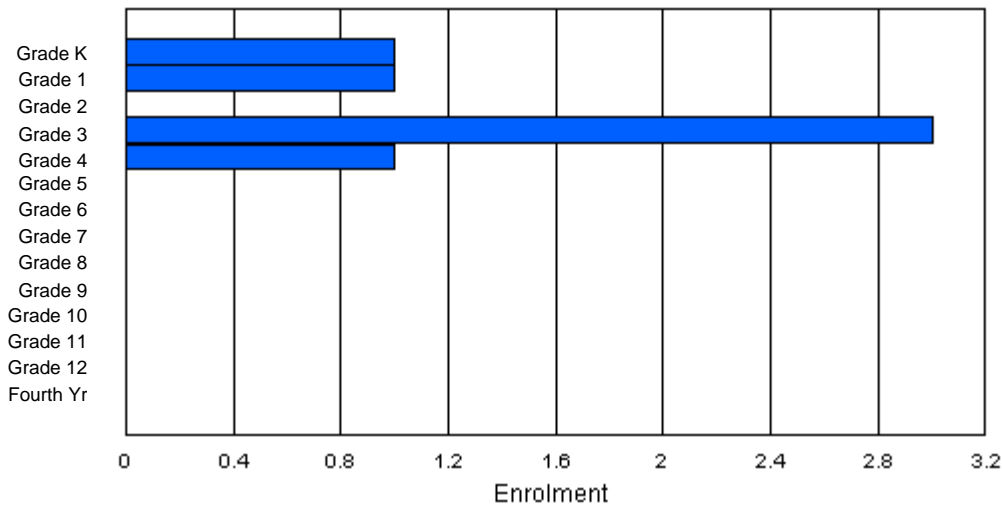
Enrolment By Age and Gender

Gender	Age																Total
	5	6	7	8	9	10	11	12	13	14	15	16	17	18	19	20>	
Male	1	1	0	1	0	0	0	0	0	0	0	0	0	0	0	0	3
Female	0	0	0	2	1	0	0	0	0	0	0	0	0	0	0	0	3
Total	1	1	0	3	1	0	0	0	0	0	0	0	0	0	0	0	6

Enrolment By Grade and Gender

Gender	K	Grade												Total		
		1	2	3	4	5	6	7	8	9	10	11	12		4th	
Male	1	1	0	1	0	0	0	0	0	0	0	0	0	0	0	3
Female	0	0	0	2	1	0	0	0	0	0	0	0	0	0	0	3
Total	1	1	0	3	1	0	0	0	0	0	0	0	0	0	0	6

Enrolment By Grade
For Sts. J. Fisher & T. More



* Data from the 2003-2004 AGR(Enrolment/Age as of the last day in Sept./Dec.)

** Newfoundland Statistics Classification System

*** May include itinerant teachers



**School Description Report
2003-04**

District 8 - Vista

#237 - Anthony Paddon Elementary, Musgravetown

Classification: Rural Community/Central Region**
Offers Distance Education: No

Grades: K-6

Number of Grades: 7

[School FTE PTR : 11.9](#)

[District FTE PTR : 12.3](#)

[Provincial FTE PTR : 13.5](#)

[FTE Teachers](#) *** : 19.0

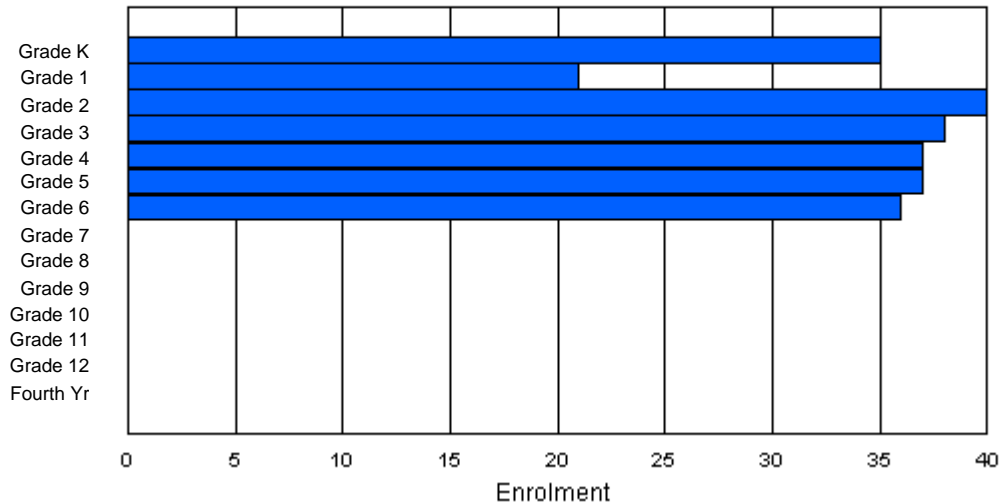
Enrolment By Age and Gender

Gender	Age																	Total
	5	6	7	8	9	10	11	12	13	14	15	16	17	18	19	20>		
Male	21	13	18	25	20	25	11	1	0	0	0	0	0	0	0	0	134	
Female	18	14	19	15	13	18	13	0	0	0	0	0	0	0	0	0	110	
Total	39	27	37	40	33	43	24	1	0	0	0	0	0	0	0	0	244	

Enrolment By Grade and Gender

Gender	Grade															Total
	K	1	2	3	4	5	6	7	8	9	10	11	12	4th		
Male	18	12	20	21	24	20	19	0	0	0	0	0	0	0	134	
Female	17	9	20	17	13	17	17	0	0	0	0	0	0	0	110	
Total	35	21	40	38	37	37	36	0	0	0	0	0	0	0	244	

Enrolment By Grade
For Anthony Paddon Elementary



* Data from the 2003-2004 AGR(Enrolment/Age as of the last day in Sept./Dec.)

** Newfoundland Statistics Classification System

*** May include itinerant teachers



**School Description Report
2003-04**

District 8 - Vista

#243 - Balbo Elementary School, Shoal Harbour

Classification: Urban Community/Central Region**
Offers Distance Education: No

Grades: K-8

Number of Grades: 9

[School FTE PTR : 13.4](#)

[District FTE PTR : 12.3](#)

[Provincial FTE PTR : 13.5](#)

[FTE Teachers](#) *** : 25.5

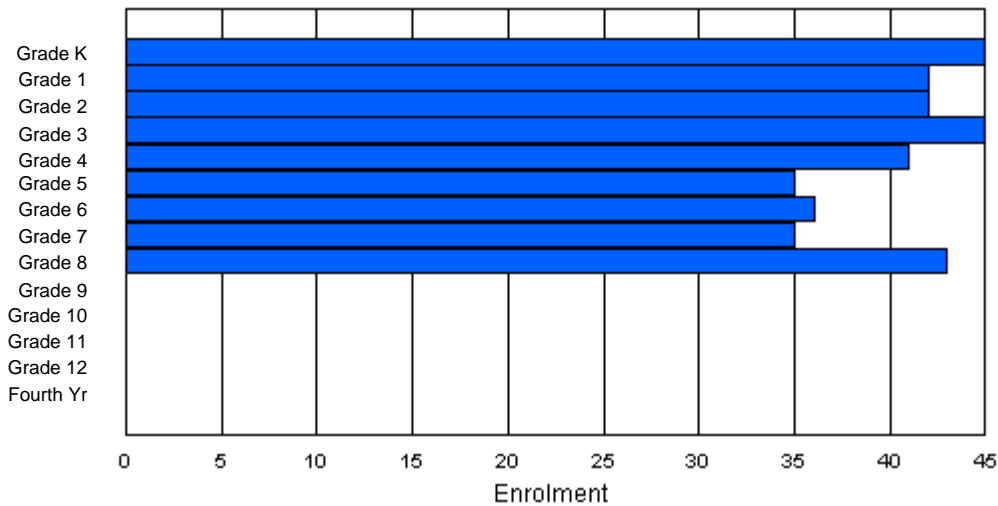
Enrolment By Age and Gender

Gender	Age																Total
	5	6	7	8	9	10	11	12	13	14	15	16	17	18	19	20>	
Male	24	22	22	25	24	20	22	19	25	1	0	0	0	0	0	0	204
Female	21	20	20	20	15	16	15	15	18	0	0	0	0	0	0	0	160
Total	45	42	42	45	39	36	37	34	43	1	0	0	0	0	0	364	

Enrolment By Grade and Gender

Gender	Grade														Total
	K	1	2	3	4	5	6	7	8	9	10	11	12	4th	
Male	24	22	22	25	26	19	21	20	25	0	0	0	0	0	204
Female	21	20	20	20	15	16	15	15	18	0	0	0	0	0	160
Total	45	42	42	45	41	35	36	35	43	0	0	0	0	0	364

Enrolment By Grade
For Balbo Elementary School



* Data from the 2003-2004 AGR(Enrolment/Age as of the last day in Sept./Dec.)

** Newfoundland Statistics Classification System

*** May include itinerant teachers



**School Description Report
2003-04**

District 8 - Vista

#240 - Bishop White School, Port Rexton

Classification: Rural Community/Central Region**
Offers Distance Education: Yes

Grades: K-12

Number of Grades: 13

[School FTE PTR : 10.6](#)

[District FTE PTR : 12.3](#)

[Provincial FTE PTR : 13.5](#)

[FTE Teachers](#) *** : 17.5

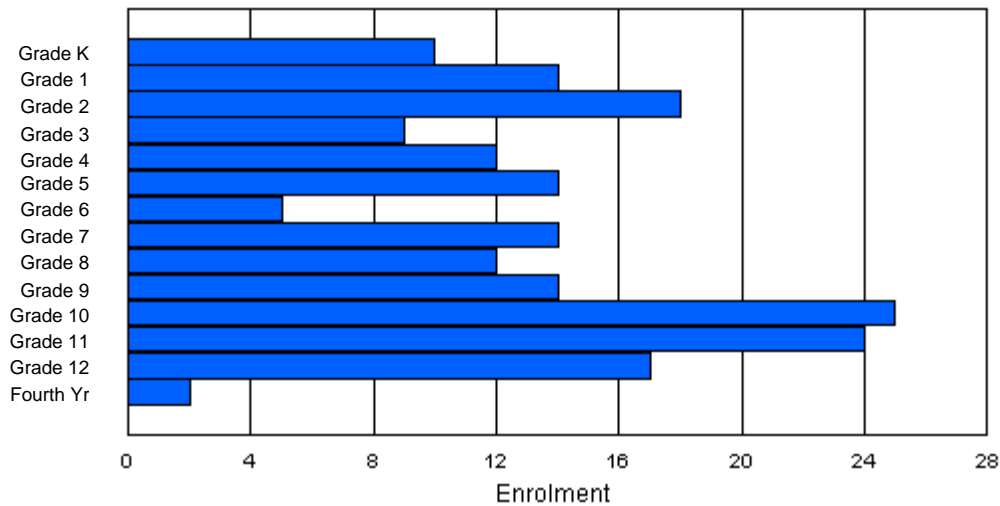
Enrolment By Age and Gender

Gender	Age																	Total
	5	6	7	8	9	10	11	12	13	14	15	16	17	18	19	20>		
Male	4	5	9	5	7	10	3	5	5	8	13	8	9	2	0	0	93	
Female	6	8	10	4	5	4	2	8	7	7	9	17	9	1	0	0	97	
Total	10	13	19	9	12	14	5	13	12	15	22	25	18	3	0	0	190	

Enrolment By Grade and Gender

Gender	Grade														Total
	K	1	2	3	4	5	6	7	8	9	10	11	12	4th	
Male	4	5	9	5	7	10	3	6	5	7	15	7	9	1	93
Female	6	9	9	4	5	4	2	8	7	7	10	17	8	1	97
Total	10	14	18	9	12	14	5	14	12	14	25	24	17	2	190

Enrolment By Grade
For Bishop White School



* Data from the 2003-2004 AGR(Enrolment/Age as of the last day in Sept./Dec.)

** Newfoundland Statistics Classification System

*** May include itinerant teachers



**School Description Report
2003-04**

District 8 - Vista

#234 - Catalina Elementary School, Catalina

Classification: Rural Community/Central Region**
Offers Distance Education: No

Grades: K-7

Number of Grades: 8

[School FTE PTR : 12.3](#)

[District FTE PTR : 12.3](#)

[Provincial FTE PTR : 13.5](#)

[FTE Teachers](#) *** : 14.0

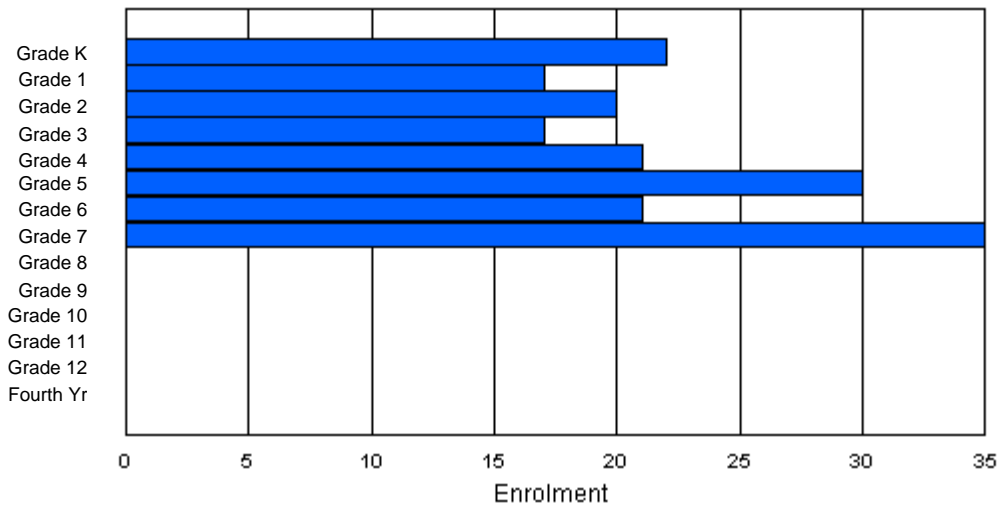
Enrolment By Age and Gender

Gender	Age																Total
	5	6	7	8	9	10	11	12	13	14	15	16	17	18	19	20>	
Male	13	9	12	9	12	15	11	19	0	0	0	0	0	0	0	0	100
Female	9	7	9	8	9	15	10	16	0	0	0	0	0	0	0	0	83
Total	22	16	21	17	21	30	21	35	0	0	0	0	0	0	0	0	183

Enrolment By Grade and Gender

Gender	Grade														Total
	K	1	2	3	4	5	6	7	8	9	10	11	12	4th	
Male	13	10	11	9	12	15	11	19	0	0	0	0	0	0	100
Female	9	7	9	8	9	15	10	16	0	0	0	0	0	0	83
Total	22	17	20	17	21	30	21	35	0	0	0	0	0	0	183

Enrolment By Grade
For Catalina Elementary School



* Data from the 2003-2004 AGR(Enrolment/Age as of the last day in Sept./Dec.)

** Newfoundland Statistics Classification System

*** May include itinerant teachers



**School Description Report
2003-04**

District 8 - Vista

#235 - Clarenville High School, Clarenville

Classification: Urban Community/Central Region**
Offers Distance Education: No

Grades: 9-12

Number of Grades: 4

[School FTE PTR : 16.6](#)

[District FTE PTR : 12.3](#)

[Provincial FTE PTR : 13.5](#)

[FTE Teachers](#) *** : 25.0

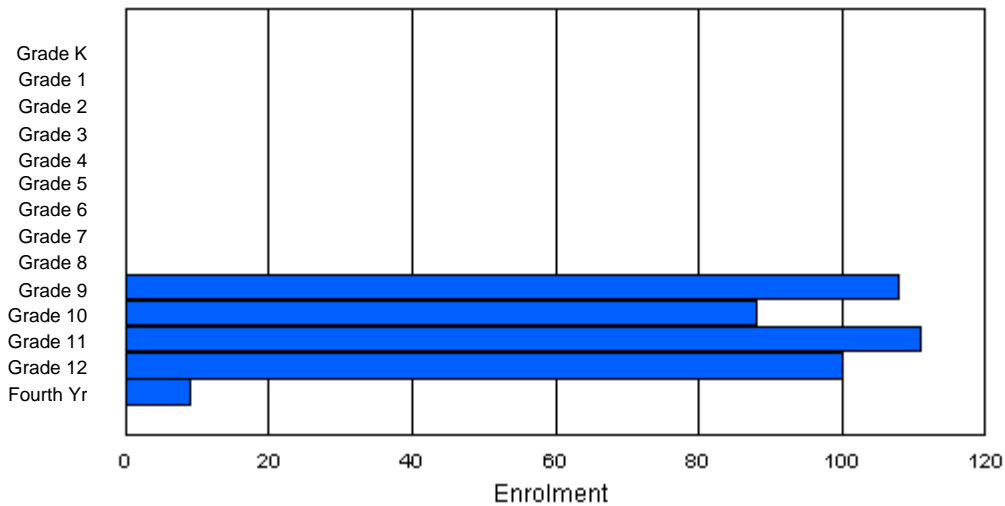
Enrolment By Age and Gender

Gender	Age																	Total
	5	6	7	8	9	10	11	12	13	14	15	16	17	18	19	20>		
Male	0	0	0	0	0	0	0	0	8	48	40	47	47	11	1	2	204	
Female	0	0	0	0	0	0	0	0	17	49	49	50	41	4	1	1	212	
Total	0	0	0	0	0	0	0	0	25	97	89	97	88	15	2	3	416	

Enrolment By Grade and Gender

Gender	Grade															Total
	K	1	2	3	4	5	6	7	8	9	10	11	12	4th		
Male	0	0	0	0	0	0	0	0	0	49	40	53	57	5	204	
Female	0	0	0	0	0	0	0	0	0	59	48	58	43	4	212	
Total	0	0	0	0	0	0	0	0	0	108	88	111	100	9	416	

Enrolment By Grade
For Clarenville High School



* Data from the 2003-2004 AGR(Enrolment/Age as of the last day in Sept./Dec.)

** Newfoundland Statistics Classification System

*** May include itinerant teachers



**School Description Report
2003-04**

District 8 - Vista

#428 - Clarenville Middle School, Clarenville

Classification: Urban Community/Central Region**
Offers Distance Education: No

Grades: 4-8

Number of Grades: 5

[School FTE PTR : 14.5](#)

[District FTE PTR : 12.3](#)

[Provincial FTE PTR : 13.5](#)

[FTE Teachers](#) *** : 22.0

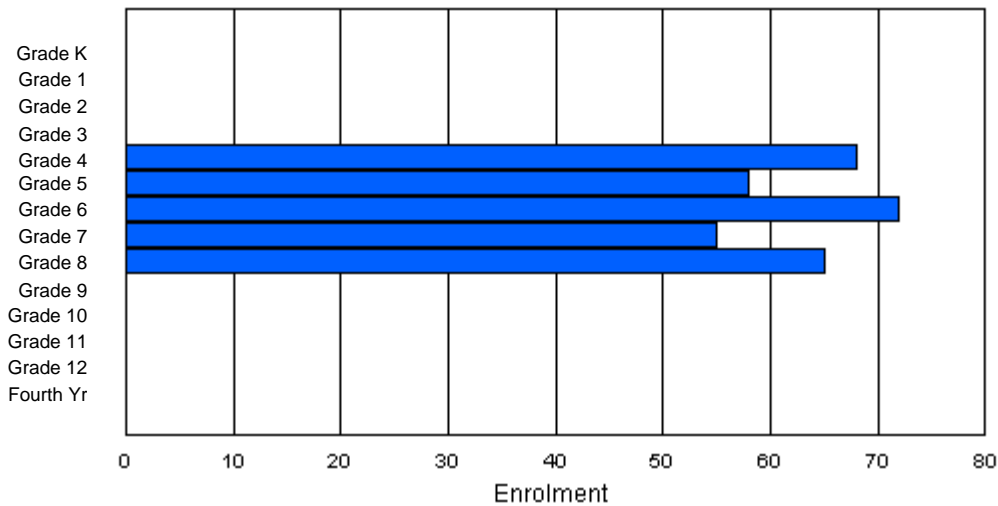
Enrolment By Age and Gender

Gender	Age																Total
	5	6	7	8	9	10	11	12	13	14	15	16	17	18	19	20>	
Male	0	0	0	0	43	29	32	34	31	0	0	0	0	0	0	0	169
Female	0	0	0	0	25	29	40	21	34	0	0	0	0	0	0	0	149
Total	0	0	0	0	68	58	72	55	65	0	0	0	0	0	0	0	318

Enrolment By Grade and Gender

Gender	Grade														Total
	K	1	2	3	4	5	6	7	8	9	10	11	12	4th	
Male	0	0	0	0	43	29	32	34	31	0	0	0	0	0	169
Female	0	0	0	0	25	29	40	21	34	0	0	0	0	0	149
Total	0	0	0	0	68	58	72	55	65	0	0	0	0	0	318

Enrolment By Grade
For Clarenville Middle School



* Data from the 2003-2004 AGR(Enrolment/Age as of the last day in Sept./Dec.)

** Newfoundland Statistics Classification System

*** May include itinerant teachers



**School Description Report
2003-04**

District 8 - Vista

#429 - Clarenville Primary School, Clarenville

Classification: Urban Community/Central Region**
Offers Distance Education: No

Grades: K-3

Number of Grades: 4

[School FTE PTR : 12.4](#)

[District FTE PTR : 12.3](#)

[Provincial FTE PTR : 13.5](#)

[FTE Teachers](#) *** : 14.5

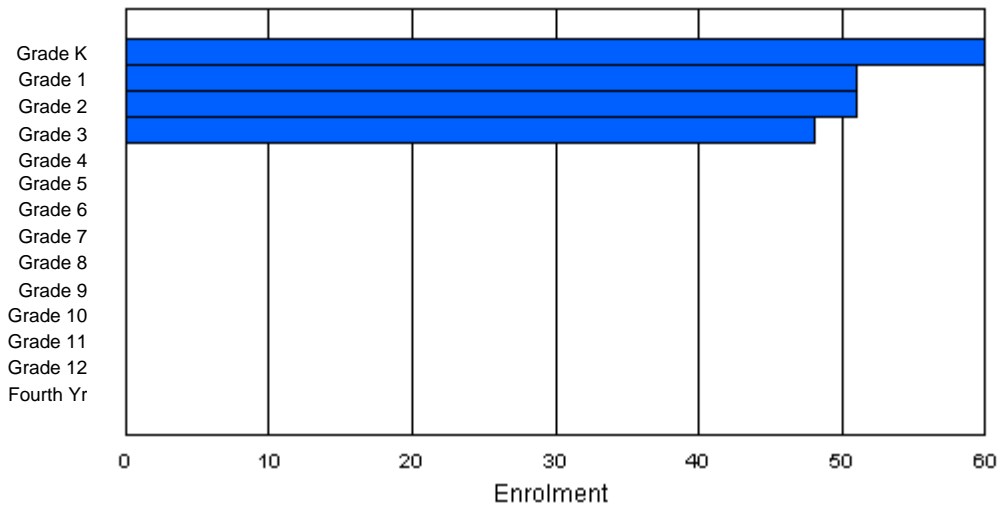
Enrolment By Age and Gender

Gender	Age																Total
	5	6	7	8	9	10	11	12	13	14	15	16	17	18	19	20>	
Male	39	29	28	18	2	0	0	0	0	0	0	0	0	0	0	0	116
Female	21	19	23	31	0	0	0	0	0	0	0	0	0	0	0	0	94
Total	60	48	51	49	2	0	0	0	0	0	0	0	0	0	0	0	210

Enrolment By Grade and Gender

Gender	Grade														Total
	K	1	2	3	4	5	6	7	8	9	10	11	12	4th	
Male	39	30	30	17	0	0	0	0	0	0	0	0	0	0	116
Female	21	21	21	31	0	0	0	0	0	0	0	0	0	0	94
Total	60	51	51	48	0	0	0	0	0	0	0	0	0	0	210

Enrolment By Grade
For Clarenville Primary School



* Data from the 2003-2004 AGR(Enrolment/Age as of the last day in Sept./Dec.)

** Newfoundland Statistics Classification System

*** May include itinerant teachers



**School Description Report
2003-04**

District 8 - Vista

#231 - Discovery Collegiate, Bonavista

Classification: Rural Community/Central Region**
Offers Distance Education: No

Grades: 8-12

Number of Grades: 5

[School FTE PTR : 13.5](#)

[District FTE PTR : 12.3](#)

[Provincial FTE PTR : 13.5](#)

[FTE Teachers](#) *** : 32.0

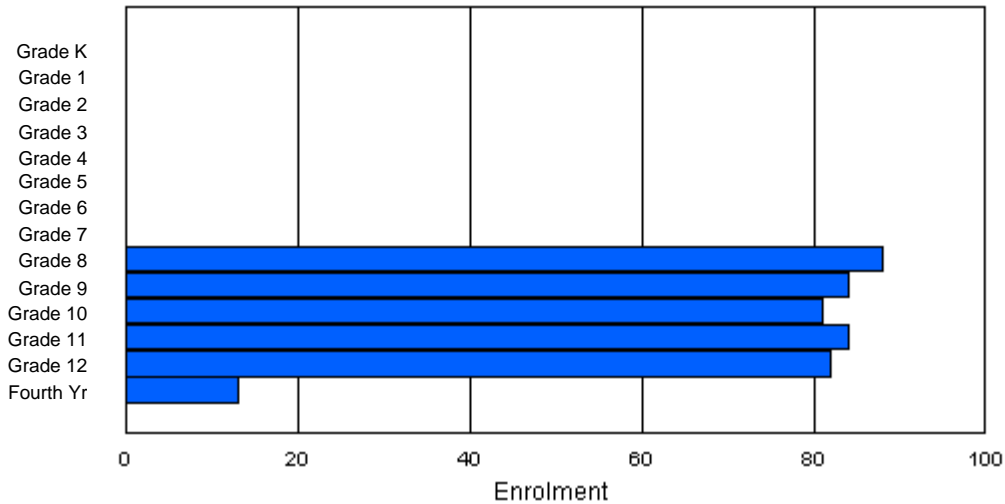
Enrolment By Age and Gender

Gender	Age																	Total
	5	6	7	8	9	10	11	12	13	14	15	16	17	18	19	20>		
Male	0	0	0	0	0	0	0	0	50	40	38	37	37	12	1	0	215	
Female	0	0	1	0	0	0	0	0	36	45	37	43	49	5	1	0	217	
Total	0	0	1	0	0	0	0	0	86	85	75	80	86	17	2	0	432	

Enrolment By Grade and Gender

Gender	Grade															Total
	K	1	2	3	4	5	6	7	8	9	10	11	12	4th		
Male	0	0	0	0	0	0	0	0	50	39	41	37	38	10	215	
Female	0	0	0	0	0	0	0	0	38	45	40	47	44	3	217	
Total	0	0	0	0	0	0	0	0	88	84	81	84	82	13	432	

Enrolment By Grade
For Discovery Collegiate



* Data from the 2003-2004 AGR(Enrolment/Age as of the last day in Sept./Dec.)

** Newfoundland Statistics Classification System

*** May include itinerant teachers



**School Description Report
2003-04**

District 8 - Vista

#471 - Heritage Collegiate, Lethbridge

Classification: Rural Community/Central Region**
Offers Distance Education: Yes

Grades: 7-12

Number of Grades: 6

[School FTE PTR : 13.4](#)

[District FTE PTR : 12.3](#)

[Provincial FTE PTR : 13.5](#)

[FTE Teachers](#) *** : 19.5

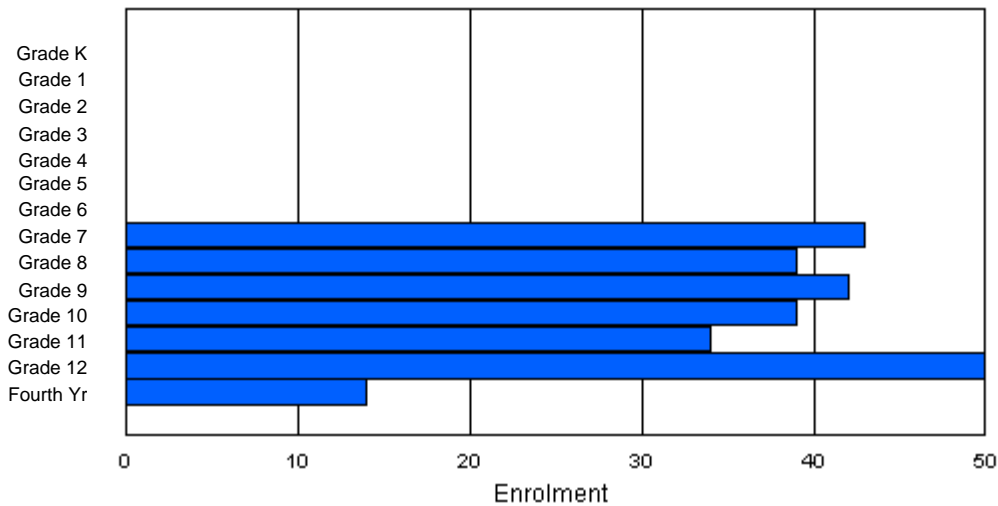
Enrolment By Age and Gender

Gender	Age																	Total
	5	6	7	8	9	10	11	12	13	14	15	16	17	18	19	20>		
Male	0	0	0	0	0	0	0	19	20	21	22	20	29	5	3	1	140	
Female	0	0	0	0	0	0	0	24	16	24	16	15	19	2	5	0	121	
Total	0	0	0	0	0	0	0	43	36	45	38	35	48	7	8	1	261	

Enrolment By Grade and Gender

Gender	Grade															Total
	K	1	2	3	4	5	6	7	8	9	10	11	12	4th		
Male	0	0	0	0	0	0	0	19	21	20	22	19	32	7	140	
Female	0	0	0	0	0	0	0	24	18	22	17	15	18	7	121	
Total	0	0	0	0	0	0	0	43	39	42	39	34	50	14	261	

Enrolment By Grade
For Heritage Collegiate



* Data from the 2003-2004 AGR(Enrolment/Age as of the last day in Sept./Dec.)

** Newfoundland Statistics Classification System

*** May include itinerant teachers



**School Description Report
2003-04**

District 8 - Vista

#232 - Matthew Elementary School, Bonavista

Classification: Rural Community/Central Region**
Offers Distance Education: No

Grades: K-7

Number of Grades: 8

[School FTE PTR : 13.5](#)

[District FTE PTR : 12.3](#)

[Provincial FTE PTR : 13.5](#)

[FTE Teachers](#) *** : 25.0

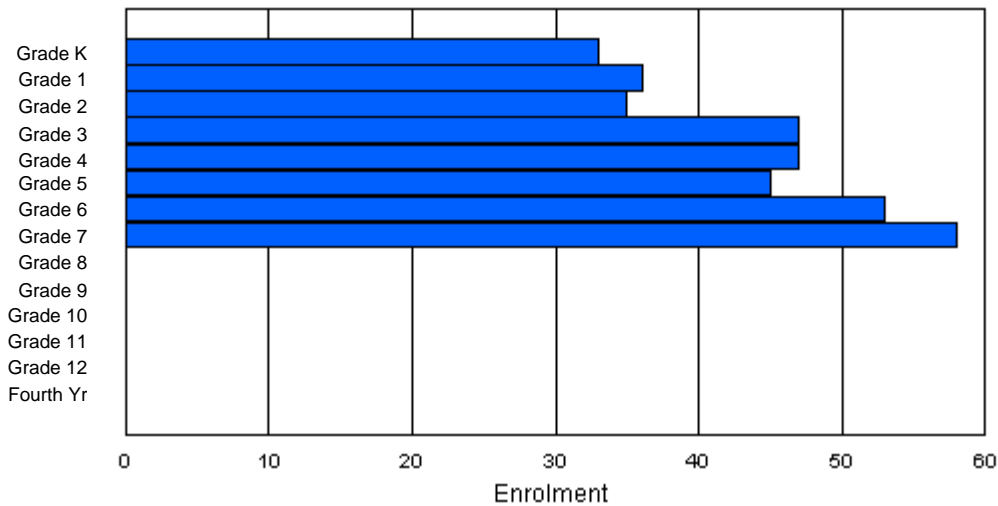
Enrolment By Age and Gender

Gender	Age																Total
	5	6	7	8	9	10	11	12	13	14	15	16	17	18	19	20>	
Male	25	18	16	31	23	31	25	28	0	0	0	0	0	0	0	0	197
Female	17	21	14	26	19	22	22	16	0	0	0	0	0	0	0	0	157
Total	42	39	30	57	42	53	47	44	0	0	0	0	0	0	0	0	354

Enrolment By Grade and Gender

Gender	Grade														Total
	K	1	2	3	4	5	6	7	8	9	10	11	12	4th	
Male	20	18	17	27	24	23	34	34	0	0	0	0	0	0	197
Female	13	18	18	20	23	22	19	24	0	0	0	0	0	0	157
Total	33	36	35	47	47	45	53	58	0	0	0	0	0	0	354

Enrolment By Grade
For Matthew Elementary School



* Data from the 2003-2004 AGR(Enrolment/Age as of the last day in Sept./Dec.)

** Newfoundland Statistics Classification System

*** May include itinerant teachers



**School Description Report
2003-04**

District 8 - Vista

#242 - Random Island Academy, Random Island

Classification: Rural Community/Central Region**
Offers Distance Education: Yes

Grades: K-12

Number of Grades: 13

[School FTE PTR : 10.9](#)

[District FTE PTR : 12.3](#)

[Provincial FTE PTR : 13.5](#)

[FTE Teachers](#) *** : 19.5

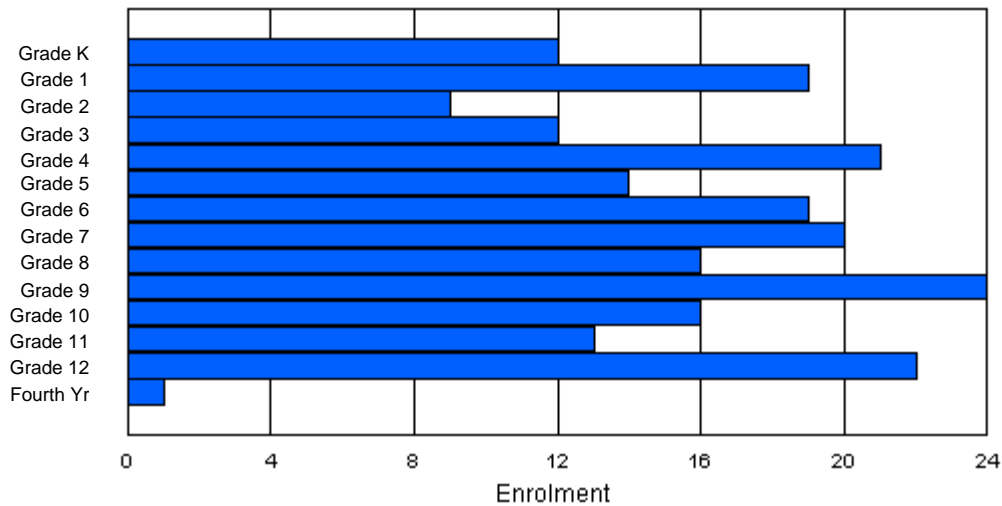
Enrolment By Age and Gender

Gender	Age																	Total
	5	6	7	8	9	10	11	12	13	14	15	16	17	18	19	20>		
Male	4	11	6	7	10	8	11	13	10	13	9	7	8	0	0	0	117	
Female	7	9	3	5	11	6	8	8	5	11	5	5	17	1	0	0	101	
Total	11	20	9	12	21	14	19	21	15	24	14	12	25	1	0	0	218	

Enrolment By Grade and Gender

Gender	Grade														Total
	K	1	2	3	4	5	6	7	8	9	10	11	12	4th	
Male	5	10	6	7	10	8	11	13	10	13	10	6	8	0	117
Female	7	9	3	5	11	6	8	7	6	11	6	7	14	1	101
Total	12	19	9	12	21	14	19	20	16	24	16	13	22	1	218

Enrolment By Grade
For Random Island Academy



* Data from the 2003-2004 AGR(Enrolment/Age as of the last day in Sept./Dec.)

** Newfoundland Statistics Classification System

*** May include itinerant teachers



**School Description Report
2003-04**

District 8 - Vista

#431 - Southwest Arm Academy, Little Heart's Ease

Classification: Rural Community/Central Region**
Offers Distance Education: Yes

Grades: K-12

Number of Grades: 13

[School FTE PTR : 9.2](#)
[District FTE PTR : 12.3](#)
[Provincial FTE PTR : 13.5](#)

[FTE Teachers](#) *** : 15.5

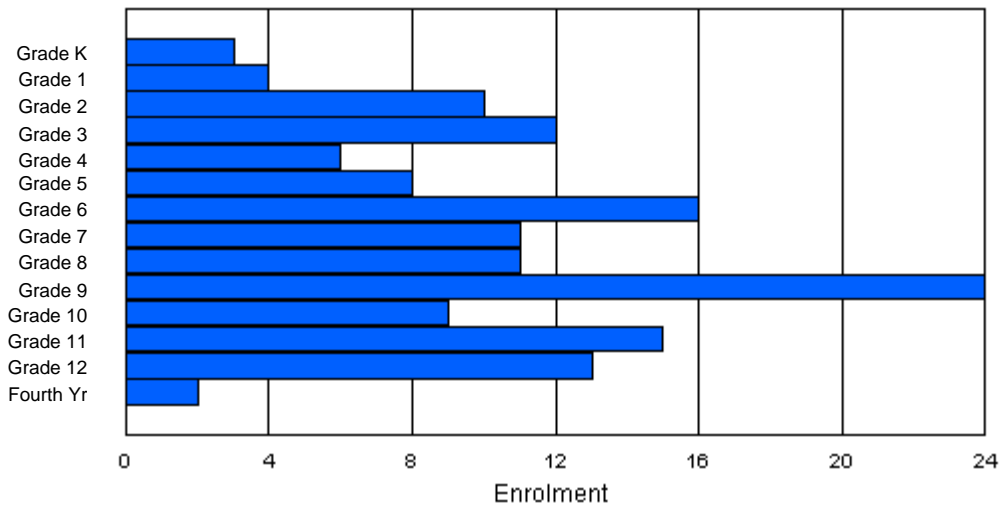
Enrolment By Age and Gender

Gender	Age																Total
	5	6	7	8	9	10	11	12	13	14	15	16	17	18	19	20>	
Male	2	3	4	6	3	5	4	8	4	11	4	6	9	3	0	0	72
Female	1	1	3	9	3	3	10	5	7	13	5	8	3	0	1	0	72
Total	3	4	7	15	6	8	14	13	11	24	9	14	12	3	1	0	144

Enrolment By Grade and Gender

Gender	Grade														Total
	K	1	2	3	4	5	6	7	8	9	10	11	12	4th	
Male	2	3	6	4	3	5	6	6	4	11	4	7	10	1	72
Female	1	1	4	8	3	3	10	5	7	13	5	8	3	1	72
Total	3	4	10	12	6	8	16	11	11	24	9	15	13	2	144

Enrolment By Grade
For Southwest Arm Academy



* Data from the 2003-2004 AGR(Enrolment/Age as of the last day in Sept./Dec.)

** Newfoundland Statistics Classification System

*** May include itinerant teachers



**School Description Report
2003-04**

District 8 - Vista

#430 - St. Mark's School, King's Cove

Classification: Rural Community/Central Region**
Offers Distance Education: Yes

Grades: K-12

Number of Grades: 13

[School FTE PTR : 10.2](#)

[District FTE PTR : 12.3](#)

[Provincial FTE PTR : 13.5](#)

[FTE Teachers](#) *** : 16.0

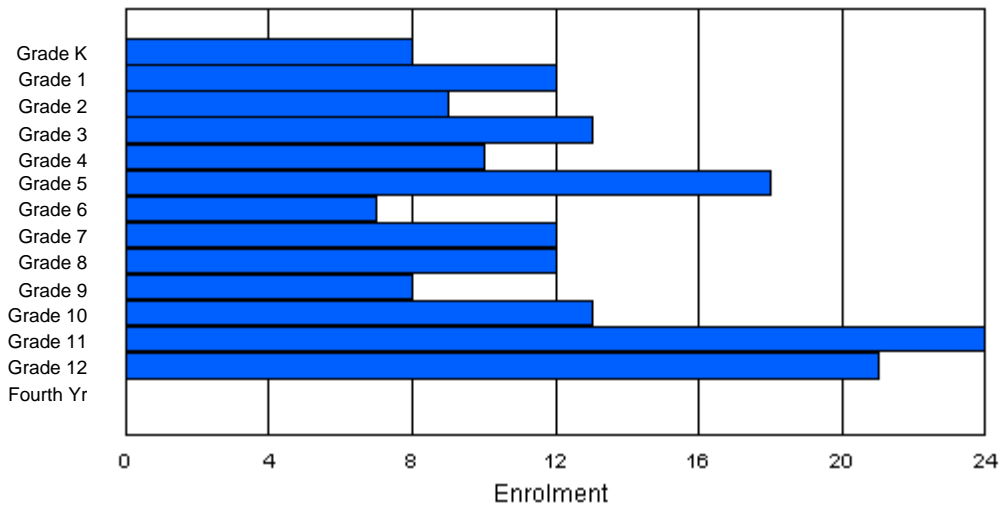
Enrolment By Age and Gender

Gender	Age																	Total
	5	6	7	8	9	10	11	12	13	14	15	16	17	18	19	20>		
Male	4	8	7	8	5	6	4	5	5	7	9	14	12	1	0	1	96	
Female	4	4	2	5	5	11	3	7	7	2	4	10	7	0	0	0	71	
Total	8	12	9	13	10	17	7	12	12	9	13	24	19	1	0	1	167	

Enrolment By Grade and Gender

Gender	Grade														Total
	K	1	2	3	4	5	6	7	8	9	10	11	12	4th	
Male	4	8	7	8	5	6	5	5	5	6	9	14	14	0	96
Female	4	4	2	5	5	12	2	7	7	2	4	10	7	0	71
Total	8	12	9	13	10	18	7	12	12	8	13	24	21	0	167

Enrolment By Grade
For St. Mark's School



* Data from the 2003-2004 AGR(Enrolment/Age as of the last day in Sept./Dec.)

** Newfoundland Statistics Classification System

*** May include itinerant teachers



**School Description Report
2003-04**

District 8 - Vista

#246 - Swift Current Academy, Swift Current

Classification: Rural Community/Southern Region**
Offers Distance Education: Yes

Grades: K-12

Number of Grades: 13

[School FTE PTR : 8.6](#)
[District FTE PTR : 12.3](#)
[Provincial FTE PTR : 13.5](#)

[FTE Teachers](#) *** : 10.0

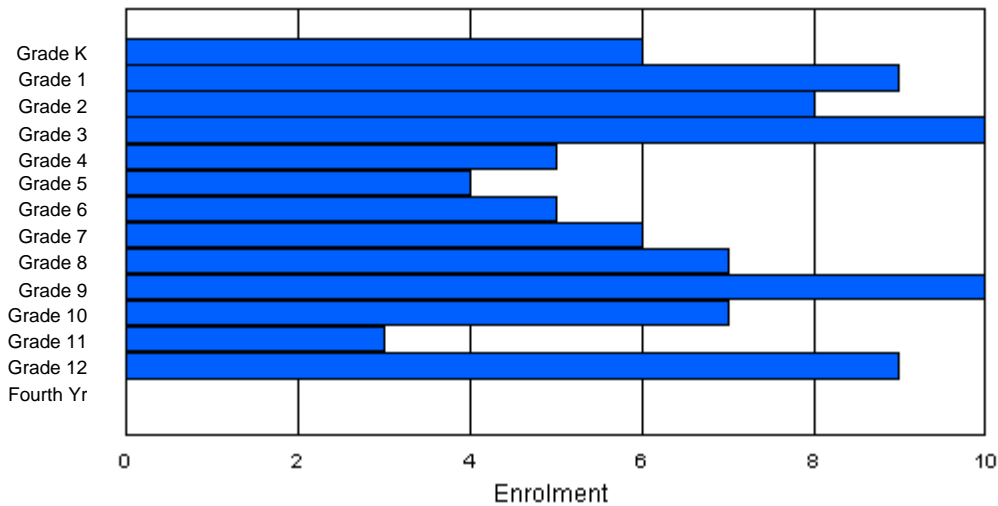
Enrolment By Age and Gender

Gender	Age																	Total
	5	6	7	8	9	10	11	12	13	14	15	16	17	18	19	20>		
Male	4	5	5	6	2	3	3	4	4	5	5	1	4	0	0	0	51	
Female	2	4	3	4	3	1	2	2	3	4	3	2	5	0	0	0	38	
Total	6	9	8	10	5	4	5	6	7	9	8	3	9	0	0	0	89	

Enrolment By Grade and Gender

Gender	Grade														Total
	K	1	2	3	4	5	6	7	8	9	10	11	12	4th	
Male	4	5	5	6	2	3	3	4	4	5	5	1	4	0	51
Female	2	4	3	4	3	1	2	2	3	5	2	2	5	0	38
Total	6	9	8	10	5	4	5	6	7	10	7	3	9	0	89

Enrolment By Grade
For Swift Current Academy



* Data from the 2003-2004 AGR(Enrolment/Age as of the last day in Sept./Dec.)

** Newfoundland Statistics Classification System

*** May include itinerant teachers



**School Description Report
2003-04**

District 8 - Vista

#924 - Tricentia Academy, Arnold's Cove

Classification: Rural Community/Avalon Region**
Offers Distance Education: Yes

Grades: K-12

Number of Grades: 13

[School FTE PTR : 13.5](#)

[District FTE PTR : 12.3](#)

[Provincial FTE PTR : 13.5](#)

[FTE Teachers](#) *** : 27.0

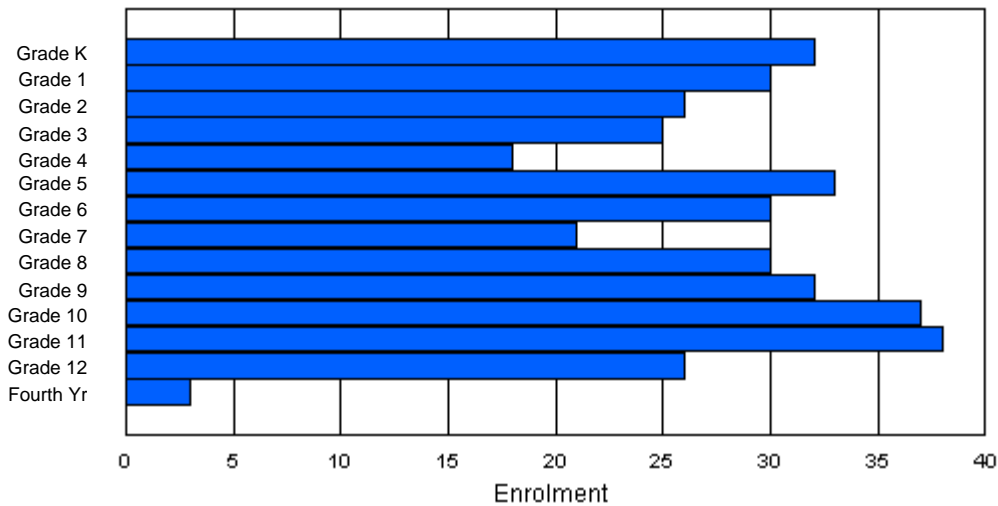
Enrolment By Age and Gender

Gender	Age																Total
	5	6	7	8	9	10	11	12	13	14	15	16	17	18	19	20>	
Male	16	13	14	16	13	19	20	11	16	19	16	18	20	2	0	0	213
Female	16	17	12	8	6	12	12	10	12	13	16	19	12	3	0	0	168
Total	32	30	26	24	19	31	32	21	28	32	32	37	32	5	0	0	381

Enrolment By Grade and Gender

Gender	Grade														Total
	K	1	2	3	4	5	6	7	8	9	10	11	12	4th	
Male	16	13	14	17	12	21	18	11	18	19	18	20	16	0	213
Female	16	17	12	8	6	12	12	10	12	13	19	18	10	3	168
Total	32	30	26	25	18	33	30	21	30	32	37	38	26	3	381

Enrolment By Grade
For Tricentia Academy



* Data from the 2003-2004 AGR(Enrolment/Age as of the last day in Sept./Dec.)

** Newfoundland Statistics Classification System

*** May include itinerant teachers



**School Description Report
2003-04**

District 9 - Avalon West

#265 - Acreman Elementary, Green's Harbour

Classification: Rural Community/Avalon Region**
Offers Distance Education: No

Grades: K-6

Number of Grades: 7

[School FTE PTR : 12.9](#)

[District FTE PTR : 13.5](#)

[Provincial FTE PTR : 13.5](#)

[FTE Teachers](#) *** : 8.4

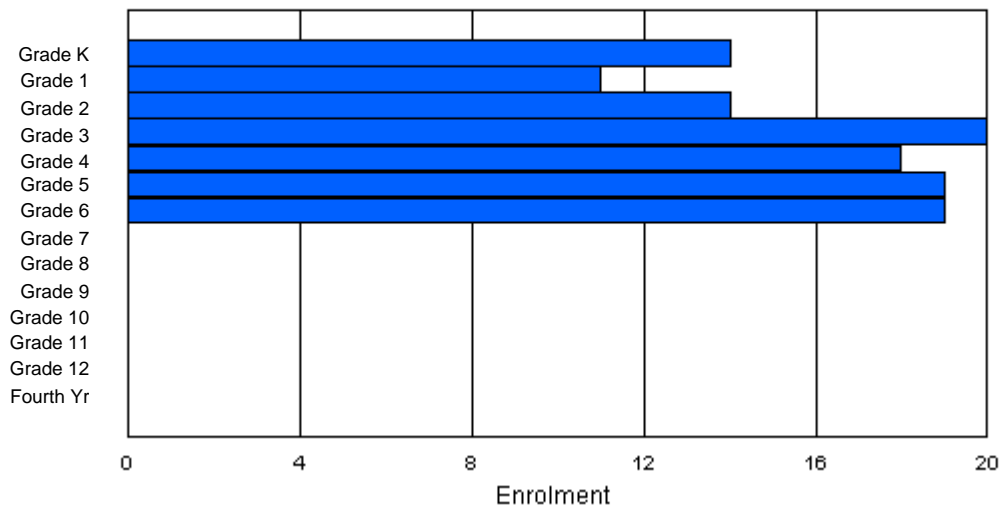
Enrolment By Age and Gender

Gender	Age																	Total
	5	6	7	8	9	10	11	12	13	14	15	16	17	18	19	20>		
Male	8	4	5	11	10	9	11	1	0	0	0	0	0	0	0	0	59	
Female	6	7	9	9	8	10	7	0	0	0	0	0	0	0	0	0	56	
Total	14	11	14	20	18	19	18	1	0	0	0	0	0	0	0	0	115	

Enrolment By Grade and Gender

Gender	K	Grade													4th	Total
		1	2	3	4	5	6	7	8	9	10	11	12			
Male	8	4	5	11	10	9	12	0	0	0	0	0	0	0	0	59
Female	6	7	9	9	8	10	7	0	0	0	0	0	0	0	0	56
Total	14	11	14	20	18	19	19	0	0	0	0	0	0	0	0	115

Enrolment By Grade
For Acreman Elementary



* Data from the 2003-2004 AGR(Enrolment/Age as of the last day in Sept./Dec.)

** Newfoundland Statistics Classification System

*** May include itinerant teachers



**School Description Report
2003-04**

District 9 - Avalon West

#278 - All Hallows Elementary, North River

Classification: Rural Community/Avalon Region**
Offers Distance Education: No

Grades: K-6

Number of Grades: 7

[School FTE PTR : 14.3](#)

[District FTE PTR : 13.5](#)

[Provincial FTE PTR : 13.5](#)

[FTE Teachers](#) *** : 29.5

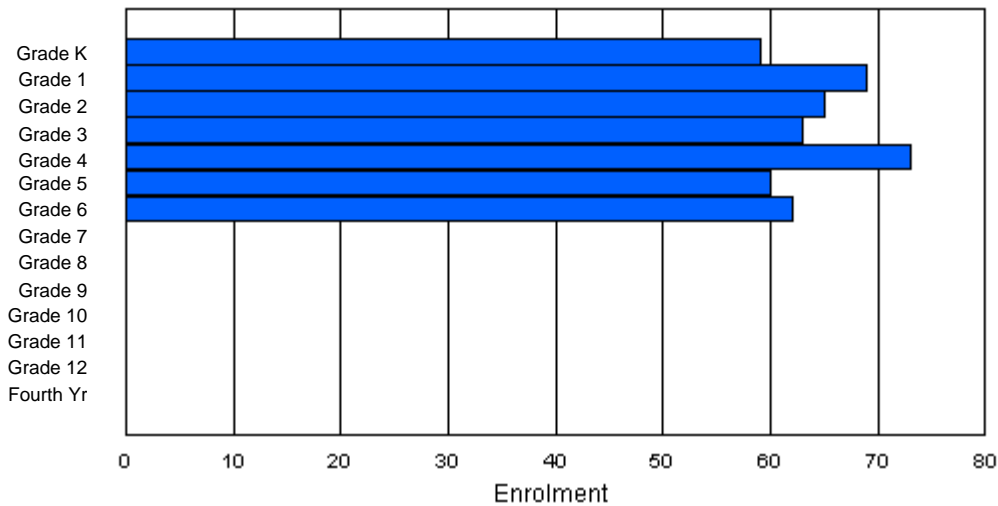
Enrolment By Age and Gender

Gender	Age																Total
	5	6	7	8	9	10	11	12	13	14	15	16	17	18	19	20>	
Male	37	32	36	28	32	31	29	0	0	0	0	0	0	0	0	0	225
Female	22	37	29	35	41	28	34	0	0	0	0	0	0	0	0	0	226
Total	59	69	65	63	73	59	63	0	0	0	0	0	0	0	0	0	451

Enrolment By Grade and Gender

Gender	Grade														Total
	K	1	2	3	4	5	6	7	8	9	10	11	12	4th	
Male	37	32	36	28	32	32	28	0	0	0	0	0	0	0	225
Female	22	37	29	35	41	28	34	0	0	0	0	0	0	0	226
Total	59	69	65	63	73	60	62	0	0	0	0	0	0	0	451

Enrolment By Grade
For All Hallows Elementary



* Data from the 2003-2004 AGR(Enrolment/Age as of the last day in Sept./Dec.)

** Newfoundland Statistics Classification System

*** May include itinerant teachers



**School Description Report
2003-04**

District 9 - Avalon West

#248 - Amalgamated Academy, Bay Roberts

Classification: Urban Community/Avalon Region**
Offers Distance Education: No

Grades: 5-9

Number of Grades: 5

[School FTE PTR : 16.5](#)

[District FTE PTR : 13.5](#)

[Provincial FTE PTR : 13.5](#)

[FTE Teachers](#) *** : 37.0

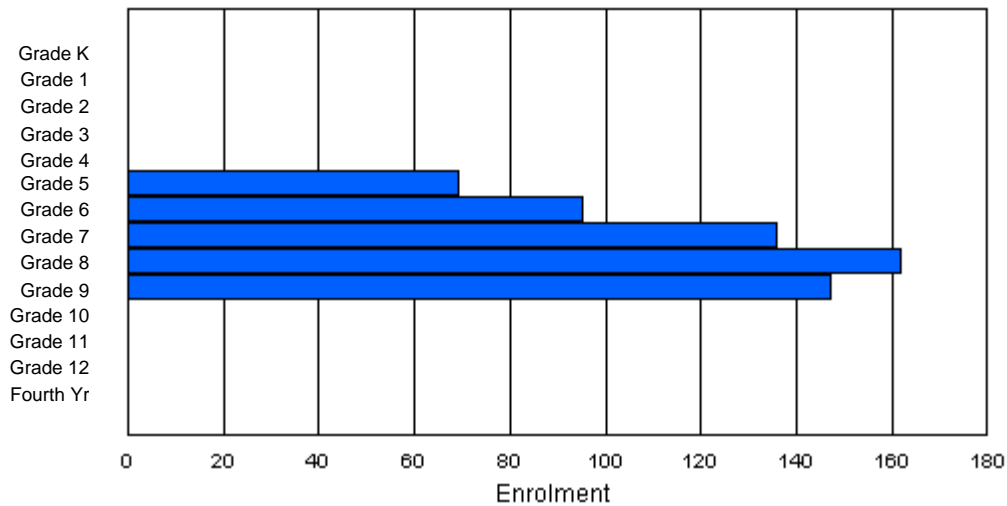
Enrolment By Age and Gender

Gender	Age																Total
	5	6	7	8	9	10	11	12	13	14	15	16	17	18	19	20>	
Male	0	0	0	0	0	43	44	64	95	56	6	0	0	0	0	0	308
Female	0	0	0	0	0	32	39	74	85	68	3	0	0	0	0	0	301
Total	0	0	0	0	0	75	83	138	180	124	9	0	0	0	0	0	609

Enrolment By Grade and Gender

Gender	Grade														Total
	K	1	2	3	4	5	6	7	8	9	10	11	12	4th	
Male	0	0	0	0	0	38	52	64	83	71	0	0	0	0	308
Female	0	0	0	0	0	31	43	72	79	76	0	0	0	0	301
Total	0	0	0	0	0	69	95	136	162	147	0	0	0	0	609

Enrolment By Grade
For Amalgamated Academy



* Data from the 2003-2004 AGR(Enrolment/Age as of the last day in Sept./Dec.)

** Newfoundland Statistics Classification System

*** May include itinerant teachers



**School Description Report
2003-04**

District 9 - Avalon West

#249 - Ascension Collegiate, Bay Roberts

Classification: Urban Community/Avalon Region**
Offers Distance Education: No

Grades: 10-12

Number of Grades: 3

[School FTE PTR : 15.6](#)

[District FTE PTR : 13.5](#)

[Provincial FTE PTR : 13.5](#)

[FTE Teachers](#) *** : 51.3

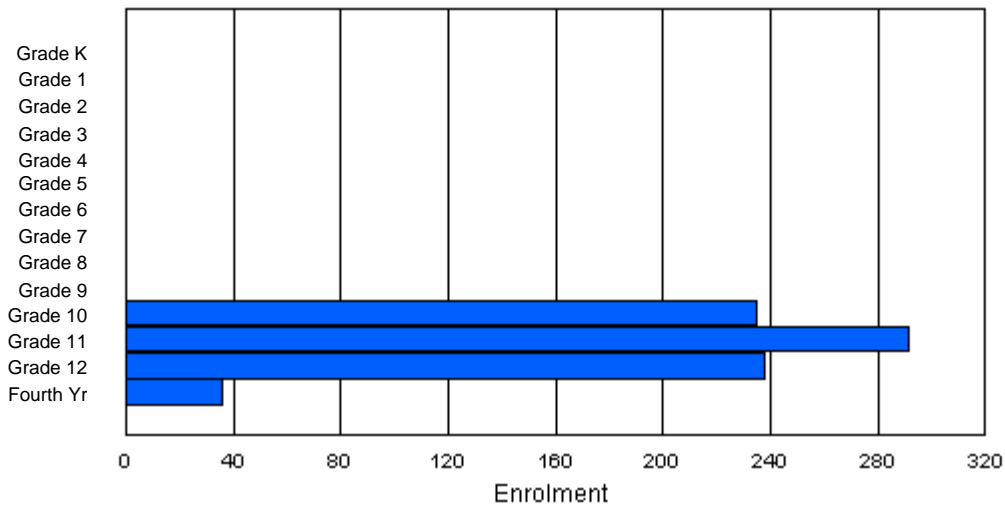
Enrolment By Age and Gender

Gender	Age																	Total
	5	6	7	8	9	10	11	12	13	14	15	16	17	18	19	20>		
Male	0	0	0	0	0	0	0	0	0	1	115	124	124	34	16	1	415	
Female	0	0	0	0	0	0	0	0	0	0	97	135	127	18	5	3	385	
Total	0	0	0	0	0	0	0	0	0	1	212	259	251	52	21	4	800	

Enrolment By Grade and Gender

Gender	Grade															Total
	K	1	2	3	4	5	6	7	8	9	10	11	12	4th		
Male	0	0	0	0	0	0	0	0	0	0	131	151	109	24	415	
Female	0	0	0	0	0	0	0	0	0	0	104	140	129	12	385	
Total	0	0	0	0	0	0	0	0	0	0	235	291	238	36	800	

Enrolment By Grade
For Ascension Collegiate



* Data from the 2003-2004 AGR(Enrolment/Age as of the last day in Sept./Dec.)

** Newfoundland Statistics Classification System

*** May include itinerant teachers



School Description Report 2003-04

District 9 - Avalon West

#476 - Baccalieu Collegiate, Old Perlican

Classification: Rural Community/Avalon Region**
Offers Distance Education: No

Grades: 7-12

Number of Grades: 6

[School FTE PTR : 12.7](#)

[District FTE PTR : 13.5](#)

[Provincial FTE PTR : 13.5](#)

[FTE Teachers](#) *** : 24.0

Enrolment By Age and Gender

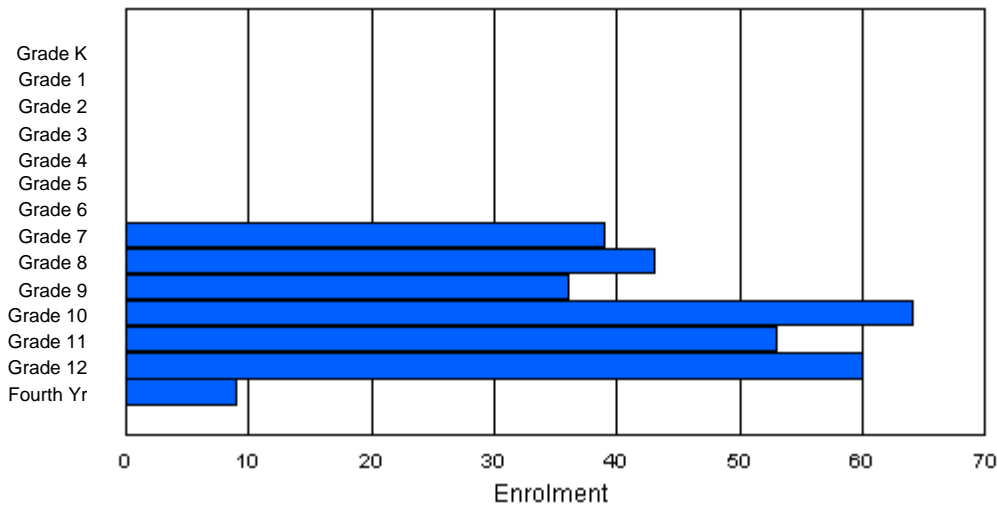
Gender	Age																	Total
	5	6	7	8	9	10	11	12	13	14	15	16	17	18	19	20>		
Male	0	1	0	0	0	0	0	19	30	17	34	20	25	5	3	0	154	
Female	0	0	0	0	0	0	0	17	13	19	31	33	30	5	1	1	150	
Total	0	1	0	0	0	0	0	36	43	36	65	53	55	10	4	1	304	

Enrolment By Grade and Gender

Gender	Grade															Total
	K	1	2	3	4	5	6	7	8	9	10	11	12	4th		
Male	0	0	0	0	0	0	0	22	30	17	33	20	28	4	154	
Female	0	0	0	0	0	0	0	17	13	19	31	33	32	5	150	
Total	0	0	0	0	0	0	0	39	43	36	64	53	60	9	304	

Enrolment By Grade

For Baccalieu Collegiate



* Data from the 2003-2004 AGR(Enrolment/Age as of the last day in Sept./Dec.)

** Newfoundland Statistics Classification System

*** May include itinerant teachers



**School Description Report
2003-04**

District 9 - Avalon West

#444 - Cabot Academy, Western Bay

Classification: Rural Community/Avalon Region**
Offers Distance Education: No

Grades: K-9

Number of Grades: 10

[School FTE PTR : 11.4](#)

[District FTE PTR : 13.5](#)

[Provincial FTE PTR : 13.5](#)

[FTE Teachers](#) *** : 14.6

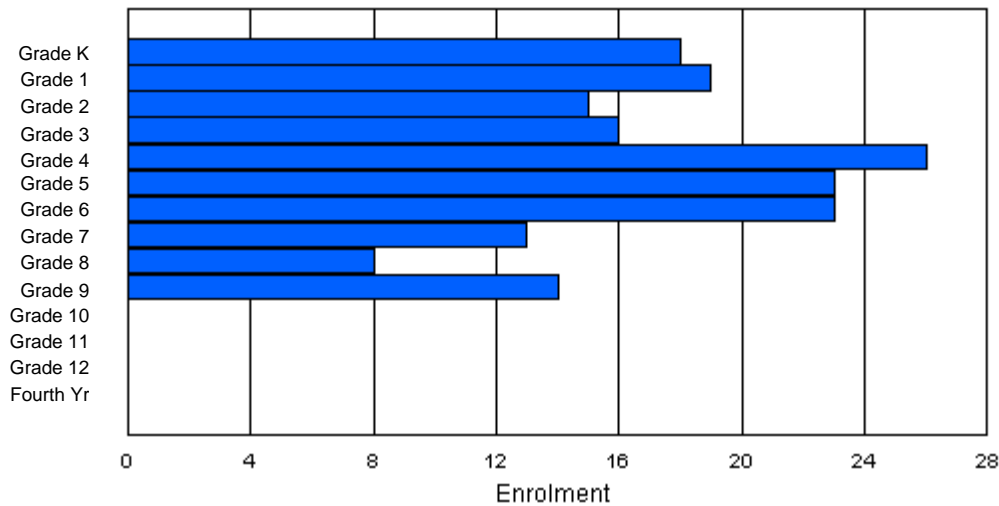
Enrolment By Age and Gender

Gender	Age																Total
	5	6	7	8	9	10	11	12	13	14	15	16	17	18	19	20>	
Male	11	10	7	6	13	11	10	8	4	9	0	0	0	0	0	0	89
Female	7	9	8	10	13	11	10	9	4	5	0	0	0	0	0	0	86
Total	18	19	15	16	26	22	20	17	8	14	0	0	0	0	0	0	175

Enrolment By Grade and Gender

Gender	Grade														Total
	K	1	2	3	4	5	6	7	8	9	10	11	12	4th	
Male	11	10	8	6	13	11	9	8	4	9	0	0	0	0	89
Female	7	9	7	10	13	12	14	5	4	5	0	0	0	0	86
Total	18	19	15	16	26	23	23	13	8	14	0	0	0	0	175

Enrolment By Grade
For Cabot Academy



* Data from the 2003-2004 AGR(Enrolment/Age as of the last day in Sept./Dec.)

** Newfoundland Statistics Classification System

*** May include itinerant teachers



**School Description Report
2003-04**

District 9 - Avalon West

#253 - Carbonear Collegiate, Carbonear

Classification: Rural Community/Avalon Region**
Offers Distance Education: No

Grades: 10-12

Number of Grades: 3

[School FTE PTR : 16.8](#)

[District FTE PTR : 13.5](#)

[Provincial FTE PTR : 13.5](#)

[FTE Teachers](#) *** : 31.0

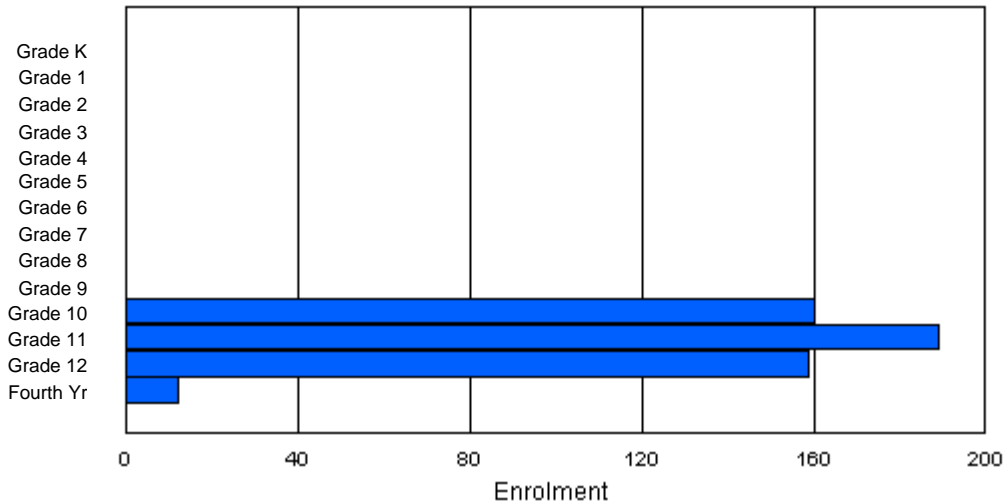
Enrolment By Age and Gender

Gender	Age																	Total
	5	6	7	8	9	10	11	12	13	14	15	16	17	18	19	20>		
Male	0	0	0	0	0	0	0	0	0	0	84	98	73	18	0	0	273	
Female	0	0	0	0	0	0	0	0	0	0	63	96	78	9	1	0	247	
Total	0	0	0	0	0	0	0	0	0	0	147	194	151	27	1	0	520	

Enrolment By Grade and Gender

Gender	Grade															Total
	K	1	2	3	4	5	6	7	8	9	10	11	12	4th		
Male	0	0	0	0	0	0	0	0	0	0	90	96	79	8	273	
Female	0	0	0	0	0	0	0	0	0	0	70	93	80	4	247	
Total	0	0	0	0	0	0	0	0	0	0	160	189	159	12	520	

Enrolment By Grade
For Carbonear Collegiate



* Data from the 2003-2004 AGR(Enrolment/Age as of the last day in Sept./Dec.)

** Newfoundland Statistics Classification System

*** May include itinerant teachers



**School Description Report
2003-04**

District 9 - Avalon West

#259 - Coley's Point Primary, Coley's Point

Classification: Rural Community/Avalon Region**
Offers Distance Education: No

Grades: K-4

Number of Grades: 5

[School FTE PTR : 14.1](#)

[District FTE PTR : 13.5](#)

[Provincial FTE PTR : 13.5](#)

[FTE Teachers](#) *** : 24.5

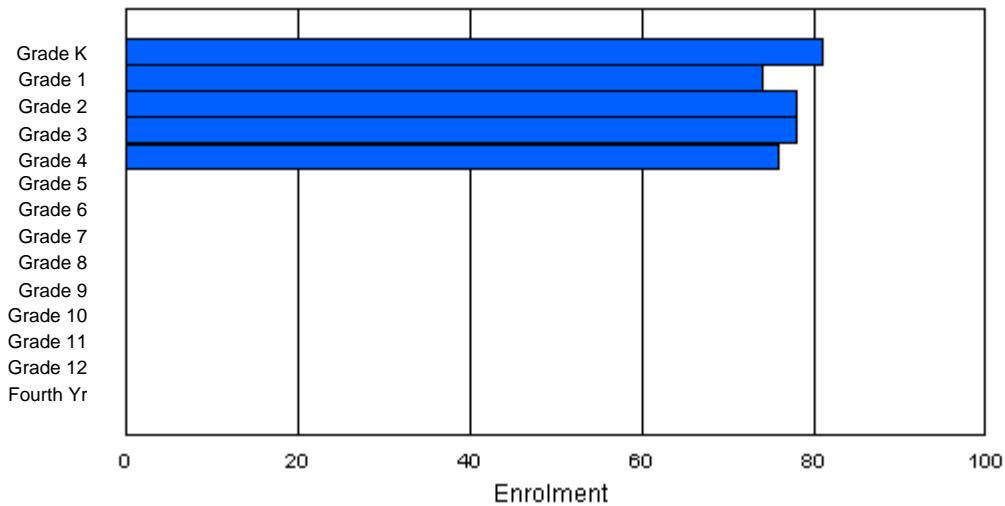
Enrolment By Age and Gender

Gender	Age																Total
	5	6	7	8	9	10	11	12	13	14	15	16	17	18	19	20>	
Male	41	41	40	38	38	0	0	0	0	0	0	0	0	0	0	0	198
Female	38	36	37	41	37	0	0	0	0	0	0	0	0	0	0	0	189
Total	79	77	77	79	75	0	0	0	0	0	0	0	0	0	0	0	387

Enrolment By Grade and Gender

Gender	Grade															Total
	K	1	2	3	4	5	6	7	8	9	10	11	12	4th		
Male	43	39	40	37	39	0	0	0	0	0	0	0	0	0	0	198
Female	38	35	38	41	37	0	0	0	0	0	0	0	0	0	0	189
Total	81	74	78	78	76	0	0	0	0	0	0	0	0	0	0	387

Enrolment By Grade
For Coley's Point Primary



* Data from the 2003-2004 AGR(Enrolment/Age as of the last day in Sept./Dec.)

** Newfoundland Statistics Classification System

*** May include itinerant teachers



School Description Report 2003-04

District 9 - Avalon West

#464 - Crescent Collegiate, Blaketown

Classification: Rural Community/Avalon Region**
Offers Distance Education: No

Grades: 7-12

Number of Grades: 6

[School FTE PTR : 15.2](#)

[District FTE PTR : 13.5](#)

[Provincial FTE PTR : 13.5](#)

[FTE Teachers](#) *** : 49.8

Enrolment By Age and Gender

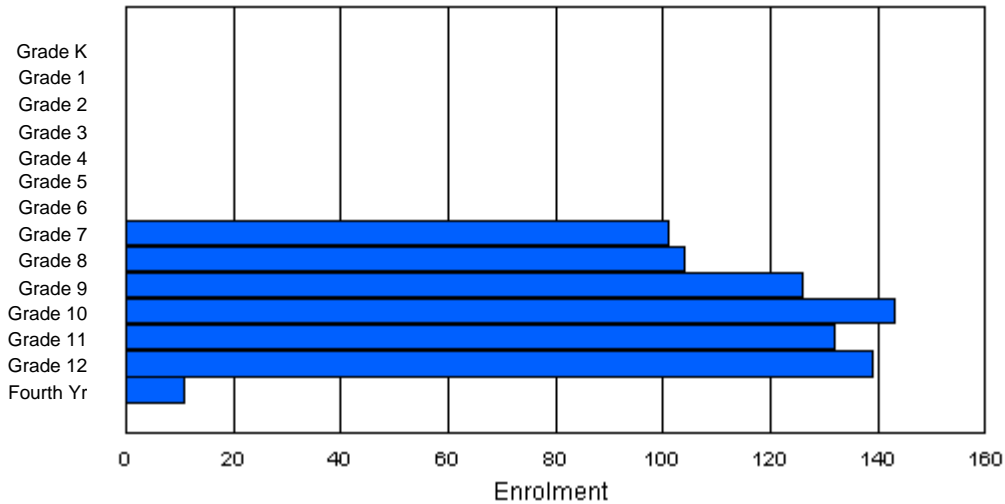
Gender	Age																Total
	5	6	7	8	9	10	11	12	13	14	15	16	17	18	19	20>	
Male	0	0	0	0	0	0	1	44	44	54	78	69	74	18	4	3	389
Female	0	0	0	0	0	0	0	45	57	61	68	61	61	13	1	0	367
Total	0	0	0	0	0	0	1	89	101	115	146	130	135	31	5	3	756

Enrolment By Grade and Gender

Gender	Grade														Total
	K	1	2	3	4	5	6	7	8	9	10	11	12	4th	
Male	0	0	0	0	0	0	0	49	50	64	74	66	78	8	389
Female	0	0	0	0	0	0	0	52	54	62	69	66	61	3	367
Total	0	0	0	0	0	0	0	101	104	126	143	132	139	11	756

Enrolment By Grade

For Crescent Collegiate



* Data from the 2003-2004 AGR(Enrolment/Age as of the last day in Sept./Dec.)

** Newfoundland Statistics Classification System

*** May include itinerant teachers



**School Description Report
2003-04**

District 9 - Avalon West

#254 - Davis Elementary, Carbonear

Classification: Rural Community/Avalon Region**
Offers Distance Education: No

Grades: K-5

Number of Grades: 6

[School FTE PTR : 15.1](#)

[District FTE PTR : 13.5](#)

[Provincial FTE PTR : 13.5](#)

[FTE Teachers](#) *** : 20.0

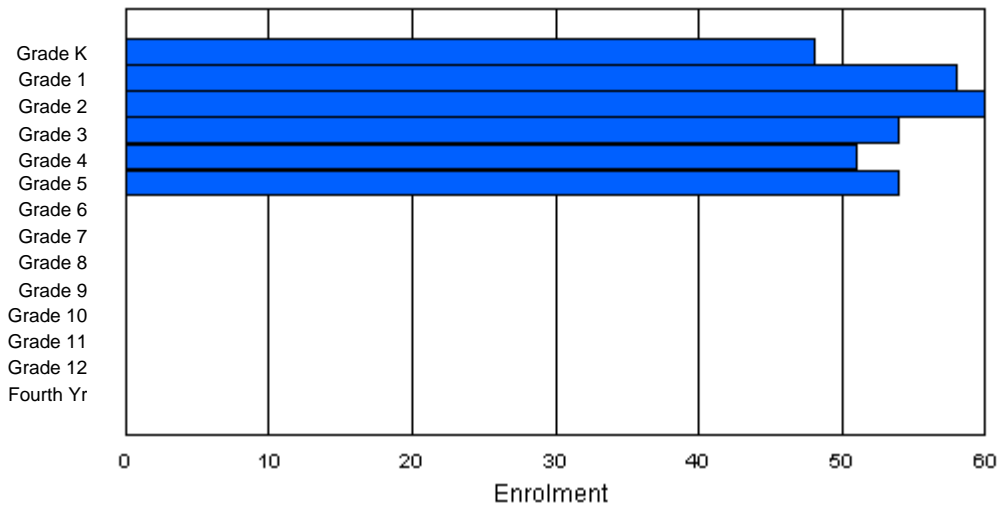
Enrolment By Age and Gender

Gender	Age																Total
	5	6	7	8	9	10	11	12	13	14	15	16	17	18	19	20>	
Male	23	31	28	23	26	29	0	0	0	0	0	0	0	0	0	0	160
Female	25	27	31	31	26	24	1	0	0	0	0	0	0	0	0	0	165
Total	48	58	59	54	52	53	1	0	0	0	0	0	0	0	0	0	325

Enrolment By Grade and Gender

Gender	Grade														Total
	K	1	2	3	4	5	6	7	8	9	10	11	12	4th	
Male	23	31	30	22	26	28	0	0	0	0	0	0	0	0	160
Female	25	27	30	32	25	26	0	0	0	0	0	0	0	0	165
Total	48	58	60	54	51	54	0	0	0	0	0	0	0	0	325

Enrolment By Grade
For Davis Elementary



* Data from the 2003-2004 AGR(Enrolment/Age as of the last day in Sept./Dec.)

** Newfoundland Statistics Classification System

*** May include itinerant teachers



**School Description Report
2003-04**

District 9 - Avalon West

#287 - Dunne Memorial Academy, St. Mary's

Classification: Rural Community/Avalon Region**
Offers Distance Education: Yes

Grades: K-12

Number of Grades: 13

[School FTE PTR : 11.0](#)

[District FTE PTR : 13.5](#)

[Provincial FTE PTR : 13.5](#)

[FTE Teachers](#) *** : 20.8

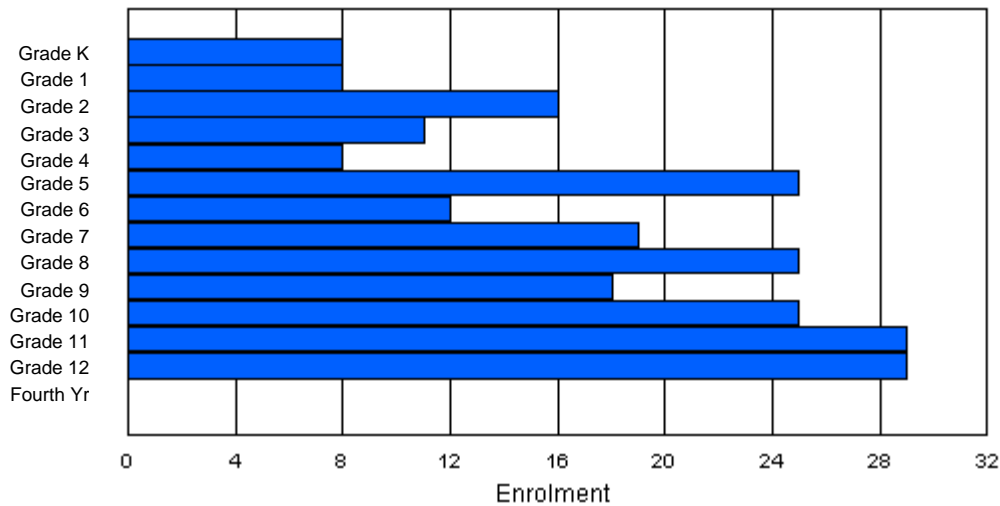
Enrolment By Age and Gender

Gender	Age																	Total
	5	6	7	8	9	10	11	12	13	14	15	16	17	18	19	20>		
Male	6	3	14	4	4	10	8	12	14	10	12	16	18	0	0	0	131	
Female	2	4	3	7	4	16	3	7	11	8	11	12	14	0	0	0	102	
Total	8	7	17	11	8	26	11	19	25	18	23	28	32	0	0	0	233	

Enrolment By Grade and Gender

Gender	Grade														Total
	K	1	2	3	4	5	6	7	8	9	10	11	12	4th	
Male	6	4	13	4	4	9	9	12	14	10	13	17	16	0	131
Female	2	4	3	7	4	16	3	7	11	8	12	12	13	0	102
Total	8	8	16	11	8	25	12	19	25	18	25	29	29	0	233

Enrolment By Grade
For Dunne Memorial Academy



* Data from the 2003-2004 AGR(Enrolment/Age as of the last day in Sept./Dec.)

** Newfoundland Statistics Classification System

*** May include itinerant teachers



**School Description Report
2003-04**

District 9 - Avalon West

#438 - Epiphany Elementary, Heart's Delight

Classification: Rural Community/Avalon Region**
Offers Distance Education: No

Grades: K-8

Number of Grades: 9

[School FTE PTR : 9.7](#)
[District FTE PTR : 13.5](#)
[Provincial FTE PTR : 13.5](#)

[FTE Teachers](#) *** : 10.0

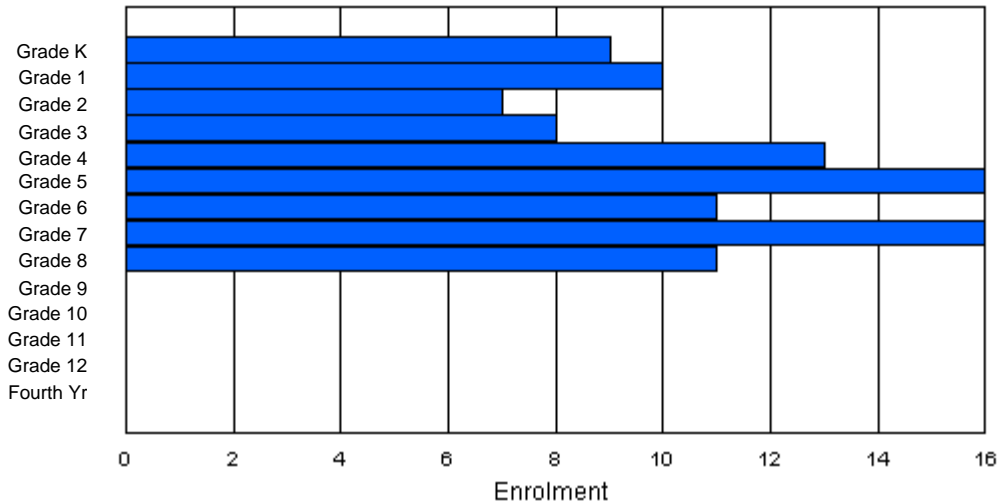
Enrolment By Age and Gender

Gender	Age																Total
	5	6	7	8	9	10	11	12	13	14	15	16	17	18	19	20>	
Male	4	4	4	5	6	8	7	5	9	0	0	0	0	0	0	0	52
Female	5	6	3	4	6	7	4	11	3	0	0	0	0	0	0	0	49
Total	9	10	7	9	12	15	11	16	12	0	0	0	0	0	0	0	101

Enrolment By Grade and Gender

Gender	Grade														Total
	K	1	2	3	4	5	6	7	8	9	10	11	12	4th	
Male	4	4	4	4	7	9	7	5	8	0	0	0	0	0	52
Female	5	6	3	4	6	7	4	11	3	0	0	0	0	0	49
Total	9	10	7	8	13	16	11	16	11	0	0	0	0	0	101

Enrolment By Grade
For Epiphany Elementary



* Data from the 2003-2004 AGR(Enrolment/Age as of the last day in Sept./Dec.)

** Newfoundland Statistics Classification System

*** May include itinerant teachers



**School Description Report
2003-04**

District 9 - Avalon West

#286 - Fatima Academy, St. Bride's

Classification: Rural Community/Avalon Region**
Offers Distance Education: Yes

Grades: K-12

Number of Grades: 13

[School FTE PTR : 10.8](#)

[District FTE PTR : 13.5](#)

[Provincial FTE PTR : 13.5](#)

[FTE Teachers](#) *** : 16.0

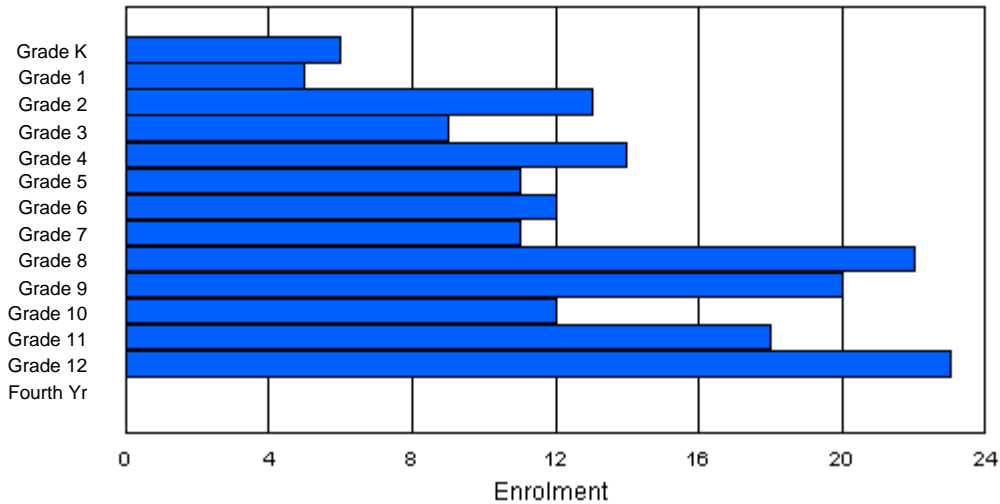
Enrolment By Age and Gender

Gender	Age																	Total
	5	6	7	8	9	10	11	12	13	14	15	16	17	18	19	20>		
Male	4	3	6	4	9	8	6	5	11	8	8	12	14	3	0	0	101	
Female	3	2	6	6	4	4	6	5	12	11	3	6	7	0	0	0	75	
Total	7	5	12	10	13	12	12	10	23	19	11	18	21	3	0	0	176	

Enrolment By Grade and Gender

Gender	Grade														Total
	K	1	2	3	4	5	6	7	8	9	10	11	12	4th	
Male	3	3	6	4	9	8	6	5	11	9	8	12	17	0	101
Female	3	2	7	5	5	3	6	6	11	11	4	6	6	0	75
Total	6	5	13	9	14	11	12	11	22	20	12	18	23	0	176

Enrolment By Grade
For Fatima Academy



* Data from the 2003-2004 AGR(Enrolment/Age as of the last day in Sept./Dec.)

** Newfoundland Statistics Classification System

*** May include itinerant teachers



**School Description Report
2003-04**

District 9 - Avalon West

#268 - Harbour Grace Primary, Harbour Grace

Classification: Rural Community/Avalon Region**
Offers Distance Education: No

Grades: K-4

Number of Grades: 5

[School FTE PTR : 13.4](#)

[District FTE PTR : 13.5](#)

[Provincial FTE PTR : 13.5](#)

[FTE Teachers](#) *** : 11.5

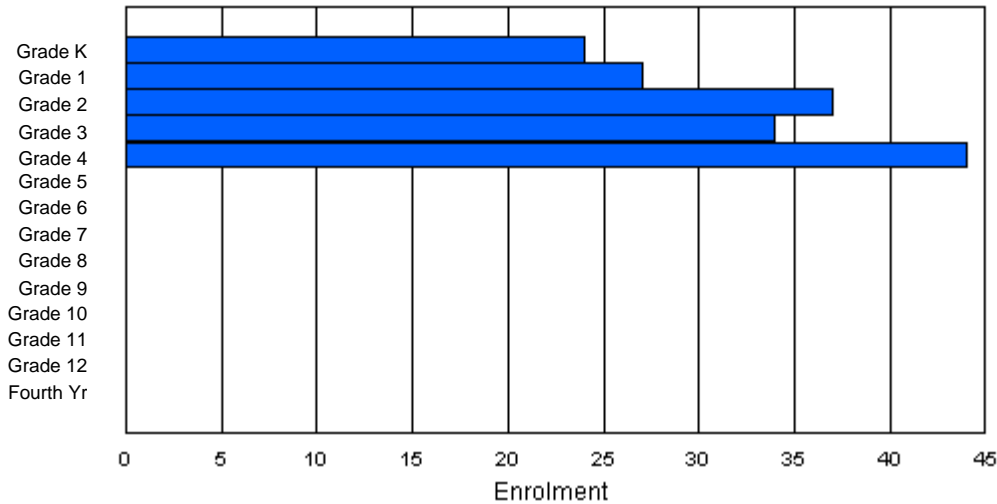
Enrolment By Age and Gender

Gender	Age																Total
	5	6	7	8	9	10	11	12	13	14	15	16	17	18	19	20>	
Male	15	12	22	19	21	0	0	0	0	0	0	0	0	0	0	0	89
Female	9	15	15	14	24	0	0	0	0	0	0	0	0	0	0	0	77
Total	24	27	37	33	45	0	0	0	0	0	0	0	0	0	0	0	166

Enrolment By Grade and Gender

Gender	Grade														Total
	K	1	2	3	4	5	6	7	8	9	10	11	12	4th	
Male	15	12	22	20	20	0	0	0	0	0	0	0	0	0	89
Female	9	15	15	14	24	0	0	0	0	0	0	0	0	0	77
Total	24	27	37	34	44	0	0	0	0	0	0	0	0	0	166

Enrolment By Grade
For Harbour Grace Primary



* Data from the 2003-2004 AGR(Enrolment/Age as of the last day in Sept./Dec.)

** Newfoundland Statistics Classification System

*** May include itinerant teachers



**School Description Report
2003-04**

District 9 - Avalon West

#272 - Holy Cross Elementary, Holyrood

Classification: Rural Community/Avalon Region**
Offers Distance Education: No

Grades: K-6

Number of Grades: 7

[School FTE PTR : 12.0](#)

[District FTE PTR : 13.5](#)

[Provincial FTE PTR : 13.5](#)

[FTE Teachers](#) *** : 15.3

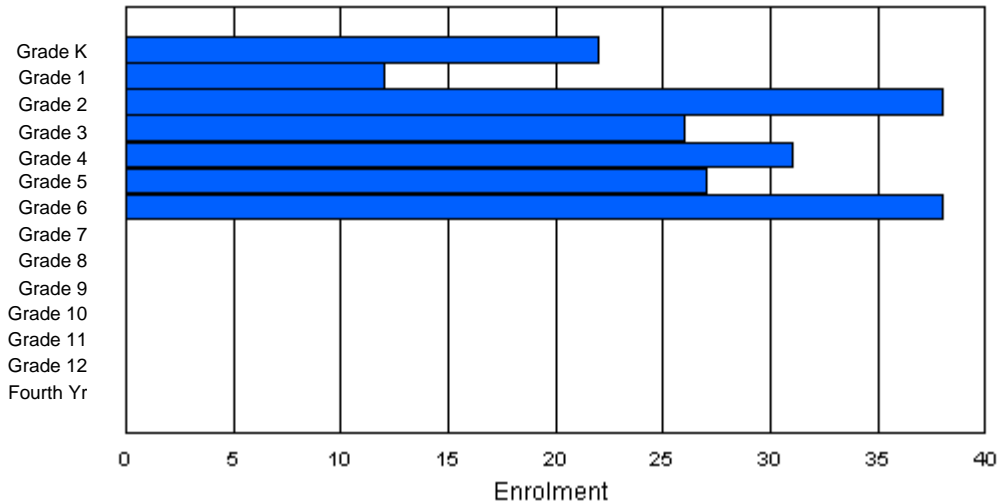
Enrolment By Age and Gender

Gender	Age																Total
	5	6	7	8	9	10	11	12	13	14	15	16	17	18	19	20>	
Male	12	11	18	15	13	9	20	1	0	0	0	0	0	0	0	0	99
Female	10	1	18	13	18	18	17	0	0	0	0	0	0	0	0	0	95
Total	22	12	36	28	31	27	37	1	0	0	0	0	0	0	0	0	194

Enrolment By Grade and Gender

Gender	Grade														Total
	K	1	2	3	4	5	6	7	8	9	10	11	12	4th	
Male	12	11	20	13	13	9	21	0	0	0	0	0	0	0	99
Female	10	1	18	13	18	18	17	0	0	0	0	0	0	0	95
Total	22	12	38	26	31	27	38	0	0	0	0	0	0	0	194

Enrolment By Grade
For Holy Cross Elementary



* Data from the 2003-2004 AGR(Enrolment/Age as of the last day in Sept./Dec.)

** Newfoundland Statistics Classification System

*** May include itinerant teachers



**School Description Report
2003-04**

District 9 - Avalon West

#258 - Holy Family Elementary, Chapel Arm

Classification: Rural Community/Avalon Region**
Offers Distance Education: No

Grades: K-6

Number of Grades: 7

[School FTE PTR : 12.3](#)

[District FTE PTR : 13.5](#)

[Provincial FTE PTR : 13.5](#)

[FTE Teachers](#) *** : 12.0

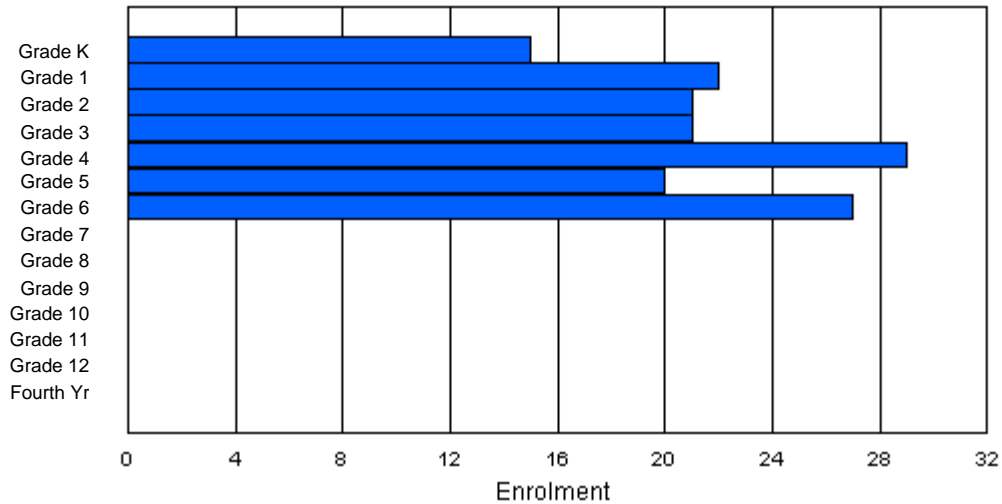
Enrolment By Age and Gender

Gender	Age																Total
	5	6	7	8	9	10	11	12	13	14	15	16	17	18	19	20>	
Male	8	5	11	16	10	11	8	4	0	0	0	0	0	0	0	0	73
Female	7	14	9	11	14	10	15	2	0	0	0	0	0	0	0	0	82
Total	15	19	20	27	24	21	23	6	0	0	0	0	0	0	0	0	155

Enrolment By Grade and Gender

Gender	Grade														Total
	K	1	2	3	4	5	6	7	8	9	10	11	12	4th	
Male	8	7	12	12	14	9	11	0	0	0	0	0	0	0	73
Female	7	15	9	9	15	11	16	0	0	0	0	0	0	0	82
Total	15	22	21	21	29	20	27	0	0	0	0	0	0	0	155

Enrolment By Grade
For Holy Family Elementary



* Data from the 2003-2004 AGR(Enrolment/Age as of the last day in Sept./Dec.)

** Newfoundland Statistics Classification System

*** May include itinerant teachers



**School Description Report
2003-04**

District 9 - Avalon West

#285 - Holy Redeemer Elementary, Spaniard's Bay

Classification: Rural Community/Avalon Region**
Offers Distance Education: No

Grades: K-9

Number of Grades: 10

[School FTE PTR : 13.8](#)

[District FTE PTR : 13.5](#)

[Provincial FTE PTR : 13.5](#)

[FTE Teachers](#) *** : 24.5

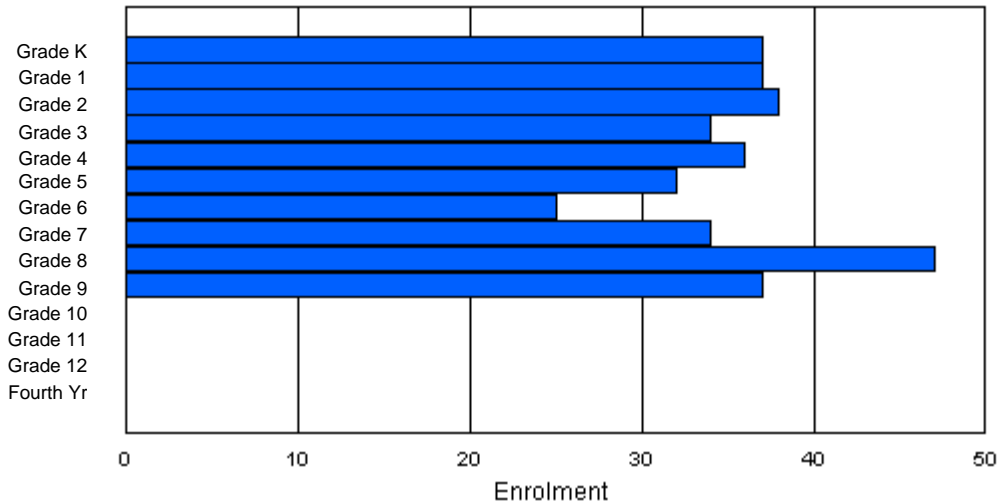
Enrolment By Age and Gender

Gender	Age																Total
	5	6	7	8	9	10	11	12	13	14	15	16	17	18	19	20>	
Male	22	22	21	18	15	16	15	20	25	16	0	0	0	0	0	0	190
Female	15	16	16	16	21	14	11	14	23	20	1	0	0	0	0	0	167
Total	37	38	37	34	36	30	26	34	48	36	1	0	0	0	0	0	357

Enrolment By Grade and Gender

Gender	Grade														Total
	K	1	2	3	4	5	6	7	8	9	10	11	12	4th	
Male	22	21	21	18	15	18	14	20	24	17	0	0	0	0	190
Female	15	16	17	16	21	14	11	14	23	20	0	0	0	0	167
Total	37	37	38	34	36	32	25	34	47	37	0	0	0	0	357

Enrolment By Grade
For Holy Redeemer Elementary



* Data from the 2003-2004 AGR(Enrolment/Age as of the last day in Sept./Dec.)

** Newfoundland Statistics Classification System

*** May include itinerant teachers



**School Description Report
2003-04**

District 9 - Avalon West

#260 - Immaculate Conception, Colliers

Classification: Rural Community/Avalon Region**
Offers Distance Education: No

Grades: K-4

Number of Grades: 5

[School FTE PTR : 12.0](#)

[District FTE PTR : 13.5](#)

[Provincial FTE PTR : 13.5](#)

[FTE Teachers](#) *** : 7.5

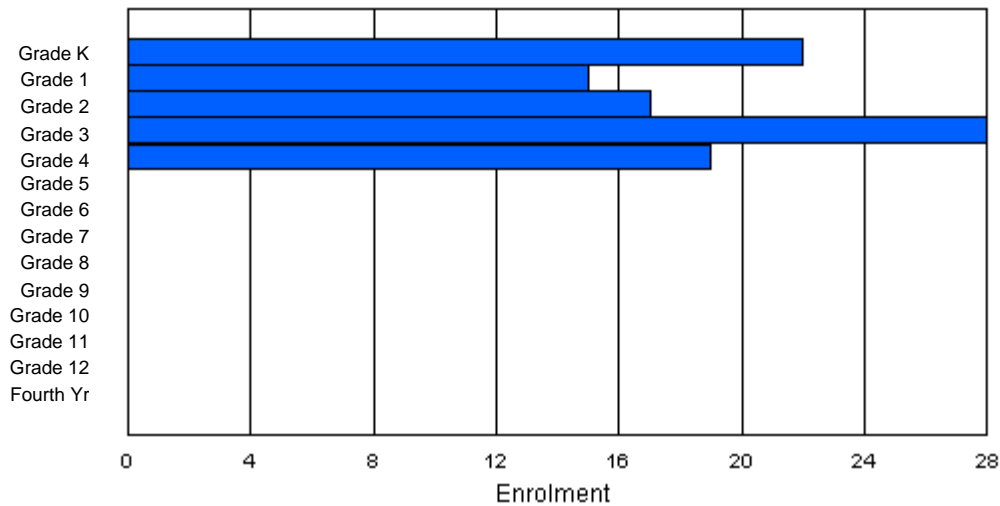
Enrolment By Age and Gender

Gender	Age																Total
	5	6	7	8	9	10	11	12	13	14	15	16	17	18	19	20>	
Male	10	9	8	12	10	0	0	0	0	0	0	0	0	0	0	0	49
Female	12	6	9	16	9	0	0	0	0	0	0	0	0	0	0	0	52
Total	22	15	17	28	19	0	0	0	0	0	0	0	0	0	0	0	101

Enrolment By Grade and Gender

Gender	Grade														Total
	K	1	2	3	4	5	6	7	8	9	10	11	12	4th	
Male	10	9	8	12	10	0	0	0	0	0	0	0	0	0	49
Female	12	6	9	16	9	0	0	0	0	0	0	0	0	0	52
Total	22	15	17	28	19	0	0	0	0	0	0	0	0	0	101

Enrolment By Grade
For Immaculate Conception



* Data from the 2003-2004 AGR(Enrolment/Age as of the last day in Sept./Dec.)

** Newfoundland Statistics Classification System

*** May include itinerant teachers



**School Description Report
2003-04**

District 9 - Avalon West

#280 - Laval High, Placentia

Classification: Rural Community/Avalon Region**
Offers Distance Education: No

Grades: 9-12

Number of Grades: 4

[School FTE PTR : 14.5](#)
[District FTE PTR : 13.5](#)
[Provincial FTE PTR : 13.5](#)

[FTE Teachers](#) *** : 21.0

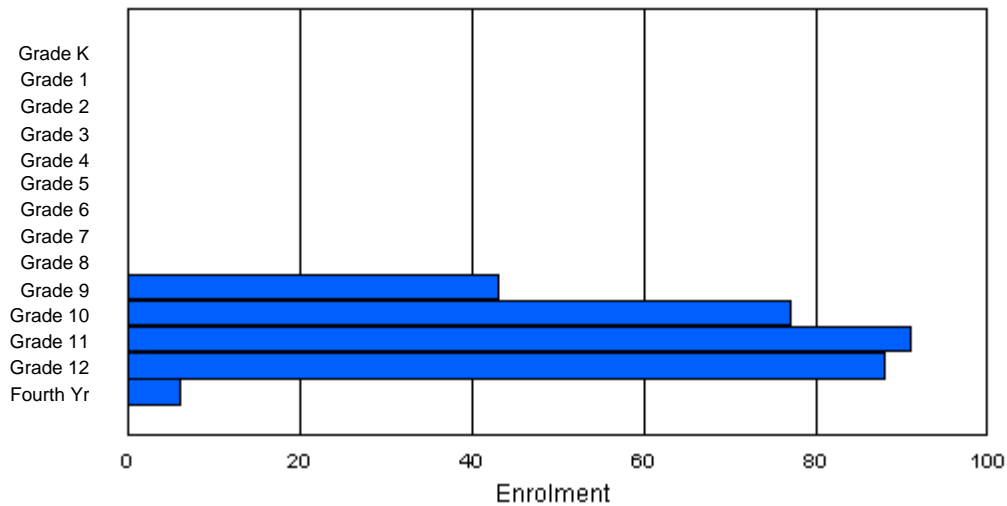
Enrolment By Age and Gender

Gender	Age																	Total
	5	6	7	8	9	10	11	12	13	14	15	16	17	18	19	20>		
Male	0	0	0	0	0	0	0	0	0	22	37	43	37	13	2	1	155	
Female	0	0	0	0	0	0	0	0	0	19	35	39	51	5	0	1	150	
Total	0	0	0	0	0	0	0	0	0	41	72	82	88	18	2	2	305	

Enrolment By Grade and Gender

Gender	Grade															Total
	K	1	2	3	4	5	6	7	8	9	10	11	12	4th		
Male	0	0	0	0	0	0	0	0	0	24	41	47	38	5	155	
Female	0	0	0	0	0	0	0	0	0	19	36	44	50	1	150	
Total	0	0	0	0	0	0	0	0	0	43	77	91	88	6	305	

Enrolment By Grade
For Laval High



* Data from the 2003-2004 AGR(Enrolment/Age as of the last day in Sept./Dec.)

** Newfoundland Statistics Classification System

*** May include itinerant teachers



School Description Report 2003-04

District 9 - Avalon West

#291 - Perlwin Elementary, Winterton

Classification: Rural Community/Avalon Region**
Offers Distance Education: No

Grades: K-9

Number of Grades: 10

[School FTE PTR : 11.2](#)

[District FTE PTR : 13.5](#)

[Provincial FTE PTR : 13.5](#)

[FTE Teachers](#) *** : 13.5

Enrolment By Age and Gender

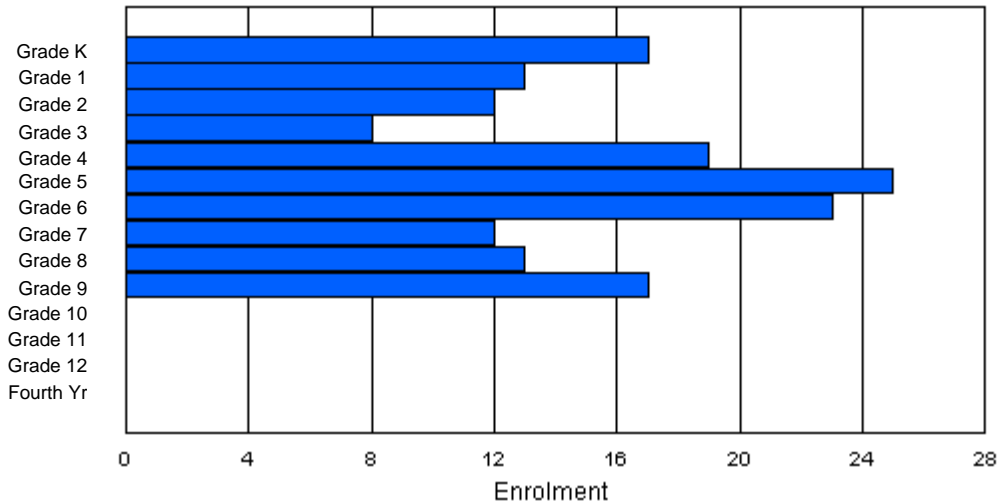
Gender	Age																Total
	5	6	7	8	9	10	11	12	13	14	15	16	17	18	19	20>	
Male	9	6	7	5	11	15	9	12	6	9	1	0	0	0	0	0	90
Female	8	6	6	2	8	9	13	3	7	6	1	0	0	0	0	0	69
Total	17	12	13	7	19	24	22	15	13	15	2	0	0	0	0	0	159

Enrolment By Grade and Gender

Gender	Grade														Total
	K	1	2	3	4	5	6	7	8	9	10	11	12	4th	
Male	9	7	6	6	11	15	10	10	6	10	0	0	0	0	90
Female	8	6	6	2	8	10	13	2	7	7	0	0	0	0	69
Total	17	13	12	8	19	25	23	12	13	17	0	0	0	0	159

Enrolment By Grade

For Perlwin Elementary



* Data from the 2003-2004 AGR(Enrolment/Age as of the last day in Sept./Dec.)

** Newfoundland Statistics Classification System

*** May include itinerant teachers



**School Description Report
2003-04**

District 9 - Avalon West

#442 - Persalvic Elementary, Victoria

Classification: Rural Community/Avalon Region**
Offers Distance Education: No

Grades: K-9

Number of Grades: 10

[School FTE PTR : 14.0](#)

[District FTE PTR : 13.5](#)

[Provincial FTE PTR : 13.5](#)

[FTE Teachers](#) *** : 22.0

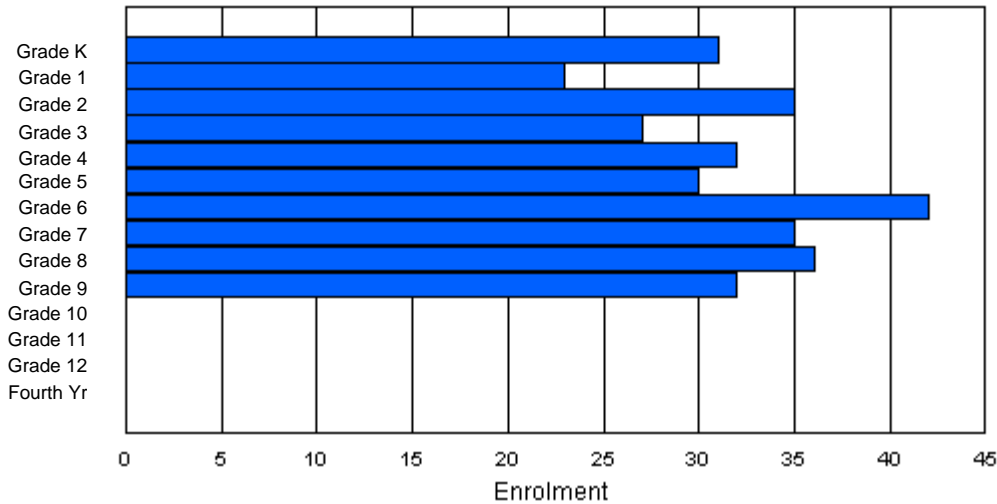
Enrolment By Age and Gender

Gender	Age																Total
	5	6	7	8	9	10	11	12	13	14	15	16	17	18	19	20>	
Male	16	9	22	12	23	8	29	11	18	15	0	0	0	0	0	0	163
Female	15	14	13	15	9	19	24	13	16	21	1	0	0	0	0	0	160
Total	31	23	35	27	32	27	53	24	34	36	1	0	0	0	0	0	323

Enrolment By Grade and Gender

Gender	Grade														Total
	K	1	2	3	4	5	6	7	8	9	10	11	12	4th	
Male	16	9	22	12	23	11	21	19	17	13	0	0	0	0	163
Female	15	14	13	15	9	19	21	16	19	19	0	0	0	0	160
Total	31	23	35	27	32	30	42	35	36	32	0	0	0	0	323

Enrolment By Grade
For Persalvic Elementary



* Data from the 2003-2004 AGR(Enrolment/Age as of the last day in Sept./Dec.)

** Newfoundland Statistics Classification System

*** May include itinerant teachers



**School Description Report
2003-04**

District 9 - Avalon West

#247 - Roncalli Central High, Avondale

Classification: Rural Community/Avalon Region**
Offers Distance Education: No

Grades: 5-12

Number of Grades: 8

[School FTE PTR : 12.7](#)

[District FTE PTR : 13.5](#)

[Provincial FTE PTR : 13.5](#)

[FTE Teachers](#) *** : 36.0

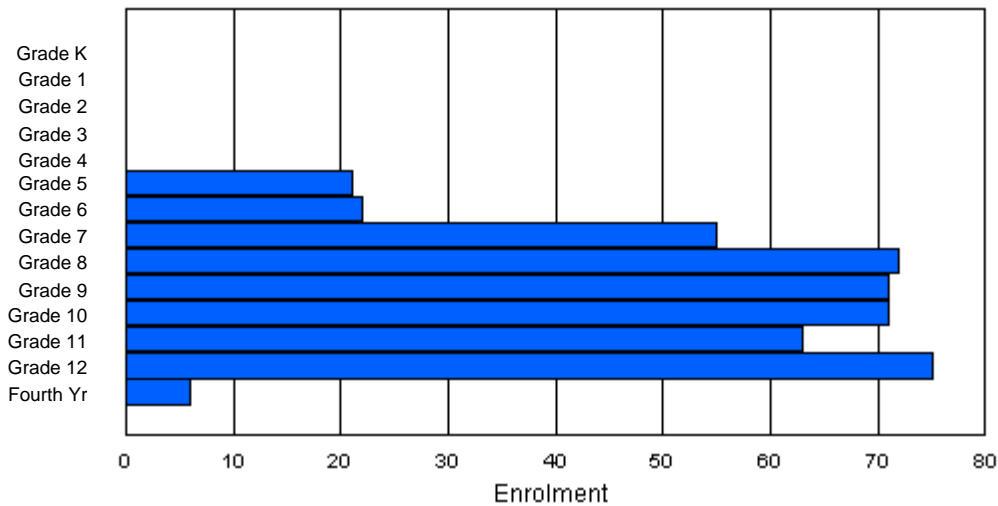
Enrolment By Age and Gender

Gender	Age																	Total
	5	6	7	8	9	10	11	12	13	14	15	16	17	18	19	20>		
Male	0	0	0	0	0	10	15	27	35	28	31	33	36	3	0	0	218	
Female	0	0	0	0	0	11	7	28	33	46	37	30	42	4	0	0	238	
Total	0	0	0	0	0	21	22	55	68	74	68	63	78	7	0	0	456	

Enrolment By Grade and Gender

Gender	Grade															Total
	K	1	2	3	4	5	6	7	8	9	10	11	12	4th		
Male	0	0	0	0	0	10	15	27	38	26	33	32	34	3	218	
Female	0	0	0	0	0	11	7	28	34	45	38	31	41	3	238	
Total	0	0	0	0	0	21	22	55	72	71	71	63	75	6	456	

Enrolment By Grade
For Roncalli Central High



* Data from the 2003-2004 AGR(Enrolment/Age as of the last day in Sept./Dec.)

** Newfoundland Statistics Classification System

*** May include itinerant teachers



**School Description Report
2003-04**

District 9 - Avalon West

#435 - St. Anne's Academy, Dunville

Classification: Rural Community/Avalon Region**
Offers Distance Education: No

Grades: K-9

Number of Grades: 10

[School FTE PTR : 13.7](#)

[District FTE PTR : 13.5](#)

[Provincial FTE PTR : 13.5](#)

[FTE Teachers](#) *** : 21.3

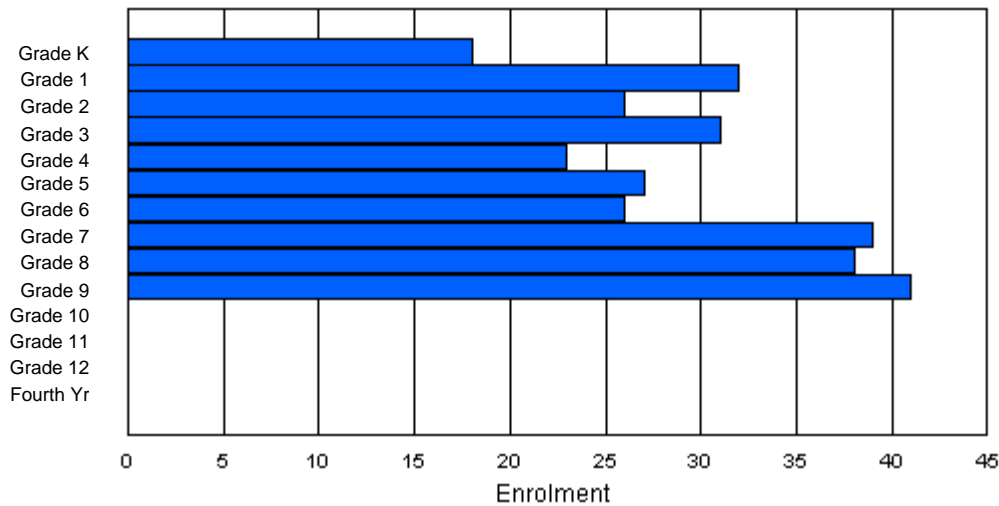
Enrolment By Age and Gender

Gender	Age																Total
	5	6	7	8	9	10	11	12	13	14	15	16	17	18	19	20>	
Male	12	15	14	18	9	15	14	19	20	24	1	0	0	0	0	0	161
Female	6	17	12	13	12	14	12	19	19	16	0	0	0	0	0	0	140
Total	18	32	26	31	21	29	26	38	39	40	1	0	0	0	0	0	301

Enrolment By Grade and Gender

Gender	Grade														Total
	K	1	2	3	4	5	6	7	8	9	10	11	12	4th	
Male	12	15	14	18	10	14	14	19	20	25	0	0	0	0	161
Female	6	17	12	13	13	13	12	20	18	16	0	0	0	0	140
Total	18	32	26	31	23	27	26	39	38	41	0	0	0	0	301

Enrolment By Grade
For St. Anne's Academy



* Data from the 2003-2004 AGR(Enrolment/Age as of the last day in Sept./Dec.)

** Newfoundland Statistics Classification System

*** May include itinerant teachers



School Description Report 2003-04

District 9 - Avalon West

#274 - St. Catherine's Academy, Mount Carmel

Classification: Rural Community/Avalon Region**
Offers Distance Education: Yes

Grades: K-12

Number of Grades: 13

[School FTE PTR : 12.3](#)

[District FTE PTR : 13.5](#)

[Provincial FTE PTR : 13.5](#)

[FTE Teachers](#) *** : 19.5

Enrolment By Age and Gender

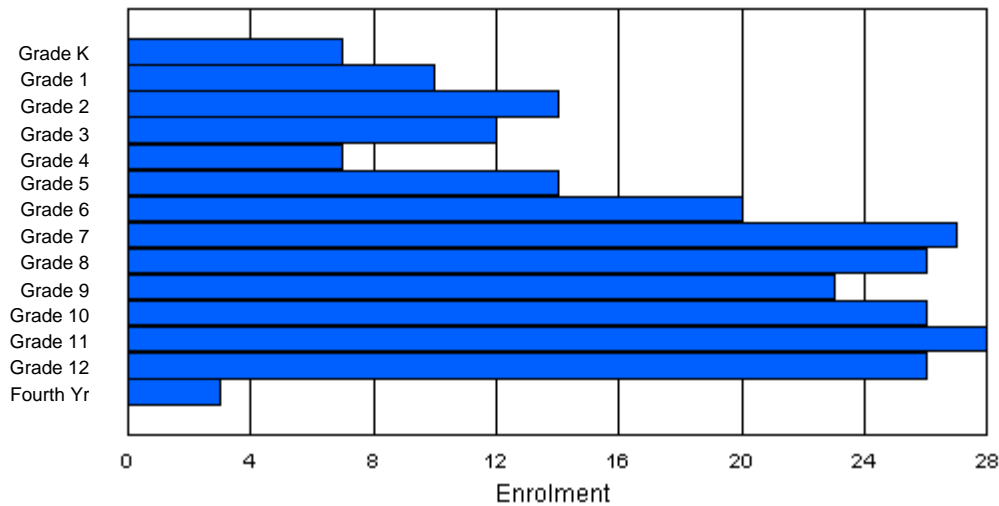
Gender	Age																Total
	5	6	7	8	9	10	11	12	13	14	15	16	17	18	19	20>	
Male	3	4	10	7	4	6	9	18	11	12	16	15	10	3	1	0	129
Female	4	7	3	6	3	8	11	4	19	8	14	12	15	0	0	0	114
Total	7	11	13	13	7	14	20	22	30	20	30	27	25	3	1	0	243

Enrolment By Grade and Gender

Gender	Grade														Total
	K	1	2	3	4	5	6	7	8	9	10	11	12	4th	
Male	3	4	11	6	4	6	9	21	8	16	12	15	11	3	129
Female	4	6	3	6	3	8	11	6	18	7	14	13	15	0	114
Total	7	10	14	12	7	14	20	27	26	23	26	28	26	3	243

Enrolment By Grade

For St. Catherine's Academy



* Data from the 2003-2004 AGR(Enrolment/Age as of the last day in Sept./Dec.)

** Newfoundland Statistics Classification System

*** May include itinerant teachers



**School Description Report
2003-04**

District 9 - Avalon West

#281 - St. Edward's Elementary, Placentia

Classification: Rural Community/Avalon Region**
Offers Distance Education: No

Grades: K-8

Number of Grades: 9

[School FTE PTR : 13.2](#)

[District FTE PTR : 13.5](#)

[Provincial FTE PTR : 13.5](#)

[FTE Teachers](#) *** : 18.8

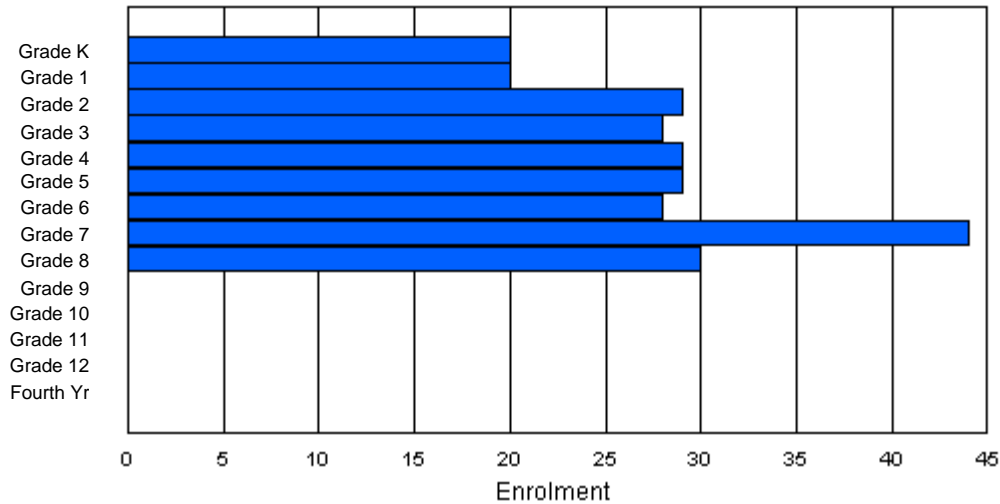
Enrolment By Age and Gender

Gender	Age																Total
	5	6	7	8	9	10	11	12	13	14	15	16	17	18	19	20>	
Male	8	12	7	18	17	17	16	18	15	1	0	0	0	0	0	0	129
Female	12	8	18	12	10	16	12	25	13	2	0	0	0	0	0	0	128
Total	20	20	25	30	27	33	28	43	28	3	0	0	0	0	0	0	257

Enrolment By Grade and Gender

Gender	Grade														Total
	K	1	2	3	4	5	6	7	8	9	10	11	12	4th	
Male	8	12	10	17	17	15	16	19	15	0	0	0	0	0	129
Female	12	8	19	11	12	14	12	25	15	0	0	0	0	0	128
Total	20	20	29	28	29	29	28	44	30	0	0	0	0	0	257

Enrolment By Grade
For St. Edward's Elementary



* Data from the 2003-2004 AGR(Enrolment/Age as of the last day in Sept./Dec.)

** Newfoundland Statistics Classification System

*** May include itinerant teachers



**School Description Report
2003-04**

District 9 - Avalon West

#269 - St. Francis, Harbour Grace

Classification: Rural Community/Avalon Region**
Offers Distance Education: No

Grades: 5-9

Number of Grades: 5

[School FTE PTR : 12.8](#)

[District FTE PTR : 13.5](#)

[Provincial FTE PTR : 13.5](#)

[FTE Teachers](#) *** : 15.5

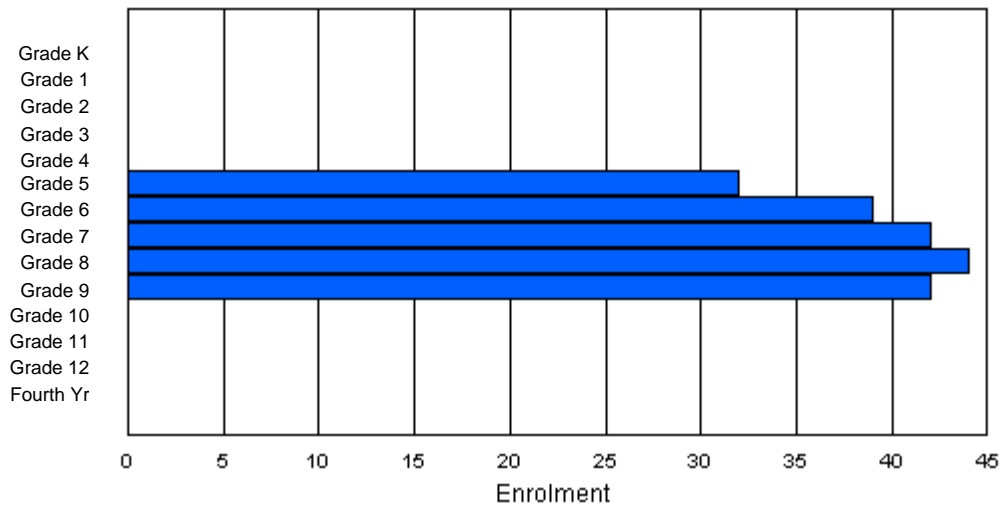
Enrolment By Age and Gender

Gender	Age																Total
	5	6	7	8	9	10	11	12	13	14	15	16	17	18	19	20>	
Male	0	0	0	0	0	21	18	23	24	19	2	0	0	0	0	0	107
Female	0	0	0	0	0	11	21	18	19	23	0	0	0	0	0	0	92
Total	0	0	0	0	0	32	39	41	43	42	2	0	0	0	0	0	199

Enrolment By Grade and Gender

Gender	Grade														Total
	K	1	2	3	4	5	6	7	8	9	10	11	12	4th	
Male	0	0	0	0	0	21	18	24	23	21	0	0	0	0	107
Female	0	0	0	0	0	11	21	18	21	21	0	0	0	0	92
Total	0	0	0	0	0	32	39	42	44	42	0	0	0	0	199

Enrolment By Grade
For St. Francis



* Data from the 2003-2004 AGR(Enrolment/Age as of the last day in Sept./Dec.)

** Newfoundland Statistics Classification System

*** May include itinerant teachers



**School Description Report
2003-04**

District 9 - Avalon West

#256 - St. Joseph's Intermediate, Carbonear

Classification: Rural Community/Avalon Region**
Offers Distance Education: No

Grades: 6-9

Number of Grades: 4

[School FTE PTR : 16.7](#)

[District FTE PTR : 13.5](#)

[Provincial FTE PTR : 13.5](#)

[FTE Teachers](#) *** : 16.5

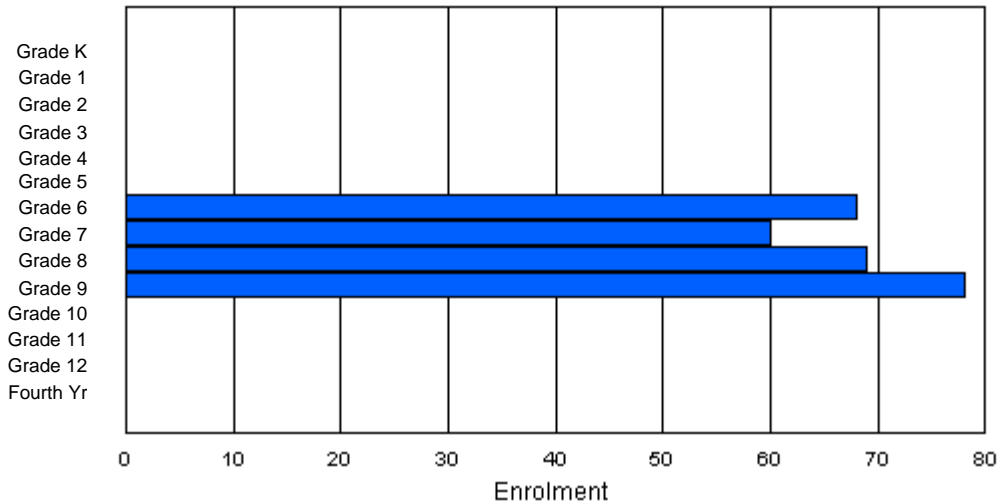
Enrolment By Age and Gender

Gender	Age																Total
	5	6	7	8	9	10	11	12	13	14	15	16	17	18	19	20>	
Male	0	0	0	0	0	9	40	29	33	35	3	0	0	0	0	0	149
Female	0	0	0	0	0	6	32	26	35	24	3	0	0	0	0	0	126
Total	0	0	0	0	0	15	72	55	68	59	6	0	0	0	0	0	275

Enrolment By Grade and Gender

Gender	Grade														Total
	K	1	2	3	4	5	6	7	8	9	10	11	12	4th	
Male	0	0	0	0	0	0	37	34	34	44	0	0	0	0	149
Female	0	0	0	0	0	0	31	26	35	34	0	0	0	0	126
Total	0	0	0	0	0	0	68	60	69	78	0	0	0	0	275

Enrolment By Grade
For St. Joseph's Intermediate



* Data from the 2003-2004 AGR(Enrolment/Age as of the last day in Sept./Dec.)

** Newfoundland Statistics Classification System

*** May include itinerant teachers



**School Description Report
2003-04**

District 9 - Avalon West

#289 - St. Peter's Elementary, Upper Island Cove

Classification: Rural Community/Avalon Region**
Offers Distance Education: No

Grades: K-9

Number of Grades: 10

[School FTE PTR : 14.3](#)

[District FTE PTR : 13.5](#)

[Provincial FTE PTR : 13.5](#)

[FTE Teachers](#) *** : 18.6

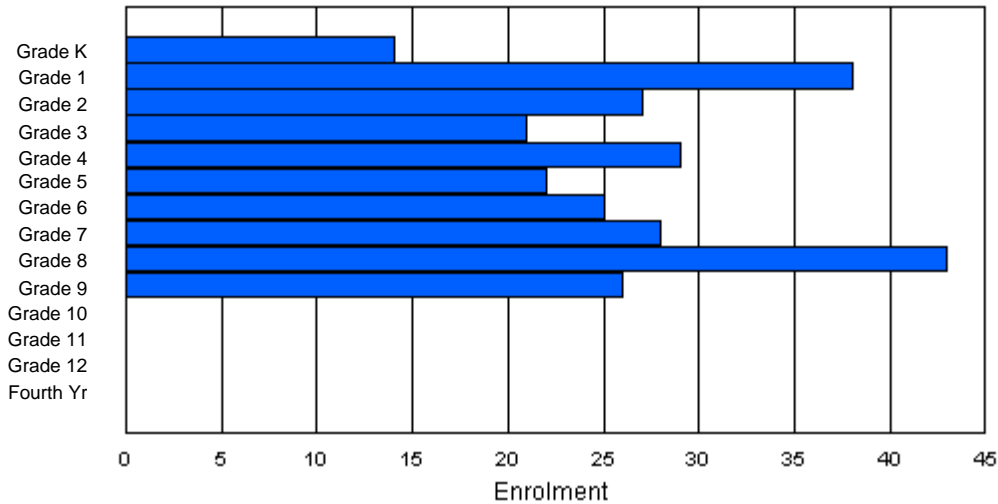
Enrolment By Age and Gender

Gender	Age																Total
	5	6	7	8	9	10	11	12	13	14	15	16	17	18	19	20>	
Male	10	17	14	14	14	7	10	18	16	18	3	0	0	0	0	0	141
Female	5	16	13	9	16	13	14	14	22	10	0	0	0	0	0	132	
Total	15	33	27	23	30	20	24	32	38	28	3	0	0	0	0	273	

Enrolment By Grade and Gender

Gender	Grade														Total
	K	1	2	3	4	5	6	7	8	9	10	11	12	4th	
Male	10	21	13	11	14	10	9	17	20	16	0	0	0	0	141
Female	4	17	14	10	15	12	16	11	23	10	0	0	0	0	132
Total	14	38	27	21	29	22	25	28	43	26	0	0	0	0	273

Enrolment By Grade
For St. Peter's Elementary



* Data from the 2003-2004 AGR(Enrolment/Age as of the last day in Sept./Dec.)

** Newfoundland Statistics Classification System

*** May include itinerant teachers



**School Description Report
2003-04**

District 9 - Avalon West

#433 - Tricon Elementary, Bay de Verde

Classification: Rural Community/Avalon Region**
Offers Distance Education: No

Grades: K-6

Number of Grades: 7

[School FTE PTR : 11.0](#)

[District FTE PTR : 13.5](#)

[Provincial FTE PTR : 13.5](#)

[FTE Teachers](#) *** : 9.3

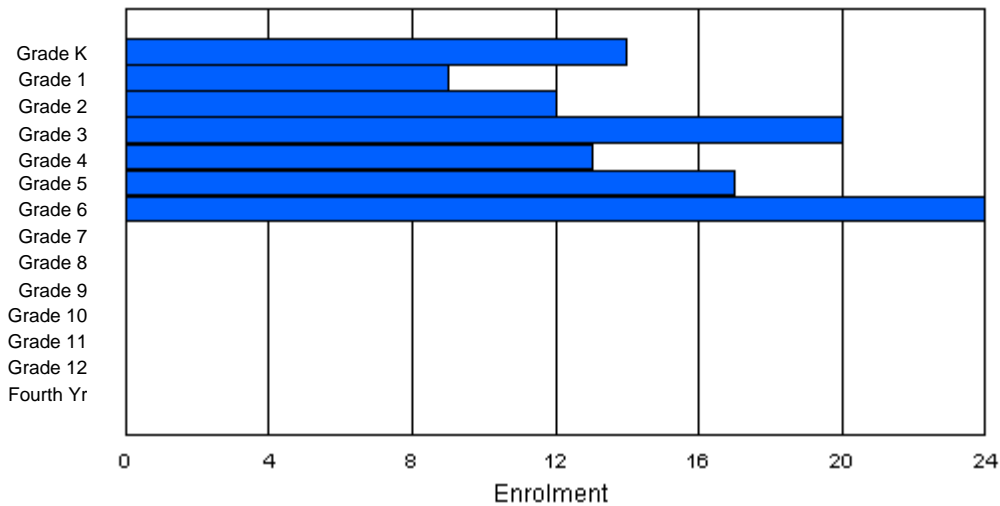
Enrolment By Age and Gender

Gender	Age																Total
	5	6	7	8	9	10	11	12	13	14	15	16	17	18	19	20>	
Male	3	7	8	8	8	9	15	0	0	0	0	0	0	0	0	0	58
Female	11	2	4	12	5	8	9	0	0	0	0	0	0	0	0	0	51
Total	14	9	12	20	13	17	24	0	0	0	0	0	0	0	0	0	109

Enrolment By Grade and Gender

Gender	Grade														Total
	K	1	2	3	4	5	6	7	8	9	10	11	12	4th	
Male	3	7	8	8	8	9	15	0	0	0	0	0	0	0	58
Female	11	2	4	12	5	8	9	0	0	0	0	0	0	0	51
Total	14	9	12	20	13	17	24	0	0	0	0	0	0	0	109

Enrolment By Grade
For Tricon Elementary



* Data from the 2003-2004 AGR(Enrolment/Age as of the last day in Sept./Dec.)

** Newfoundland Statistics Classification System

*** May include itinerant teachers



**School Description Report
2003-04**

District 9 - Avalon West

#446 - Whitbourne Elementary, Whitbourne

Classification: Rural Community/Avalon Region**
Offers Distance Education: No

Grades: K-6

Number of Grades: 7

[School FTE PTR : 9.9](#)

[District FTE PTR : 13.5](#)

[Provincial FTE PTR : 13.5](#)

[FTE Teachers](#) *** : 8.0

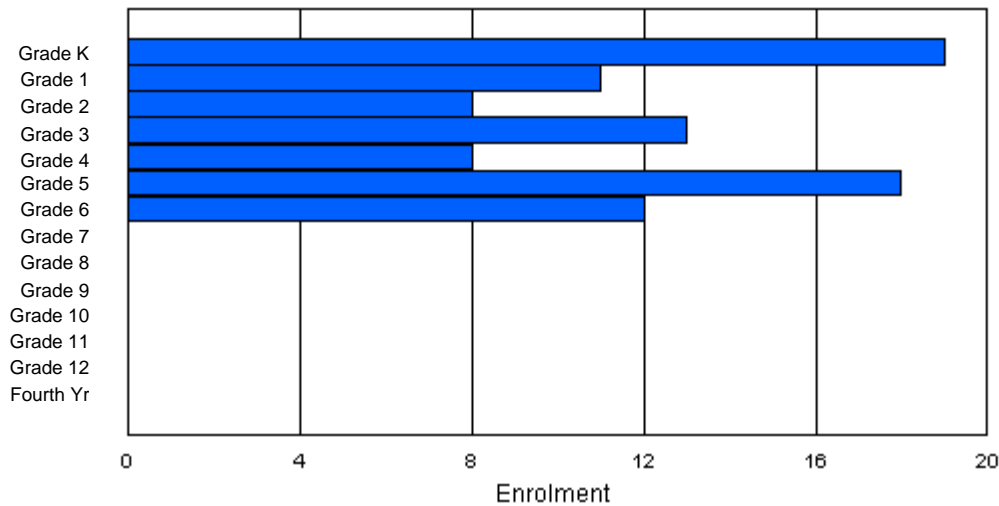
Enrolment By Age and Gender

Gender	Age																Total
	5	6	7	8	9	10	11	12	13	14	15	16	17	18	19	20>	
Male	8	5	3	9	4	12	3	3	0	0	0	0	0	0	0	0	47
Female	11	6	5	4	4	6	6	0	0	0	0	0	0	0	0	0	42
Total	19	11	8	13	8	18	9	3	0	0	0	0	0	0	0	0	89

Enrolment By Grade and Gender

Gender	Grade														Total
	K	1	2	3	4	5	6	7	8	9	10	11	12	4th	
Male	8	5	3	9	4	12	6	0	0	0	0	0	0	0	47
Female	11	6	5	4	4	6	6	0	0	0	0	0	0	0	42
Total	19	11	8	13	8	18	12	0	0	0	0	0	0	0	89

Enrolment By Grade
For Whitbourne Elementary



* Data from the 2003-2004 AGR(Enrolment/Age as of the last day in Sept./Dec.)

** Newfoundland Statistics Classification System

*** May include itinerant teachers



**School Description Report
2003-04**

District 9 - Avalon West

#262 - Woodland Elementary, Dildo

Classification: Rural Community/Avalon Region**
Offers Distance Education: No

Grades: K-6

Number of Grades: 7

[School FTE PTR : 13.0](#)

[District FTE PTR : 13.5](#)

[Provincial FTE PTR : 13.5](#)

[FTE Teachers](#) *** : 16.0

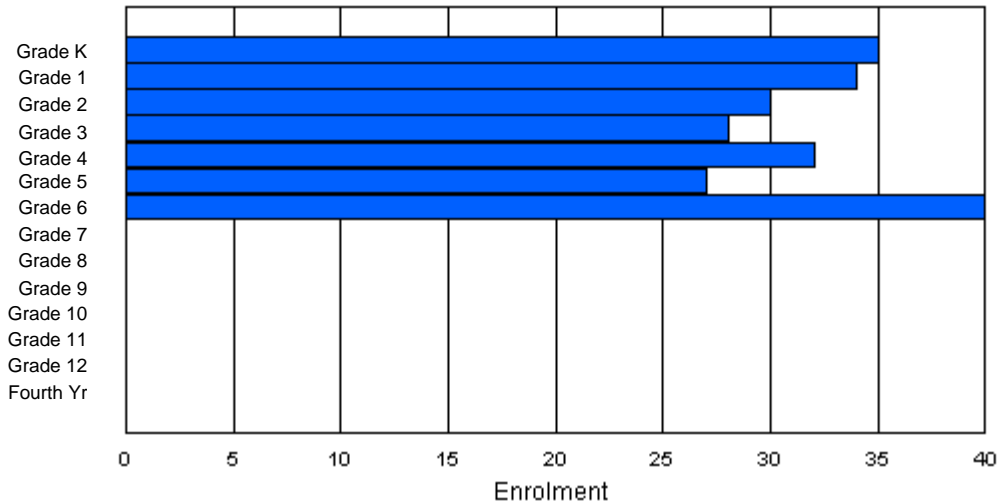
Enrolment By Age and Gender

Gender	Age																Total
	5	6	7	8	9	10	11	12	13	14	15	16	17	18	19	20>	
Male	22	14	19	11	19	18	19	0	0	0	0	0	0	0	0	0	122
Female	12	21	11	16	14	9	21	0	0	0	0	0	0	0	0	0	104
Total	34	35	30	27	33	27	40	0	0	0	0	0	0	0	0	0	226

Enrolment By Grade and Gender

Gender	Grade														Total
	K	1	2	3	4	5	6	7	8	9	10	11	12	4th	
Male	22	14	19	12	18	18	19	0	0	0	0	0	0	0	122
Female	13	20	11	16	14	9	21	0	0	0	0	0	0	0	104
Total	35	34	30	28	32	27	40	0	0	0	0	0	0	0	226

Enrolment By Grade
For Woodland Elementary



* Data from the 2003-2004 AGR(Enrolment/Age as of the last day in Sept./Dec.)

** Newfoundland Statistics Classification System

*** May include itinerant teachers



School Description Report 2003-04

District 10 - Avalon East

#447 - Baltimore School, Ferryland

Classification: Rural Community/Avalon Region**
Offers Distance Education: Yes

Grades: K-12

Number of Grades: 13

[School FTE PTR : 13.5](#)

[District FTE PTR : 15.4](#)

[Provincial FTE PTR : 13.5](#)

[FTE Teachers](#) *** : 30.3

Enrolment By Age and Gender

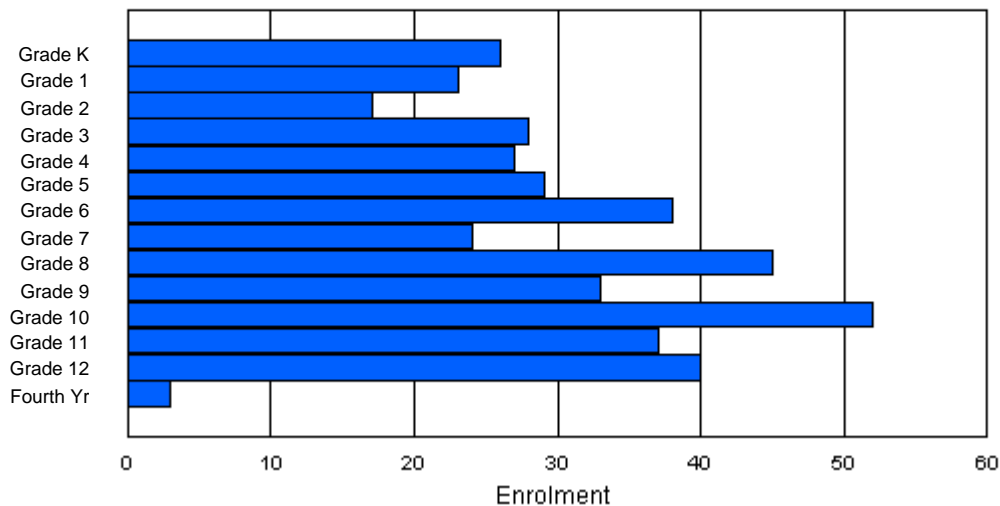
Gender	Age																Total
	5	6	7	8	9	10	11	12	13	14	15	16	17	18	19	20>	
Male	14	11	8	15	14	17	15	18	15	17	30	23	23	1	1	0	222
Female	12	12	9	13	13	12	20	8	27	13	19	20	19	2	1	0	200
Total	26	23	17	28	27	29	35	26	42	30	49	43	42	3	2	0	422

Enrolment By Grade and Gender

Gender	Grade														Total
	K	1	2	3	4	5	6	7	8	9	10	11	12	4th	
Male	14	11	8	15	14	17	18	15	19	19	32	18	21	1	222
Female	12	12	9	13	13	12	20	9	26	14	20	19	19	2	200
Total	26	23	17	28	27	29	38	24	45	33	52	37	40	3	422

Enrolment By Grade

For Baltimore School



* Data from the 2003-2004 AGR(Enrolment/Age as of the last day in Sept./Dec.)

** Newfoundland Statistics Classification System

*** May include itinerant teachers



**School Description Report
2003-04**

District 10 - Avalon East

#320 - Beachy Cove Elementary, Portugal Cove - St. Philip's

Classification: Urban Community/Avalon Region**
Offers Distance Education: No

Grades: K-6

Number of Grades: 7

[School FTE PTR : 16.2](#)

[District FTE PTR : 15.4](#)

[Provincial FTE PTR : 13.5](#)

[FTE Teachers](#) *** : 29.8

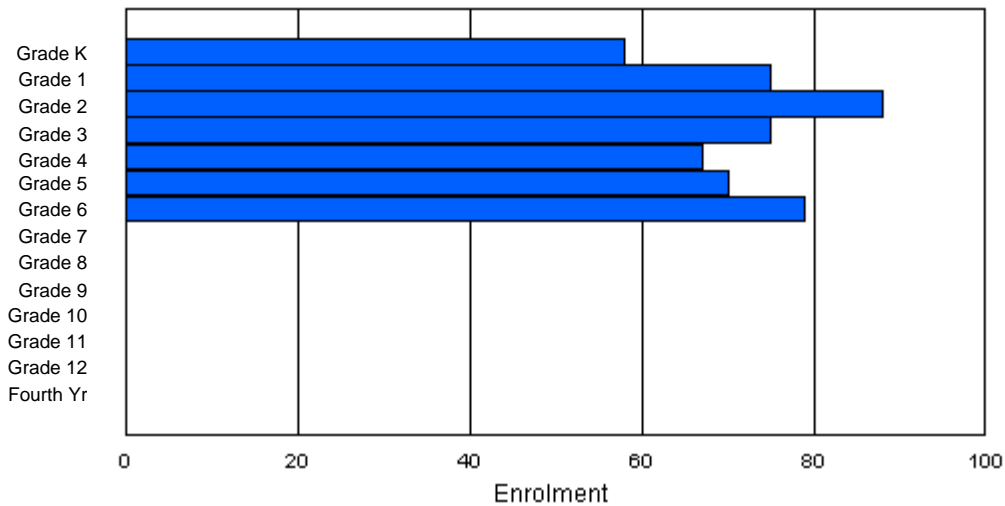
Enrolment By Age and Gender

Gender	Age																Total
	5	6	7	8	9	10	11	12	13	14	15	16	17	18	19	20>	
Male	29	39	47	42	32	40	35	8	0	0	0	0	0	0	0	0	272
Female	26	33	44	32	30	34	40	1	0	0	0	0	0	0	0	0	240
Total	55	72	91	74	62	74	75	9	0	0	0	0	0	0	0	0	512

Enrolment By Grade and Gender

Gender	Grade														Total
	K	1	2	3	4	5	6	7	8	9	10	11	12	4th	
Male	32	41	44	43	35	37	40	0	0	0	0	0	0	0	272
Female	26	34	44	32	32	33	39	0	0	0	0	0	0	0	240
Total	58	75	88	75	67	70	79	0	0	0	0	0	0	0	512

Enrolment By Grade
For Beachy Cove Elementary



* Data from the 2003-2004 AGR(Enrolment/Age as of the last day in Sept./Dec.)

** Newfoundland Statistics Classification System

*** May include itinerant teachers



**School Description Report
2003-04**

District 10 - Avalon East

#324 - Beaconsfield Junior High, St. John's

Classification: Urban Community/Avalon Region**
Offers Distance Education: No

Grades: 7-9

Number of Grades: 3

[School FTE PTR : 17.4](#)

[District FTE PTR : 15.4](#)

[Provincial FTE PTR : 13.5](#)

[FTE Teachers](#) *** : 32.0

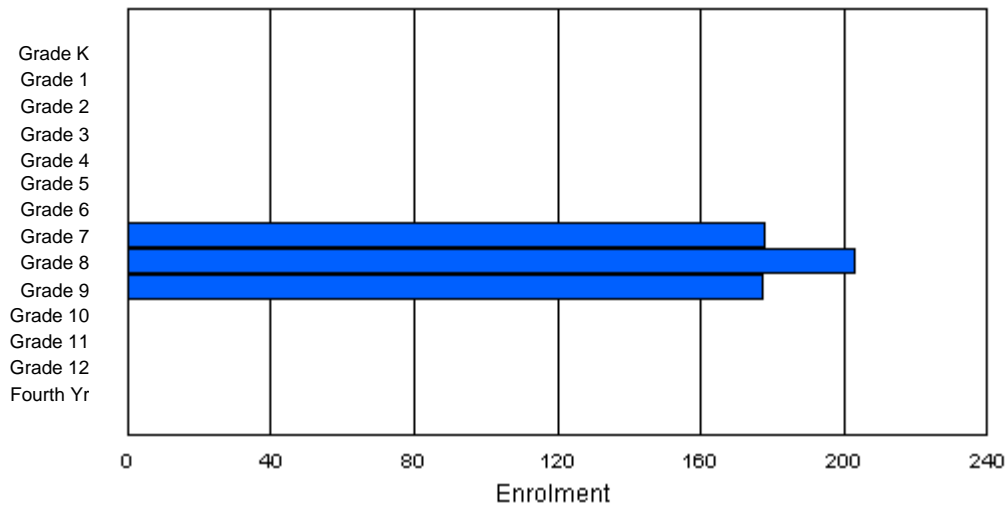
Enrolment By Age and Gender

Gender	Age																Total
	5	6	7	8	9	10	11	12	13	14	15	16	17	18	19	20>	
Male	0	0	0	0	0	0	0	79	102	88	16	0	0	0	0	0	285
Female	0	0	0	0	1	0	2	77	93	89	10	1	0	0	0	0	273
Total	0	0	0	0	1	0	2	156	195	177	26	1	0	0	0	0	558

Enrolment By Grade and Gender

Gender	Grade														Total
	K	1	2	3	4	5	6	7	8	9	10	11	12	4th	
Male	0	0	0	0	0	0	0	90	112	83	0	0	0	0	285
Female	0	0	0	0	0	0	0	88	91	94	0	0	0	0	273
Total	0	0	0	0	0	0	0	178	203	177	0	0	0	0	558

Enrolment By Grade
For Beaconsfield Junior High



* Data from the 2003-2004 AGR(Enrolment/Age as of the last day in Sept./Dec.)

** Newfoundland Statistics Classification System

*** May include itinerant teachers



**School Description Report
2003-04**

District 10 - Avalon East

#325 - Bishop Abraham, St. John's

Classification: Urban Community/Avalon Region**
Offers Distance Education: No

Grades: K-6

Number of Grades: 7

[School FTE PTR : 11.7](#)

[District FTE PTR : 15.4](#)

[Provincial FTE PTR : 13.5](#)

[FTE Teachers](#) *** : 19.8

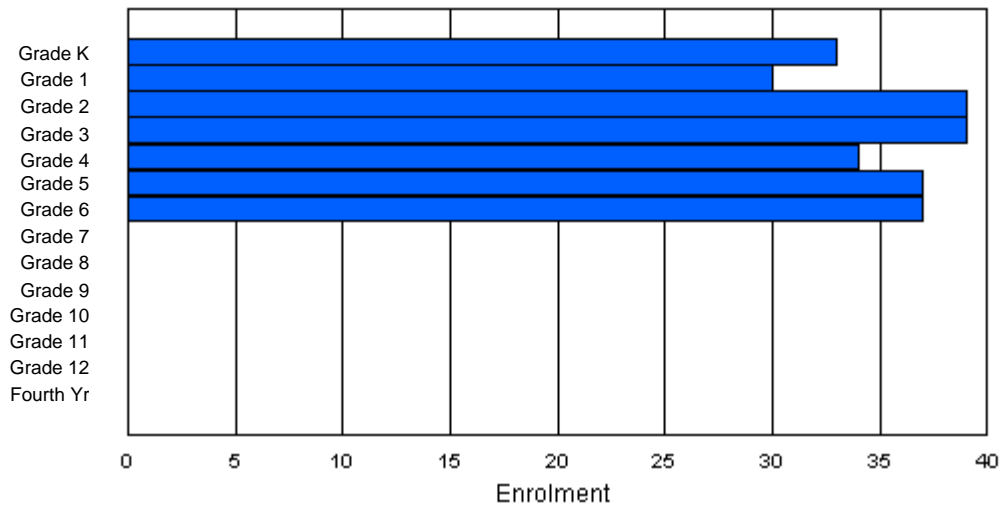
Enrolment By Age and Gender

Gender	Age																Total
	5	6	7	8	9	10	11	12	13	14	15	16	17	18	19	20>	
Male	18	19	20	17	18	19	17	7	0	0	0	0	0	0	0	0	135
Female	13	10	16	22	10	20	22	1	0	0	0	0	0	0	0	0	114
Total	31	29	36	39	28	39	39	8	0	0	0	0	0	0	0	0	249

Enrolment By Grade and Gender

Gender	Grade														Total
	K	1	2	3	4	5	6	7	8	9	10	11	12	4th	
Male	20	20	21	17	18	20	19	0	0	0	0	0	0	0	135
Female	13	10	18	22	16	17	18	0	0	0	0	0	0	0	114
Total	33	30	39	39	34	37	37	0	0	0	0	0	0	0	249

Enrolment By Grade
For Bishop Abraham



* Data from the 2003-2004 AGR(Enrolment/Age as of the last day in Sept./Dec.)

** Newfoundland Statistics Classification System

*** May include itinerant teachers



**School Description Report
2003-04**

District 10 - Avalon East

#326 - Bishop Feild Elementary, St. John's

Classification: Urban Community/Avalon Region**
Offers Distance Education: No

Grades: K-6

Number of Grades: 7

[School FTE PTR : 12.9](#)

[District FTE PTR : 15.4](#)

[Provincial FTE PTR : 13.5](#)

[FTE Teachers](#) *** : 22.2

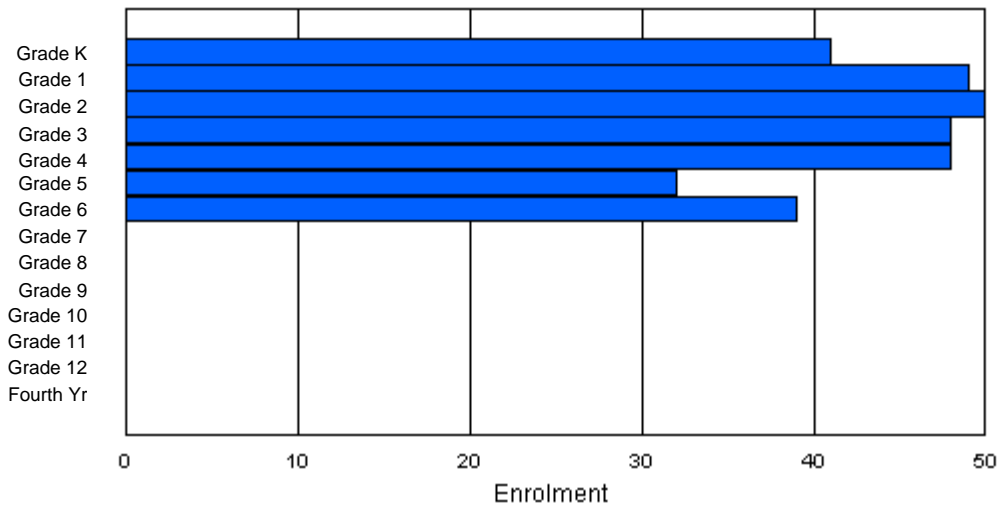
Enrolment By Age and Gender

Gender	Age																Total
	5	6	7	8	9	10	11	12	13	14	15	16	17	18	19	20>	
Male	22	20	20	22	23	14	19	2	0	0	0	0	0	0	0	0	142
Female	19	29	27	27	27	15	19	2	0	0	0	0	0	0	0	0	165
Total	41	49	47	49	50	29	38	4	0	0	0	0	0	0	0	0	307

Enrolment By Grade and Gender

Gender	Grade														Total
	K	1	2	3	4	5	6	7	8	9	10	11	12	4th	
Male	22	21	22	20	22	16	19	0	0	0	0	0	0	0	142
Female	19	28	28	28	26	16	20	0	0	0	0	0	0	0	165
Total	41	49	50	48	48	32	39	0	0	0	0	0	0	0	307

Enrolment By Grade
For Bishop Feild Elementary



* Data from the 2003-2004 AGR(Enrolment/Age as of the last day in Sept./Dec.)

** Newfoundland Statistics Classification System

*** May include itinerant teachers



**School Description Report
2003-04**

District 10 - Avalon East

#327 - Bishops College, St. John's

Classification: Urban Community/Avalon Region**
Offers Distance Education: No

Grades: 10-12

Number of Grades: 3

[School FTE PTR : 17.4](#)

[District FTE PTR : 15.4](#)

[Provincial FTE PTR : 13.5](#)

[FTE Teachers](#) *** : 40.8

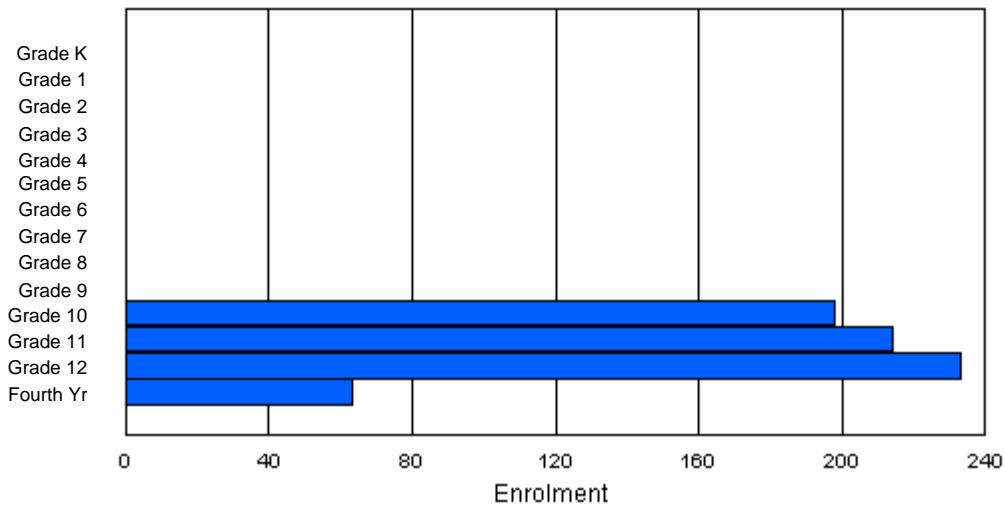
Enrolment By Age and Gender

Gender	Age																	Total
	5	6	7	8	9	10	11	12	13	14	15	16	17	18	19	20>		
Male	0	0	0	0	0	0	0	0	0	0	75	98	136	43	9	1	362	
Female	0	0	0	0	0	0	0	0	0	0	89	112	102	36	5	2	346	
Total	0	0	0	0	0	0	0	0	0	0	164	210	238	79	14	3	708	

Enrolment By Grade and Gender

Gender	Grade															Total
	K	1	2	3	4	5	6	7	8	9	10	11	12	4th		
Male	0	0	0	0	0	0	0	0	0	0	97	100	132	33	362	
Female	0	0	0	0	0	0	0	0	0	0	101	114	101	30	346	
Total	0	0	0	0	0	0	0	0	0	0	198	214	233	63	708	

Enrolment By Grade
For Bishops College



* Data from the 2003-2004 AGR(Enrolment/Age as of the last day in Sept./Dec.)

** Newfoundland Statistics Classification System

*** May include itinerant teachers



**School Description Report
2003-04**

District 10 - Avalon East

#328 - Booth Memorial High School, St. John's

Classification: Urban Community/Avalon Region**
Offers Distance Education: No

Grades: 10-12

Number of Grades: 3

[School FTE PTR : 16.8](#)

[District FTE PTR : 15.4](#)

[Provincial FTE PTR : 13.5](#)

[FTE Teachers](#) *** : 34.3

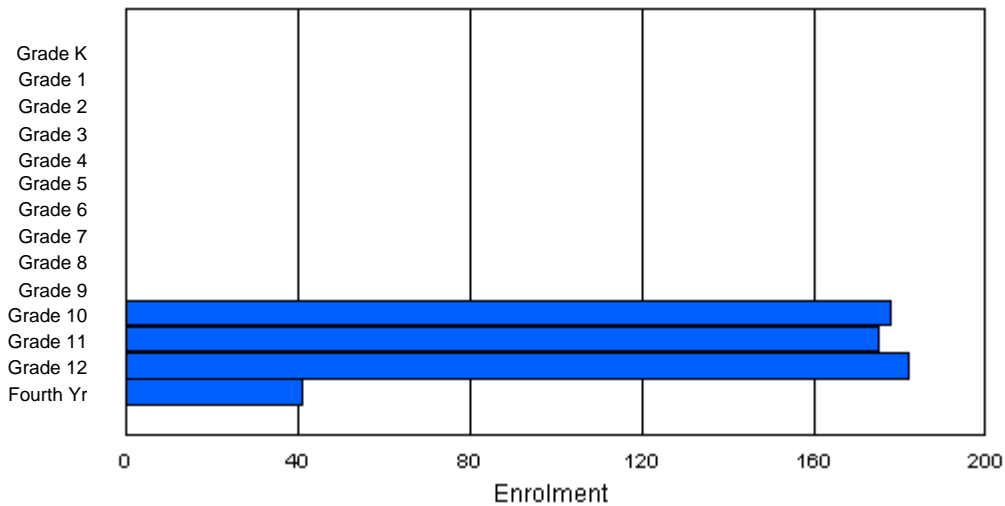
Enrolment By Age and Gender

Gender	Age																	Total
	5	6	7	8	9	10	11	12	13	14	15	16	17	18	19	20>		
Male	0	0	0	0	0	0	0	0	0	0	72	86	106	36	6	1	307	
Female	0	0	0	0	0	0	0	0	0	0	72	90	84	16	4	3	269	
Total	0	0	0	0	0	0	0	0	0	0	144	176	190	52	10	4	576	

Enrolment By Grade and Gender

Gender	Grade															Total
	K	1	2	3	4	5	6	7	8	9	10	11	12	4th		
Male	0	0	0	0	0	0	0	0	0	0	95	86	101	25	307	
Female	0	0	0	0	0	0	0	0	0	0	83	89	81	16	269	
Total	0	0	0	0	0	0	0	0	0	0	178	175	182	41	576	

Enrolment By Grade
For Booth Memorial High School



* Data from the 2003-2004 AGR(Enrolment/Age as of the last day in Sept./Dec.)

** Newfoundland Statistics Classification System

*** May include itinerant teachers



**School Description Report
2003-04**

District 10 - Avalon East

#330 - Brother Rice Junior High, St. John's

Classification: Urban Community/Avalon Region**
Offers Distance Education: No

Grades: 7-9

Number of Grades: 3

[School FTE PTR : 16.0](#)

[District FTE PTR : 15.4](#)

[Provincial FTE PTR : 13.5](#)

[FTE Teachers](#) *** : 37.8

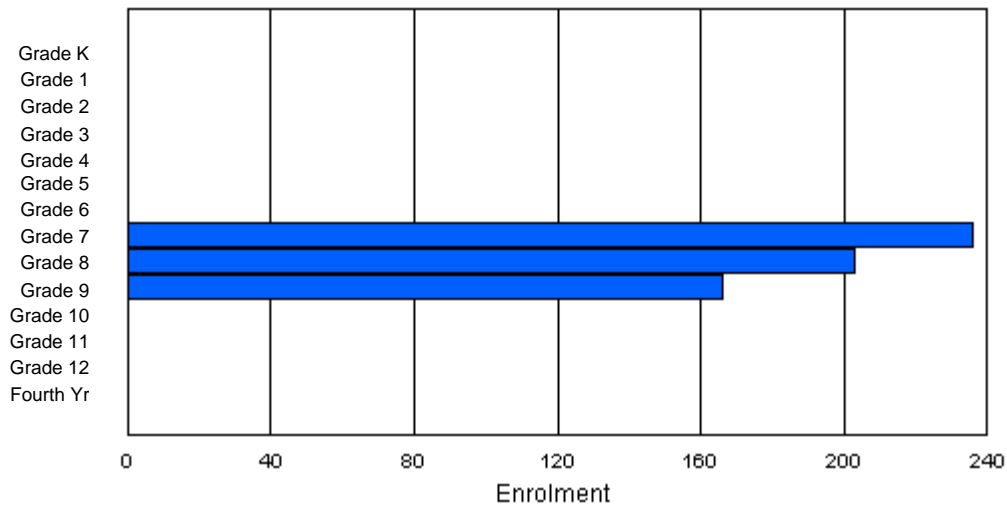
Enrolment By Age and Gender

Gender	Age																	Total
	5	6	7	8	9	10	11	12	13	14	15	16	17	18	19	20>		
Male	0	0	0	0	0	0	0	101	114	80	5	2	0	0	0	0	302	
Female	0	0	0	0	0	0	0	110	109	80	2	2	0	0	0	0	303	
Total	0	0	0	0	0	0	0	211	223	160	7	4	0	0	0	0	605	

Enrolment By Grade and Gender

Gender	Grade															Total
	K	1	2	3	4	5	6	7	8	9	10	11	12	4th		
Male	0	0	0	0	0	0	0	111	104	87	0	0	0	0	302	
Female	0	0	0	0	0	0	0	125	99	79	0	0	0	0	303	
Total	0	0	0	0	0	0	0	236	203	166	0	0	0	0	605	

Enrolment By Grade
For Brother Rice Junior High



* Data from the 2003-2004 AGR(Enrolment/Age as of the last day in Sept./Dec.)

** Newfoundland Statistics Classification System

*** May include itinerant teachers



**School Description Report
2003-04**

District 10 - Avalon East

#473 - Cape St. Francis Elementary, Pouch Cove

Classification: Urban Community/Avalon Region**
Offers Distance Education: No

Grades: K-6

Number of Grades: 7

[School FTE PTR : 12.7](#)

[District FTE PTR : 15.4](#)

[Provincial FTE PTR : 13.5](#)

[FTE Teachers](#) *** : 17.8

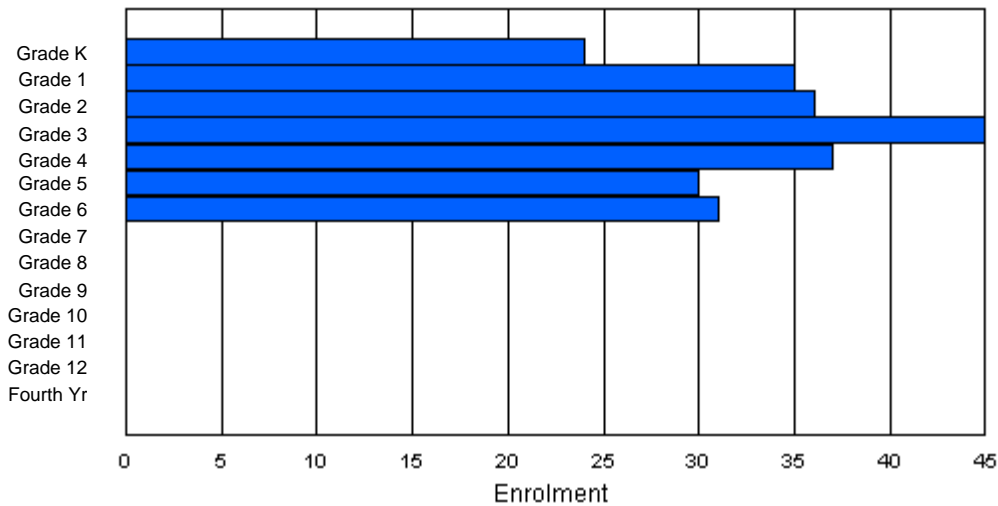
Enrolment By Age and Gender

Gender	Age																Total
	5	6	7	8	9	10	11	12	13	14	15	16	17	18	19	20>	
Male	17	22	19	19	21	14	16	0	0	0	0	0	0	0	0	0	128
Female	7	13	18	24	16	17	15	0	0	0	0	0	0	0	0	0	110
Total	24	35	37	43	37	31	31	0	0	0	0	0	0	0	0	0	238

Enrolment By Grade and Gender

Gender	Grade														Total
	K	1	2	3	4	5	6	7	8	9	10	11	12	4th	
Male	17	22	19	20	20	15	15	0	0	0	0	0	0	0	128
Female	7	13	17	25	17	15	16	0	0	0	0	0	0	0	110
Total	24	35	36	45	37	30	31	0	0	0	0	0	0	0	238

Enrolment By Grade
For Cape St. Francis Elementary



* Data from the 2003-2004 AGR(Enrolment/Age as of the last day in Sept./Dec.)

** Newfoundland Statistics Classification System

*** May include itinerant teachers



**School Description Report
2003-04**

District 10 - Avalon East

#331 - Cowan Heights Elementary School, St. John's

Classification: Urban Community/Avalon Region**
Offers Distance Education: No

Grades: K-6

Number of Grades: 7

[School FTE PTR : 16.8](#)

[District FTE PTR : 15.4](#)

[Provincial FTE PTR : 13.5](#)

[FTE Teachers](#) *** : 28.3

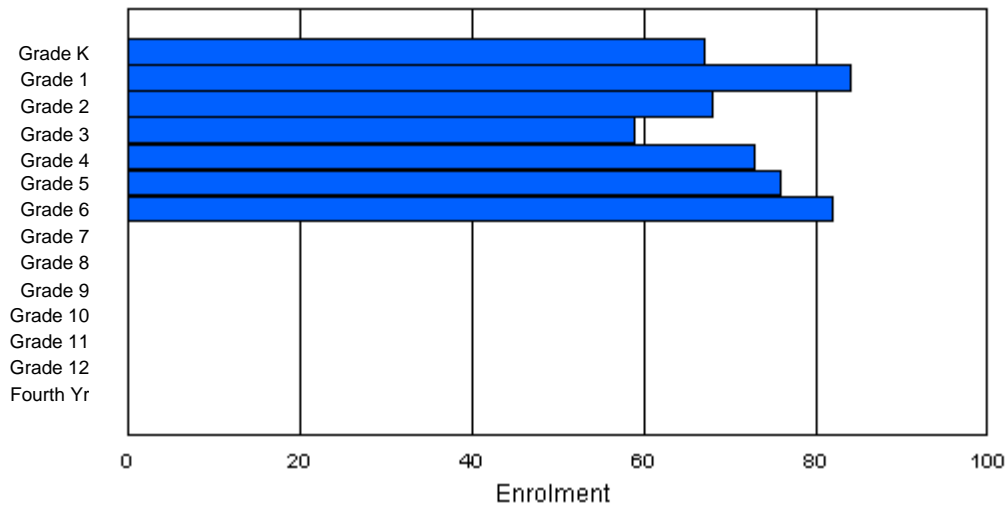
Enrolment By Age and Gender

Gender	Age																Total
	5	6	7	8	9	10	11	12	13	14	15	16	17	18	19	20>	
Male	25	46	28	29	46	35	41	9	0	0	0	0	0	0	0	0	259
Female	42	36	40	29	28	34	40	1	0	0	0	0	0	0	0	0	250
Total	67	82	68	58	74	69	81	10	0	0	0	0	0	0	0	0	509

Enrolment By Grade and Gender

Gender	Grade														Total
	K	1	2	3	4	5	6	7	8	9	10	11	12	4th	
Male	25	47	28	31	44	38	46	0	0	0	0	0	0	0	259
Female	42	37	40	28	29	38	36	0	0	0	0	0	0	0	250
Total	67	84	68	59	73	76	82	0	0	0	0	0	0	0	509

Enrolment By Grade
For Cowan Heights Elementary School



* Data from the 2003-2004 AGR(Enrolment/Age as of the last day in Sept./Dec.)

** Newfoundland Statistics Classification System

*** May include itinerant teachers



**School Description Report
2003-04**

District 10 - Avalon East

#452 - District School, St. John's

Classification: Urban Community/Avalon Region**
Offers Distance Education: No

Grades: 8-12

Number of Grades: 5

[School FTE PTR : 1.1](#)

[District FTE PTR : 15.4](#)

[Provincial FTE PTR : 13.5](#)

[FTE Teachers](#) *** : 34.3

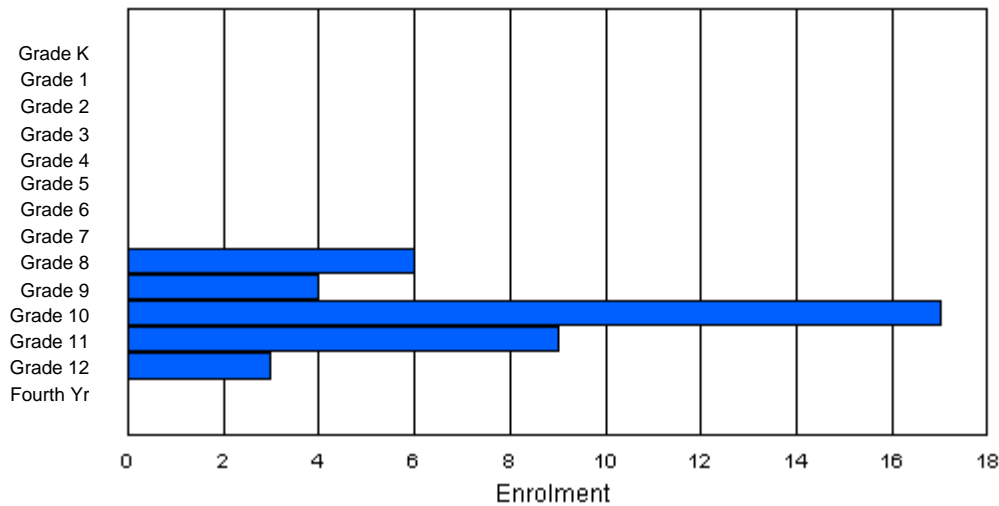
Enrolment By Age and Gender

Gender	Age																	Total
	5	6	7	8	9	10	11	12	13	14	15	16	17	18	19	20>		
Male	0	0	0	0	0	0	0	0	3	1	5	4	7	4	1	0	25	
Female	0	0	0	0	0	0	0	0	1	1	0	1	2	2	4	3	14	
Total	0	0	0	0	0	0	0	0	4	2	5	5	9	6	5	3	39	

Enrolment By Grade and Gender

Gender	Grade															Total
	K	1	2	3	4	5	6	7	8	9	10	11	12	4th		
Male	0	0	0	0	0	0	0	0	4	4	13	3	1	0	25	
Female	0	0	0	0	0	0	0	0	2	0	4	6	2	0	14	
Total	0	0	0	0	0	0	0	0	6	4	17	9	3	0	39	

Enrolment By Grade
For District School



* Data from the 2003-2004 AGR(Enrolment/Age as of the last day in Sept./Dec.)

** Newfoundland Statistics Classification System

*** May include itinerant teachers



**School Description Report
2003-04**

District 10 - Avalon East

#300 - Frank Roberts Junior High, Conception Bay South (Foxtrap)

Classification: Urban Community/Avalon Region**
Offers Distance Education: No

Grades: 7-9

Number of Grades: 3

[School FTE PTR : 16.9](#)

[District FTE PTR : 15.4](#)

[Provincial FTE PTR : 13.5](#)

[FTE Teachers](#) *** : 33.8

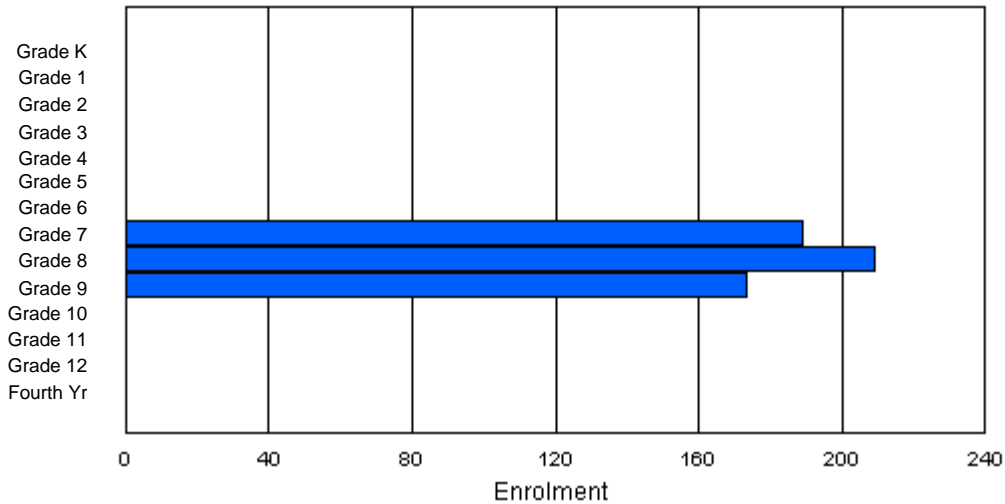
Enrolment By Age and Gender

Gender	Age																	Total
	5	6	7	8	9	10	11	12	13	14	15	16	17	18	19	20>		
Male	0	0	0	0	0	0	0	86	111	84	9	1	0	0	0	0	291	
Female	0	0	0	0	0	0	0	94	97	87	2	0	0	0	0	0	280	
Total	0	0	0	0	0	0	0	180	208	171	11	1	0	0	0	0	571	

Enrolment By Grade and Gender

Gender	Grade														Total
	K	1	2	3	4	5	6	7	8	9	10	11	12	4th	
Male	0	0	0	0	0	0	0	94	109	88	0	0	0	0	291
Female	0	0	0	0	0	0	0	95	100	85	0	0	0	0	280
Total	0	0	0	0	0	0	0	189	209	173	0	0	0	0	571

Enrolment By Grade
For Frank Roberts Junior High



* Data from the 2003-2004 AGR(Enrolment/Age as of the last day in Sept./Dec.)

** Newfoundland Statistics Classification System

*** May include itinerant teachers



**School Description Report
2003-04**

District 10 - Avalon East

#336 - Gonzaga High School, St. John's

Classification: Urban Community/Avalon Region**
Offers Distance Education: No

Grades: 10-12

Number of Grades: 3

[School FTE PTR : 17.6](#)

[District FTE PTR : 15.4](#)

[Provincial FTE PTR : 13.5](#)

[FTE Teachers](#) *** : 40.0

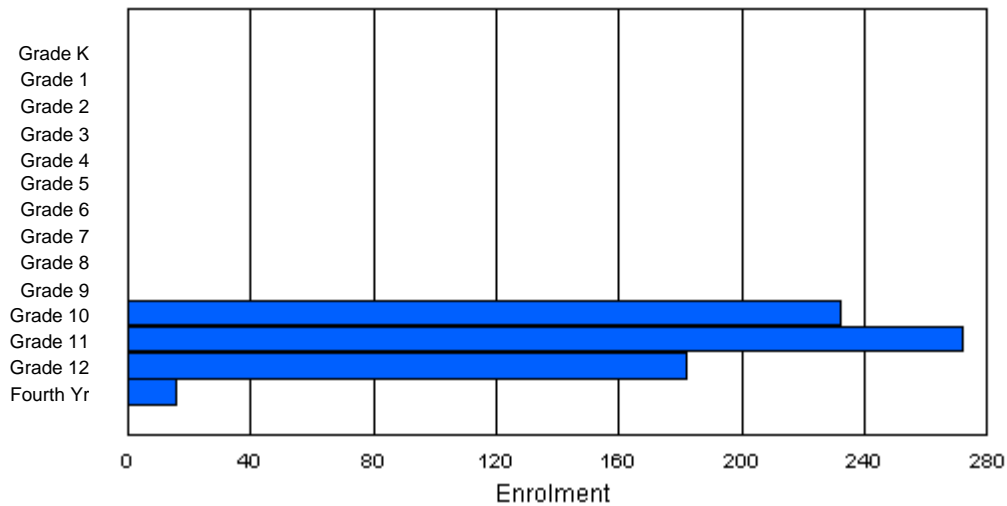
Enrolment By Age and Gender

Gender	Age																	Total
	5	6	7	8	9	10	11	12	13	14	15	16	17	18	19	20>		
Male	0	0	0	0	0	0	0	0	0	2	111	137	108	14	3	2	377	
Female	0	0	0	0	0	0	0	0	0	0	96	123	91	9	4	2	325	
Total	0	0	0	0	0	0	0	0	0	2	207	260	199	23	7	4	702	

Enrolment By Grade and Gender

Gender	Grade															Total
	K	1	2	3	4	5	6	7	8	9	10	11	12	4th		
Male	0	0	0	0	0	0	0	0	0	0	127	150	94	6	377	
Female	0	0	0	0	0	0	0	0	0	0	105	122	88	10	325	
Total	0	0	0	0	0	0	0	0	0	0	232	272	182	16	702	

Enrolment By Grade
For Gonzaga High School



* Data from the 2003-2004 AGR(Enrolment/Age as of the last day in Sept./Dec.)

** Newfoundland Statistics Classification System

*** May include itinerant teachers



**School Description Report
2003-04**

District 10 - Avalon East

#337 - Goulds Elementary, St. John's (Goulds)

Classification: Urban Community/Avalon Region**
Offers Distance Education: No

Grades: K-6

Number of Grades: 7

[School FTE PTR : 18.4](#)

[District FTE PTR : 15.4](#)

[Provincial FTE PTR : 13.5](#)

[FTE Teachers](#) *** : 35.7

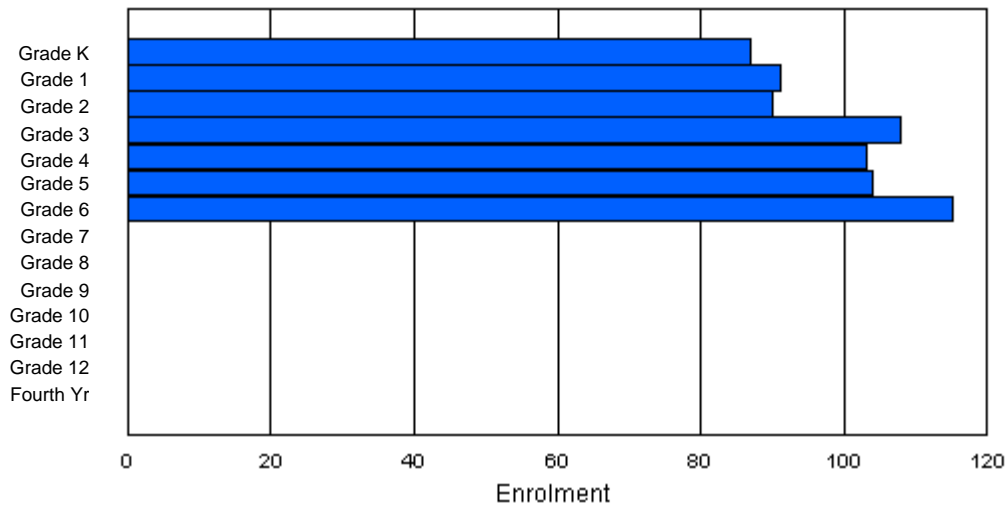
Enrolment By Age and Gender

Gender	Age																Total
	5	6	7	8	9	10	11	12	13	14	15	16	17	18	19	20>	
Male	48	45	49	53	48	54	63	5	2	0	0	0	0	0	0	0	367
Female	37	44	41	55	47	53	51	3	0	0	0	0	0	0	0	0	331
Total	85	89	90	108	95	107	114	8	2	0	0	0	0	0	0	0	698

Enrolment By Grade and Gender

Gender	Grade														Total
	K	1	2	3	4	5	6	7	8	9	10	11	12	4th	
Male	49	45	51	53	55	50	64	0	0	0	0	0	0	0	367
Female	38	46	39	55	48	54	51	0	0	0	0	0	0	0	331
Total	87	91	90	108	103	104	115	0	0	0	0	0	0	0	698

Enrolment By Grade
For Goulds Elementary



* Data from the 2003-2004 AGR(Enrolment/Age as of the last day in Sept./Dec.)

** Newfoundland Statistics Classification System

*** May include itinerant teachers



**School Description Report
2003-04**

District 10 - Avalon East

#468 - Hazelwood Elementary School, St. John's

Classification: Urban Community/Avalon Region**
Offers Distance Education: No

Grades: K-6

Number of Grades: 7

[School FTE PTR : 17.3](#)

[District FTE PTR : 15.4](#)

[Provincial FTE PTR : 13.5](#)

[FTE Teachers](#) *** : 33.8

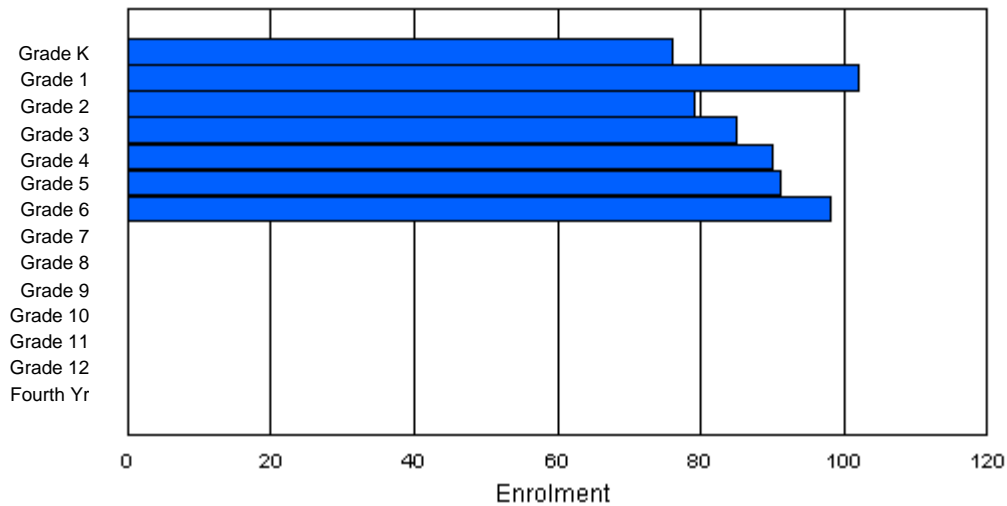
Enrolment By Age and Gender

Gender	Age																Total
	5	6	7	8	9	10	11	12	13	14	15	16	17	18	19	20>	
Male	43	49	52	39	67	33	50	6	0	0	0	0	0	0	0	0	339
Female	32	39	39	45	51	31	42	2	1	0	0	0	0	0	0	0	282
Total	75	88	91	84	118	64	92	8	1	0	0	0	0	0	0	0	621

Enrolment By Grade and Gender

Gender	Grade														Total
	K	1	2	3	4	5	6	7	8	9	10	11	12	4th	
Male	44	61	41	40	52	47	54	0	0	0	0	0	0	0	339
Female	32	41	38	45	38	44	44	0	0	0	0	0	0	0	282
Total	76	102	79	85	90	91	98	0	0	0	0	0	0	0	621

Enrolment By Grade
For Hazelwood Elementary School



* Data from the 2003-2004 AGR(Enrolment/Age as of the last day in Sept./Dec.)

** Newfoundland Statistics Classification System

*** May include itinerant teachers



**School Description Report
2003-04**

District 10 - Avalon East

#339 - Holy Cross Elementary, St. John's

Classification: Urban Community/Avalon Region**
Offers Distance Education: No

Grades: K-6

Number of Grades: 7

[School FTE PTR : 11.8](#)

[District FTE PTR : 15.4](#)

[Provincial FTE PTR : 13.5](#)

[FTE Teachers](#) *** : 19.7

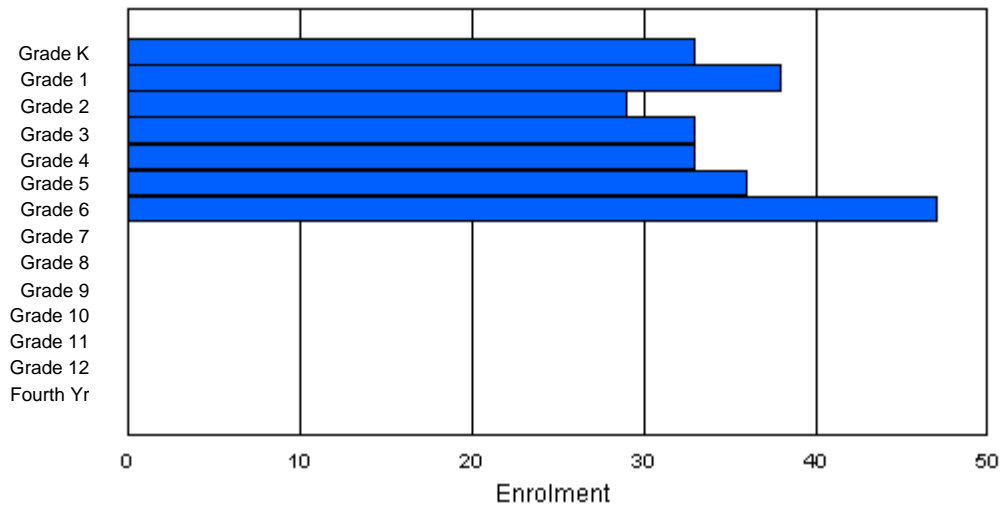
Enrolment By Age and Gender

Gender	Age																Total
	5	6	7	8	9	10	11	12	13	14	15	16	17	18	19	20>	
Male	14	14	20	17	13	16	24	3	0	0	0	0	0	0	0	0	121
Female	17	19	12	16	22	16	23	3	0	0	0	0	0	0	0	0	128
Total	31	33	32	33	35	32	47	6	0	0	0	0	0	0	0	0	249

Enrolment By Grade and Gender

Gender	Grade														Total
	K	1	2	3	4	5	6	7	8	9	10	11	12	4th	
Male	15	19	17	17	11	19	23	0	0	0	0	0	0	0	121
Female	18	19	12	16	22	17	24	0	0	0	0	0	0	0	128
Total	33	38	29	33	33	36	47	0	0	0	0	0	0	0	249

Enrolment By Grade
For Holy Cross Elementary



* Data from the 2003-2004 AGR(Enrolment/Age as of the last day in Sept./Dec.)

** Newfoundland Statistics Classification System

*** May include itinerant teachers



**School Description Report
2003-04**

District 10 - Avalon East

#465 - Holy Cross Junior High School, St. John's

Classification: Urban Community/Avalon Region**
Offers Distance Education: No

Grades: 7-9

Number of Grades: 3

[School FTE PTR : 10.8](#)

[District FTE PTR : 15.4](#)

[Provincial FTE PTR : 13.5](#)

[FTE Teachers](#) *** : 21.8

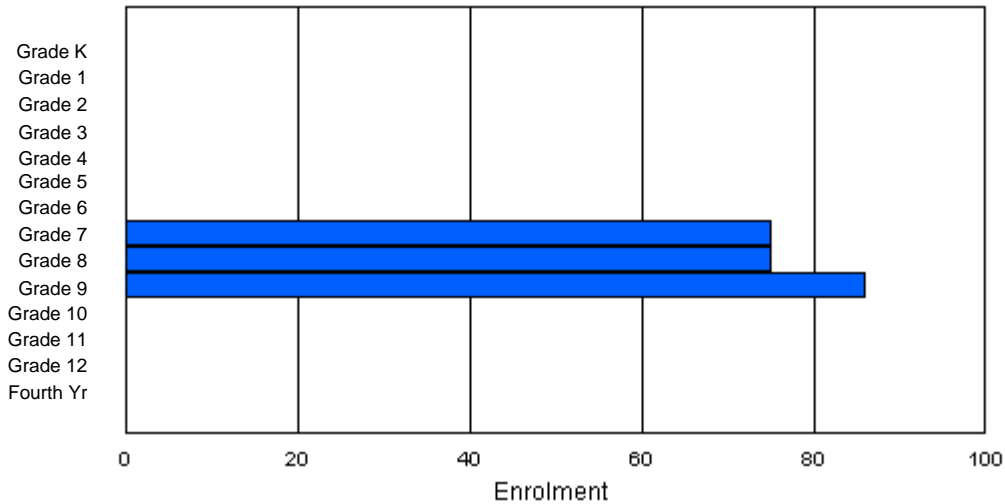
Enrolment By Age and Gender

Gender	Age																	Total
	5	6	7	8	9	10	11	12	13	14	15	16	17	18	19	20>		
Male	0	0	0	0	0	0	0	26	39	32	26	5	0	0	0	0	128	
Female	0	0	0	0	0	0	0	24	34	35	13	2	0	0	0	0	108	
Total	0	0	0	0	0	0	0	50	73	67	39	7	0	0	0	0	236	

Enrolment By Grade and Gender

Gender	Grade															Total
	K	1	2	3	4	5	6	7	8	9	10	11	12	4th		
Male	0	0	0	0	0	0	0	46	39	43	0	0	0	0	128	
Female	0	0	0	0	0	0	0	29	36	43	0	0	0	0	108	
Total	0	0	0	0	0	0	0	75	75	86	0	0	0	0	236	

Enrolment By Grade
For Holy Cross Junior High School



* Data from the 2003-2004 AGR(Enrolment/Age as of the last day in Sept./Dec.)

** Newfoundland Statistics Classification System

*** May include itinerant teachers



**School Description Report
2003-04**

District 10 - Avalon East

#318 - Holy Family School, Paradise

Classification: Urban Community/Avalon Region**
Offers Distance Education: No

Grades: K-6

Number of Grades: 7

[School FTE PTR : 17.1](#)

[District FTE PTR : 15.4](#)

[Provincial FTE PTR : 13.5](#)

[FTE Teachers](#) *** : 21.5

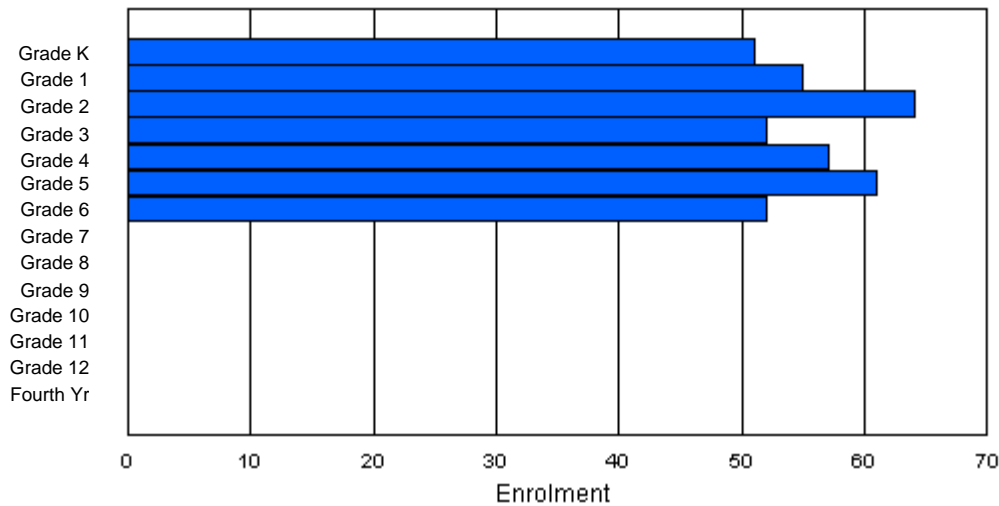
Enrolment By Age and Gender

Gender	Age																Total
	5	6	7	8	9	10	11	12	13	14	15	16	17	18	19	20>	
Male	30	28	36	32	35	31	18	0	0	0	0	0	0	0	0	0	210
Female	21	26	26	23	21	30	34	1	0	0	0	0	0	0	0	0	182
Total	51	54	62	55	56	61	52	1	0	0	0	0	0	0	0	0	392

Enrolment By Grade and Gender

Gender	Grade														Total
	K	1	2	3	4	5	6	7	8	9	10	11	12	4th	
Male	30	29	37	30	36	30	18	0	0	0	0	0	0	0	210
Female	21	26	27	22	21	31	34	0	0	0	0	0	0	0	182
Total	51	55	64	52	57	61	52	0	0	0	0	0	0	0	392

Enrolment By Grade
For Holy Family School



* Data from the 2003-2004 AGR(Enrolment/Age as of the last day in Sept./Dec.)

** Newfoundland Statistics Classification System

*** May include itinerant teachers



**School Description Report
2003-04**

District 10 - Avalon East

#340 - Holy Heart of Mary High School, St. John's

Classification: Urban Community/Avalon Region**
Offers Distance Education: No

Grades: 10-12

Number of Grades: 3

[School FTE PTR : 18.0](#)

[District FTE PTR : 15.4](#)

[Provincial FTE PTR : 13.5](#)

[FTE Teachers](#) *** : 60.0

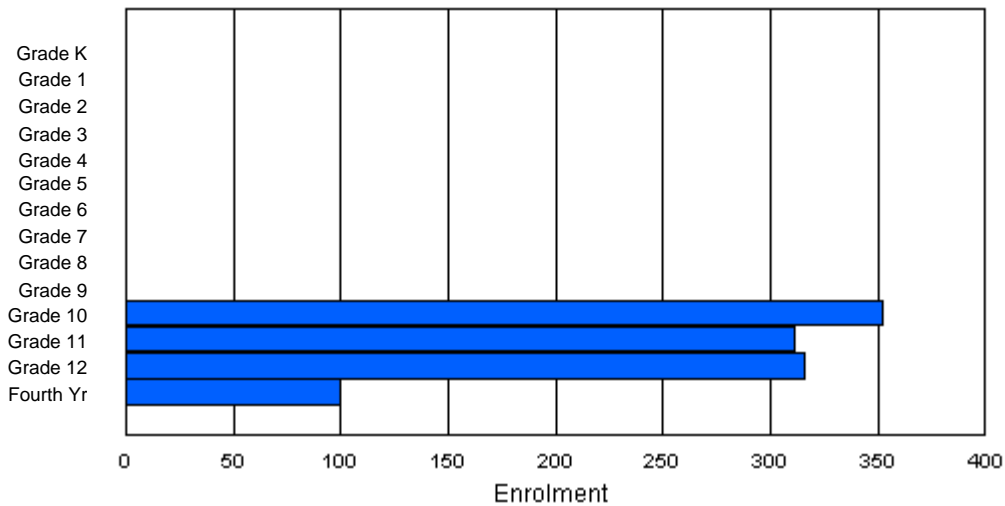
Enrolment By Age and Gender

Gender	Age																	Total
	5	6	7	8	9	10	11	12	13	14	15	16	17	18	19	20>		
Male	0	0	0	0	0	0	0	0	0	3	135	149	151	71	16	3	528	
Female	0	0	0	0	0	0	0	0	0	4	155	154	162	66	8	2	551	
Total	0	0	0	0	0	0	0	0	0	7	290	303	313	137	24	5	1,079	

Enrolment By Grade and Gender

Gender	Grade															Total
	K	1	2	3	4	5	6	7	8	9	10	11	12	4th		
Male	0	0	0	0	0	0	0	0	0	0	167	154	159	48	528	
Female	0	0	0	0	0	0	0	0	0	0	185	157	157	52	551	
Total	0	0	0	0	0	0	0	0	0	0	352	311	316	100	1,079	

Enrolment By Grade
For Holy Heart of Mary High School



* Data from the 2003-2004 AGR(Enrolment/Age as of the last day in Sept./Dec.)

** Newfoundland Statistics Classification System

*** May include itinerant teachers



**School Description Report
2003-04**

District 10 - Avalon East

#304 - Holy Spirit High, Conception Bay South (Manuels)

Classification: Urban Community/Avalon Region**
Offers Distance Education: No

Grades: 10-12

Number of Grades: 3

[School FTE PTR : 17.7](#)

[District FTE PTR : 15.4](#)

[Provincial FTE PTR : 13.5](#)

[FTE Teachers](#) *** : 39.3

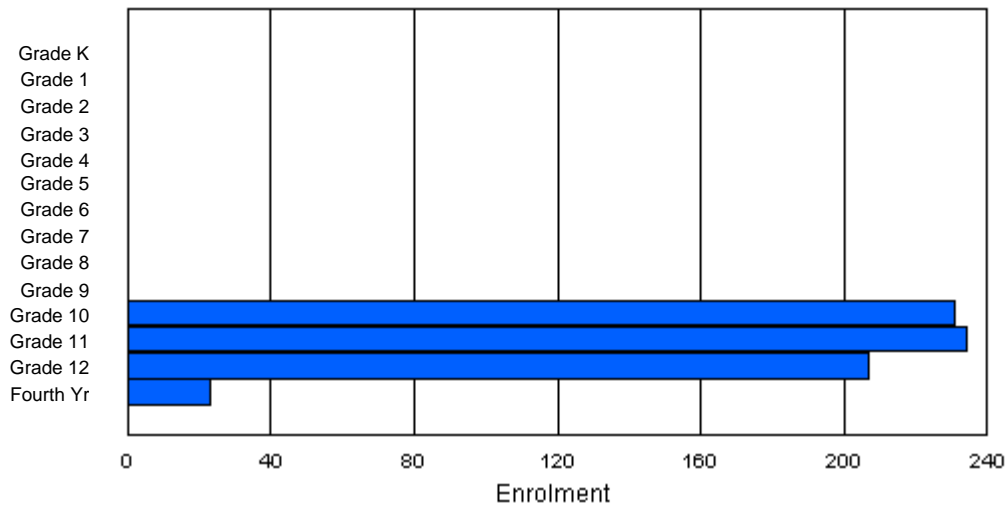
Enrolment By Age and Gender

Gender	Age																	Total
	5	6	7	8	9	10	11	12	13	14	15	16	17	18	19	20>		
Male	0	0	0	0	0	0	0	0	0	0	121	123	103	26	3	0	376	
Female	1	0	0	0	0	0	0	0	1	1	84	112	103	16	1	0	319	
Total	1	0	0	0	0	0	0	0	1	1	205	235	206	42	4	0	695	

Enrolment By Grade and Gender

Gender	Grade															Total
	K	1	2	3	4	5	6	7	8	9	10	11	12	4th		
Male	0	0	0	0	0	0	0	0	0	0	145	118	95	18	376	
Female	0	0	0	0	0	0	0	0	0	0	86	116	112	5	319	
Total	0	0	0	0	0	0	0	0	0	0	231	234	207	23	695	

Enrolment By Grade
For Holy Spirit High



* Data from the 2003-2004 AGR(Enrolment/Age as of the last day in Sept./Dec.)

** Newfoundland Statistics Classification System

*** May include itinerant teachers



**School Description Report
2003-04**

District 10 - Avalon East

#367 - Holy Trinity Elementary, Torbay

Classification: Urban Community/Avalon Region**
Offers Distance Education: No

Grades: K-8

Number of Grades: 9

[School FTE PTR : 16.4](#)

[District FTE PTR : 15.4](#)

[Provincial FTE PTR : 13.5](#)

[FTE Teachers](#) *** : 43.3

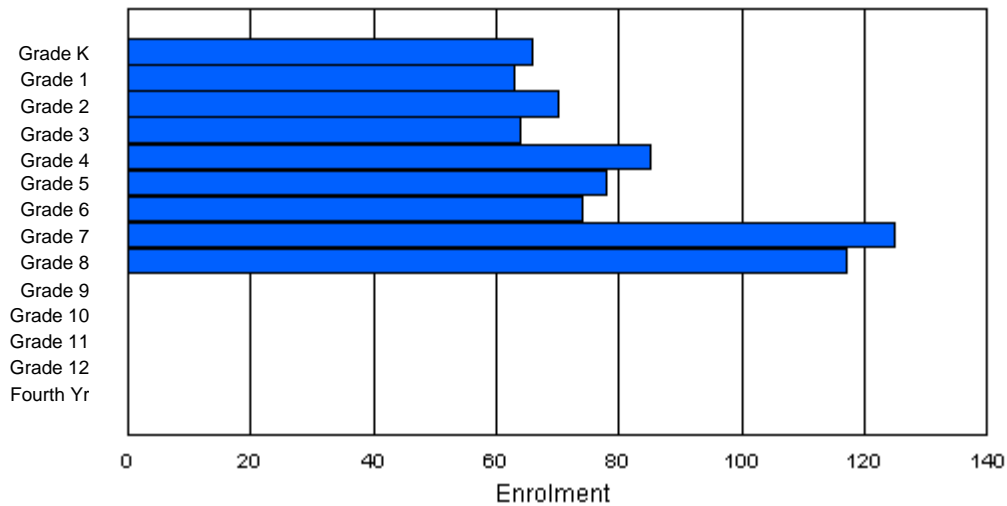
Enrolment By Age and Gender

Gender	Age																Total
	5	6	7	8	9	10	11	12	13	14	15	16	17	18	19	20>	
Male	34	28	38	29	33	35	38	54	50	4	0	0	0	0	0	0	343
Female	32	32	32	38	45	43	46	54	72	5	0	0	0	0	0	0	399
Total	66	60	70	67	78	78	84	108	122	9	0	0	0	0	0	0	742

Enrolment By Grade and Gender

Gender	Grade														Total
	K	1	2	3	4	5	6	7	8	9	10	11	12	4th	
Male	34	31	35	29	38	35	34	59	48	0	0	0	0	0	343
Female	32	32	35	35	47	43	40	66	69	0	0	0	0	0	399
Total	66	63	70	64	85	78	74	125	117	0	0	0	0	0	742

Enrolment By Grade
For Holy Trinity Elementary



* Data from the 2003-2004 AGR(Enrolment/Age as of the last day in Sept./Dec.)

** Newfoundland Statistics Classification System

*** May include itinerant teachers



**School Description Report
2003-04**

District 10 - Avalon East

#368 - Holy Trinity High School, Torbay

Classification: Urban Community/Avalon Region**
Offers Distance Education: No

Grades: 9-12

Number of Grades: 4

[School FTE PTR : 16.7](#)

[District FTE PTR : 15.4](#)

[Provincial FTE PTR : 13.5](#)

[FTE Teachers](#) *** : 29.3

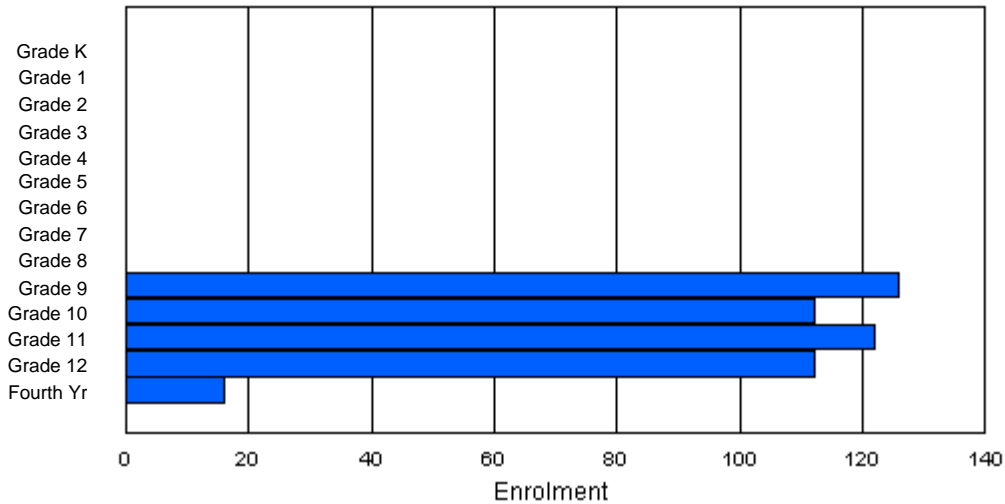
Enrolment By Age and Gender

Gender	Age																	Total
	5	6	7	8	9	10	11	12	13	14	15	16	17	18	19	20>		
Male	0	0	0	0	0	0	0	0	0	52	59	58	55	13	3	0	240	
Female	0	0	0	0	0	0	0	0	1	63	44	66	65	9	0	0	248	
Total	0	0	0	0	0	0	0	0	1	115	103	124	120	22	3	0	488	

Enrolment By Grade and Gender

Gender	Grade															Total
	K	1	2	3	4	5	6	7	8	9	10	11	12	4th		
Male	0	0	0	0	0	0	0	0	0	58	66	56	50	10	240	
Female	0	0	0	0	0	0	0	0	0	68	46	66	62	6	248	
Total	0	0	0	0	0	0	0	0	0	126	112	122	112	16	488	

Enrolment By Grade
For Holy Trinity High School



* Data from the 2003-2004 AGR(Enrolment/Age as of the last day in Sept./Dec.)

** Newfoundland Statistics Classification System

*** May include itinerant teachers



**School Description Report
2003-04**

District 10 - Avalon East

#341 - I.J. Samson, St. John's

Classification: Urban Community/Avalon Region**
Offers Distance Education: No

Grades: 7-9

Number of Grades: 3

[School FTE PTR : 16.4](#)

[District FTE PTR : 15.4](#)

[Provincial FTE PTR : 13.5](#)

[FTE Teachers](#) *** : 23.5

Enrolment By Age and Gender

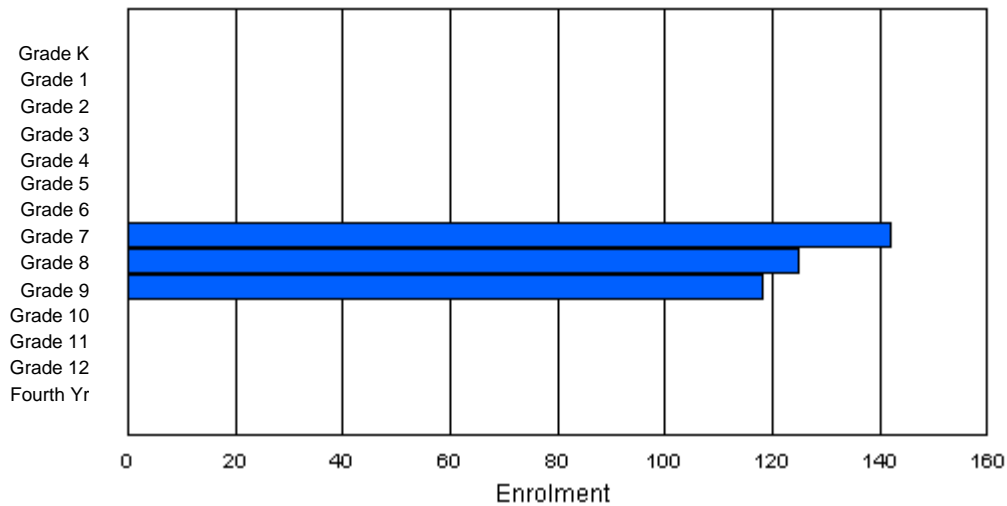
Gender	Age																Total
	5	6	7	8	9	10	11	12	13	14	15	16	17	18	19	20>	
Male	0	0	0	0	0	0	0	57	52	57	6	1	0	0	0	0	173
Female	0	0	0	0	0	0	0	75	74	57	6	0	0	0	0	0	212
Total	0	0	0	0	0	0	0	132	126	114	12	1	0	0	0	0	385

Enrolment By Grade and Gender

Gender	Grade														Total
	K	1	2	3	4	5	6	7	8	9	10	11	12	4th	
Male	0	0	0	0	0	0	0	64	51	58	0	0	0	0	173
Female	0	0	0	0	0	0	0	78	74	60	0	0	0	0	212
Total	0	0	0	0	0	0	0	142	125	118	0	0	0	0	385

Enrolment By Grade

For I.J. Samson



* Data from the 2003-2004 AGR(Enrolment/Age as of the last day in Sept./Dec.)

** Newfoundland Statistics Classification System

*** May include itinerant teachers



**School Description Report
2003-04**

District 10 - Avalon East

#293 - Immaculate Conception, Bell Island

Classification: Rural Community/Avalon Region**
Offers Distance Education: No

Grades: 4-8

Number of Grades: 5

[School FTE PTR : 13.2](#)

[District FTE PTR : 15.4](#)

[Provincial FTE PTR : 13.5](#)

[FTE Teachers](#) *** : 17.3

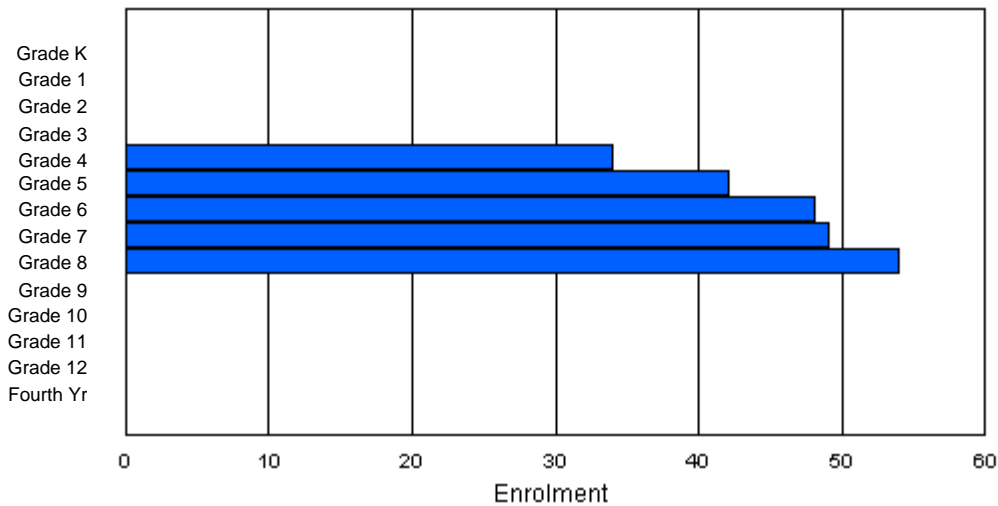
Enrolment By Age and Gender

Gender	Age																Total
	5	6	7	8	9	10	11	12	13	14	15	16	17	18	19	20>	
Male	0	0	0	0	16	19	26	24	21	8	0	0	0	0	0	0	114
Female	0	0	0	0	13	17	28	19	27	8	1	0	0	0	0	0	113
Total	0	0	0	0	29	36	54	43	48	16	1	0	0	0	0	0	227

Enrolment By Grade and Gender

Gender	Grade														Total
	K	1	2	3	4	5	6	7	8	9	10	11	12	4th	
Male	0	0	0	0	20	23	22	22	27	0	0	0	0	0	114
Female	0	0	0	0	14	19	26	27	27	0	0	0	0	0	113
Total	0	0	0	0	34	42	48	49	54	0	0	0	0	0	227

Enrolment By Grade
For Immaculate Conception



* Data from the 2003-2004 AGR(Enrolment/Age as of the last day in Sept./Dec.)

** Newfoundland Statistics Classification System

*** May include itinerant teachers



**School Description Report
2003-04**

District 10 - Avalon East

#334 - Larkhall Academy, St. John's

Classification: Urban Community/Avalon Region**
Offers Distance Education: No

Grades: K-6

Number of Grades: 7

[School FTE PTR : 15.1](#)

[District FTE PTR : 15.4](#)

[Provincial FTE PTR : 13.5](#)

[FTE Teachers](#) *** : 24.2

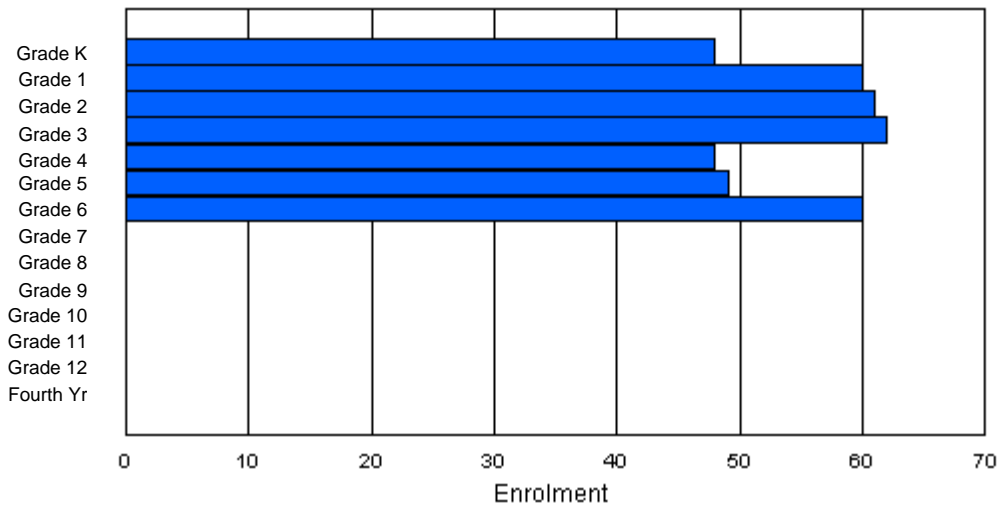
Enrolment By Age and Gender

Gender	Age																Total
	5	6	7	8	9	10	11	12	13	14	15	16	17	18	19	20>	
Male	25	33	31	28	21	29	32	1	0	0	0	0	0	0	0	0	200
Female	20	26	33	29	29	17	32	2	0	0	0	0	0	0	0	0	188
Total	45	59	64	57	50	46	64	3	0	0	0	0	0	0	0	0	388

Enrolment By Grade and Gender

Gender	Grade														Total
	K	1	2	3	4	5	6	7	8	9	10	11	12	4th	
Male	28	33	28	33	20	29	29	0	0	0	0	0	0	0	200
Female	20	27	33	29	28	20	31	0	0	0	0	0	0	0	188
Total	48	60	61	62	48	49	60	0	0	0	0	0	0	0	388

Enrolment By Grade
For Larkhall Academy



* Data from the 2003-2004 AGR(Enrolment/Age as of the last day in Sept./Dec.)

** Newfoundland Statistics Classification System

*** May include itinerant teachers



**School Description Report
2003-04**

District 10 - Avalon East

#335 - Leary's Brook Junior High, St. John's

Classification: Urban Community/Avalon Region**
Offers Distance Education: No

Grades: 7-9

Number of Grades: 3

[School FTE PTR : 16.4](#)

[District FTE PTR : 15.4](#)

[Provincial FTE PTR : 13.5](#)

[FTE Teachers](#) *** : 30.0

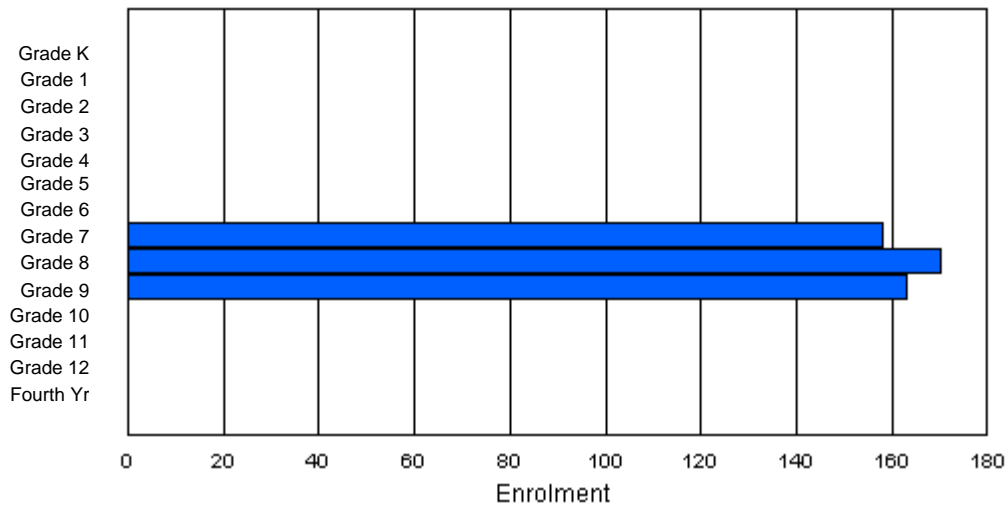
Enrolment By Age and Gender

Gender	Age																	Total
	5	6	7	8	9	10	11	12	13	14	15	16	17	18	19	20>		
Male	0	0	0	0	0	0	1	66	73	78	25	1	0	0	0	0	244	
Female	0	0	0	0	0	0	0	77	75	87	7	1	0	0	0	0	247	
Total	0	0	0	0	0	0	1	143	148	165	32	2	0	0	0	0	491	

Enrolment By Grade and Gender

Gender	Grade															Total
	K	1	2	3	4	5	6	7	8	9	10	11	12	4th		
Male	0	0	0	0	0	0	0	77	86	81	0	0	0	0	244	
Female	0	0	0	0	0	0	0	81	84	82	0	0	0	0	247	
Total	0	0	0	0	0	0	0	158	170	163	0	0	0	0	491	

Enrolment By Grade
For Leary's Brook Junior High



* Data from the 2003-2004 AGR(Enrolment/Age as of the last day in Sept./Dec.)

** Newfoundland Statistics Classification System

*** May include itinerant teachers



**School Description Report
2003-04**

District 10 - Avalon East

#342 - MacDonald Drive Elementary, St. John's

Classification: Urban Community/Avalon Region**
Offers Distance Education: No

Grades: K-6

Number of Grades: 7

[School FTE PTR : 16.1](#)

[District FTE PTR : 15.4](#)

[Provincial FTE PTR : 13.5](#)

[FTE Teachers](#) *** : 24.3

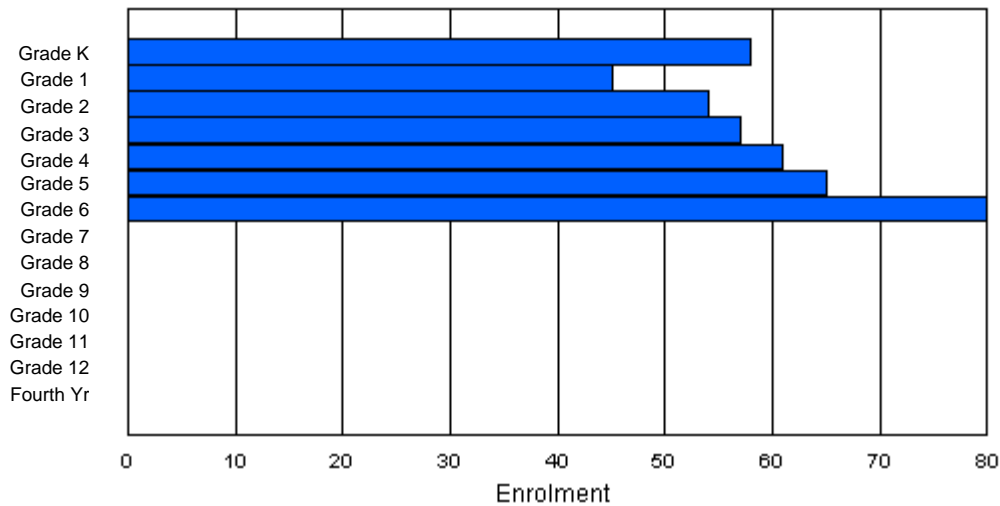
Enrolment By Age and Gender

Gender	Age																Total
	5	6	7	8	9	10	11	12	13	14	15	16	17	18	19	20>	
Male	34	23	28	26	32	40	47	3	0	0	0	0	0	0	0	0	233
Female	24	21	27	28	29	26	30	1	1	0	0	0	0	0	0	0	187
Total	58	44	55	54	61	66	77	4	1	0	0	0	0	0	0	0	420

Enrolment By Grade and Gender

Gender	Grade														Total
	K	1	2	3	4	5	6	7	8	9	10	11	12	4th	
Male	34	23	28	27	33	40	48	0	0	0	0	0	0	0	233
Female	24	22	26	30	28	25	32	0	0	0	0	0	0	0	187
Total	58	45	54	57	61	65	80	0	0	0	0	0	0	0	420

Enrolment By Grade
For MacDonald Drive Elementary



* Data from the 2003-2004 AGR(Enrolment/Age as of the last day in Sept./Dec.)

** Newfoundland Statistics Classification System

*** May include itinerant teachers



**School Description Report
2003-04**

District 10 - Avalon East

#343 - MacDonald Drive Junior High School, St. John's

Classification: Urban Community/Avalon Region**
Offers Distance Education: No

Grades: 7-9

Number of Grades: 3

[School FTE PTR : 17.6](#)

[District FTE PTR : 15.4](#)

[Provincial FTE PTR : 13.5](#)

[FTE Teachers](#) *** : 39.5

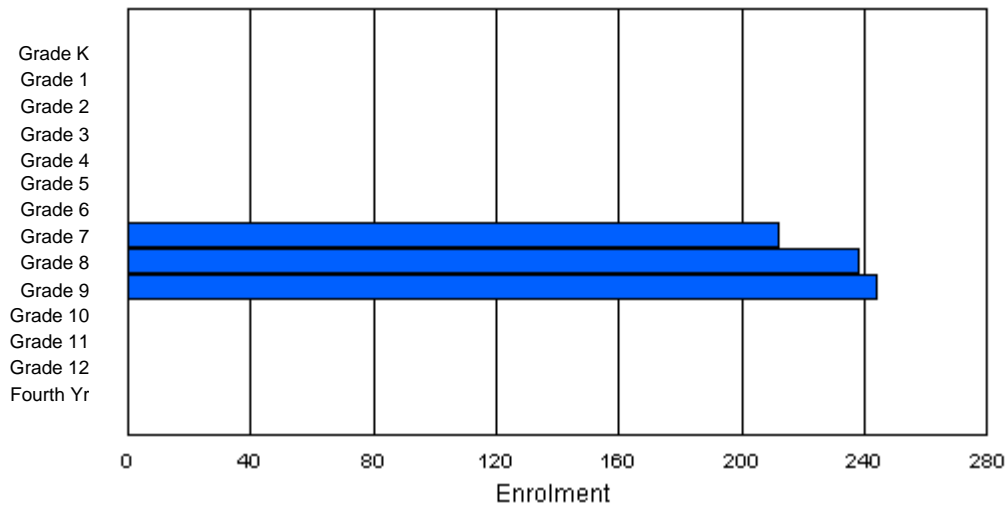
Enrolment By Age and Gender

Gender	Age																	Total
	5	6	7	8	9	10	11	12	13	14	15	16	17	18	19	20>		
Male	0	0	0	0	0	0	2	92	123	103	16	4	0	0	0	0	340	
Female	0	0	0	0	0	1	0	98	111	133	11	0	0	0	0	0	354	
Total	0	0	0	0	0	1	2	190	234	236	27	4	0	0	0	0	694	

Enrolment By Grade and Gender

Gender	Grade															Total
	K	1	2	3	4	5	6	7	8	9	10	11	12	4th		
Male	0	0	0	0	0	0	0	109	121	110	0	0	0	0	340	
Female	0	0	0	0	0	0	0	103	117	134	0	0	0	0	354	
Total	0	0	0	0	0	0	0	212	238	244	0	0	0	0	694	

Enrolment By Grade
For MacDonald Drive Junior High School



* Data from the 2003-2004 AGR(Enrolment/Age as of the last day in Sept./Dec.)

** Newfoundland Statistics Classification System

*** May include itinerant teachers



**School Description Report
2003-04**

District 10 - Avalon East

#466 - Macpherson Elementary, St. John's

Classification: Urban Community/Avalon Region**
Offers Distance Education: No

Grades: K-6

Number of Grades: 7

[School FTE PTR : 11.5](#)

[District FTE PTR : 15.4](#)

[Provincial FTE PTR : 13.5](#)

[FTE Teachers](#) *** : 19.9

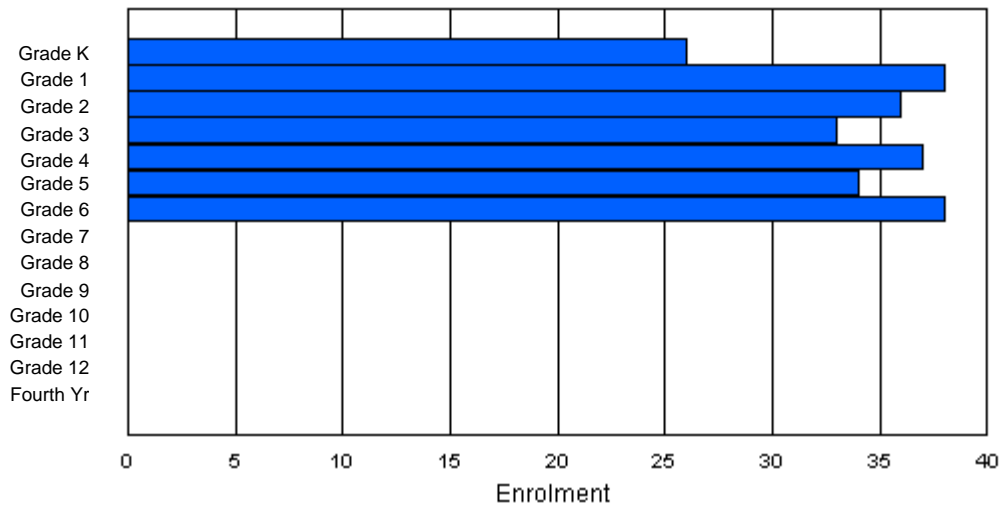
Enrolment By Age and Gender

Gender	Age																Total
	5	6	7	8	9	10	11	12	13	14	15	16	17	18	19	20>	
Male	12	21	17	19	19	17	25	3	0	0	0	0	0	0	0	0	133
Female	13	16	15	14	18	16	11	5	1	0	0	0	0	0	0	0	109
Total	25	37	32	33	37	33	36	8	1	0	0	0	0	0	0	0	242

Enrolment By Grade and Gender

Gender	Grade														Total
	K	1	2	3	4	5	6	7	8	9	10	11	12	4th	
Male	13	21	21	17	21	17	23	0	0	0	0	0	0	0	133
Female	13	17	15	16	16	17	15	0	0	0	0	0	0	0	109
Total	26	38	36	33	37	34	38	0	0	0	0	0	0	0	242

Enrolment By Grade
For Macpherson Elementary



* Data from the 2003-2004 AGR(Enrolment/Age as of the last day in Sept./Dec.)

** Newfoundland Statistics Classification System

*** May include itinerant teachers



**School Description Report
2003-04**

District 10 - Avalon East

#345 - Mary Queen of Peace, St. John's

Classification: Urban Community/Avalon Region**
Offers Distance Education: Yes

Grades: K-6

Number of Grades: 7

[School FTE PTR : 16.9](#)

[District FTE PTR : 15.4](#)

[Provincial FTE PTR : 13.5](#)

[FTE Teachers](#) *** : 33.2

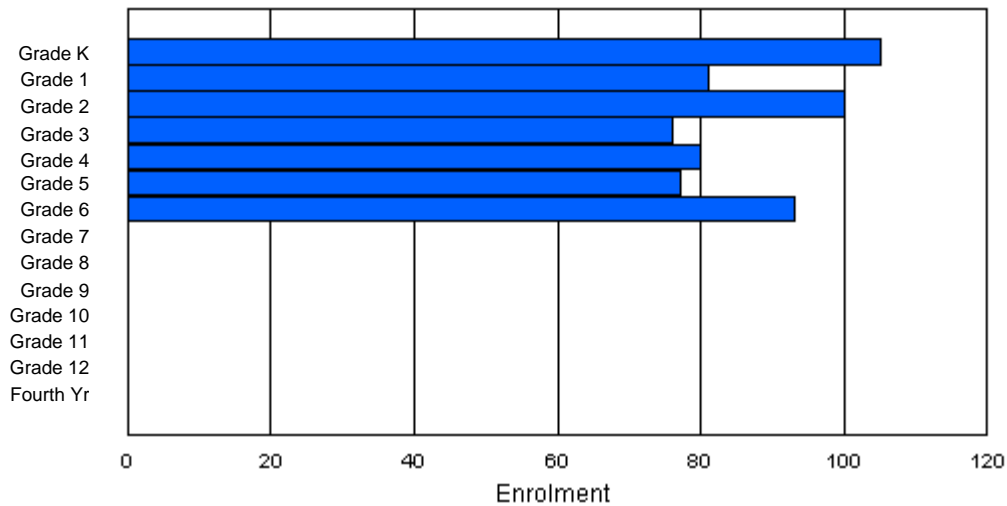
Enrolment By Age and Gender

Gender	Age																Total
	5	6	7	8	9	10	11	12	13	14	15	16	17	18	19	20>	
Male	57	37	44	45	47	38	42	3	1	0	0	0	0	0	0	0	314
Female	46	45	57	31	33	36	49	1	0	0	0	0	0	0	0	0	298
Total	103	82	101	76	80	74	91	4	1	0	0	0	0	0	0	0	612

Enrolment By Grade and Gender

Gender	Grade														Total
	K	1	2	3	4	5	6	7	8	9	10	11	12	4th	
Male	58	37	43	45	47	40	44	0	0	0	0	0	0	0	314
Female	47	44	57	31	33	37	49	0	0	0	0	0	0	0	298
Total	105	81	100	76	80	77	93	0	0	0	0	0	0	0	612

Enrolment By Grade
For Mary Queen of Peace



* Data from the 2003-2004 AGR(Enrolment/Age as of the last day in Sept./Dec.)

** Newfoundland Statistics Classification System

*** May include itinerant teachers



**School Description Report
2003-04**

District 10 - Avalon East

#308 - Mary Queen of the World, Mount Pearl

Classification: Urban Community/Avalon Region**
Offers Distance Education: No

Grades: K-6

Number of Grades: 7

[School FTE PTR : 15.6](#)

[District FTE PTR : 15.4](#)

[Provincial FTE PTR : 13.5](#)

[FTE Teachers](#) *** : 28.3

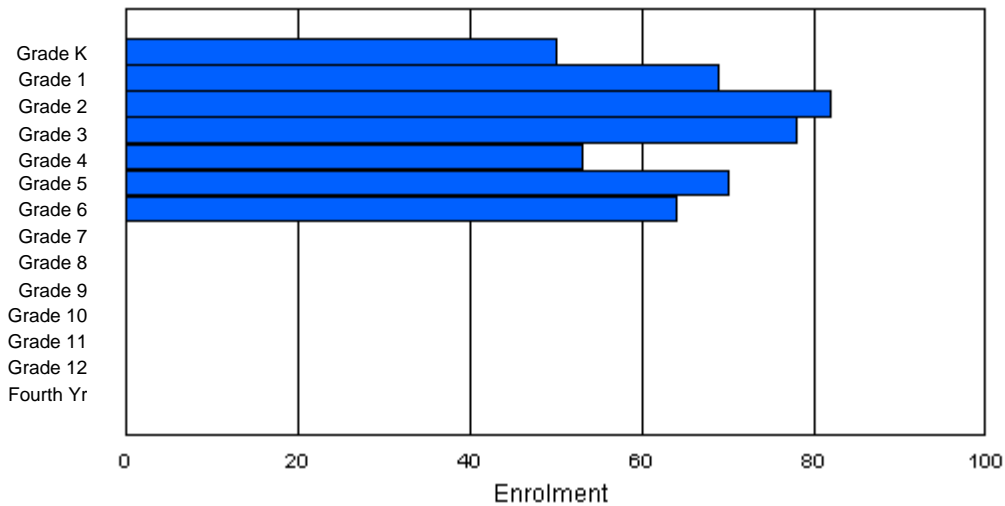
Enrolment By Age and Gender

Gender	Age																Total
	5	6	7	8	9	10	11	12	13	14	15	16	17	18	19	20>	
Male	23	27	45	37	32	31	39	5	0	0	0	0	0	0	0	0	239
Female	26	36	32	35	36	34	26	2	0	0	0	0	0	0	0	0	227
Total	49	63	77	72	68	65	65	7	0	0	0	0	0	0	0	0	466

Enrolment By Grade and Gender

Gender	Grade														Total
	K	1	2	3	4	5	6	7	8	9	10	11	12	4th	
Male	23	34	46	40	23	34	39	0	0	0	0	0	0	0	239
Female	27	35	36	38	30	36	25	0	0	0	0	0	0	0	227
Total	50	69	82	78	53	70	64	0	0	0	0	0	0	0	466

Enrolment By Grade
For Mary Queen of the World



* Data from the 2003-2004 AGR(Enrolment/Age as of the last day in Sept./Dec.)

** Newfoundland Statistics Classification System

*** May include itinerant teachers



School Description Report 2003-04

District 10 - Avalon East

#307 - Mobile Central High School, Mobile

Classification: Rural Community/Avalon Region**
Offers Distance Education: Yes

Grades: 7-12

Number of Grades: 6

[School FTE PTR : 13.2](#)

[District FTE PTR : 15.4](#)

[Provincial FTE PTR : 13.5](#)

[FTE Teachers](#) *** : 21.6

Enrolment By Age and Gender

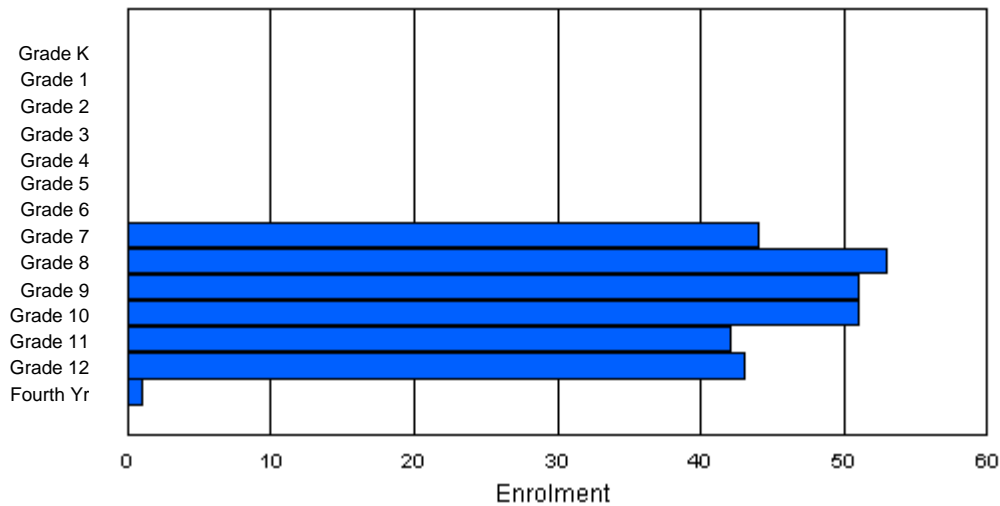
Gender	Age																	Total
	5	6	7	8	9	10	11	12	13	14	15	16	17	18	19	20>		
Male	0	0	0	0	0	1	0	16	23	24	25	27	22	6	3	0	147	
Female	0	0	0	0	0	0	0	24	27	26	16	17	21	3	2	2	138	
Total	0	0	0	0	0	1	0	40	50	50	41	44	43	9	5	2	285	

Enrolment By Grade and Gender

Gender	Grade															Total
	K	1	2	3	4	5	6	7	8	9	10	11	12	4th		
Male	0	0	0	0	0	0	0	18	27	25	29	25	22	1	147	
Female	0	0	0	0	0	0	0	26	26	26	22	17	21	0	138	
Total	0	0	0	0	0	0	0	44	53	51	51	42	43	1	285	

Enrolment By Grade

For Mobile Central High School



* Data from the 2003-2004 AGR(Enrolment/Age as of the last day in Sept./Dec.)

** Newfoundland Statistics Classification System

*** May include itinerant teachers



**School Description Report
2003-04**

District 10 - Avalon East

#309 - Morris Academy, Mount Pearl

Classification: Urban Community/Avalon Region**
Offers Distance Education: No

Grades: K-3

Number of Grades: 4

[School FTE PTR : 15.4](#)

[District FTE PTR : 15.4](#)

[Provincial FTE PTR : 13.5](#)

[FTE Teachers](#) *** : 16.8

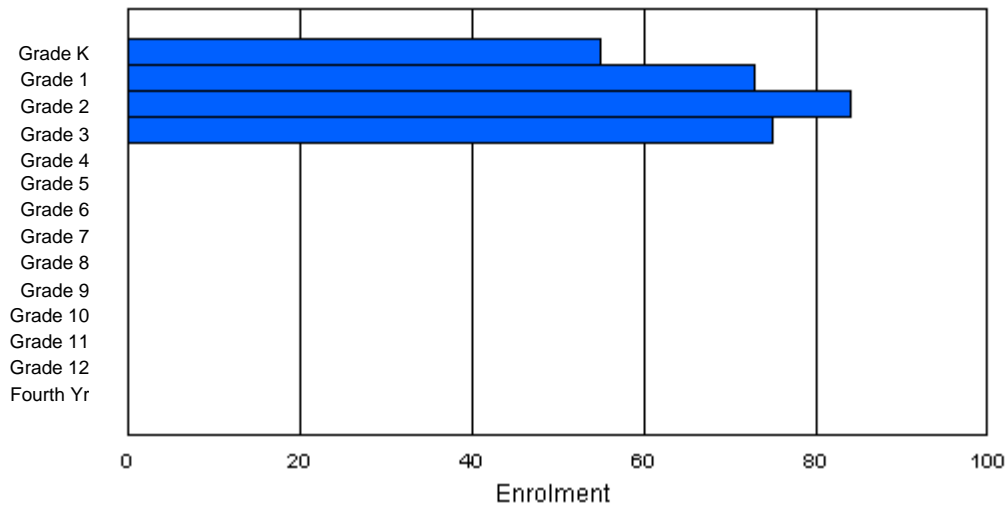
Enrolment By Age and Gender

Gender	Age																	Total
	5	6	7	8	9	10	11	12	13	14	15	16	17	18	19	20>		
Male	29	34	38	41	0	0	0	0	0	0	0	0	0	0	0	0	142	
Female	24	41	39	41	0	0	0	0	0	0	0	0	0	0	0	0	145	
Total	53	75	77	82	0	0	0	0	0	0	0	0	0	0	0	0	287	

Enrolment By Grade and Gender

Gender	Grade															Total
	K	1	2	3	4	5	6	7	8	9	10	11	12	4th		
Male	29	34	43	36	0	0	0	0	0	0	0	0	0	0	142	
Female	26	39	41	39	0	0	0	0	0	0	0	0	0	0	145	
Total	55	73	84	75	0	0	0	0	0	0	0	0	0	0	287	

Enrolment By Grade
For Morris Academy



* Data from the 2003-2004 AGR(Enrolment/Age as of the last day in Sept./Dec.)

** Newfoundland Statistics Classification System

*** May include itinerant teachers



**School Description Report
2003-04**

District 10 - Avalon East

#310 - Mount Pearl Intermediate, Mount Pearl

Classification: Urban Community/Avalon Region**
Offers Distance Education: No

Grades: 4-9

Number of Grades: 6

[School FTE PTR : 18.0](#)

[District FTE PTR : 15.4](#)

[Provincial FTE PTR : 13.5](#)

[FTE Teachers](#) *** : 49.8

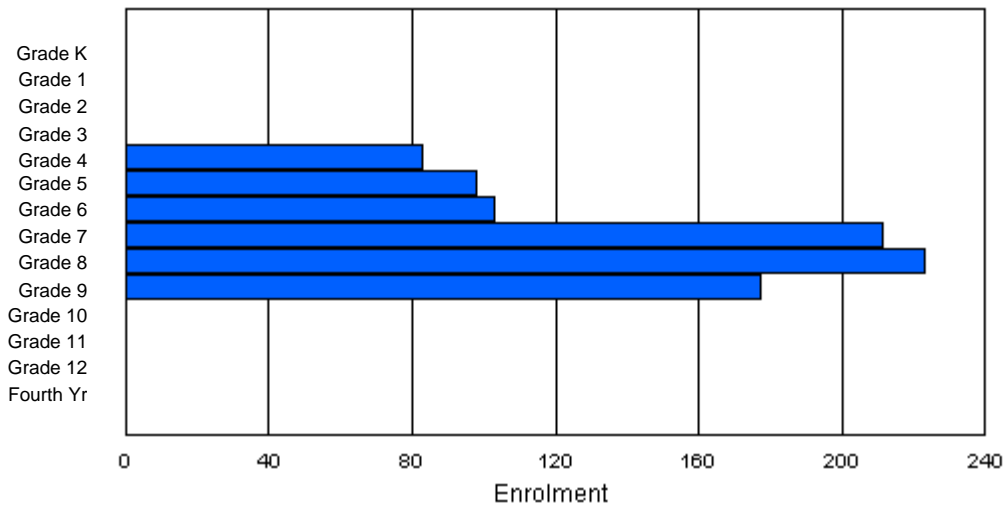
Enrolment By Age and Gender

Gender	Age																Total
	5	6	7	8	9	10	11	12	13	14	15	16	17	18	19	20>	
Male	0	0	0	0	43	49	49	106	101	82	10	1	0	0	0	0	441
Female	0	0	0	0	35	47	51	109	106	96	10	0	0	0	0	0	454
Total	0	0	0	0	78	96	100	215	207	178	20	1	0	0	0	0	895

Enrolment By Grade and Gender

Gender	Grade														Total
	K	1	2	3	4	5	6	7	8	9	10	11	12	4th	
Male	0	0	0	0	44	52	47	108	110	80	0	0	0	0	441
Female	0	0	0	0	39	46	56	103	113	97	0	0	0	0	454
Total	0	0	0	0	83	98	103	211	223	177	0	0	0	0	895

Enrolment By Grade
For Mount Pearl Intermediate



* Data from the 2003-2004 AGR(Enrolment/Age as of the last day in Sept./Dec.)

** Newfoundland Statistics Classification System

*** May include itinerant teachers



**School Description Report
2003-04**

District 10 - Avalon East

#311 - Mount Pearl Senior High, Mount Pearl

Classification: Urban Community/Avalon Region**
Offers Distance Education: No

Grades: 10-12

Number of Grades: 3

[School FTE PTR : 17.7](#)

[District FTE PTR : 15.4](#)

[Provincial FTE PTR : 13.5](#)

[FTE Teachers](#) *** : 34.0

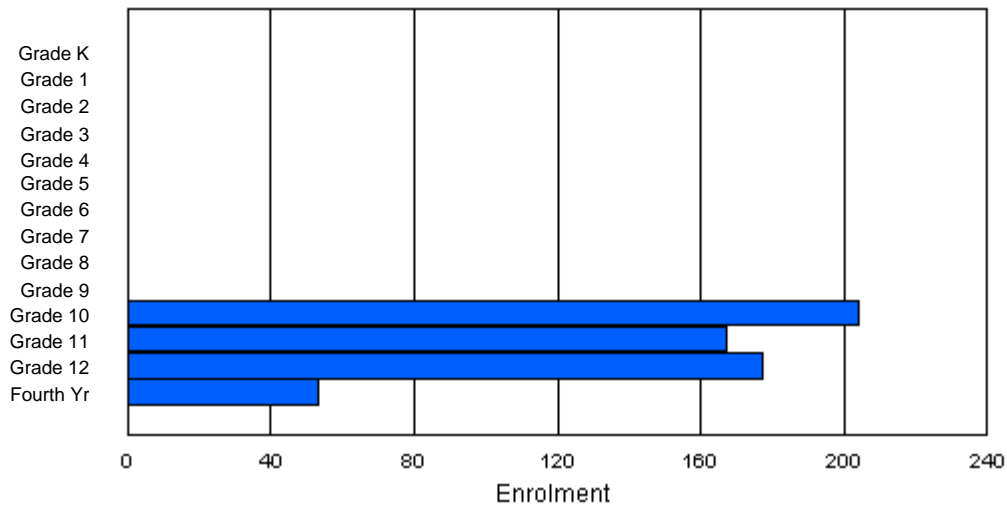
Enrolment By Age and Gender

Gender	Age																	Total
	5	6	7	8	9	10	11	12	13	14	15	16	17	18	19	20>		
Male	0	0	0	0	0	0	0	0	0	0	88	84	94	32	7	0	305	
Female	0	0	0	0	0	0	0	0	0	3	83	94	83	31	2	0	296	
Total	0	0	0	0	0	0	0	0	0	3	171	178	177	63	9	0	601	

Enrolment By Grade and Gender

Gender	Grade															Total
	K	1	2	3	4	5	6	7	8	9	10	11	12	4th		
Male	0	0	0	0	0	0	0	0	0	0	104	78	96	27	305	
Female	0	0	0	0	0	0	0	0	0	0	100	89	81	26	296	
Total	0	0	0	0	0	0	0	0	0	0	204	167	177	53	601	

Enrolment By Grade
For Mount Pearl Senior High



* Data from the 2003-2004 AGR(Enrolment/Age as of the last day in Sept./Dec.)

** Newfoundland Statistics Classification System

*** May include itinerant teachers



**School Description Report
2003-04**

District 10 - Avalon East

#312 - Newtown Elementary School, Mount Pearl

Classification: Urban Community/Avalon Region**
Offers Distance Education: No

Grades: K-6

Number of Grades: 7

[School FTE PTR : 16.7](#)

[District FTE PTR : 15.4](#)

[Provincial FTE PTR : 13.5](#)

[FTE Teachers](#) *** : 27.5

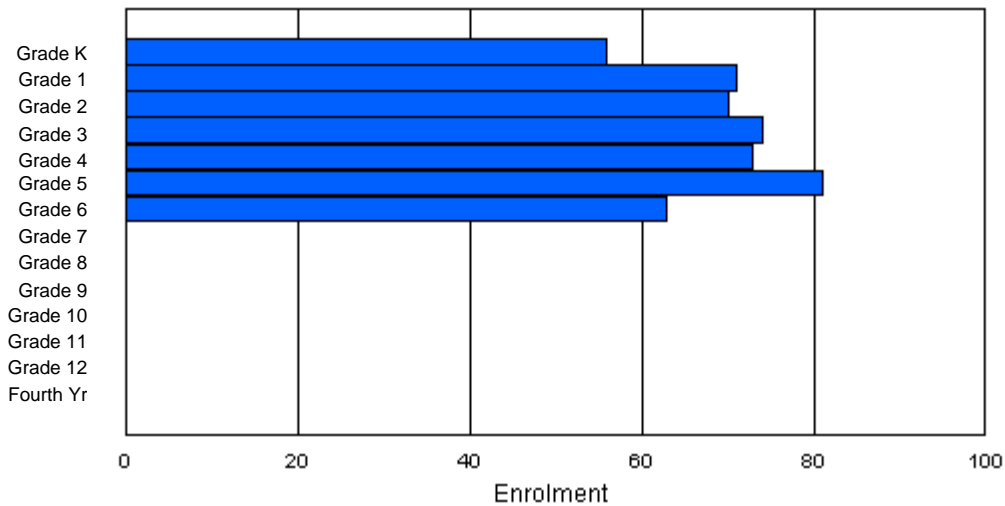
Enrolment By Age and Gender

Gender	Age																Total
	5	6	7	8	9	10	11	12	13	14	15	16	17	18	19	20>	
Male	23	43	32	36	30	41	32	1	0	0	0	0	0	0	0	0	238
Female	29	31	36	39	42	41	29	3	0	0	0	0	0	0	0	0	250
Total	52	74	68	75	72	82	61	4	0	0	0	0	0	0	0	0	488

Enrolment By Grade and Gender

Gender	Grade														Total
	K	1	2	3	4	5	6	7	8	9	10	11	12	4th	
Male	25	41	34	35	31	40	32	0	0	0	0	0	0	0	238
Female	31	30	36	39	42	41	31	0	0	0	0	0	0	0	250
Total	56	71	70	74	73	81	63	0	0	0	0	0	0	0	488

Enrolment By Grade
For Newtown Elementary School



* Data from the 2003-2004 AGR(Enrolment/Age as of the last day in Sept./Dec.)

** Newfoundland Statistics Classification System

*** May include itinerant teachers



**School Description Report
2003-04**

District 10 - Avalon East

#313 - O'Donel High, Mount Pearl

Classification: Urban Community/Avalon Region**
Offers Distance Education: No

Grades: 10-12

Number of Grades: 3

[School FTE PTR : 18.1](#)

[District FTE PTR : 15.4](#)

[Provincial FTE PTR : 13.5](#)

[FTE Teachers](#) *** : 37.3

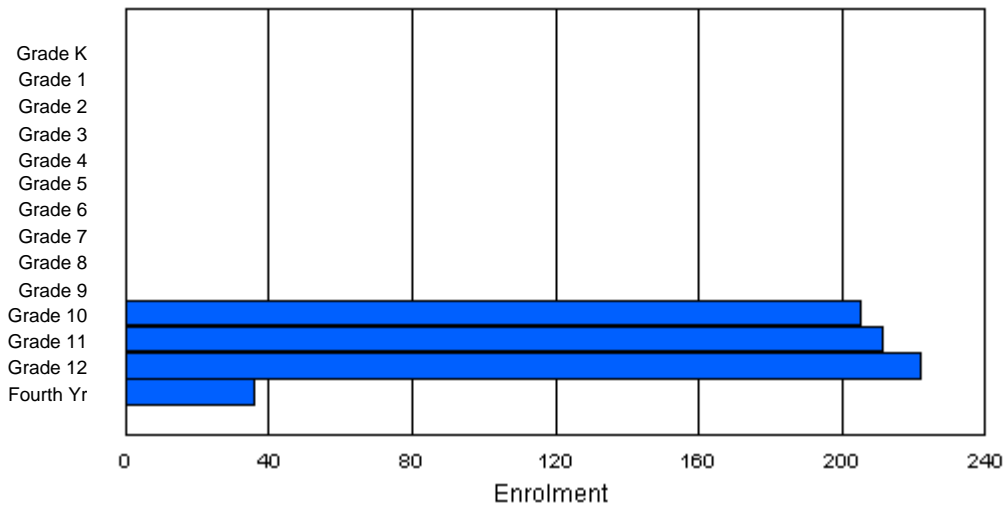
Enrolment By Age and Gender

Gender	Age																	Total
	5	6	7	8	9	10	11	12	13	14	15	16	17	18	19	20>		
Male	0	0	0	0	0	0	0	0	0	0	94	106	110	25	3	1	339	
Female	0	0	0	0	0	0	0	0	0	0	81	107	123	19	4	1	335	
Total	0	0	0	0	0	0	0	0	0	0	175	213	233	44	7	2	674	

Enrolment By Grade and Gender

Gender	Grade															Total
	K	1	2	3	4	5	6	7	8	9	10	11	12	4th		
Male	0	0	0	0	0	0	0	0	0	0	111	105	103	20	339	
Female	0	0	0	0	0	0	0	0	0	0	94	106	119	16	335	
Total	0	0	0	0	0	0	0	0	0	0	205	211	222	36	674	

Enrolment By Grade
For O'Donel High



* Data from the 2003-2004 AGR(Enrolment/Age as of the last day in Sept./Dec.)

** Newfoundland Statistics Classification System

*** May include itinerant teachers



**School Description Report
2003-04**

District 10 - Avalon East

#319 - Paradise Elementary, Paradise

Classification: Urban Community/Avalon Region**
Offers Distance Education: No

Grades: K-6

Number of Grades: 7

[School FTE PTR : 17.1](#)

[District FTE PTR : 15.4](#)

[Provincial FTE PTR : 13.5](#)

[FTE Teachers](#) *** : 27.8

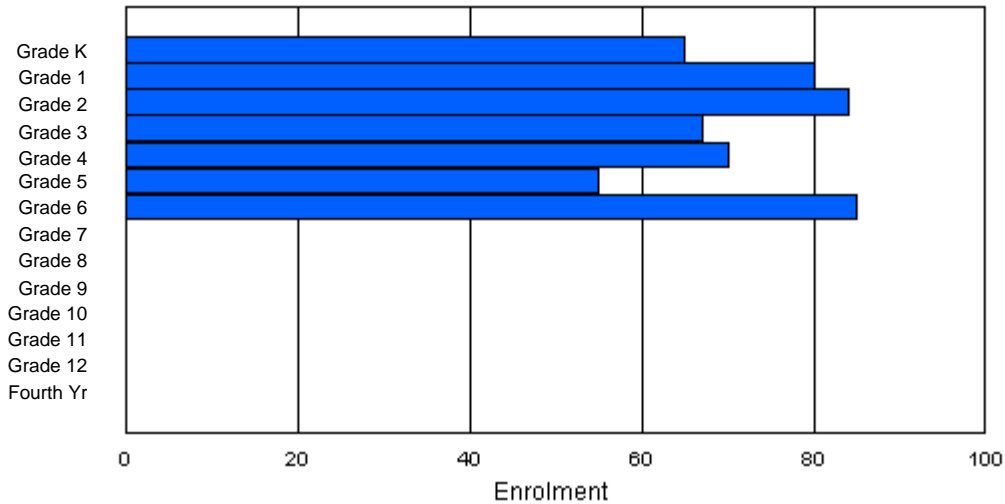
Enrolment By Age and Gender

Gender	Age																Total
	5	6	7	8	9	10	11	12	13	14	15	16	17	18	19	20>	
Male	32	37	40	40	35	23	41	2	0	0	0	0	0	0	0	0	250
Female	31	38	48	30	35	32	41	0	1	0	0	0	0	0	0	0	256
Total	63	75	88	70	70	55	82	2	1	0	0	0	0	0	0	0	506

Enrolment By Grade and Gender

Gender	Grade														Total
	K	1	2	3	4	5	6	7	8	9	10	11	12	4th	
Male	33	41	37	38	35	23	43	0	0	0	0	0	0	0	250
Female	32	39	47	29	35	32	42	0	0	0	0	0	0	0	256
Total	65	80	84	67	70	55	85	0	0	0	0	0	0	0	506

Enrolment By Grade
For Paradise Elementary



* Data from the 2003-2004 AGR(Enrolment/Age as of the last day in Sept./Dec.)

** Newfoundland Statistics Classification System

*** May include itinerant teachers



**School Description Report
2003-04**

District 10 - Avalon East

#347 - Prince of Wales Collegiate, St. John's

Classification: Urban Community/Avalon Region**
Offers Distance Education: No

Grades: 10-12

Number of Grades: 3

[School FTE PTR : 17.6](#)

[District FTE PTR : 15.4](#)

[Provincial FTE PTR : 13.5](#)

[FTE Teachers](#) *** : 46.0

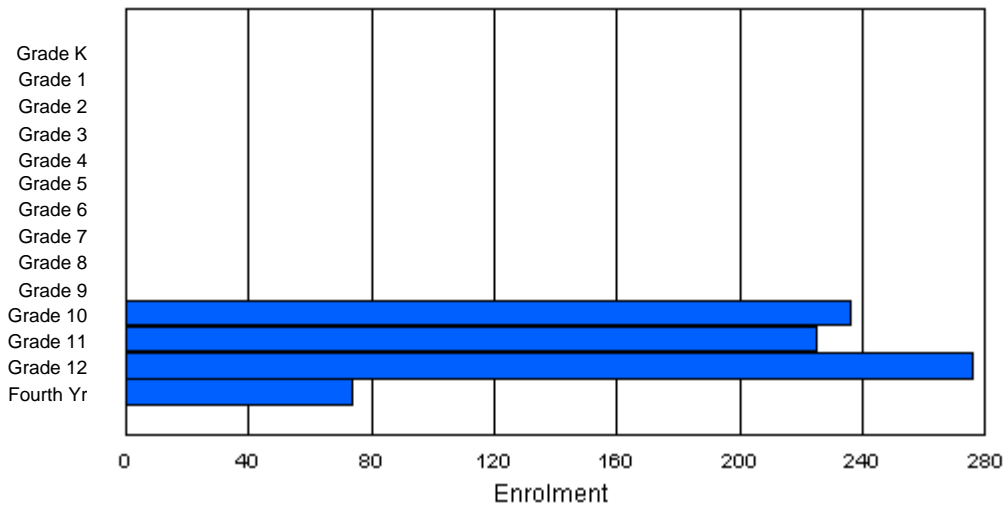
Enrolment By Age and Gender

Gender	Age																	Total
	5	6	7	8	9	10	11	12	13	14	15	16	17	18	19	20>		
Male	0	0	0	0	0	0	0	0	0	1	92	92	130	56	10	5	386	
Female	0	0	0	0	0	0	0	0	0	1	106	120	146	43	8	1	425	
Total	0	0	0	0	0	0	0	0	0	2	198	212	276	99	18	6	811	

Enrolment By Grade and Gender

Gender	Grade															Total
	K	1	2	3	4	5	6	7	8	9	10	11	12	4th		
Male	0	0	0	0	0	0	0	0	0	0	107	110	129	40	386	
Female	0	0	0	0	0	0	0	0	0	0	129	115	147	34	425	
Total	0	0	0	0	0	0	0	0	0	0	236	225	276	74	811	

Enrolment By Grade
For Prince of Wales Collegiate



* Data from the 2003-2004 AGR(Enrolment/Age as of the last day in Sept./Dec.)

** Newfoundland Statistics Classification System

*** May include itinerant teachers



**School Description Report
2003-04**

District 10 - Avalon East

#302 - Queen Elizabeth Regional High School, Conception Bay Sout

Classification: Urban Community/Avalon Region**
Offers Distance Education: No

Grades: 10-12

Number of Grades: 3

[School FTE PTR : 16.2](#)

[District FTE PTR : 15.4](#)

[Provincial FTE PTR : 13.5](#)

[FTE Teachers](#) *** : 35.0

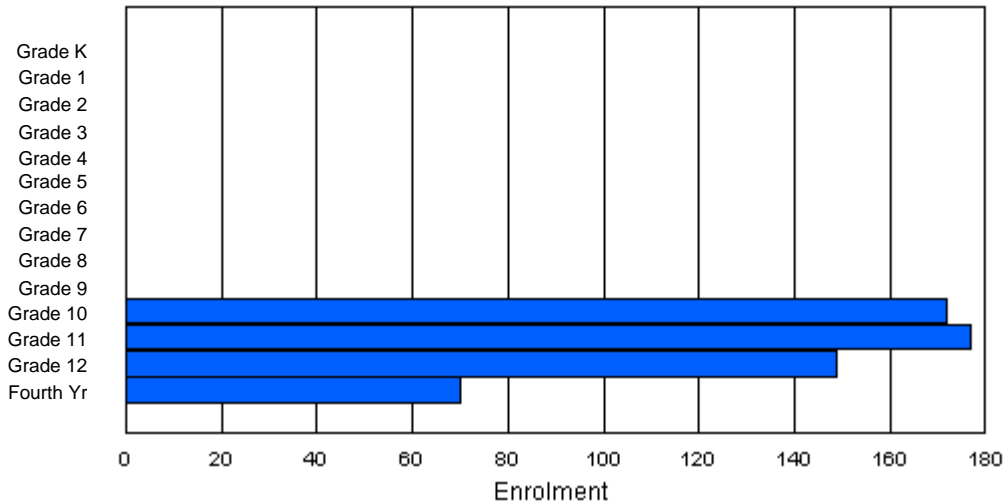
Enrolment By Age and Gender

Gender	Age																	Total
	5	6	7	8	9	10	11	12	13	14	15	16	17	18	19	20>		
Male	0	0	0	0	0	0	0	0	1	0	89	89	68	47	7	0	301	
Female	0	0	0	0	0	0	0	0	0	0	65	86	77	36	2	1	267	
Total	0	0	0	0	0	0	0	0	1	0	154	175	145	83	9	1	568	

Enrolment By Grade and Gender

Gender	Grade															Total
	K	1	2	3	4	5	6	7	8	9	10	11	12	4th		
Male	0	0	0	0	0	0	0	0	0	0	100	89	74	38	301	
Female	0	0	0	0	0	0	0	0	0	0	72	88	75	32	267	
Total	0	0	0	0	0	0	0	0	0	0	172	177	149	70	568	

Enrolment By Grade
For Queen Elizabeth Regional High School



* Data from the 2003-2004 AGR(Enrolment/Age as of the last day in Sept./Dec.)

** Newfoundland Statistics Classification System

*** May include itinerant teachers



**School Description Report
2003-04**

#360 - Rennie's River Elementary, St. John's

Classification: Urban Community/Avalon Region**
Offers Distance Education: No

Grades: K-6

Number of Grades: 7

[School FTE PTR : 13.7](#)

[District FTE PTR : 15.4](#)

[Provincial FTE PTR : 13.5](#)

[FTE Teachers](#) *** : 20.7

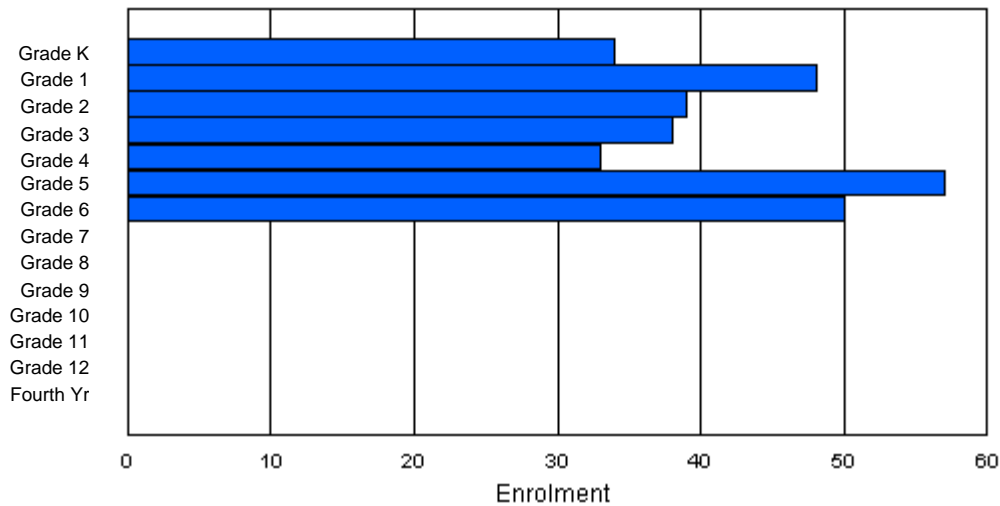
Enrolment By Age and Gender

Gender	Age																Total
	5	6	7	8	9	10	11	12	13	14	15	16	17	18	19	20>	
Male	14	25	20	26	17	18	31	1	1	0	0	0	0	0	0	0	153
Female	18	23	19	9	19	32	25	1	0	0	0	0	0	0	0	0	146
Total	32	48	39	35	36	50	56	2	1	0	0	0	0	0	0	0	299

Enrolment By Grade and Gender

Gender	Grade														Total
	K	1	2	3	4	5	6	7	8	9	10	11	12	4th	
Male	15	26	20	27	14	24	27	0	0	0	0	0	0	0	153
Female	19	22	19	11	19	33	23	0	0	0	0	0	0	0	146
Total	34	48	39	38	33	57	50	0	0	0	0	0	0	0	299

Enrolment By Grade
For Rennie's River Elementary



* Data from the 2003-2004 AGR(Enrolment/Age as of the last day in Sept./Dec.)

** Newfoundland Statistics Classification System

*** May include itinerant teachers



**School Description Report
2003-04**

District 10 - Avalon East

#348 - Roncalli Elementary, St. John's

Classification: Urban Community/Avalon Region**
Offers Distance Education: No

Grades: K-6

Number of Grades: 7

[School FTE PTR : 14.9](#)

[District FTE PTR : 15.4](#)

[Provincial FTE PTR : 13.5](#)

[FTE Teachers](#) *** : 12.2

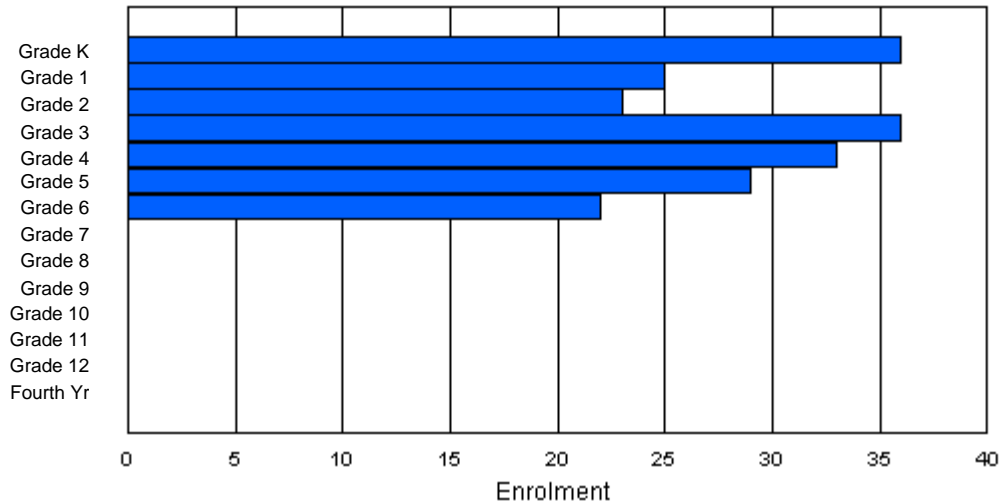
Enrolment By Age and Gender

Gender	Age																Total
	5	6	7	8	9	10	11	12	13	14	15	16	17	18	19	20>	
Male	19	12	13	19	23	15	9	3	0	0	0	0	0	0	0	0	113
Female	17	11	12	14	13	12	12	0	0	0	0	0	0	0	0	0	91
Total	36	23	25	33	36	27	21	3	0	0	0	0	0	0	0	0	204

Enrolment By Grade and Gender

Gender	Grade														Total
	K	1	2	3	4	5	6	7	8	9	10	11	12	4th	
Male	20	12	12	21	21	16	11	0	0	0	0	0	0	0	113
Female	16	13	11	15	12	13	11	0	0	0	0	0	0	0	91
Total	36	25	23	36	33	29	22	0	0	0	0	0	0	0	204

Enrolment By Grade
For Roncalli Elementary



* Data from the 2003-2004 AGR(Enrolment/Age as of the last day in Sept./Dec.)

** Newfoundland Statistics Classification System

*** May include itinerant teachers



**School Description Report
2003-04**

District 10 - Avalon East

#349 - St. Andrew's Elementary, St. John's

Classification: Urban Community/Avalon Region**
Offers Distance Education: No

Grades: K-6

Number of Grades: 7

[School FTE PTR : 14.3](#)

[District FTE PTR : 15.4](#)

[Provincial FTE PTR : 13.5](#)

[FTE Teachers](#) *** : 19.0

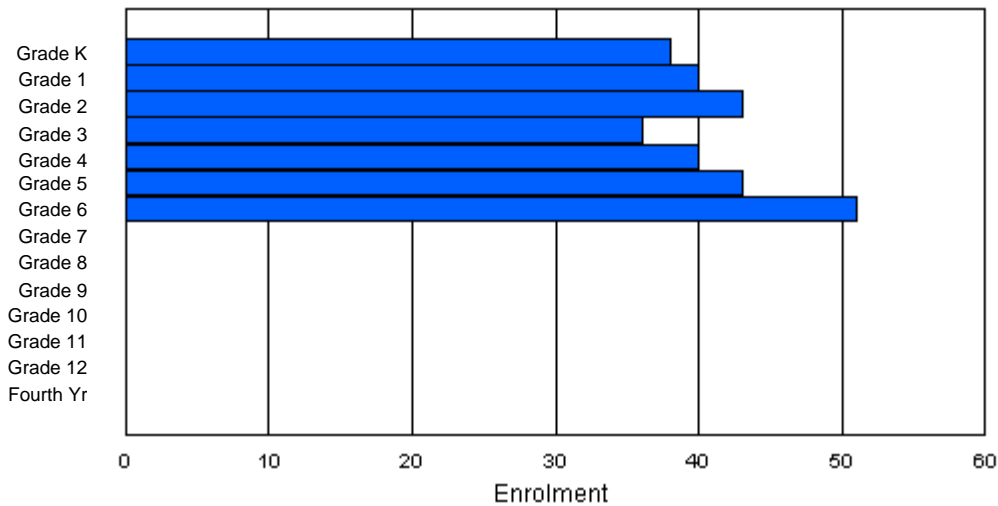
Enrolment By Age and Gender

Gender	Age																Total
	5	6	7	8	9	10	11	12	13	14	15	16	17	18	19	20>	
Male	21	21	22	11	23	24	18	5	1	0	0	0	0	0	0	0	146
Female	14	16	23	21	19	20	30	1	1	0	0	0	0	0	0	0	145
Total	35	37	45	32	42	44	48	6	2	0	0	0	0	0	0	0	291

Enrolment By Grade and Gender

Gender	Grade														Total
	K	1	2	3	4	5	6	7	8	9	10	11	12	4th	
Male	20	26	21	12	22	24	21	0	0	0	0	0	0	0	146
Female	18	14	22	24	18	19	30	0	0	0	0	0	0	0	145
Total	38	40	43	36	40	43	51	0	0	0	0	0	0	0	291

Enrolment By Grade
For St. Andrew's Elementary



* Data from the 2003-2004 AGR(Enrolment/Age as of the last day in Sept./Dec.)

** Newfoundland Statistics Classification System

*** May include itinerant teachers



**School Description Report
2003-04**

District 10 - Avalon East

#294 - St. Augustine's Primary, Bell Island

Classification: Rural Community/Avalon Region**
Offers Distance Education: No

Grades: K-3

Number of Grades: 4

[School FTE PTR : 12.3](#)

[District FTE PTR : 15.4](#)

[Provincial FTE PTR : 13.5](#)

[FTE Teachers](#) *** : 8.5

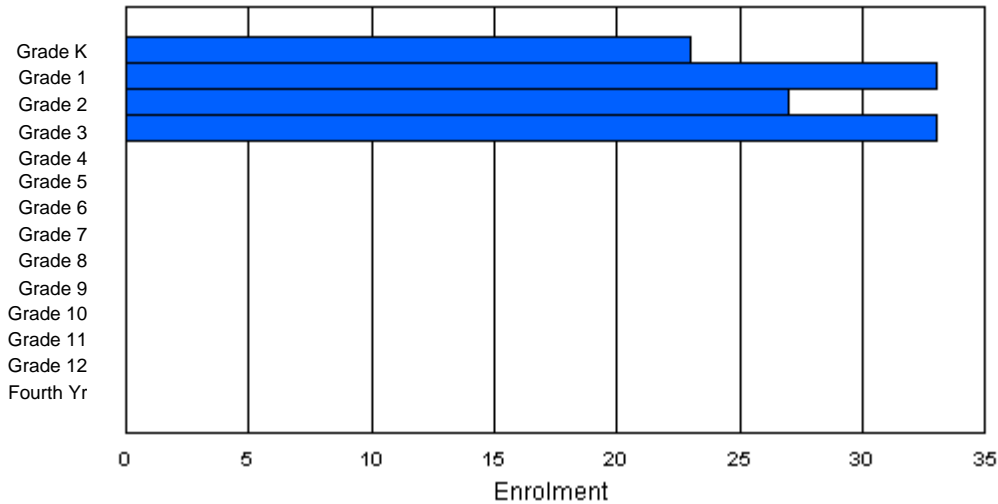
Enrolment By Age and Gender

Gender	Age																	Total
	5	6	7	8	9	10	11	12	13	14	15	16	17	18	19	20>		
Male	10	16	16	16	0	0	0	0	0	0	0	0	0	0	0	0	58	
Female	13	17	11	17	0	0	0	0	0	0	0	0	0	0	0	0	58	
Total	23	33	27	33	0	0	0	0	0	0	0	0	0	0	0	0	116	

Enrolment By Grade and Gender

Gender	Grade															Total
	K	1	2	3	4	5	6	7	8	9	10	11	12	4th		
Male	10	16	16	16	0	0	0	0	0	0	0	0	0	0	58	
Female	13	17	11	17	0	0	0	0	0	0	0	0	0	0	58	
Total	23	33	27	33	0	0	0	0	0	0	0	0	0	0	116	

Enrolment By Grade
For St. Augustine's Primary



* Data from the 2003-2004 AGR(Enrolment/Age as of the last day in Sept./Dec.)

** Newfoundland Statistics Classification System

*** May include itinerant teachers



School Description Report 2003-04

District 10 - Avalon East

#372 - St. Bernard's Primary, Witless Bay

Classification: Urban Community/Avalon Region**
Offers Distance Education: No

Grades: K-3

Number of Grades: 4

[School FTE PTR : 11.4](#)

[District FTE PTR : 15.4](#)

[Provincial FTE PTR : 13.5](#)

[FTE Teachers](#) *** : 8.8

Enrolment By Age and Gender

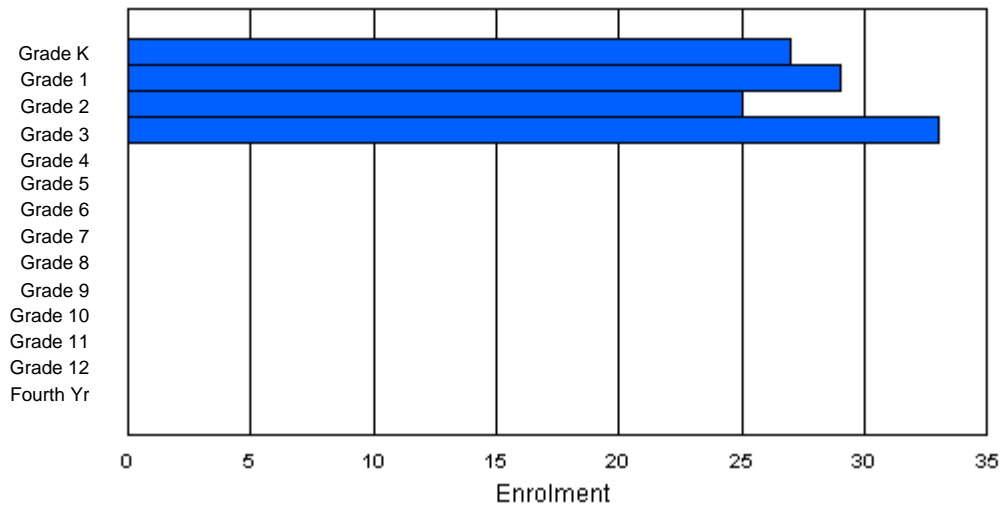
Gender	Age																Total
	5	6	7	8	9	10	11	12	13	14	15	16	17	18	19	20>	
Male	11	12	14	14	2	0	0	0	0	0	0	0	0	0	0	0	53
Female	15	18	10	18	0	0	0	0	0	0	0	0	0	0	0	0	61
Total	26	30	24	32	2	0	0	0	0	0	0	0	0	0	0	0	114

Enrolment By Grade and Gender

Gender	Grade														Total
	K	1	2	3	4	5	6	7	8	9	10	11	12	4th	
Male	11	12	15	15	0	0	0	0	0	0	0	0	0	0	53
Female	16	17	10	18	0	0	0	0	0	0	0	0	0	0	61
Total	27	29	25	33	0	0	0	0	0	0	0	0	0	0	114

Enrolment By Grade

For St. Bernard's Primary



* Data from the 2003-2004 AGR(Enrolment/Age as of the last day in Sept./Dec.)

** Newfoundland Statistics Classification System

*** May include itinerant teachers



**School Description Report
2003-04**

District 10 - Avalon East

#303 - St. Edward's, Conception Bay South (Kelligrews)

Classification: Urban Community/Avalon Region**
Offers Distance Education: No

Grades: K-6

Number of Grades: 7

[School FTE PTR : 17.1](#)

[District FTE PTR : 15.4](#)

[Provincial FTE PTR : 13.5](#)

[FTE Teachers](#) *** : 29.5

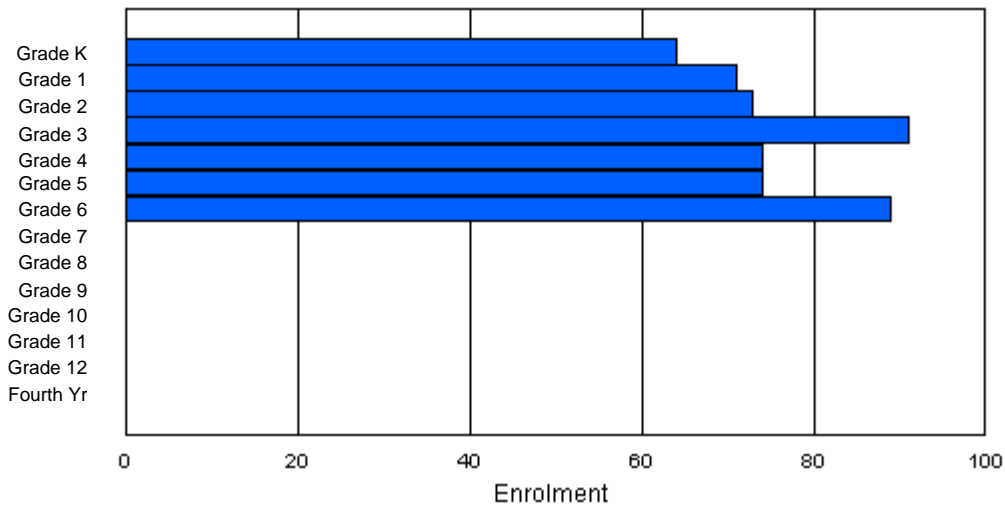
Enrolment By Age and Gender

Gender	Age																Total
	5	6	7	8	9	10	11	12	13	14	15	16	17	18	19	20>	
Male	28	30	37	45	29	36	52	1	0	0	0	0	0	0	0	0	258
Female	36	37	37	47	42	38	40	1	0	0	0	0	0	0	0	0	278
Total	64	67	74	92	71	74	92	2	0	0	0	0	0	0	0	0	536

Enrolment By Grade and Gender

Gender	Grade														Total
	K	1	2	3	4	5	6	7	8	9	10	11	12	4th	
Male	28	33	36	44	32	36	49	0	0	0	0	0	0	0	258
Female	36	38	37	47	42	38	40	0	0	0	0	0	0	0	278
Total	64	71	73	91	74	74	89	0	0	0	0	0	0	0	536

Enrolment By Grade
For St. Edward's



* Data from the 2003-2004 AGR(Enrolment/Age as of the last day in Sept./Dec.)

** Newfoundland Statistics Classification System

*** May include itinerant teachers



**School Description Report
2003-04**

District 10 - Avalon East

#317 - St. Francis of Assisi, Logy Bay/Middle Cove/Outer Cove

Classification: Urban Community/Avalon Region**
Offers Distance Education: No

Grades: K-6

Number of Grades: 7

[School FTE PTR : 14.8](#)

[District FTE PTR : 15.4](#)

[Provincial FTE PTR : 13.5](#)

[FTE Teachers](#) *** : 12.0

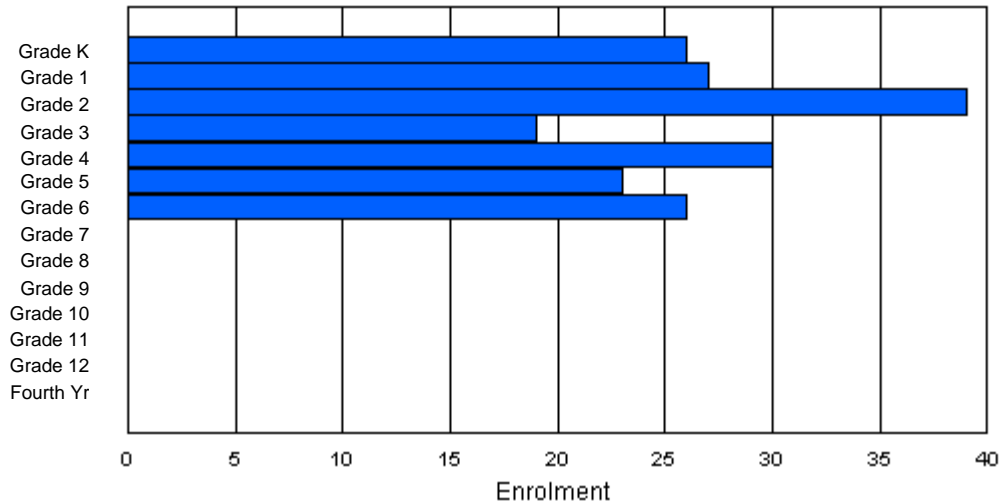
Enrolment By Age and Gender

Gender	Age																Total
	5	6	7	8	9	10	11	12	13	14	15	16	17	18	19	20>	
Male	14	15	19	13	14	15	11	0	0	0	0	0	0	0	0	0	101
Female	12	12	18	7	14	11	14	1	0	0	0	0	0	0	0	0	89
Total	26	27	37	20	28	26	25	1	0	0	0	0	0	0	0	0	190

Enrolment By Grade and Gender

Gender	Grade														Total
	K	1	2	3	4	5	6	7	8	9	10	11	12	4th	
Male	14	15	21	12	15	13	11	0	0	0	0	0	0	0	101
Female	12	12	18	7	15	10	15	0	0	0	0	0	0	0	89
Total	26	27	39	19	30	23	26	0	0	0	0	0	0	0	190

Enrolment By Grade
For St. Francis of Assisi



* Data from the 2003-2004 AGR(Enrolment/Age as of the last day in Sept./Dec.)

** Newfoundland Statistics Classification System

*** May include itinerant teachers



School Description Report 2003-04

District 10 - Avalon East

#306 - St. George's Elementary, Conception Bay South (Manuels)

Classification: Urban Community/Avalon Region**
Offers Distance Education: No

Grades: K-6

Number of Grades: 7

[School FTE PTR : 12.7](#)

[District FTE PTR : 15.4](#)

[Provincial FTE PTR : 13.5](#)

[FTE Teachers](#) *** : 20.5

Enrolment By Age and Gender

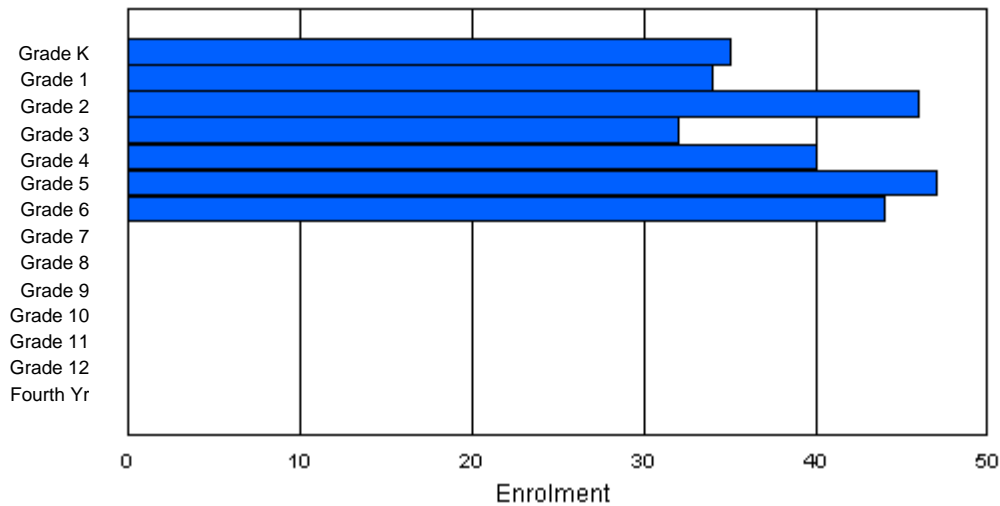
Gender	Age																Total
	5	6	7	8	9	10	11	12	13	14	15	16	17	18	19	20>	
Male	14	17	23	18	18	17	19	1	0	0	0	0	0	0	0	0	127
Female	20	15	25	12	25	26	28	0	0	0	0	0	0	0	0	0	151
Total	34	32	48	30	43	43	47	1	0	0	0	0	0	0	0	0	278

Enrolment By Grade and Gender

Gender	Grade														Total
	K	1	2	3	4	5	6	7	8	9	10	11	12	4th	
Male	15	18	23	18	16	20	17	0	0	0	0	0	0	0	127
Female	20	16	23	14	24	27	27	0	0	0	0	0	0	0	151
Total	35	34	46	32	40	47	44	0	0	0	0	0	0	0	278

Enrolment By Grade

For St. George's Elementary



* Data from the 2003-2004 AGR(Enrolment/Age as of the last day in Sept./Dec.)

** Newfoundland Statistics Classification System

*** May include itinerant teachers



**School Description Report
2003-04**

District 10 - Avalon East

#350 - St. John Bosco, St. John's

Classification: Urban Community/Avalon Region**
Offers Distance Education: No

Grades: K-9

Number of Grades: 10

[School FTE PTR : 13.3](#)

[District FTE PTR : 15.4](#)

[Provincial FTE PTR : 13.5](#)

[FTE Teachers](#) *** : 23.8

Enrolment By Age and Gender

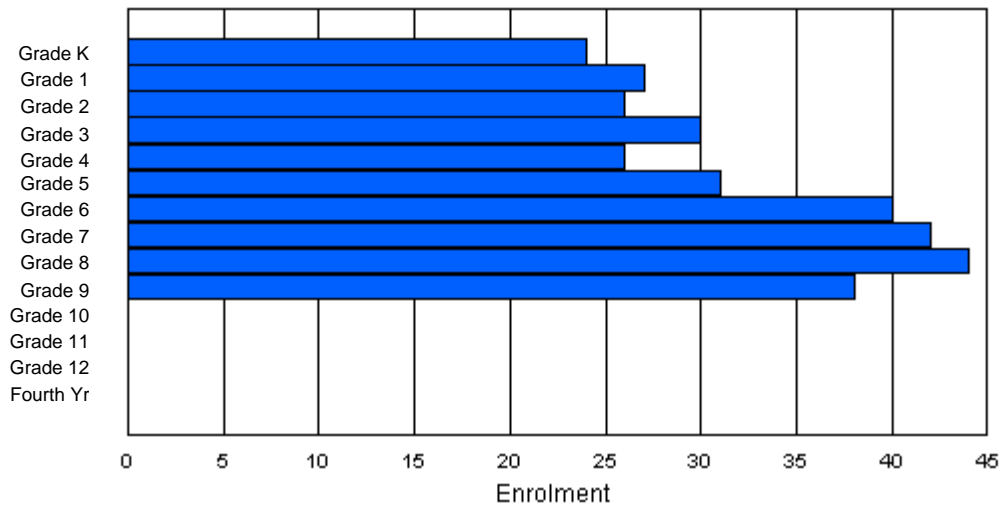
Gender	Age																Total
	5	6	7	8	9	10	11	12	13	14	15	16	17	18	19	20>	
Male	12	16	17	11	15	17	21	23	16	24	4	1	0	0	0	0	177
Female	12	9	10	16	11	18	16	20	15	22	1	0	1	0	0	0	151
Total	24	25	27	27	26	35	37	43	31	46	5	1	1	0	0	0	328

Enrolment By Grade and Gender

Gender	Grade														Total
	K	1	2	3	4	5	6	7	8	9	10	11	12	4th	
Male	12	17	17	13	14	15	23	22	21	23	0	0	0	0	177
Female	12	10	9	17	12	16	17	20	23	15	0	0	0	0	151
Total	24	27	26	30	26	31	40	42	44	38	0	0	0	0	328

Enrolment By Grade

For St. John Bosco



* Data from the 2003-2004 AGR(Enrolment/Age as of the last day in Sept./Dec.)

** Newfoundland Statistics Classification System

*** May include itinerant teachers



**School Description Report
2003-04**

District 10 - Avalon East

#354 - St. Kevin's High, St. John's (Goulds)

Classification: Urban Community/Avalon Region**
Offers Distance Education: No

Grades: 10-12

Number of Grades: 3

[School FTE PTR : 14.3](#)

[District FTE PTR : 15.4](#)

[Provincial FTE PTR : 13.5](#)

[FTE Teachers](#) *** : 24.5

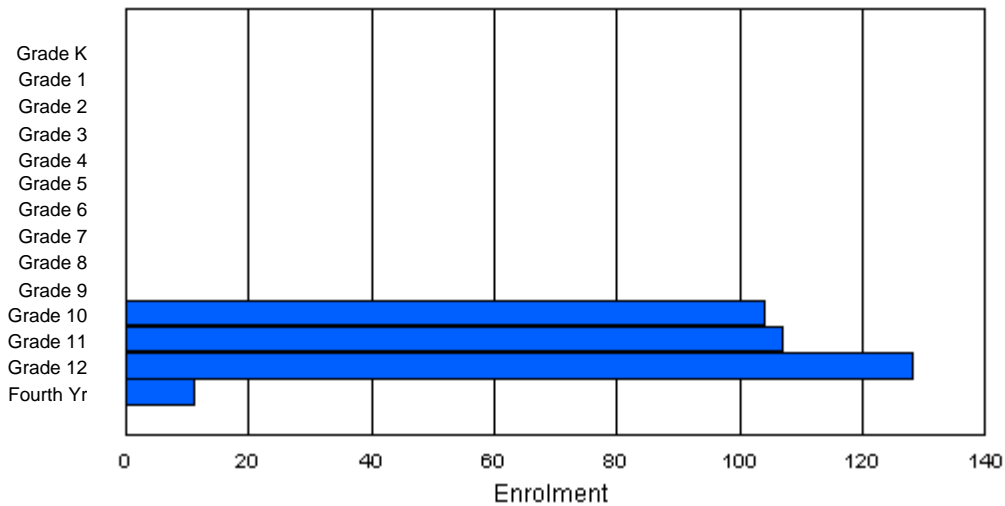
Enrolment By Age and Gender

Gender	Age																	Total
	5	6	7	8	9	10	11	12	13	14	15	16	17	18	19	20>		
Male	0	0	0	0	0	0	0	0	0	0	33	53	67	18	1	1	173	
Female	0	1	0	0	0	0	0	0	0	0	47	64	58	7	0	0	177	
Total	0	1	0	0	0	0	0	0	0	0	80	117	125	25	1	1	350	

Enrolment By Grade and Gender

Gender	Grade															Total
	K	1	2	3	4	5	6	7	8	9	10	11	12	4th		
Male	0	0	0	0	0	0	0	0	0	0	45	49	72	7	173	
Female	0	0	0	0	0	0	0	0	0	0	59	58	56	4	177	
Total	0	0	0	0	0	0	0	0	0	0	104	107	128	11	350	

Enrolment By Grade
For St. Kevin's High



* Data from the 2003-2004 AGR(Enrolment/Age as of the last day in Sept./Dec.)

** Newfoundland Statistics Classification System

*** May include itinerant teachers



**School Description Report
2003-04**

District 10 - Avalon East

#353 - St. Kevin's Junior High, St. John's (Goulds)

Classification: Urban Community/Avalon Region**
Offers Distance Education: No

Grades: 7-9

Number of Grades: 3

[School FTE PTR : 15.5](#)

[District FTE PTR : 15.4](#)

[Provincial FTE PTR : 13.5](#)

[FTE Teachers](#) *** : 23.8

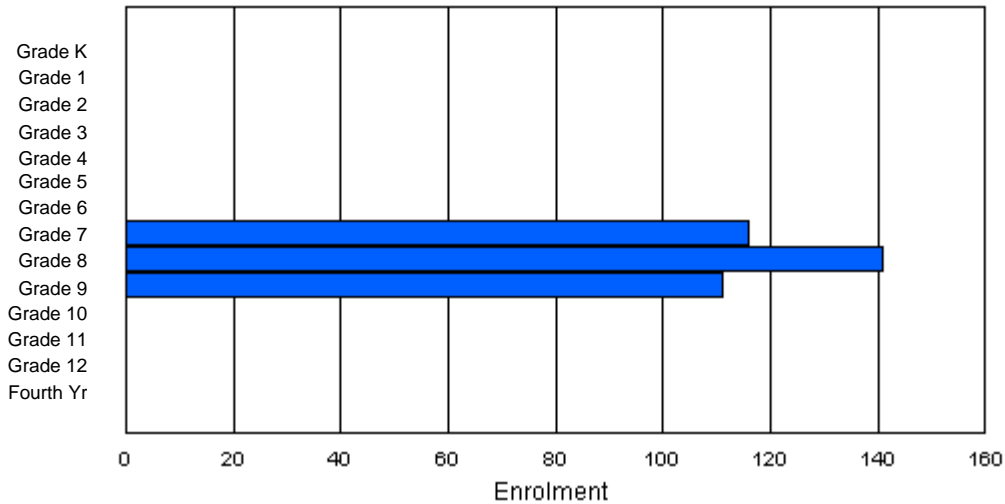
Enrolment By Age and Gender

Gender	Age																Total
	5	6	7	8	9	10	11	12	13	14	15	16	17	18	19	20>	
Male	0	0	0	0	0	0	0	49	63	63	8	0	0	0	0	0	183
Female	0	0	0	0	0	0	0	53	72	56	4	0	0	0	0	0	185
Total	0	0	0	0	0	0	0	102	135	119	12	0	0	0	0	0	368

Enrolment By Grade and Gender

Gender	Grade														Total
	K	1	2	3	4	5	6	7	8	9	10	11	12	4th	
Male	0	0	0	0	0	0	0	59	67	57	0	0	0	0	183
Female	0	0	0	0	0	0	0	57	74	54	0	0	0	0	185
Total	0	0	0	0	0	0	0	116	141	111	0	0	0	0	368

Enrolment By Grade
For St. Kevin's Junior High



* Data from the 2003-2004 AGR(Enrolment/Age as of the last day in Sept./Dec.)

** Newfoundland Statistics Classification System

*** May include itinerant teachers



**School Description Report
2003-04**

District 10 - Avalon East

#355 - St. Mary's Elementary, St. John's

Classification: Urban Community/Avalon Region**
Offers Distance Education: No

Grades: K-6

Number of Grades: 7

[School FTE PTR : 17.6](#)

[District FTE PTR : 15.4](#)

[Provincial FTE PTR : 13.5](#)

[FTE Teachers](#) *** : 10.8

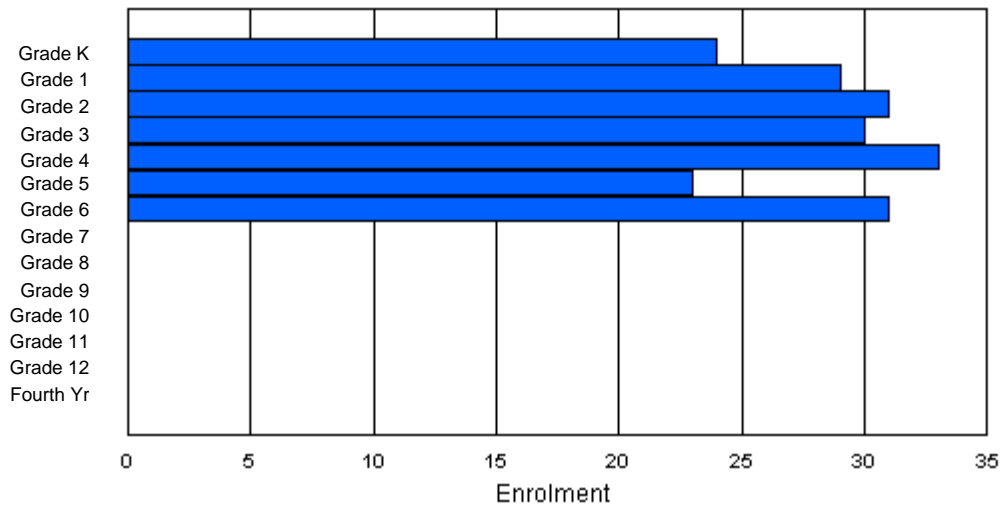
Enrolment By Age and Gender

Gender	Age																Total
	5	6	7	8	9	10	11	12	13	14	15	16	17	18	19	20>	
Male	7	16	11	12	16	13	20	1	0	0	0	0	0	0	0	0	96
Female	14	16	19	15	17	11	12	1	0	0	0	0	0	0	0	0	105
Total	21	32	30	27	33	24	32	2	0	0	0	0	0	0	0	0	201

Enrolment By Grade and Gender

Gender	Grade														Total
	K	1	2	3	4	5	6	7	8	9	10	11	12	4th	
Male	9	14	12	14	15	12	20	0	0	0	0	0	0	0	96
Female	15	15	19	16	18	11	11	0	0	0	0	0	0	0	105
Total	24	29	31	30	33	23	31	0	0	0	0	0	0	0	201

Enrolment By Grade
For St. Mary's Elementary



* Data from the 2003-2004 AGR(Enrolment/Age as of the last day in Sept./Dec.)

** Newfoundland Statistics Classification System

*** May include itinerant teachers



School Description Report 2003-04

District 10 - Avalon East

#356 - St. Matthews Elementary, St. John's

Classification: Urban Community/Avalon Region**
Offers Distance Education: No

Grades: K-6

Number of Grades: 7

[School FTE PTR : 14.5](#)

[District FTE PTR : 15.4](#)

[Provincial FTE PTR : 13.5](#)

[FTE Teachers](#) *** : 29.0

Enrolment By Age and Gender

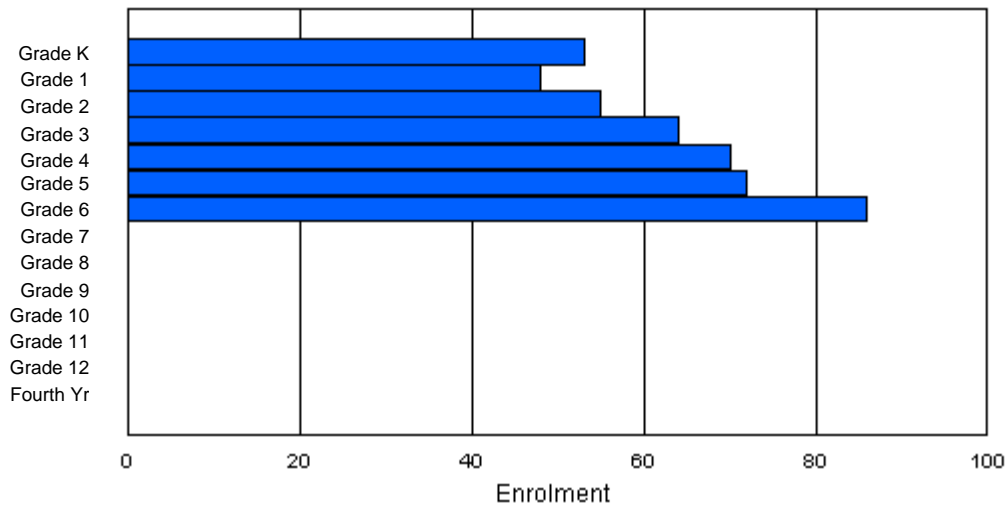
Gender	Age																	Total
	5	6	7	8	9	10	11	12	13	14	15	16	17	18	19	20>		
Male	25	24	27	25	38	32	43	6	1	1	0	0	1	0	0	1	224	
Female	28	23	27	37	30	39	37	0	0	0	1	2	0	0	0	0	224	
Total	53	47	54	62	68	71	80	6	1	1	1	2	1	0	0	1	448	

Enrolment By Grade and Gender

Gender	Grade															Total
	K	1	2	3	4	5	6	7	8	9	10	11	12	4th		
Male	25	24	29	26	37	34	49	0	0	0	0	0	0	0	224	
Female	28	24	26	38	33	38	37	0	0	0	0	0	0	0	224	
Total	53	48	55	64	70	72	86	0	0	0	0	0	0	0	448	

Enrolment By Grade

For St. Matthews Elementary



* Data from the 2003-2004 AGR(Enrolment/Age as of the last day in Sept./Dec.)

** Newfoundland Statistics Classification System

*** May include itinerant teachers



**School Description Report
2003-04**

District 10 - Avalon East

#296 - St. Michael's Regional High, Bell Island

Classification: Rural Community/Avalon Region**
Offers Distance Education: No

Grades: 9-12

Number of Grades: 4

[School FTE PTR : 12.8](#)

[District FTE PTR : 15.4](#)

[Provincial FTE PTR : 13.5](#)

[FTE Teachers](#) *** : 18.3

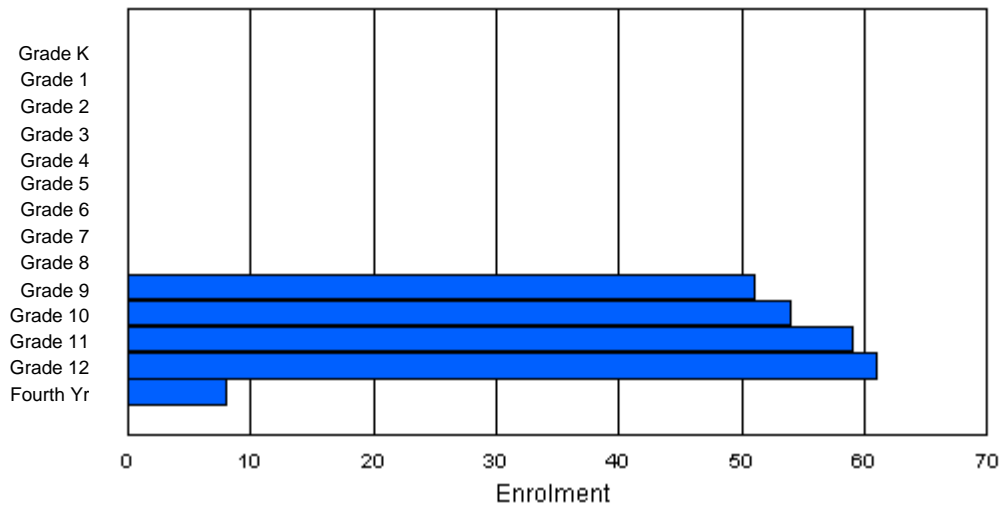
Enrolment By Age and Gender

Gender	Age																	Total
	5	6	7	8	9	10	11	12	13	14	15	16	17	18	19	20>		
Male	0	0	0	0	0	0	0	0	0	18	28	30	29	19	0	0	124	
Female	0	0	0	0	0	0	0	0	0	18	22	26	28	15	0	0	109	
Total	0	0	0	0	0	0	0	0	0	36	50	56	57	34	0	0	233	

Enrolment By Grade and Gender

Gender	Grade															Total
	K	1	2	3	4	5	6	7	8	9	10	11	12	4th		
Male	0	0	0	0	0	0	0	0	0	26	35	32	27	4	124	
Female	0	0	0	0	0	0	0	0	0	25	19	27	34	4	109	
Total	0	0	0	0	0	0	0	0	0	51	54	59	61	8	233	

Enrolment By Grade
For St. Michael's Regional High



* Data from the 2003-2004 AGR(Enrolment/Age as of the last day in Sept./Dec.)

** Newfoundland Statistics Classification System

*** May include itinerant teachers



**School Description Report
2003-04**

District 10 - Avalon East

#292 - St. Patrick's Elementary, Bay Bulls

Classification: Urban Community/Avalon Region**
Offers Distance Education: No

Grades: 4-6

Number of Grades: 3

[School FTE PTR : 11.8](#)

[District FTE PTR : 15.4](#)

[Provincial FTE PTR : 13.5](#)

[FTE Teachers](#) *** : 10.5

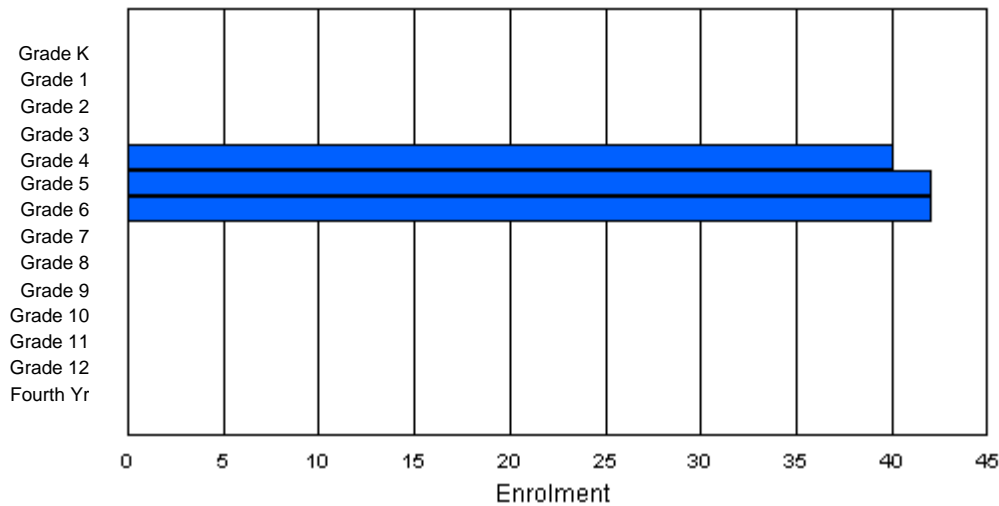
Enrolment By Age and Gender

Gender	Age																Total
	5	6	7	8	9	10	11	12	13	14	15	16	17	18	19	20>	
Male	0	0	0	0	22	23	24	3	0	0	0	0	0	0	0	0	72
Female	0	0	0	0	14	22	16	0	0	0	0	0	0	0	0	0	52
Total	0	0	0	0	36	45	40	3	0	0	0	0	0	0	0	0	124

Enrolment By Grade and Gender

Gender	Grade														Total
	K	1	2	3	4	5	6	7	8	9	10	11	12	4th	
Male	0	0	0	0	26	19	27	0	0	0	0	0	0	0	72
Female	0	0	0	0	14	23	15	0	0	0	0	0	0	0	52
Total	0	0	0	0	40	42	42	0	0	0	0	0	0	0	124

Enrolment By Grade
For St. Patrick's Elementary



* Data from the 2003-2004 AGR(Enrolment/Age as of the last day in Sept./Dec.)

** Newfoundland Statistics Classification System

*** May include itinerant teachers



**School Description Report
2003-04**

District 10 - Avalon East

#359 - St. Paul's Junior High, St. John's

Classification: Urban Community/Avalon Region**
Offers Distance Education: No

Grades: 7-9

Number of Grades: 3

[School FTE PTR : 17.0](#)

[District FTE PTR : 15.4](#)

[Provincial FTE PTR : 13.5](#)

[FTE Teachers](#) *** : 30.1

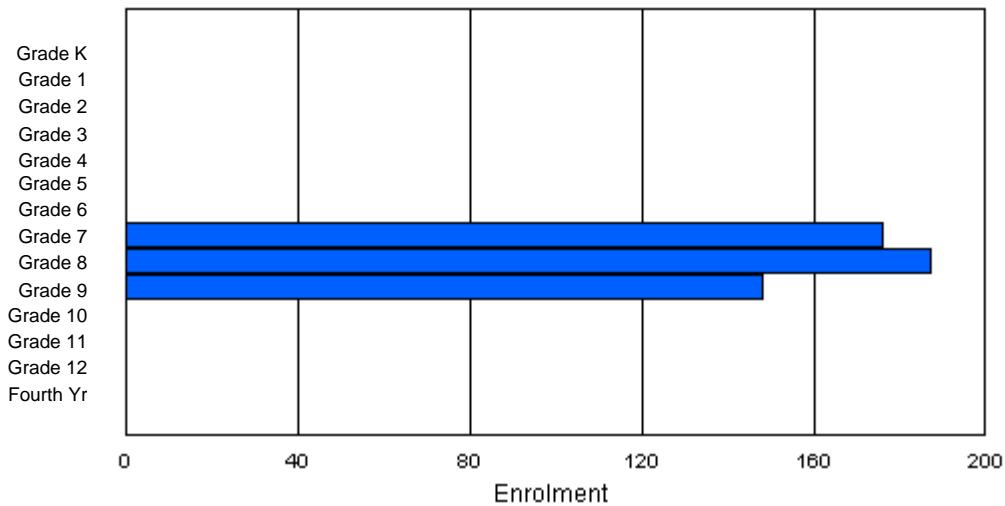
Enrolment By Age and Gender

Gender	Age																	Total
	5	6	7	8	9	10	11	12	13	14	15	16	17	18	19	20>		
Male	0	0	0	0	0	0	2	85	100	80	8	1	0	0	0	0	276	
Female	0	0	0	0	0	0	1	73	79	76	5	1	0	0	0	0	235	
Total	0	0	0	0	0	0	3	158	179	156	13	2	0	0	0	0	511	

Enrolment By Grade and Gender

Gender	Grade															Total
	K	1	2	3	4	5	6	7	8	9	10	11	12	4th		
Male	0	0	0	0	0	0	0	98	104	74	0	0	0	0	276	
Female	0	0	0	0	0	0	0	78	83	74	0	0	0	0	235	
Total	0	0	0	0	0	0	0	176	187	148	0	0	0	0	511	

Enrolment By Grade
For St. Paul's Junior High



* Data from the 2003-2004 AGR(Enrolment/Age as of the last day in Sept./Dec.)

** Newfoundland Statistics Classification System

*** May include itinerant teachers



**School Description Report
2003-04**

District 10 - Avalon East

#316 - St. Peter's Elementary, Mount Pearl

Classification: Urban Community/Avalon Region**
Offers Distance Education: No

Grades: K-6

Number of Grades: 7

[School FTE PTR : 17.2](#)

[District FTE PTR : 15.4](#)

[Provincial FTE PTR : 13.5](#)

[FTE Teachers](#) *** : 38.5

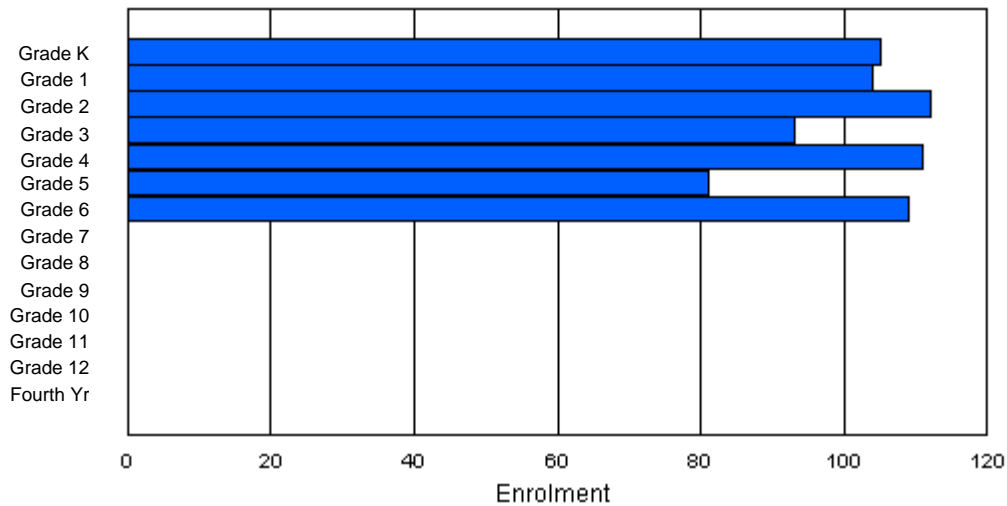
Enrolment By Age and Gender

Gender	Age																Total
	5	6	7	8	9	10	11	12	13	14	15	16	17	18	19	20>	
Male	57	45	50	51	56	39	57	7	0	0	0	0	0	0	0	0	362
Female	46	58	59	42	58	40	47	3	0	0	0	0	0	0	0	0	353
Total	103	103	109	93	114	79	104	10	0	0	0	0	0	0	0	0	715

Enrolment By Grade and Gender

Gender	Grade														Total
	K	1	2	3	4	5	6	7	8	9	10	11	12	4th	
Male	58	47	51	51	54	41	60	0	0	0	0	0	0	0	362
Female	47	57	61	42	57	40	49	0	0	0	0	0	0	0	353
Total	105	104	112	93	111	81	109	0	0	0	0	0	0	0	715

Enrolment By Grade
For St. Peter's Elementary



* Data from the 2003-2004 AGR(Enrolment/Age as of the last day in Sept./Dec.)

** Newfoundland Statistics Classification System

*** May include itinerant teachers



**School Description Report
2003-04**

District 10 - Avalon East

#315 - St. Peter's Junior High School, Mount Pearl

Classification: Urban Community/Avalon Region**
Offers Distance Education: No

Grades: 7-9

Number of Grades: 3

[School FTE PTR : 17.5](#)

[District FTE PTR : 15.4](#)

[Provincial FTE PTR : 13.5](#)

[FTE Teachers](#) *** : 40.0

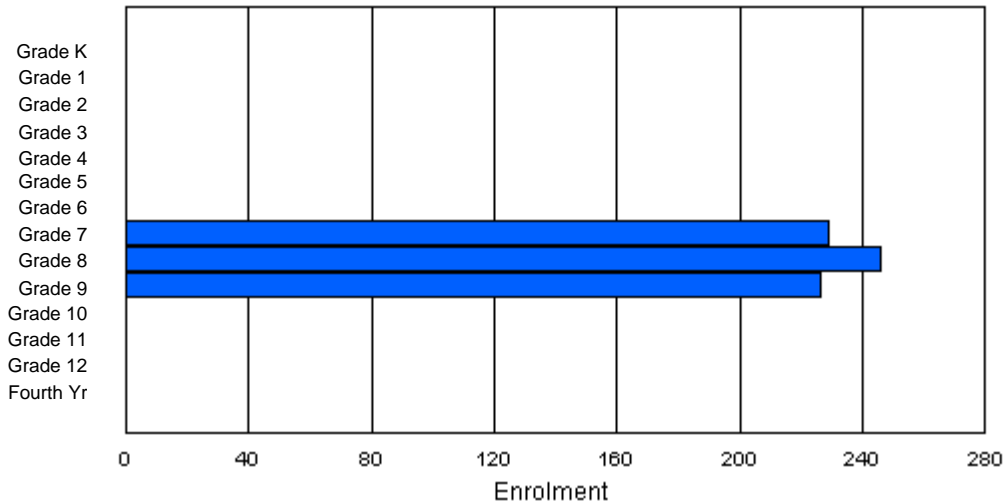
Enrolment By Age and Gender

Gender	Age																	Total
	5	6	7	8	9	10	11	12	13	14	15	16	17	18	19	20>		
Male	0	0	0	0	0	0	1	95	93	123	35	1	0	0	0	0	348	
Female	0	0	0	0	0	0	0	116	124	101	10	2	0	0	0	0	353	
Total	0	0	0	0	0	0	1	211	217	224	45	3	0	0	0	0	701	

Enrolment By Grade and Gender

Gender	Grade															Total
	K	1	2	3	4	5	6	7	8	9	10	11	12	4th		
Male	0	0	0	0	0	0	0	110	117	121	0	0	0	0	348	
Female	0	0	0	0	0	0	0	119	129	105	0	0	0	0	353	
Total	0	0	0	0	0	0	0	229	246	226	0	0	0	0	701	

Enrolment By Grade
For St. Peter's Junior High School



* Data from the 2003-2004 AGR(Enrolment/Age as of the last day in Sept./Dec.)

** Newfoundland Statistics Classification System

*** May include itinerant teachers



**School Description Report
2003-04**

District 10 - Avalon East

#362 - St. Teresa's School/Ecole Ste-Thérèse, St. John's

Classification: Urban Community/Avalon Region**
Offers Distance Education: No

Grades: K-6

Number of Grades: 7

[School FTE PTR : 14.6](#)

[District FTE PTR : 15.4](#)

[Provincial FTE PTR : 13.5](#)

[FTE Teachers](#) *** : 32.8

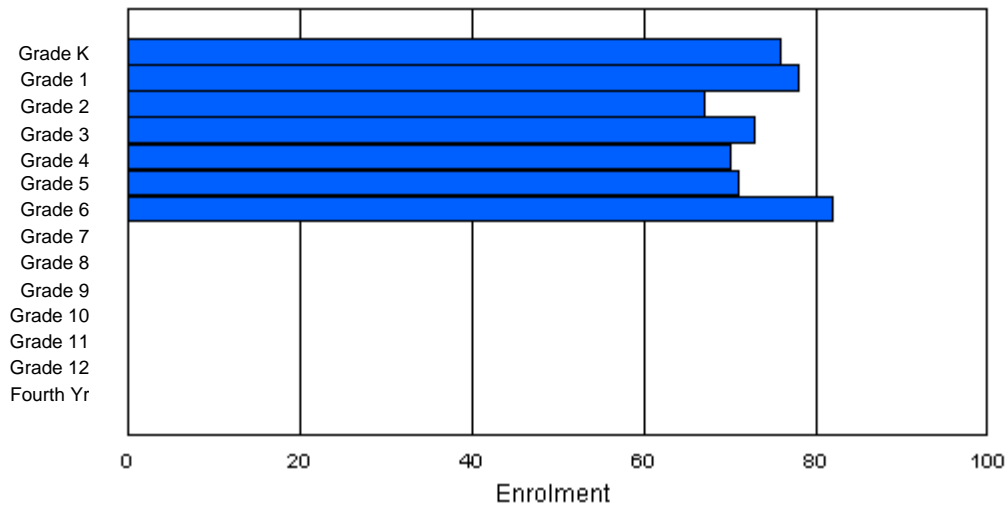
Enrolment By Age and Gender

Gender	Age																Total
	5	6	7	8	9	10	11	12	13	14	15	16	17	18	19	20>	
Male	35	36	41	44	25	32	48	3	1	0	0	0	0	0	0	0	265
Female	41	38	23	34	42	37	34	3	0	0	0	0	0	0	0	0	252
Total	76	74	64	78	67	69	82	6	1	0	0	0	0	0	0	0	517

Enrolment By Grade and Gender

Gender	Grade														Total
	K	1	2	3	4	5	6	7	8	9	10	11	12	4th	
Male	35	39	43	40	26	35	47	0	0	0	0	0	0	0	265
Female	41	39	24	33	44	36	35	0	0	0	0	0	0	0	252
Total	76	78	67	73	70	71	82	0	0	0	0	0	0	0	517

Enrolment By Grade
For St. Teresa's School/Ecole Ste-Thérèse



* Data from the 2003-2004 AGR(Enrolment/Age as of the last day in Sept./Dec.)

** Newfoundland Statistics Classification System

*** May include itinerant teachers



School Description Report 2003-04

District 10 - Avalon East

#370 - Stella Maris Academy, Trepassey

Classification: Rural Community/Avalon Region**
Offers Distance Education: Yes

Grades: K-12

Number of Grades: 13

[School FTE PTR : 9.5](#)
[District FTE PTR : 15.4](#)
[Provincial FTE PTR : 13.5](#)

[FTE Teachers](#) *** : 22.3

Enrolment By Age and Gender

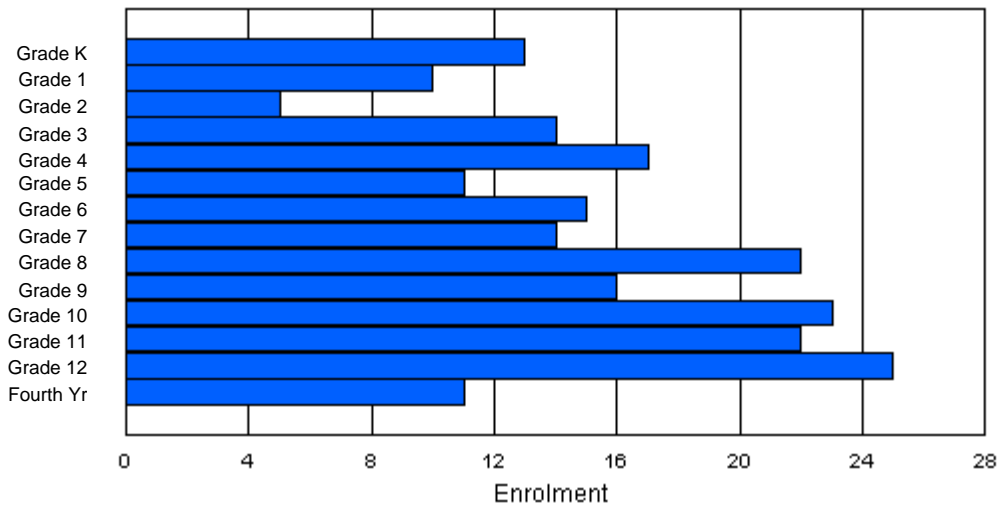
Gender	Age																Total
	5	6	7	8	9	10	11	12	13	14	15	16	17	18	19	20>	
Male	6	4	3	7	9	5	7	6	9	10	13	9	14	10	1	0	113
Female	7	6	2	5	10	6	8	6	9	8	11	13	10	4	0	0	105
Total	13	10	5	12	19	11	15	12	18	18	24	22	24	14	1	0	218

Enrolment By Grade and Gender

Gender	Grade														Total
	K	1	2	3	4	5	6	7	8	9	10	11	12	4th	
Male	6	4	3	9	7	5	7	7	12	8	12	10	15	8	113
Female	7	6	2	5	10	6	8	7	10	8	11	12	10	3	105
Total	13	10	5	14	17	11	15	14	22	16	23	22	25	11	218

Enrolment By Grade

For Stella Maris Academy



* Data from the 2003-2004 AGR(Enrolment/Age as of the last day in Sept./Dec.)

** Newfoundland Statistics Classification System

*** May include itinerant teachers



**School Description Report
2003-04**

District 10 - Avalon East

#366 - Topsail Elementary, Conception Bay South (Topsail)

Classification: Urban Community/Avalon Region**
Offers Distance Education: No

Grades: K-6

Number of Grades: 7

[School FTE PTR : 17.8](#)

[District FTE PTR : 15.4](#)

[Provincial FTE PTR : 13.5](#)

[FTE Teachers](#) *** : 31.5

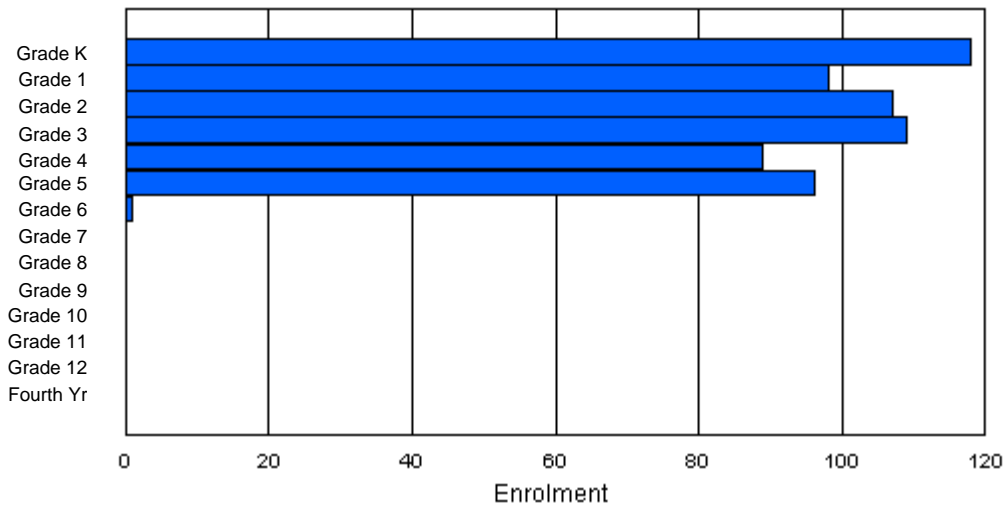
Enrolment By Age and Gender

Gender	Age																Total
	5	6	7	8	9	10	11	12	13	14	15	16	17	18	19	20>	
Male	58	42	50	53	56	51	3	0	0	0	0	0	0	0	0	0	313
Female	57	58	56	55	35	43	1	0	0	0	0	0	0	0	0	0	305
Total	115	100	106	108	91	94	4	0	0	0	0	0	0	0	0	0	618

Enrolment By Grade and Gender

Gender	Grade														Total
	K	1	2	3	4	5	6	7	8	9	10	11	12	4th	
Male	60	41	51	54	54	53	0	0	0	0	0	0	0	0	313
Female	58	57	56	55	35	43	1	0	0	0	0	0	0	0	305
Total	118	98	107	109	89	96	1	0	0	0	0	0	0	0	618

Enrolment By Grade
For Topsail Elementary



* Data from the 2003-2004 AGR(Enrolment/Age as of the last day in Sept./Dec.)

** Newfoundland Statistics Classification System

*** May include itinerant teachers



**School Description Report
2003-04**

District 10 - Avalon East

#371 - Upper Gullies Elementary, Conception Bay South (Upper Gul

Classification: Urban Community/Avalon Region**
Offers Distance Education: No

Grades: K-6

Number of Grades: 7

[School FTE PTR : 15.9](#)

[District FTE PTR : 15.4](#)

[Provincial FTE PTR : 13.5](#)

[FTE Teachers](#) *** : 21.3

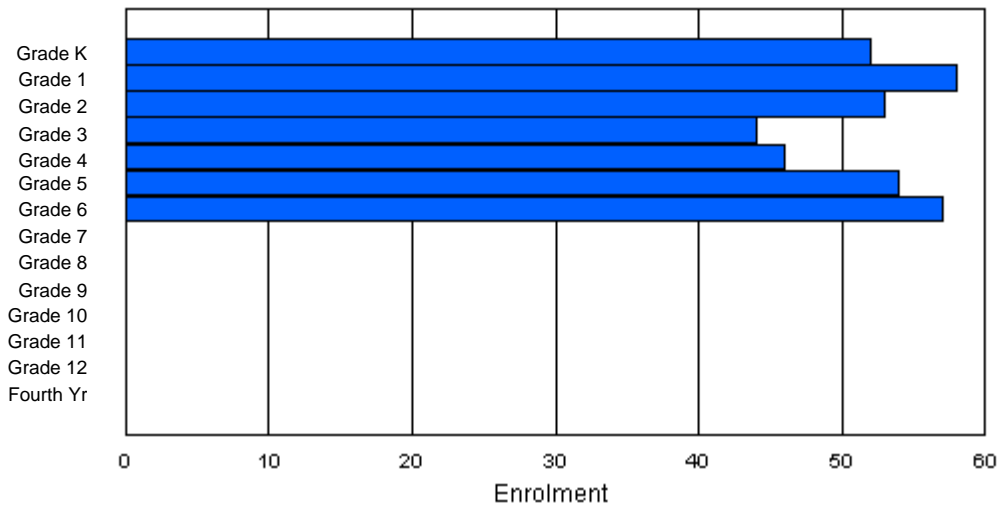
Enrolment By Age and Gender

Gender	Age																Total
	5	6	7	8	9	10	11	12	13	14	15	16	17	18	19	20>	
Male	35	31	36	19	26	35	23	2	0	0	0	0	0	0	0	0	207
Female	16	25	17	25	19	24	31	0	0	0	0	0	0	0	0	0	157
Total	51	56	53	44	45	59	54	2	0	0	0	0	0	0	0	0	364

Enrolment By Grade and Gender

Gender	Grade														Total
	K	1	2	3	4	5	6	7	8	9	10	11	12	4th	
Male	36	33	33	21	27	31	26	0	0	0	0	0	0	0	207
Female	16	25	20	23	19	23	31	0	0	0	0	0	0	0	157
Total	52	58	53	44	46	54	57	0	0	0	0	0	0	0	364

Enrolment By Grade
For Upper Gullies Elementary



* Data from the 2003-2004 AGR(Enrolment/Age as of the last day in Sept./Dec.)

** Newfoundland Statistics Classification System

*** May include itinerant teachers



**School Description Report
2003-04**

District 10 - Avalon East

#363 - Vanier Elementary, St. John's

Classification: Urban Community/Avalon Region**
Offers Distance Education: No

Grades: K-6

Number of Grades: 7

[School FTE PTR : 16.2](#)

[District FTE PTR : 15.4](#)

[Provincial FTE PTR : 13.5](#)

[FTE Teachers](#) *** : 22.2

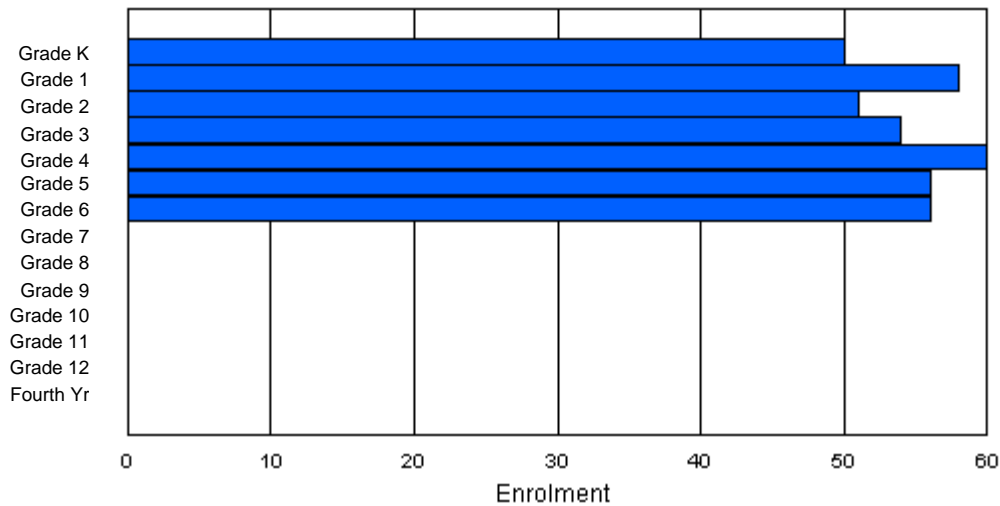
Enrolment By Age and Gender

Gender	Age																Total
	5	6	7	8	9	10	11	12	13	14	15	16	17	18	19	20>	
Male	21	29	31	31	23	29	29	0	0	0	0	0	0	0	0	0	193
Female	27	30	19	25	33	26	32	0	0	0	0	0	0	0	0	0	192
Total	48	59	50	56	56	55	61	0	0	0	0	0	0	0	0	0	385

Enrolment By Grade and Gender

Gender	Grade														Total
	K	1	2	3	4	5	6	7	8	9	10	11	12	4th	
Male	23	27	33	29	25	30	26	0	0	0	0	0	0	0	193
Female	27	31	18	25	35	26	30	0	0	0	0	0	0	0	192
Total	50	58	51	54	60	56	56	0	0	0	0	0	0	0	385

Enrolment By Grade
For Vanier Elementary



* Data from the 2003-2004 AGR(Enrolment/Age as of the last day in Sept./Dec.)

** Newfoundland Statistics Classification System

*** May include itinerant teachers



**School Description Report
2003-04**

District 10 - Avalon East

#305 - Villanova Junior High, Conception Bay South (Manuels)

Classification: Urban Community/Avalon Region**
Offers Distance Education: No

Grades: 6-9

Number of Grades: 4

[School FTE PTR : 16.5](#)

[District FTE PTR : 15.4](#)

[Provincial FTE PTR : 13.5](#)

[FTE Teachers](#) *** : 42.0

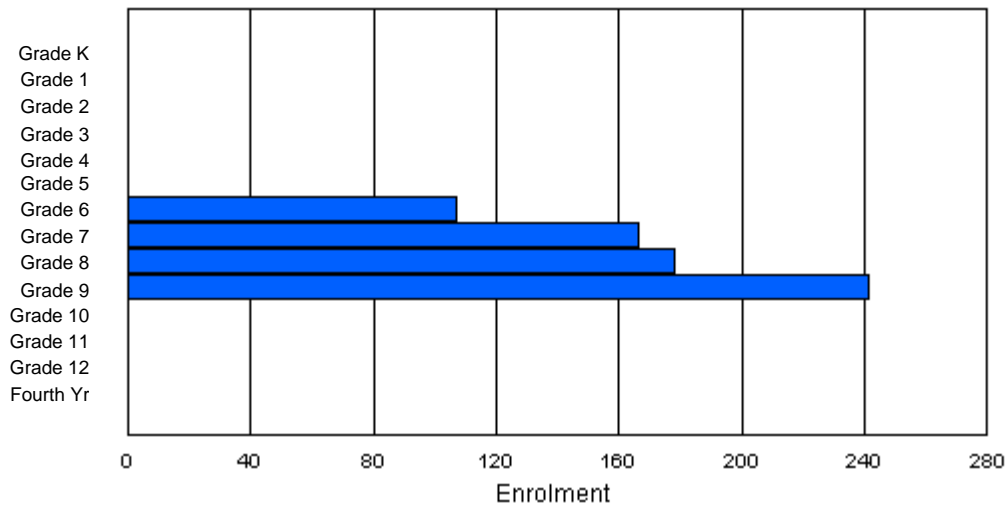
Enrolment By Age and Gender

Gender	Age																Total
	5	6	7	8	9	10	11	12	13	14	15	16	17	18	19	20>	
Male	0	0	0	0	0	0	50	76	89	112	21	0	0	0	0	0	348
Female	0	0	0	0	0	0	49	88	77	125	5	0	0	0	0	0	344
Total	0	0	0	0	0	0	99	164	166	237	26	0	0	0	0	0	692

Enrolment By Grade and Gender

Gender	Grade														Total
	K	1	2	3	4	5	6	7	8	9	10	11	12	4th	
Male	0	0	0	0	0	0	56	76	98	118	0	0	0	0	348
Female	0	0	0	0	0	0	51	90	80	123	0	0	0	0	344
Total	0	0	0	0	0	0	107	166	178	241	0	0	0	0	692

Enrolment By Grade
For Villanova Junior High



* Data from the 2003-2004 AGR(Enrolment/Age as of the last day in Sept./Dec.)

** Newfoundland Statistics Classification System

*** May include itinerant teachers



**School Description Report
2003-04**

District 10 - Avalon East

#364 - Virginia Park Elementary School, St. John's

Classification: Urban Community/Avalon Region**
Offers Distance Education: No

Grades: K-6

Number of Grades: 7

[School FTE PTR : 12.2](#)

[District FTE PTR : 15.4](#)

[Provincial FTE PTR : 13.5](#)

[FTE Teachers](#) *** : 20.4

Enrolment By Age and Gender

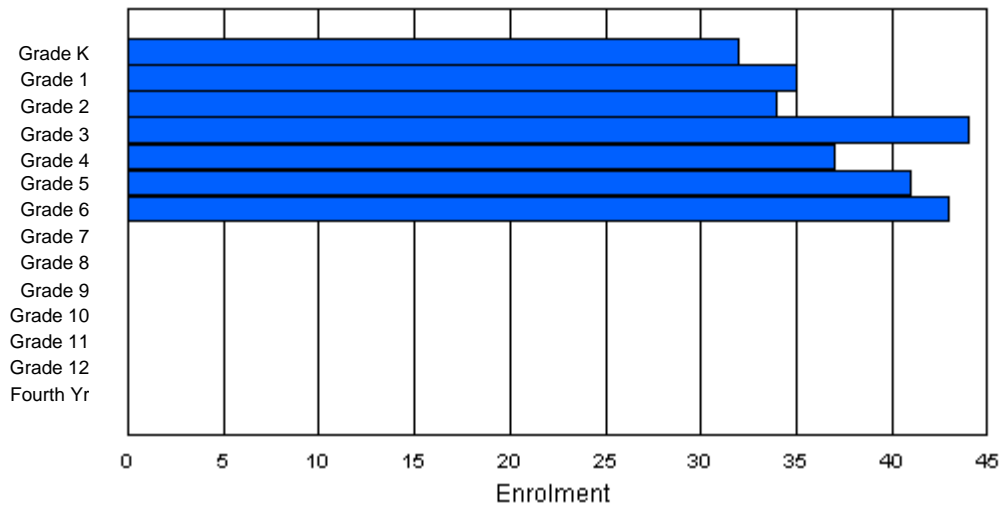
Gender	Age																Total
	5	6	7	8	9	10	11	12	13	14	15	16	17	18	19	20>	
Male	13	19	17	14	20	15	22	3	0	0	0	0	0	0	0	0	123
Female	16	17	16	28	20	13	30	2	0	0	0	1	0	0	0	0	143
Total	29	36	33	42	40	28	52	5	0	0	0	1	0	0	0	0	266

Enrolment By Grade and Gender

Gender	Grade														Total
	K	1	2	3	4	5	6	7	8	9	10	11	12	4th	
Male	16	18	16	16	18	19	20	0	0	0	0	0	0	0	123
Female	16	17	18	28	19	22	23	0	0	0	0	0	0	0	143
Total	32	35	34	44	37	41	43	0	0	0	0	0	0	0	266

Enrolment By Grade

For Virginia Park Elementary School



* Data from the 2003-2004 AGR(Enrolment/Age as of the last day in Sept./Dec.)

** Newfoundland Statistics Classification System

*** May include itinerant teachers



**School Description Report
2003-04**

District 11 -Conseil Scolaire Francophone Provincial

(Francophone School)

#459 - Centre éducatif l'ENVOL, Labrador City

Classification: Urban Community/Labrador Region*
Offers Distance Education: No

Grades: K-5,7,9,11 Number of Grades: 9

[School FTE PTR : 4.4](#)
[District FTE PTR : 6.2](#)
[Provincial FTE PTR : 13.5](#)

[FTE Teachers](#) *** : 4.0

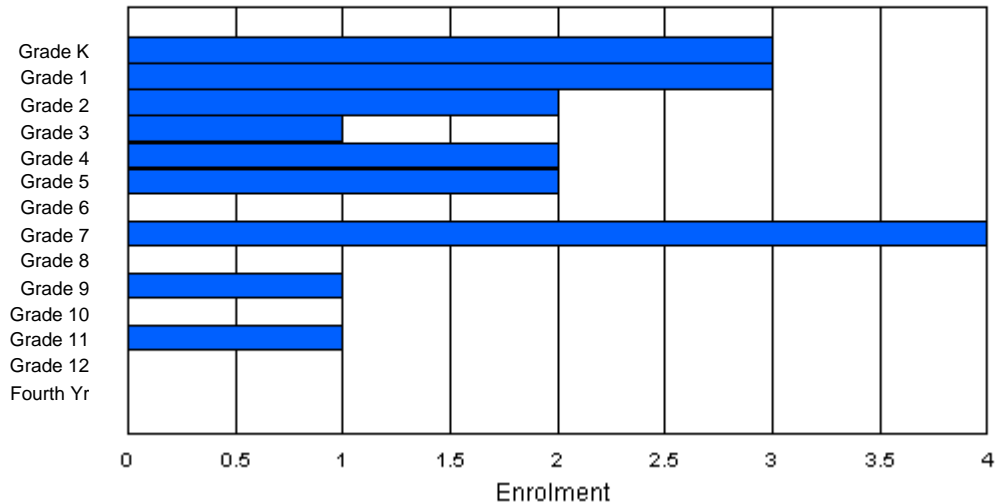
Enrolment By Age and Gender

Gender	Age																	Total
	5	6	7	8	9	10	11	12	13	14	15	16	17	18	19	20>		
Male	3	3	0	0	1	1	1	2	0	1	1	1	0	0	0	0	14	
Female	0	0	2	1	1	0	0	1	0	0	0	0	0	0	0	0	5	
Total	3	3	2	1	2	1	1	3	0	1	1	1	0	0	0	0	19	

Enrolment By Grade and Gender

Gender	K	Grade														Total
		1	2	3	4	5	6	7	8	9	10	11	12	4th		
Male	3	3	0	0	1	2	0	3	0	1	0	1	0	0	14	
Female	0	0	2	1	1	0	0	1	0	0	0	0	0	0	5	
Total	3	3	2	1	2	2	0	4	0	1	0	1	0	0	19	

Enrolment By Grade
For Centre éducatif l'ENVOL



* Data from the 2003-2004 AGR(Enrolment/Age as of the last day in Sept./Dec.)

** Newfoundland Statistics Classification System

*** May include itinerant teachers



**School Description Report
2003-04**

District 11 - Conseil Scolaire Francophone Provincial

(Francophone School)

#472 - École Boréale de Goose Bay, Happy Valley - Goose Bay

Classification: Urban Community/Labrador Region*
Offers Distance Education: No

Grades: K-7,10

Number of Grades: 9

[School FTE PTR : 5.8](#)

[District FTE PTR : 6.2](#)

[Provincial FTE PTR : 13.5](#)

[FTE Teachers](#) *** : 4.0

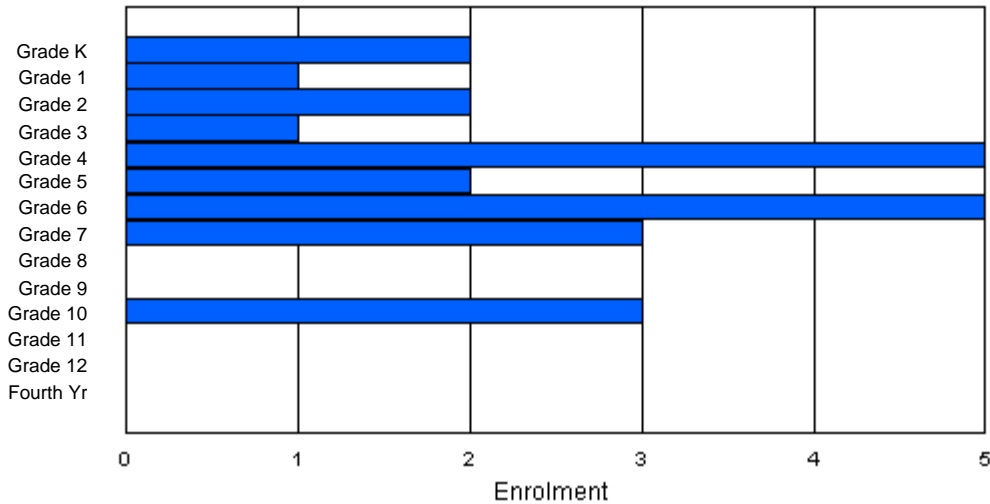
Enrolment By Age and Gender

Gender	Age																	Total
	5	6	7	8	9	10	11	12	13	14	15	16	17	18	19	20>		
Male	1	0	1	1	3	1	3	0	0	0	0	0	0	0	0	0	10	
Female	1	1	1	0	2	1	2	2	1	0	1	1	0	1	0	0	14	
Total	2	1	2	1	5	2	5	2	1	0	1	1	0	1	0	0	24	

Enrolment By Grade and Gender

Gender	Grade															Total
	K	1	2	3	4	5	6	7	8	9	10	11	12	4th		
Male	1	0	1	1	3	1	3	0	0	0	0	0	0	0	10	
Female	1	1	1	0	2	1	2	3	0	0	3	0	0	0	14	
Total	2	1	2	1	5	2	5	3	0	0	3	0	0	0	24	

Enrolment By Grade
For École Boréale de Goose Bay



* Data from the 2003-2004 AGR(Enrolment/Age as of the last day in Sept./Dec.)

** Newfoundland Statistics Classification System

*** May include itinerant teachers



**School Description Report
2003-04**

District 11 - Conseil Scolaire Francophone Provincial

(Francophone School)

#460 - École Française de Saint-Jean, St. John's

Classification: Urban Community/Avalon Region**
Offers Distance Education: No

Grades: K-12

Number of Grades: 13

[School FTE PTR : 6.3](#)

[District FTE PTR : 6.2](#)

[Provincial FTE PTR : 13.5](#)

[FTE Teachers](#) *** : 6.0

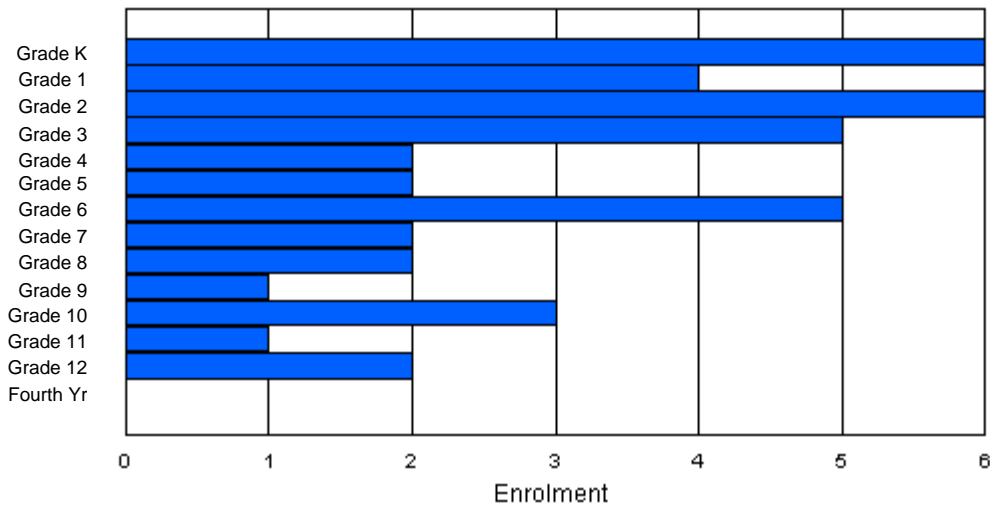
Enrolment By Age and Gender

Gender	Age																	Total
	5	6	7	8	9	10	11	12	13	14	15	16	17	18	19	20>		
Male	3	2	4	4	0	0	4	0	1	0	2	1	2	0	0	0	23	
Female	4	0	3	1	1	3	2	1	1	1	1	0	0	0	0	0	18	
Total	7	2	7	5	1	3	6	1	2	1	3	1	2	0	0	0	41	

Enrolment By Grade and Gender

Gender	Grade														Total
	K	1	2	3	4	5	6	7	8	9	10	11	12	4th	
Male	3	2	4	4	0	0	4	0	1	0	2	1	2	0	23
Female	3	2	2	1	2	2	1	2	1	1	1	0	0	0	18
Total	6	4	6	5	2	2	5	2	2	1	3	1	2	0	41

Enrolment By Grade
For École Française de Saint-Jean



* Data from the 2003-2004 AGR(Enrolment/Age as of the last day in Sept./Dec.)

** Newfoundland Statistics Classification System

*** May include itinerant teachers



**School Description Report
2003-04**

District 11 - Conseil Scolaire Francophone Provincial

(Francophone School)

#095 - École Notre-Dame du Cap, De Grau

Classification: Rural Community/Western Region**
Offers Distance Education: No

Grades: K-8

Number of Grades: 9

[School FTE PTR : 9.7](#)

[District FTE PTR : 6.2](#)

[Provincial FTE PTR : 13.5](#)

[FTE Teachers](#) *** : 5.0

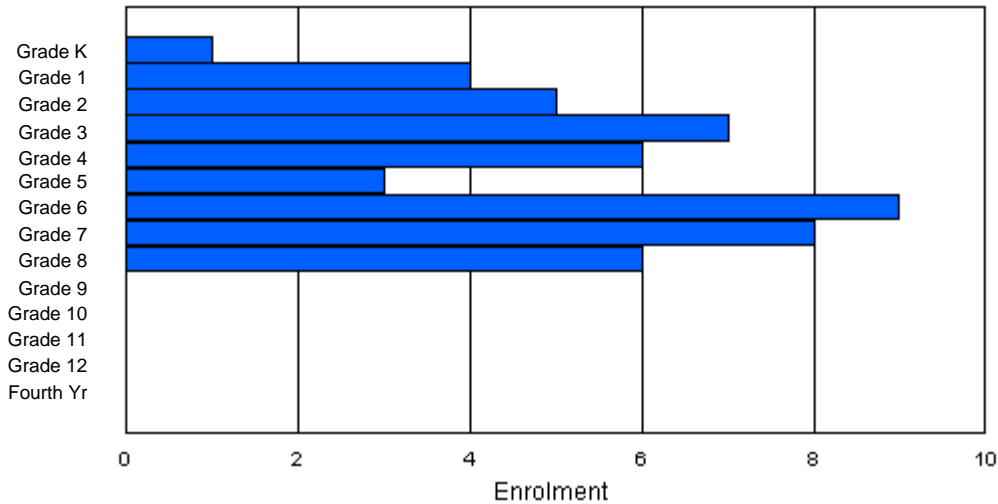
Enrolment By Age and Gender

Gender	Age																Total
	5	6	7	8	9	10	11	12	13	14	15	16	17	18	19	20>	
Male	0	2	1	1	5	1	6	2	2	1	0	0	0	0	0	0	21
Female	1	2	3	6	2	2	5	5	2	0	0	0	0	0	0	0	28
Total	1	4	4	7	7	3	11	7	4	1	0	0	0	0	0	0	49

Enrolment By Grade and Gender

Gender	Grade														Total
	K	1	2	3	4	5	6	7	8	9	10	11	12	4th	
Male	0	2	1	2	4	1	5	3	3	0	0	0	0	0	21
Female	1	2	4	5	2	2	4	5	3	0	0	0	0	0	28
Total	1	4	5	7	6	3	9	8	6	0	0	0	0	0	49

Enrolment By Grade
For École Notre-Dame du Cap



* Data from the 2003-2004 AGR(Enrolment/Age as of the last day in Sept./Dec.)

** Newfoundland Statistics Classification System

*** May include itinerant teachers



**School Description Report
2003-04**

District 11 - Conseil Scolaire Francophone Provincial

(Francophone School)

#107 - École Ste-Anne, La Grand'Terre

Classification: Rural Community/Western Region**
Offers Distance Education: No

Grades: K-12

Number of Grades: 13

[School FTE PTR : 6.7](#)

[District FTE PTR : 6.2](#)

[Provincial FTE PTR : 13.5](#)

[FTE Teachers](#) *** : 11.0

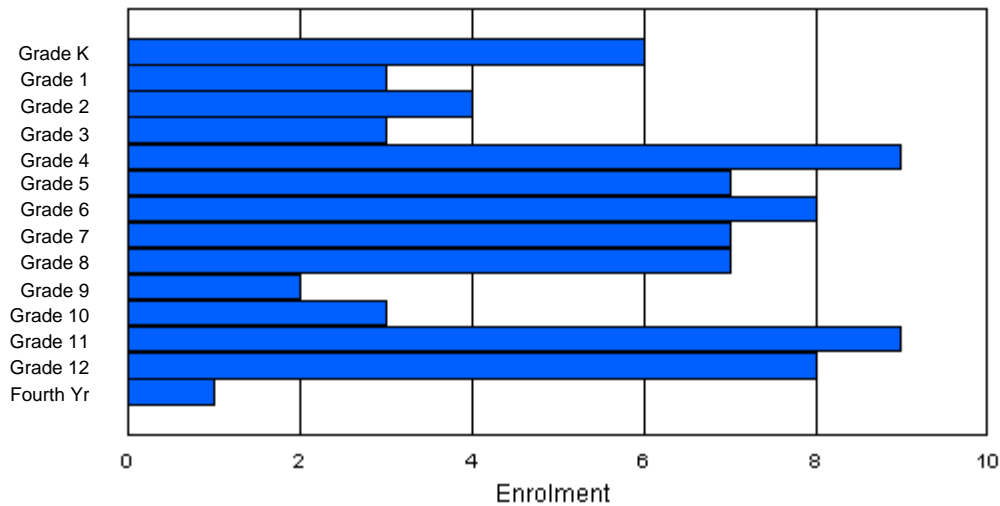
Enrolment By Age and Gender

Gender	Age																	Total
	5	6	7	8	9	10	11	12	13	14	15	16	17	18	19	20>		
Male	4	2	2	1	3	4	5	3	2	0	0	3	2	3	0	0	34	
Female	2	1	1	2	5	3	6	2	5	1	4	5	6	0	0	0	43	
Total	6	3	3	3	8	7	11	5	7	1	4	8	8	3	0	0	77	

Enrolment By Grade and Gender

Gender	K	Grade												4th	Total
		1	2	3	4	5	6	7	8	9	10	11	12		
Male	4	2	3	0	4	3	3	5	1	1	0	5	2	1	34
Female	2	1	1	3	5	4	5	2	6	1	3	4	6	0	43
Total	6	3	4	3	9	7	8	7	7	2	3	9	8	1	77

Enrolment By Grade
For École Ste-Anne



* Data from the 2003-2004 AGR(Enrolment/Age as of the last day in Sept./Dec.)

** Newfoundland Statistics Classification System

*** May include itinerant teachers



**School Description Report
2003-04**

District 803 - Private Schools

#374 - Brother T. I. Murphy, St. John's

Classification: Urban Community/Avalon Region**
Offers Distance Education: No

Grades: 10-12

Number of Grades: 3

[School FTE PTR : 6.6](#)

[FTE Teachers](#) *** : 7.5

[Provincial FTE PTR : 13.5](#)

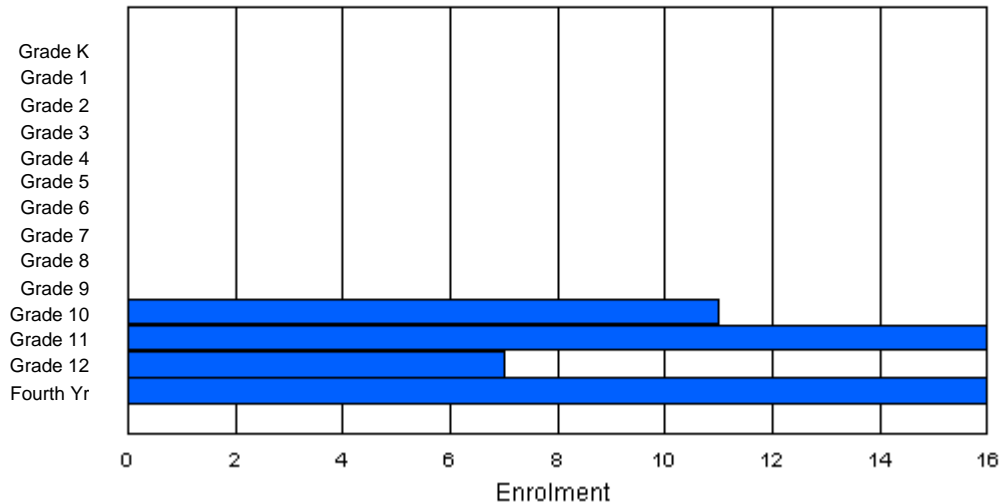
Enrolment By Age and Gender

Gender	Age																	Total
	5	6	7	8	9	10	11	12	13	14	15	16	17	18	19	20>		
Male	0	0	0	0	0	0	0	0	0	0	0	0	1	3	9	14	27	
Female	0	0	0	0	0	0	0	0	0	0	0	0	0	5	6	12	23	
Total	0	0	0	0	0	0	0	0	0	0	0	0	1	8	15	26	50	

Enrolment By Grade and Gender

Gender	Grade														Total
	K	1	2	3	4	5	6	7	8	9	10	11	12	4th	
Male	0	0	0	0	0	0	0	0	0	0	9	6	3	9	27
Female	0	0	0	0	0	0	0	0	0	0	2	10	4	7	23
Total	0	0	0	0	0	0	0	0	0	0	11	16	7	16	50

Enrolment By Grade
For Brother T. I. Murphy



* Data from the 2003-2004 AGR(Enrolment/Age as of the last day in Sept./Dec.)

** Newfoundland Statistics Classification System

*** May include itinerant teachers



**School Description Report
2003-04**

District 803 - Private Schools

#453 - Eric G. Lambert All-Grade, Churchill Falls

Classification: Rural Community/Labrador Region**
Offers Distance Education: No

Grades: K-12

Number of Grades: 13

[School FTE PTR : 8.4](#)

[FTE Teachers](#) *** : 18.0

[Provincial FTE PTR : 13.5](#)

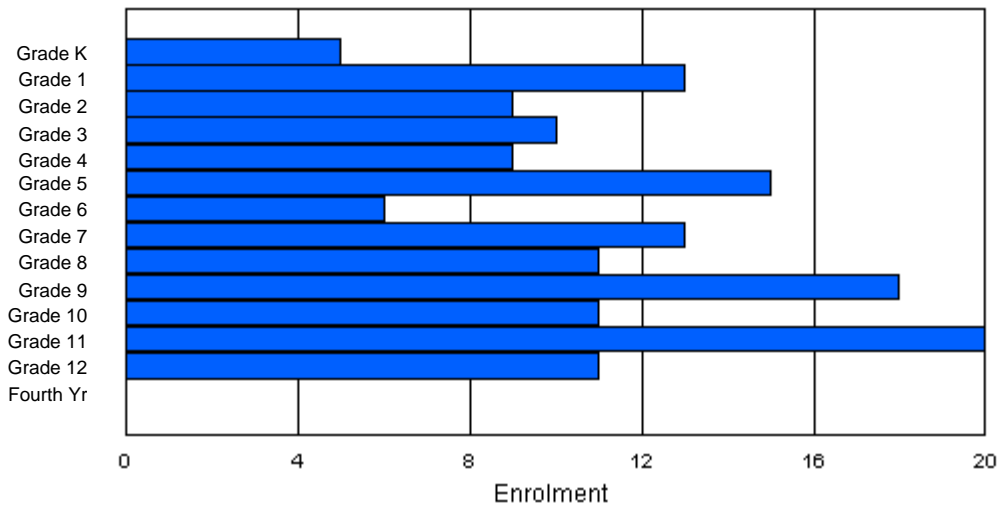
Enrolment By Age and Gender

Gender	Age																	Total
	5	6	7	8	9	10	11	12	13	14	15	16	17	18	19	20>		
Male	1	5	3	6	6	9	4	1	5	6	3	17	6	1	0	0	73	
Female	3	8	7	3	4	4	4	11	7	10	6	7	4	0	0	0	78	
Total	4	13	10	9	10	13	8	12	12	16	9	24	10	1	0	0	151	

Enrolment By Grade and Gender

Gender	Grade														Total
	K	1	2	3	4	5	6	7	8	9	10	11	12	4th	
Male	2	4	3	7	5	10	3	1	5	7	5	14	7	0	73
Female	3	9	6	3	4	5	3	12	6	11	6	6	4	0	78
Total	5	13	9	10	9	15	6	13	11	18	11	20	11	0	151

Enrolment By Grade
For Eric G. Lambert All-Grade



* Data from the 2003-2004 AGR(Enrolment/Age as of the last day in Sept./Dec.)

** Newfoundland Statistics Classification System

*** May include itinerant teachers



**School Description Report
2003-04**

District 803 - Private Schools

#373 - First Baptist Academy, Mount Pearl

Classification: Urban Community/Avalon Region**
Offers Distance Education: No

Grades: K,1,5,7-12 Number of Grades: 9

[School FTE PTR : 12.5](#)

[FTE Teachers](#) *** : 2.0

[Provincial FTE PTR : 13.5](#)

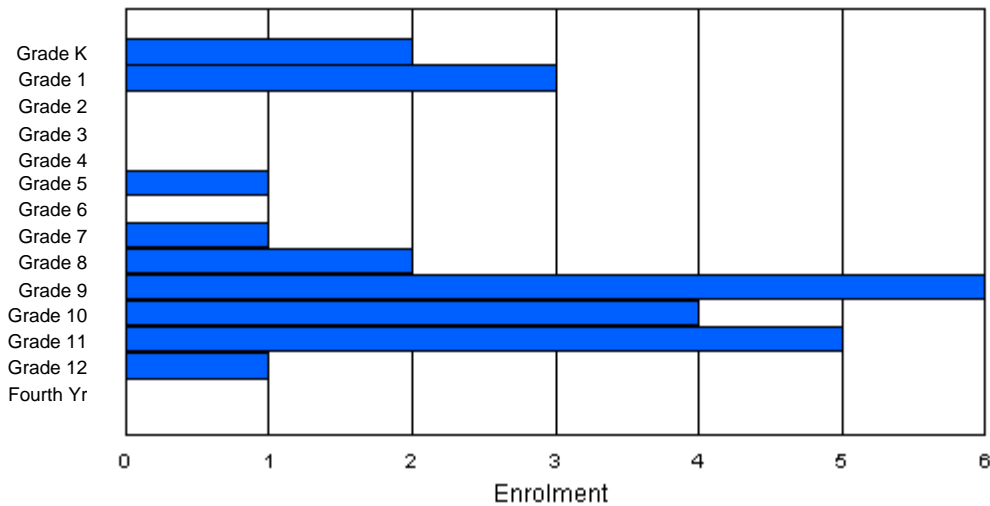
Enrolment By Age and Gender

Gender	Age																	Total
	5	6	7	8	9	10	11	12	13	14	15	16	17	18	19	20>		
Male	1	2	0	0	0	1	0	1	2	3	1	2	1	0	0	0	14	
Female	1	1	0	0	0	0	0	0	0	3	2	4	0	0	0	0	11	
Total	2	3	0	0	0	1	0	1	2	6	3	6	1	0	0	0	25	

Enrolment By Grade and Gender

Gender	Grade															Total
	K	1	2	3	4	5	6	7	8	9	10	11	12	4th		
Male	1	2	0	0	0	1	0	1	2	3	2	1	1	0	14	
Female	1	1	0	0	0	0	0	0	0	3	2	4	0	0	11	
Total	2	3	0	0	0	1	0	1	2	6	4	5	1	0	25	

Enrolment By Grade
For First Baptist Academy



* Data from the 2003-2004 AGR(Enrolment/Age as of the last day in Sept./Dec.)

** Newfoundland Statistics Classification System

*** May include itinerant teachers



**School Description Report
2003-04**

District 803 - Private Schools

#479 - Holy Cross Community School Inc., St. Alban's

Classification: Rural Community/Southern Region**
Offers Distance Education: No

Grades: K-7

Number of Grades: 8

[School FTE PTR : 12.8](#)

[FTE Teachers](#) *** : 4.0

[Provincial FTE PTR : 13.5](#)

Enrolment By Age and Gender

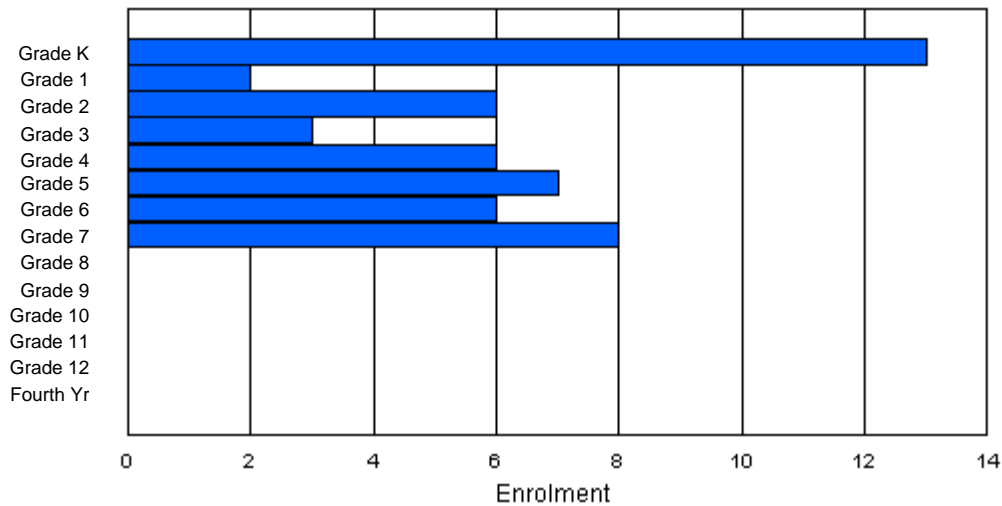
Gender	Age																	Total
	5	6	7	8	9	10	11	12	13	14	15	16	17	18	19	20>		
Male	8	1	2	1	4	4	4	4	0	0	0	0	0	0	0	0	28	
Female	5	1	4	2	2	3	2	4	0	0	0	0	0	0	0	0	23	
Total	13	2	6	3	6	7	6	8	0	0	0	0	0	0	0	0	51	

Enrolment By Grade and Gender

Gender	Grade															Total
	K	1	2	3	4	5	6	7	8	9	10	11	12	4th		
Male	8	1	2	1	4	4	4	4	0	0	0	0	0	0	28	
Female	5	1	4	2	2	3	2	4	0	0	0	0	0	0	23	
Total	13	2	6	3	6	7	6	8	0	0	0	0	0	0	51	

Enrolment By Grade

For Holy Cross Community School Inc.



* Data from the 2003-2004 AGR(Enrolment/Age as of the last day in Sept./Dec.)

** Newfoundland Statistics Classification System

*** May include itinerant teachers



**School Description Report
2003-04**

District 803 - Private Schools

#469 - Immaculate Heart of Mary School, Corner Brook

Classification: Urban Community/Western Region**
Offers Distance Education: No

Grades: K-8

Number of Grades: 9

[School FTE PTR : 10.9](#)

[FTE Teachers](#) *** : 8.4

[Provincial FTE PTR : 13.5](#)

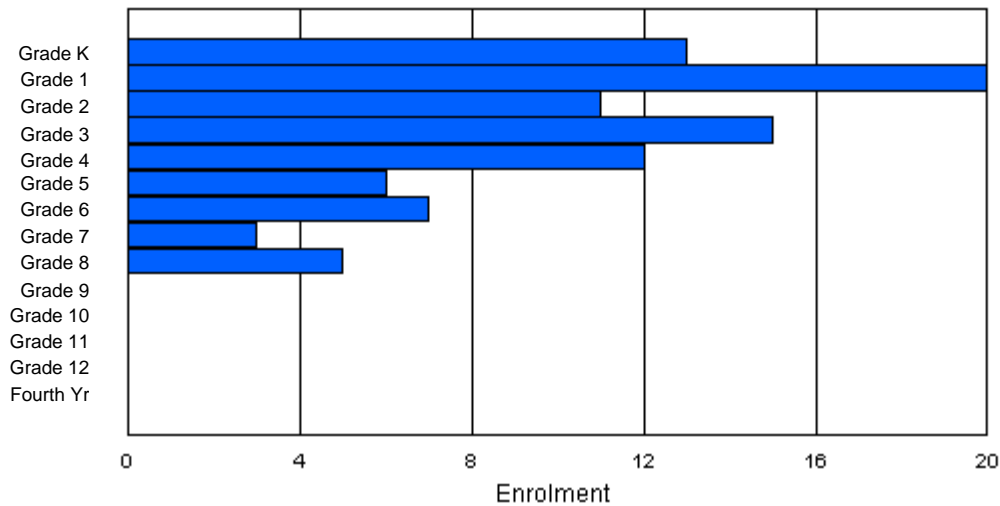
Enrolment By Age and Gender

Gender	Age																	Total
	5	6	7	8	9	10	11	12	13	14	15	16	17	18	19	20>		
Male	7	10	5	9	6	2	4	1	2	0	0	0	0	0	0	0	46	
Female	6	9	8	4	5	6	3	1	4	0	0	0	0	0	0	0	46	
Total	13	19	13	13	11	8	7	2	6	0	0	0	0	0	0	0	92	

Enrolment By Grade and Gender

Gender	Grade															Total
	K	1	2	3	4	5	6	7	8	9	10	11	12	4th		
Male	7	10	5	10	6	1	4	1	2	0	0	0	0	0	46	
Female	6	10	6	5	6	5	3	2	3	0	0	0	0	0	46	
Total	13	20	11	15	12	6	7	3	5	0	0	0	0	0	92	

Enrolment By Grade
For Immaculate Heart of Mary School



* Data from the 2003-2004 AGR(Enrolment/Age as of the last day in Sept./Dec.)

** Newfoundland Statistics Classification System

*** May include itinerant teachers



**School Description Report
2003-04**

District 803 - Private Schools

#375 - Lakecrest -St. John's Independent School, St. John's

Classification: Urban Community/Avalon Region**
Offers Distance Education: No

Grades: K-9

Number of Grades: 10

[School FTE PTR : 11.3](#)

[FTE Teachers](#) *** : 11.7

[Provincial FTE PTR : 13.5](#)

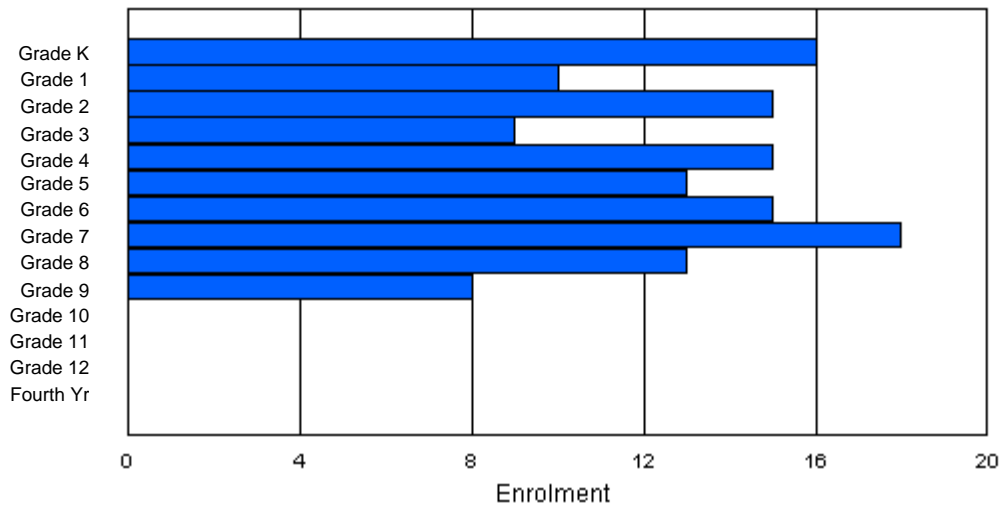
Enrolment By Age and Gender

Gender	Age																Total
	5	6	7	8	9	10	11	12	13	14	15	16	17	18	19	20>	
Male	7	7	9	2	9	5	7	7	4	8	1	0	0	0	0	0	66
Female	8	3	8	6	7	7	8	10	6	3	0	0	0	0	0	0	66
Total	15	10	17	8	16	12	15	17	10	11	1	0	0	0	0	0	132

Enrolment By Grade and Gender

Gender	Grade														Total
	K	1	2	3	4	5	6	7	8	9	10	11	12	4th	
Male	7	7	8	3	8	6	7	7	9	4	0	0	0	0	66
Female	9	3	7	6	7	7	8	11	4	4	0	0	0	0	66
Total	16	10	15	9	15	13	15	18	13	8	0	0	0	0	132

Enrolment By Grade
For Lakecrest -St. John's Independent School



* Data from the 2003-2004 AGR(Enrolment/Age as of the last day in Sept./Dec.)

** Newfoundland Statistics Classification System

*** May include itinerant teachers



**School Description Report
2003-04**

District 803 - Private Schools

#450 - St. Bonaventure's College, St. John's

Classification: Urban Community/Avalon Region**
Offers Distance Education: No

Grades: K-12

Number of Grades: 13

[School FTE PTR : N/A](#)

[FTE Teachers](#) *** : 0.0

[Provincial FTE PTR : 13.5](#)

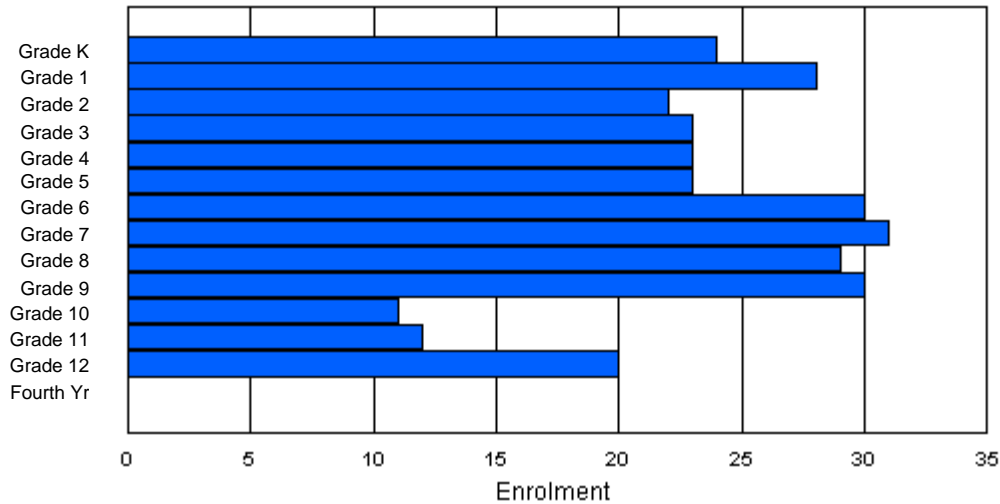
Enrolment By Age and Gender

Gender	Age																Total
	5	6	7	8	9	10	11	12	13	14	15	16	17	18	19	20>	
Male	12	13	11	11	10	10	13	19	12	17	7	4	10	0	0	0	149
Female	12	15	12	12	12	10	14	15	19	12	6	7	11	0	0	0	157
Total	24	28	23	23	22	20	27	34	31	29	13	11	21	0	0	0	306

Enrolment By Grade and Gender

Gender	Grade														Total
	K	1	2	3	4	5	6	7	8	9	10	11	12	4th	
Male	12	13	10	12	11	9	19	17	8	19	4	6	9	0	149
Female	12	15	12	11	12	14	11	14	21	11	7	6	11	0	157
Total	24	28	22	23	23	23	30	31	29	30	11	12	20	0	306

Enrolment By Grade
For St. Bonaventure's College



* Data from the 2003-2004 AGR(Enrolment/Age as of the last day in Sept./Dec.)

** Newfoundland Statistics Classification System

*** May include itinerant teachers



**School Description Report
2003-04**

District 804 - Native Federal Schools

#019 - Mushuau Innu Natuashish School, Natuashish

Classification: Rural Community/Labrador Region**
Offers Distance Education: No

Grades: K-11

Number of Grades: 12

[School FTE PTR : 8.6](#)

[FTE Teachers](#) *** : 25.0

[Provincial FTE PTR : 13.5](#)

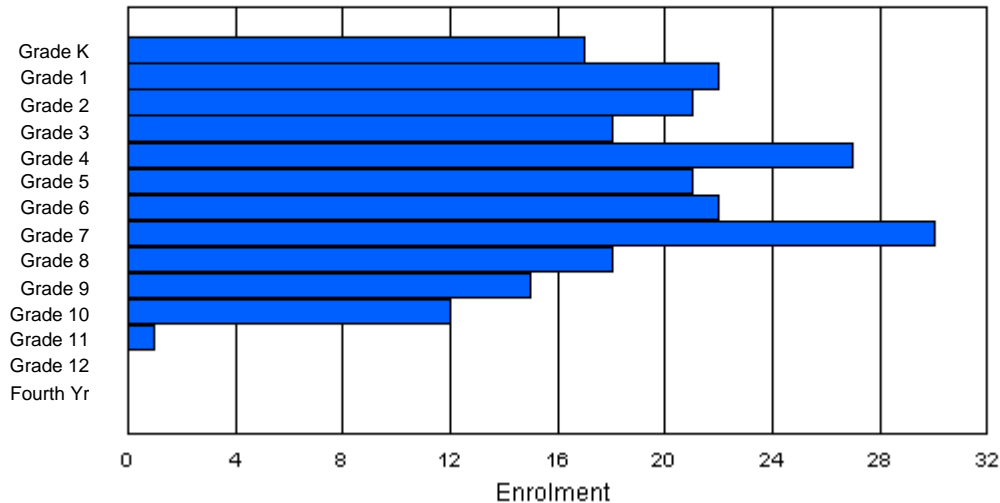
Enrolment By Age and Gender

Gender	Age																	Total
	5	6	7	8	9	10	11	12	13	14	15	16	17	18	19	20>		
Male	9	6	5	5	6	12	7	11	9	6	11	8	6	1	1	0	103	
Female	8	9	12	8	11	14	11	10	13	3	6	9	2	3	2	0	121	
Total	17	15	17	13	17	26	18	21	22	9	17	17	8	4	3	0	224	

Enrolment By Grade and Gender

Gender	K	Grade													4th	Total
		1	2	3	4	5	6	7	8	9	10	11	12			
Male	9	11	5	9	9	12	8	20	8	7	4	1	0	0	103	
Female	8	11	16	9	18	9	14	10	10	8	8	0	0	0	121	
Total	17	22	21	18	27	21	22	30	18	15	12	1	0	0	224	

Enrolment By Grade
For Mushuau Innu Natuashish School



* Data from the 2003-2004 AGR(Enrolment/Age as of the last day in Sept./Dec.)

** Newfoundland Statistics Classification System

*** May include itinerant teachers



**School Description Report
2003-04**

District 804 - Native Federal Schools

#376 - St. Anneway Kegnamogwom, Conne River

Classification: Rural Community/Southern Region**
Offers Distance Education: No

Grades: K-12

Number of Grades: 13

[School FTE PTR : 8.5](#)

[FTE Teachers](#) *** : 22.0

[Provincial FTE PTR : 13.5](#)

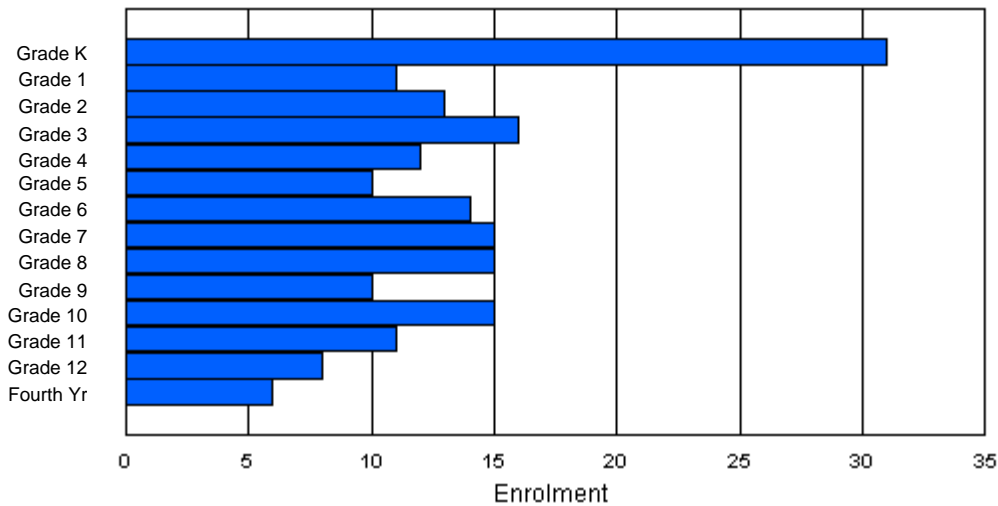
Enrolment By Age and Gender

Gender	Age																	Total
	5	6	7	8	9	10	11	12	13	14	15	16	17	18	19	20>		
Male	17	6	7	11	6	3	7	4	6	5	6	5	3	2	4	0	92	
Female	14	5	6	5	6	7	7	11	5	5	9	2	5	5	3	0	95	
Total	31	11	13	16	12	10	14	15	11	10	15	7	8	7	7	0	187	

Enrolment By Grade and Gender

Gender	Grade															Total
	K	1	2	3	4	5	6	7	8	9	10	11	12	4th		
Male	17	6	7	11	6	3	7	4	8	5	7	6	1	4	92	
Female	14	5	6	5	6	7	7	11	7	5	8	5	7	2	95	
Total	31	11	13	16	12	10	14	15	15	10	15	11	8	6	187	

Enrolment By Grade
For St. Anneway Kegnamogwom



* Data from the 2003-2004 AGR(Enrolment/Age as of the last day in Sept./Dec.)

** Newfoundland Statistics Classification System

*** May include itinerant teachers



**School Description Report
2003-04**

District 902 - Institutional Schools

#377 - NF School for the Deaf, St. John's

Classification: Urban Community/Avalon Region**
Offers Distance Education: No

Grades: K,2-4,6,8,10,12 Number of Grades: 8

[School FTE PTR : 2.2](#)

[FTE Teachers](#) *** : 24.0

[Provincial FTE PTR : 13.5](#)

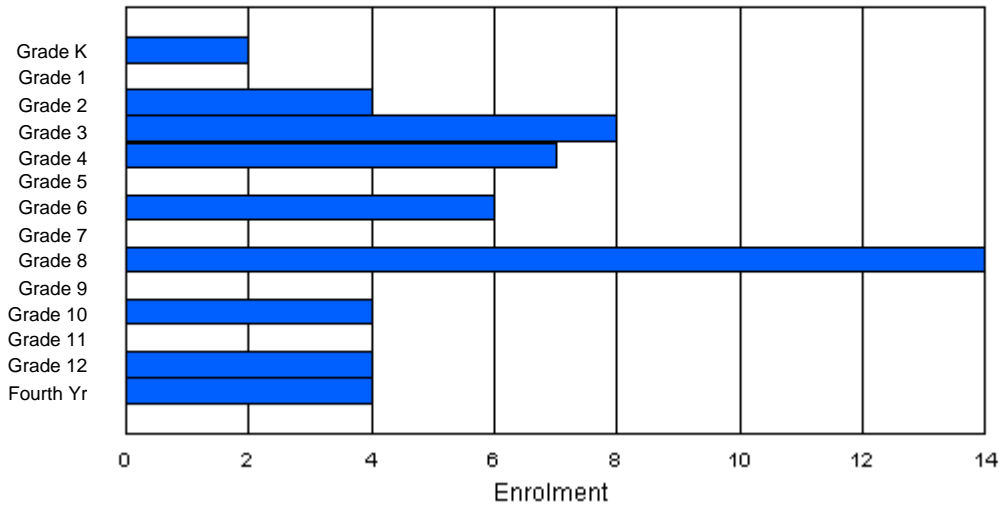
Enrolment By Age and Gender

Gender	Age																	Total
	5	6	7	8	9	10	11	12	13	14	15	16	17	18	19	20>		
Male	1	3	1	2	6	2	1	1	1	4	3	3	1	2	1	2	34	
Female	1	1	0	1	3	1	1	1	0	3	2	1	0	0	2	2	19	
Total	2	4	1	3	9	3	2	2	1	7	5	4	1	2	3	4	53	

Enrolment By Grade and Gender

Gender	K	Grade													4th	Total
		1	2	3	4	5	6	7	8	9	10	11	12			
Male	1	0	3	6	4	0	4	0	8	0	3	0	3	2	34	
Female	1	0	1	2	3	0	2	0	6	0	1	0	1	2	19	
Total	2	0	4	8	7	0	6	0	14	0	4	0	4	4	53	

Enrolment By Grade
For NF School for the Deaf



* Data from the 2003-2004 AGR(Enrolment/Age as of the last day in Sept./Dec.)

** Newfoundland Statistics Classification System

*** May include itinerant teachers. Students receiving itinerant services have been included for this school



**School Description Report
2003-04**

District 903 - Social Service Schools

#378 - NF & Lab Youth Centre, Whitbourne

Classification: Rural Community/Avalon Region**
Offers Distance Education: No

Grades: 8-12

Number of Grades: 5

[School FTE PTR : 5.6](#)

[FTE Teachers](#) *** : 12.0

[Provincial FTE PTR : 13.5](#)

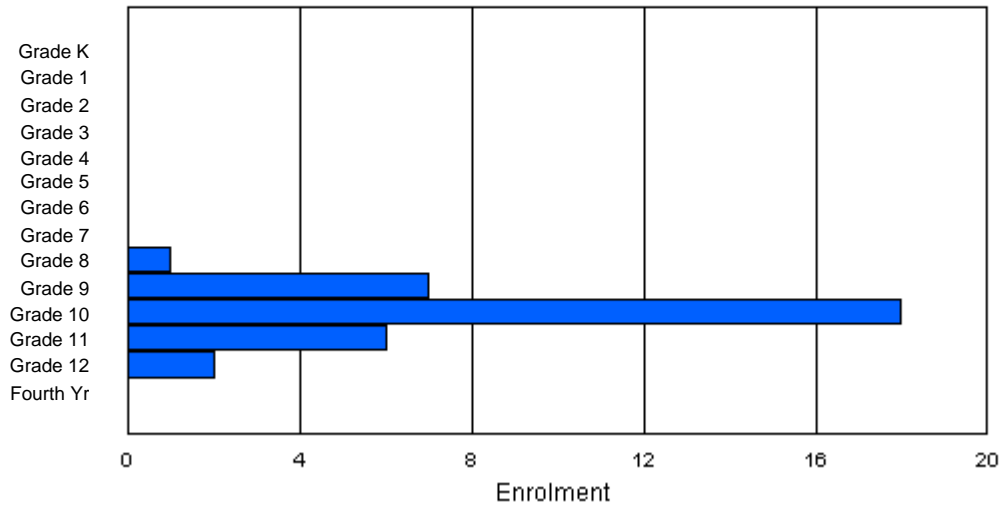
Enrolment By Age and Gender

Gender	Age																	Total
	5	6	7	8	9	10	11	12	13	14	15	16	17	18	19	20>		
Male	0	0	0	0	0	0	0	1	3	3	6	5	9	0	0	0	27	
Female	0	0	0	0	0	0	0	0	0	0	4	3	0	0	0	0	7	
Total	0	0	0	0	0	0	0	1	3	3	10	8	9	0	0	0	34	

Enrolment By Grade and Gender

Gender	Grade															Total
	K	1	2	3	4	5	6	7	8	9	10	11	12	4th		
Male	0	0	0	0	0	0	0	0	1	7	12	5	2	0	27	
Female	0	0	0	0	0	0	0	0	0	0	6	1	0	0	7	
Total	0	0	0	0	0	0	0	0	1	7	18	6	2	0	34	

Enrolment By Grade
For NF & Lab Youth Centre



* Data from the 2003-2004 AGR(Enrolment/Age as of the last day in Sept./Dec.)

** Newfoundland Statistics Classification System

*** May include itinerant teachers



**School Description Report
2003-04**

Number of Schools: 316

* Data from the 2003-2004 AGR(Enrolment/Age as of the last day in Sept./Dec.)

** Newfoundland Statistics Classification System

*** May include itinerant teachers

Modification Time: 4:47:09PM

Modification Date: 2/23/2006

Source: Corporate Planning and Research

317

Web Site: http://www.education.gov.nf.ca/sch_rep/2003/index.htm