



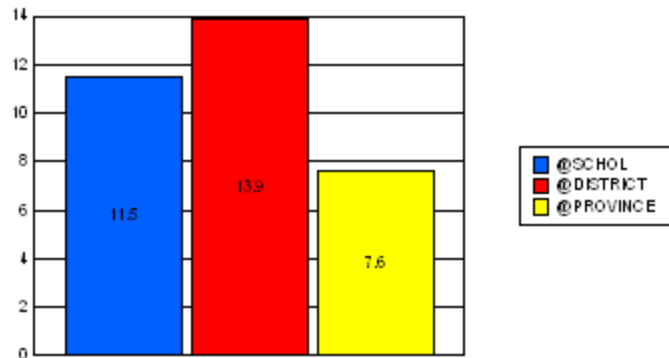
Early School Leaver Report 2002-03 to 2003-04

District 1 - Labrador

#002 - Henry Gordon Academy, Cartwright

	*[N=26] School		*[N=1,113] District		*[N=24,735] Province	
	<u>Number</u>	<u>% of Total</u>	<u>Number</u>	<u>% of Total</u>	<u>Number</u>	<u>% of Total</u>
Dropout	3	11.5%	85	7.6%	1,065	4.3%
Unknown	0	0.0%	24	2.2%	596	2.4%
Other	0	0.0%	46	4.1%	221	0.9%
Total	3	11.5%	155	13.9%	1,882	7.6%

School Dropout Rate = 11.5 - - - -> $(3/26*100\%)$
 District Dropout Rate = 13.9 - - - -> $(155/1,113*100\%)$
 Provincial Dropout Rate = 7.6 - - - -> $(1,882/24,735*100\%)$



* Number of high school students registered in the high school certification system at year end.



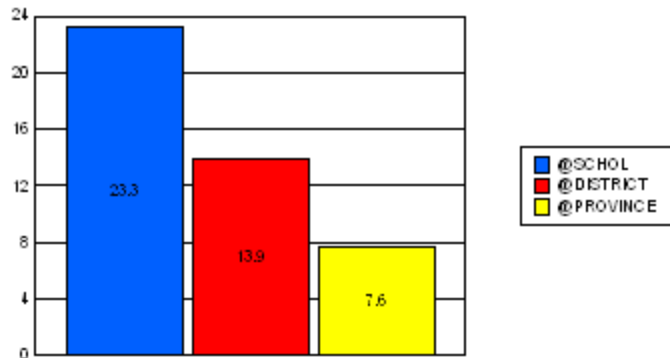
Early School Leaver Report 2002-03 to 2003-04

District 1 - Labrador

#007 - Amos Comenius Memorial School, Hopedale

	*[N=30] School		*[N=1,113] District		*[N=24,735] Province	
	<u>Number</u>	<u>% of Total</u>	<u>Number</u>	<u>% of Total</u>	<u>Number</u>	<u>% of Total</u>
Dropout	7	23.3%	85	7.6%	1,065	4.3%
Unknown	0	0.0%	24	2.2%	596	2.4%
Other	0	0.0%	46	4.1%	221	0.9%
Total	7	23.3%	155	13.9%	1,882	7.6%

School Dropout Rate = 23.3 - - - -> $(7/30*100\%)$
District Dropout Rate = 13.9 - - - -> $(155/1,113*100\%)$
Provincial Dropout Rate = 7.6 - - - -> $(1,882/24,735*100\%)$



* Number of high school students registered in the high school certification system at year end.



Early School Leaver Report 2002-03 to 2003-04

District 1 - Labrador

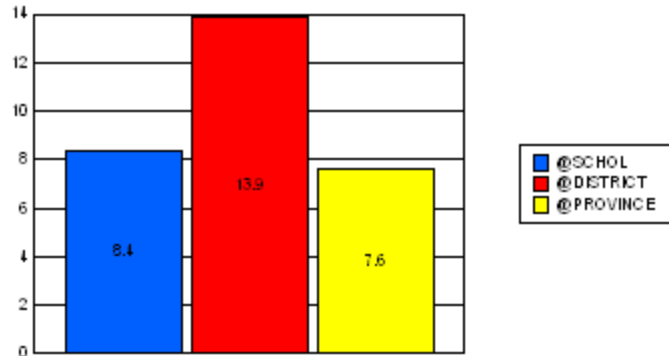
#010 - Menihek High School, Labrador City

	*[N=417] School		*[N=1,113] District		*[N=24,735] Province	
	<u>Number</u>	<u>% of Total</u>	<u>Number</u>	<u>% of Total</u>	<u>Number</u>	<u>% of Total</u>
Dropout	8	1.9%	85	7.6%	1,065	4.3%
Unknown	7	1.7%	24	2.2%	596	2.4%
Other	20	4.8%	46	4.1%	221	0.9%
Total	35	8.4%	155	13.9%	1,882	7.6%

School Dropout Rate = 8.4 - - - -> $(35/417*100\%)$

District Dropout Rate = 13.9 - - - -> $(155/1,113*100\%)$

Provincial Dropout Rate = 7.6 - - - -> $(1,882/24,735*100\%)$



* Number of high school students registered in the high school certification system at year end.



Early School Leaver Report 2002-03 to 2003-04

District 1 - Labrador

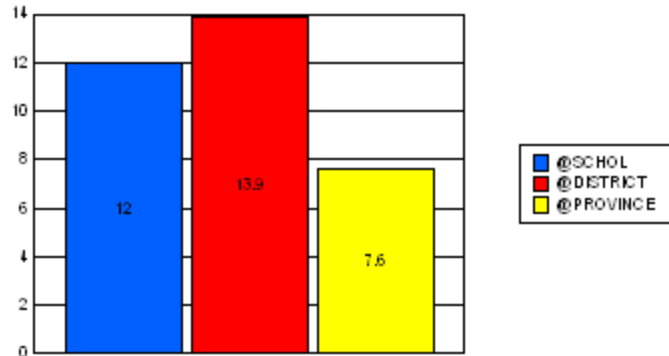
#012 - J.C. Erhardt Memorial School, Makkovik

	*[N=25] School		*[N=1,113] District		*[N=24,735] Province	
	<u>Number</u>	<u>% of Total</u>	<u>Number</u>	<u>% of Total</u>	<u>Number</u>	<u>% of Total</u>
Dropout	3	12.0%	85	7.6%	1,065	4.3%
Unknown	0	0.0%	24	2.2%	596	2.4%
Other	0	0.0%	46	4.1%	221	0.9%
Total	3	12.0%	155	13.9%	1,882	7.6%

School Dropout Rate = 12.0 ----> $(3/25*100\%)$

District Dropout Rate = 13.9 ----> $(155/1,113*100\%)$

Provincial Dropout Rate = 7.6 ----> $(1,882/24,735*100\%)$



* Number of high school students registered in the high school certification system at year end.



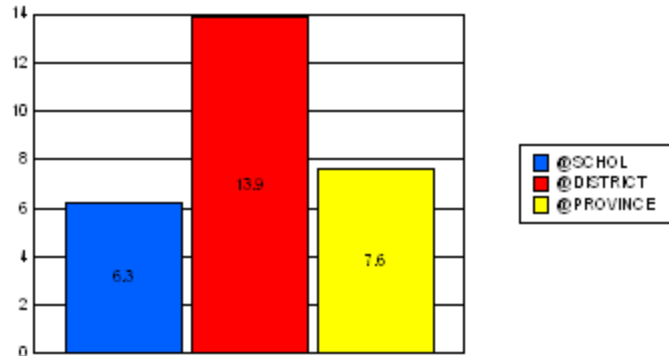
Early School Leaver Report 2002-03 to 2003-04

District 1 - Labrador

#014 - Jens Haven Memorial, Nain

	*[N=80] School		*[N=1,113] District		*[N=24,735] Province	
	<u>Number</u>	<u>% of Total</u>	<u>Number</u>	<u>% of Total</u>	<u>Number</u>	<u>% of Total</u>
Dropout	4	5.0%	85	7.6%	1,065	4.3%
Unknown	1	1.3%	24	2.2%	596	2.4%
Other	0	0.0%	46	4.1%	221	0.9%
Total	5	6.3%	155	13.9%	1,882	7.6%

School Dropout Rate = 6.3 - - - -> $(5/80*100\%)$
District Dropout Rate = 13.9 - - - -> $(155/1,113*100\%)$
Provincial Dropout Rate = 7.6 - - - -> $(1,882/24,735*100\%)$



* Number of high school students registered in the high school certification system at year end.



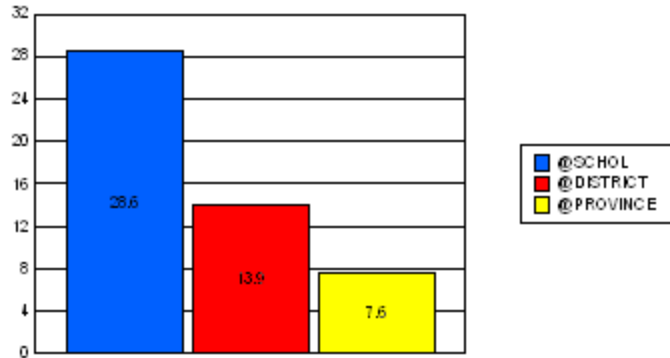
Early School Leaver Report 2002-03 to 2003-04

District 1 - Labrador

#015 - Lake Melville School, North West River

	*[N=28] School		*[N=1,113] District		*[N=24,735] Province	
	<u>Number</u>	<u>% of Total</u>	<u>Number</u>	<u>% of Total</u>	<u>Number</u>	<u>% of Total</u>
Dropout	5	17.9%	85	7.6%	1,065	4.3%
Unknown	0	0.0%	24	2.2%	596	2.4%
Other	3	10.7%	46	4.1%	221	0.9%
Total	8	28.6%	155	13.9%	1,882	7.6%

School Dropout Rate = 28.6 - - - -> $(8/28*100\%)$
District Dropout Rate = 13.9 - - - -> $(155/1,113*100\%)$
Provincial Dropout Rate = 7.6 - - - -> $(1,882/24,735*100\%)$



* Number of high school students registered in the high school certification system at year end.



Early School Leaver Report 2002-03 to 2003-04

District 1 - Labrador

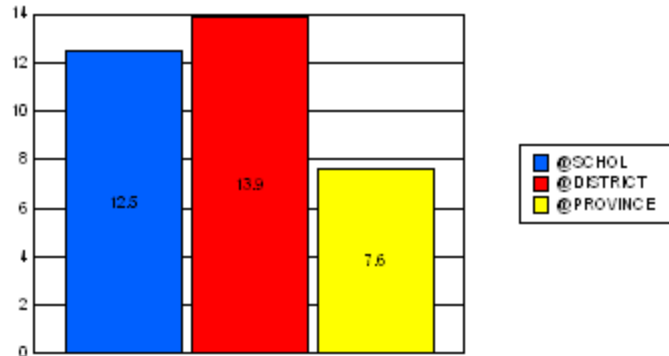
#016 - B.L. Morrison, Postville

	*[N=16] School		*[N=1,113] District		*[N=24,735] Province	
	<u>Number</u>	<u>% of Total</u>	<u>Number</u>	<u>% of Total</u>	<u>Number</u>	<u>% of Total</u>
Dropout	1	6.3%	85	7.6%	1,065	4.3%
Unknown	1	6.3%	24	2.2%	596	2.4%
Other	0	0.0%	46	4.1%	221	0.9%
Total	2	12.5%	155	13.9%	1,882	7.6%

School Dropout Rate = 12.5 ----> $(2/16*100\%)$

District Dropout Rate = 13.9 ----> $(155/1,113*100\%)$

Provincial Dropout Rate = 7.6 ----> $(1,882/24,735*100\%)$



* Number of high school students registered in the high school certification system at year end.



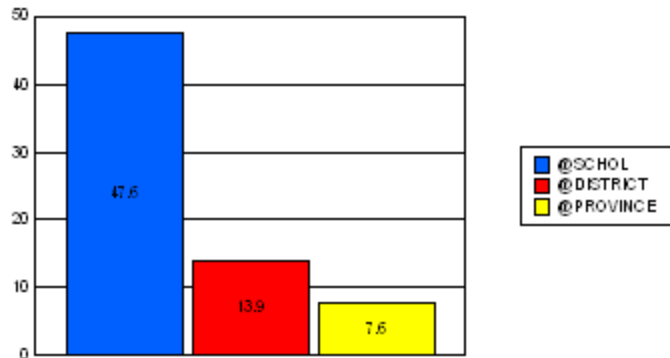
Early School Leaver Report 2002-03 to 2003-04

District 1 - Labrador

#018 - Peenamain McKenzie School, Sheshatshiu

	*[N=63] School		*[N=1,113] District		*[N=24,735] Province	
	<u>Number</u>	<u>% of Total</u>	<u>Number</u>	<u>% of Total</u>	<u>Number</u>	<u>% of Total</u>
Dropout	28	44.4%	85	7.6%	1,065	4.3%
Unknown	2	3.2%	24	2.2%	596	2.4%
Other	0	0.0%	46	4.1%	221	0.9%
Total	30	47.6%	155	13.9%	1,882	7.6%

School Dropout Rate = 47.6 - - - -> $(30/63*100\%)$
District Dropout Rate = 13.9 - - - -> $(155/1,113*100\%)$
Provincial Dropout Rate = 7.6 - - - -> $(1,882/24,735*100\%)$



* Number of high school students registered in the high school certification system at year end.



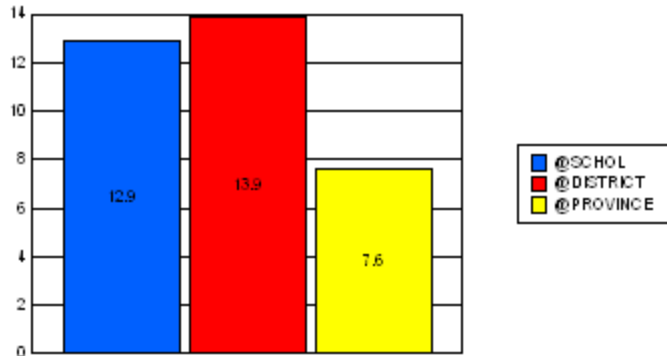
Early School Leaver Report 2002-03 to 2003-04

District 1 - Labrador

#477 - Mealy Mountain Collegiate, Happy Valley-Goose Bay

	*[N=402] School		*[N=1,113] District		*[N=24,735] Province	
	<u>Number</u>	<u>% of Total</u>	<u>Number</u>	<u>% of Total</u>	<u>Number</u>	<u>% of Total</u>
Dropout	15	3.7%	85	7.6%	1,065	4.3%
Unknown	14	3.5%	24	2.2%	596	2.4%
Other	23	5.7%	46	4.1%	221	0.9%
Total	52	12.9%	155	13.9%	1,882	7.6%

School Dropout Rate = 12.9 - - - -> $(52/402*100\%)$
District Dropout Rate = 13.9 - - - -> $(155/1,113*100\%)$
Provincial Dropout Rate = 7.6 - - - -> $(1,882/24,735*100\%)$



* Number of high school students registered in the high school certification system at year end.



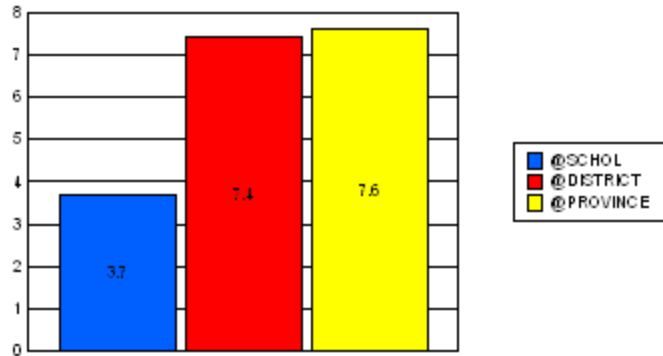
Early School Leaver Report 2002-03 to 2003-04

District 2 - Western

#022 - William Gillett Academy, Charlottetown, LAB

	*[N=27] School		*[N=4,773] District		*[N=24,735] Province	
	<u>Number</u>	<u>% of Total</u>	<u>Number</u>	<u>% of Total</u>	<u>Number</u>	<u>% of Total</u>
Dropout	0	0.0%	176	3.7%	1,065	4.3%
Unknown	1	3.7%	139	2.9%	596	2.4%
Other	0	0.0%	39	0.8%	221	0.9%
Total	1	3.7%	354	7.4%	1,882	7.6%

School Dropout Rate = 3.7 - - - -> $(1/27*100\%)$
District Dropout Rate = 7.4 - - - -> $(354/4,773*100\%)$
Provincial Dropout Rate = 7.6 - - - -> $(1,882/24,735*100\%)$



* Number of high school students registered in the high school certification system at year end.



Early School Leaver Report 2002-03 to 2003-04

District 2 - Western

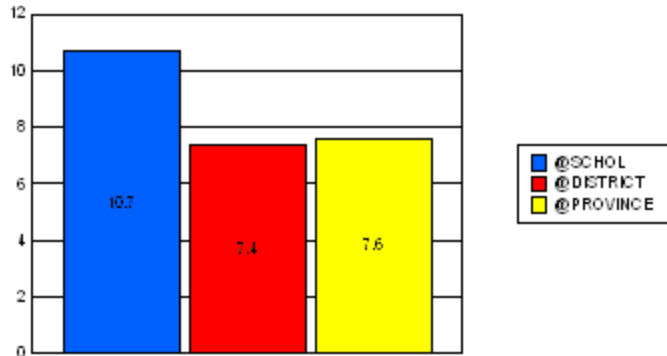
#023 - Sacred Heart AG, Conche

	*[N=28] School		*[N=4,773] District		*[N=24,735] Province	
	<u>Number</u>	<u>% of Total</u>	<u>Number</u>	<u>% of Total</u>	<u>Number</u>	<u>% of Total</u>
Dropout	3	10.7%	176	3.7%	1,065	4.3%
Unknown	0	0.0%	139	2.9%	596	2.4%
Other	0	0.0%	39	0.8%	221	0.9%
Total	3	10.7%	354	7.4%	1,882	7.6%

School Dropout Rate = 10.7 - - - -> $(3/28*100\%)$

District Dropout Rate = 7.4 - - - -> $(354/4,773*100\%)$

Provincial Dropout Rate = 7.6 - - - -> $(1,882/24,735*100\%)$



* Number of high school students registered in the high school certification system at year end.



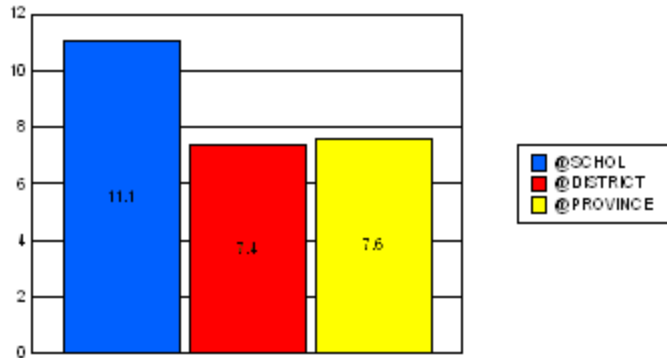
Early School Leaver Report 2002-03 to 2003-04

District 2 - Western

#025 - St. Joseph's All Grade, Croque

	*[N=9] School		*[N=4,773] District		*[N=24,735] Province	
	<u>Number</u>	<u>% of Total</u>	<u>Number</u>	<u>% of Total</u>	<u>Number</u>	<u>% of Total</u>
Dropout	1	11.1%	176	3.7%	1,065	4.3%
Unknown	0	0.0%	139	2.9%	596	2.4%
Other	0	0.0%	39	0.8%	221	0.9%
Total	1	11.1%	354	7.4%	1,882	7.6%

School Dropout Rate = 11.1 - - - -> $(1/9*100\%)$
 District Dropout Rate = 7.4 - - - -> $(354/4,773*100\%)$
 Provincial Dropout Rate = 7.6 - - - -> $(1,882/24,735*100\%)$



* Number of high school students registered in the high school certification system at year end.



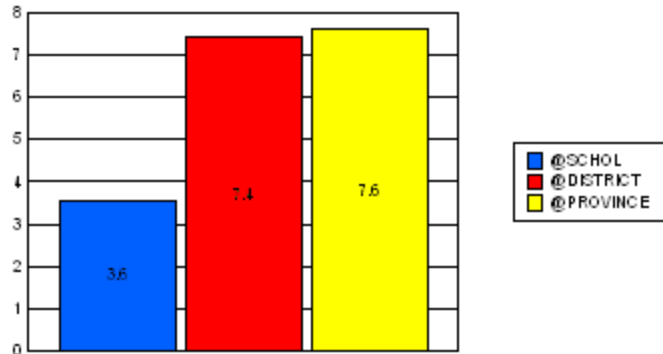
Early School Leaver Report 2002-03 to 2003-04

District 2 - Western

#027 - Canon Richards High School, Flower's Cove

	*[N=84] School		*[N=4,773] District		*[N=24,735] Province	
	<u>Number</u>	<u>% of Total</u>	<u>Number</u>	<u>% of Total</u>	<u>Number</u>	<u>% of Total</u>
Dropout	1	1.2%	176	3.7%	1,065	4.3%
Unknown	2	2.4%	139	2.9%	596	2.4%
Other	0	0.0%	39	0.8%	221	0.9%
Total	3	3.6%	354	7.4%	1,882	7.6%

School Dropout Rate = 3.6 ----> $(3/84*100\%)$
District Dropout Rate = 7.4 ----> $(354/4,773*100\%)$
Provincial Dropout Rate = 7.6 ----> $(1,882/24,735*100\%)$



* Number of high school students registered in the high school certification system at year end.



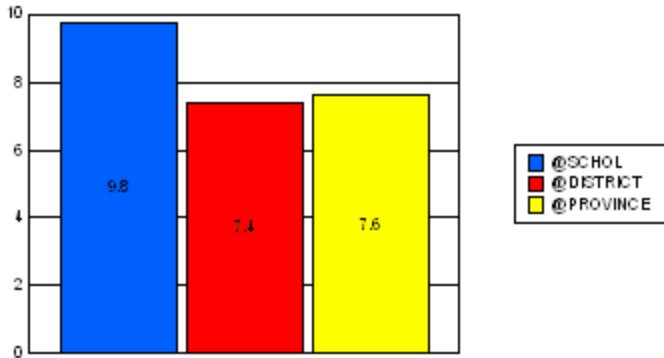
Early School Leaver Report 2002-03 to 2003-04

District 2 - Western

#030 - Mountain Feild Academy, Forteau

	*[N=92] School		*[N=4,773] District		*[N=24,735] Province	
	<u>Number</u>	<u>% of Total</u>	<u>Number</u>	<u>% of Total</u>	<u>Number</u>	<u>% of Total</u>
Dropout	6	6.5%	176	3.7%	1,065	4.3%
Unknown	0	0.0%	139	2.9%	596	2.4%
Other	3	3.3%	39	0.8%	221	0.9%
Total	9	9.8%	354	7.4%	1,882	7.6%

School Dropout Rate = 9.8 - - - -> $(9/92*100\%)$
 District Dropout Rate = 7.4 - - - -> $(354/4,773*100\%)$
 Provincial Dropout Rate = 7.6 - - - -> $(1,882/24,735*100\%)$



* Number of high school students registered in the high school certification system at year end.



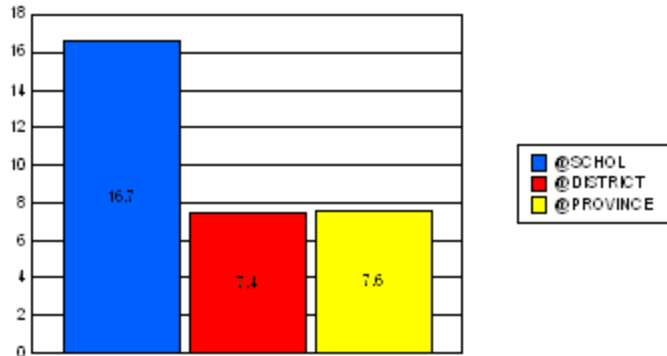
Early School Leaver Report 2002-03 to 2003-04

District 2 - Western

#039 - Mary Simms All-Grade, Main Brook

	*[N=18] School		*[N=4,773] District		*[N=24,735] Province	
	<u>Number</u>	<u>% of Total</u>	<u>Number</u>	<u>% of Total</u>	<u>Number</u>	<u>% of Total</u>
Dropout	0	0.0%	176	3.7%	1,065	4.3%
Unknown	0	0.0%	139	2.9%	596	2.4%
Other	3	16.7%	39	0.8%	221	0.9%
Total	3	16.7%	354	7.4%	1,882	7.6%

School Dropout Rate = 16.7 - - - -> $(3/18*100\%)$
District Dropout Rate = 7.4 - - - -> $(354/4,773*100\%)$
Provincial Dropout Rate = 7.6 - - - -> $(1,882/24,735*100\%)$



* Number of high school students registered in the high school certification system at year end.



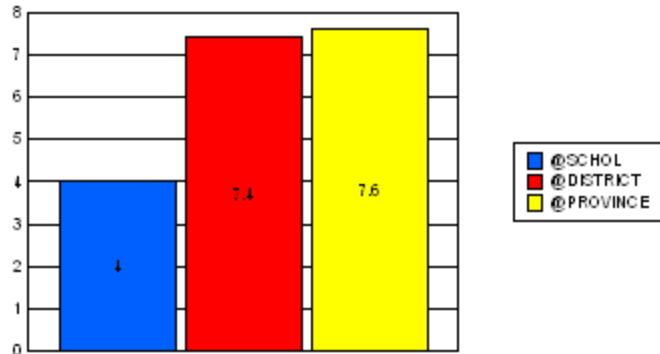
Early School Leaver Report 2002-03 to 2003-04

District 2 - Western

#040 - St. Mary's AG, Mary's Harbour

	*[N=25] School		*[N=4,773] District		*[N=24,735] Province	
	<u>Number</u>	<u>% of Total</u>	<u>Number</u>	<u>% of Total</u>	<u>Number</u>	<u>% of Total</u>
Dropout	0	0.0%	176	3.7%	1,065	4.3%
Unknown	1	4.0%	139	2.9%	596	2.4%
Other	0	0.0%	39	0.8%	221	0.9%
Total	1	4.0%	354	7.4%	1,882	7.6%

School Dropout Rate = 4.0 - - - -> $(1/25*100\%)$
 District Dropout Rate = 7.4 - - - -> $(354/4,773*100\%)$
 Provincial Dropout Rate = 7.6 - - - -> $(1,882/24,735*100\%)$



* Number of high school students registered in the high school certification system at year end.



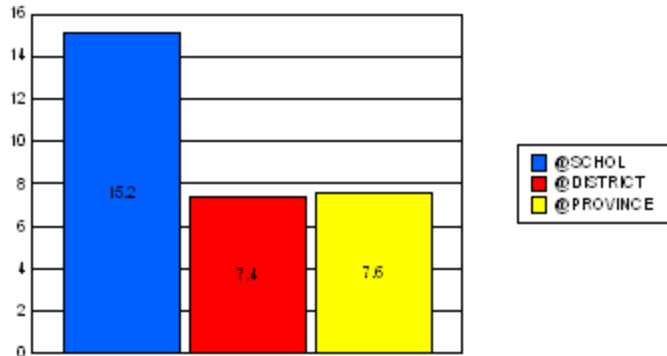
Early School Leaver Report 2002-03 to 2003-04

District 2 - Western

#046 - D.C. Young School, Port Hope Simpson

	*[N=33] School		*[N=4,773] District		*[N=24,735] Province	
	<u>Number</u>	<u>% of Total</u>	<u>Number</u>	<u>% of Total</u>	<u>Number</u>	<u>% of Total</u>
Dropout	5	15.2%	176	3.7%	1,065	4.3%
Unknown	0	0.0%	139	2.9%	596	2.4%
Other	0	0.0%	39	0.8%	221	0.9%
Total	5	15.2%	354	7.4%	1,882	7.6%

School Dropout Rate = 15.2 - - - -> $(5/33*100\%)$
 District Dropout Rate = 7.4 - - - -> $(354/4,773*100\%)$
 Provincial Dropout Rate = 7.6 - - - -> $(1,882/24,735*100\%)$



* Number of high school students registered in the high school certification system at year end.



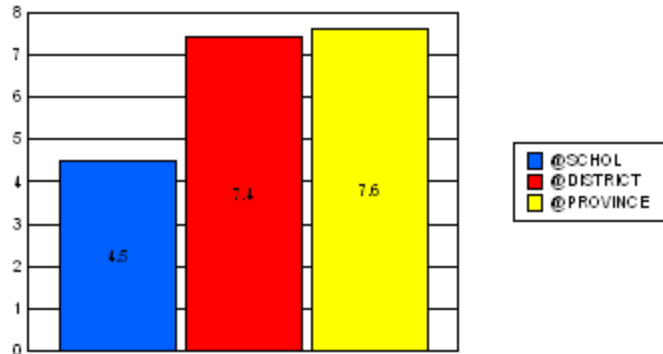
Early School Leaver Report 2002-03 to 2003-04

District 2 - Western

#047 - Roncalli Central High, Port Saunders

	*[N=134] School		*[N=4,773] District		*[N=24,735] Province	
	<u>Number</u>	<u>% of Total</u>	<u>Number</u>	<u>% of Total</u>	<u>Number</u>	<u>% of Total</u>
Dropout	6	4.5%	176	3.7%	1,065	4.3%
Unknown	0	0.0%	139	2.9%	596	2.4%
Other	0	0.0%	39	0.8%	221	0.9%
Total	6	4.5%	354	7.4%	1,882	7.6%

School Dropout Rate = 4.5 - - - -> $(6/134*100\%)$
 District Dropout Rate = 7.4 - - - -> $(354/4,773*100\%)$
 Provincial Dropout Rate = 7.6 - - - -> $(1,882/24,735*100\%)$



* Number of high school students registered in the high school certification system at year end.



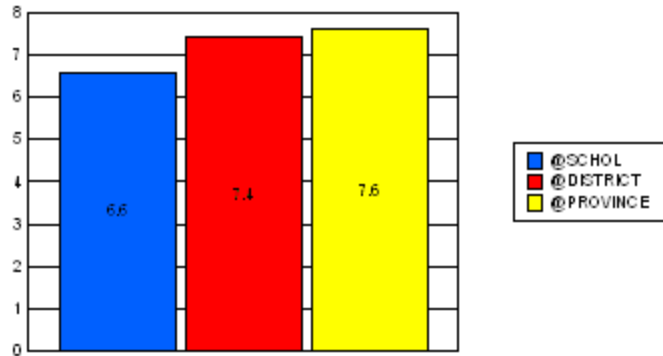
Early School Leaver Report 2002-03 to 2003-04

District 2 - Western

#052 - Harriot Curtis Collegiate, St. Anthony

	*[N=167] School		*[N=4,773] District		*[N=24,735] Province	
	<u>Number</u>	<u>% of Total</u>	<u>Number</u>	<u>% of Total</u>	<u>Number</u>	<u>% of Total</u>
Dropout	4	2.4%	176	3.7%	1,065	4.3%
Unknown	7	4.2%	139	2.9%	596	2.4%
Other	0	0.0%	39	0.8%	221	0.9%
Total	11	6.6%	354	7.4%	1,882	7.6%

School Dropout Rate = 6.6 - - - -> $(11/167*100\%)$
District Dropout Rate = 7.4 - - - -> $(354/4,773*100\%)$
Provincial Dropout Rate = 7.6 - - - -> $(1,882/24,735*100\%)$



* Number of high school students registered in the high school certification system at year end.



Early School Leaver Report 2002-03 to 2003-04

District 2 - Western

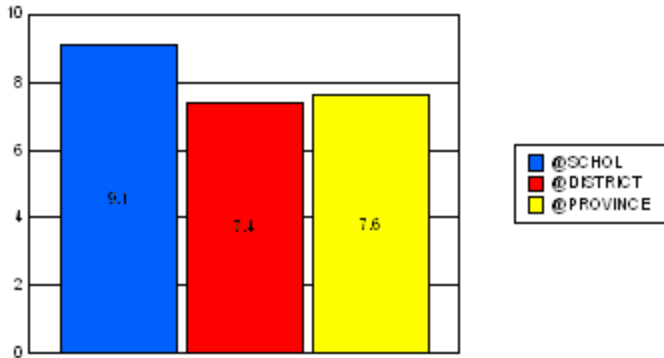
#054 - St. Lewis Academy, St. Lewis

	*[N=22] School		*[N=4,773] District		*[N=24,735] Province	
	<u>Number</u>	<u>% of Total</u>	<u>Number</u>	<u>% of Total</u>	<u>Number</u>	<u>% of Total</u>
Dropout	2	9.1%	176	3.7%	1,065	4.3%
Unknown	0	0.0%	139	2.9%	596	2.4%
Other	0	0.0%	39	0.8%	221	0.9%
Total	2	9.1%	354	7.4%	1,882	7.6%

School Dropout Rate = 9.1 - - - -> $(2/22*100\%)$

District Dropout Rate = 7.4 - - - -> $(354/4,773*100\%)$

Provincial Dropout Rate = 7.6 - - - -> $(1,882/24,735*100\%)$



* Number of high school students registered in the high school certification system at year end.



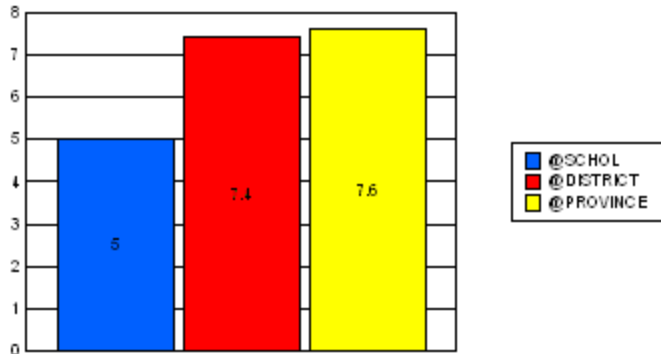
Early School Leaver Report 2002-03 to 2003-04

District 2 - Western

#055 - Our Lady of Labrador, West St. Modeste

	*[N=20] School		*[N=4,773] District		*[N=24,735] Province	
	<u>Number</u>	<u>% of Total</u>	<u>Number</u>	<u>% of Total</u>	<u>Number</u>	<u>% of Total</u>
Dropout	1	5.0%	176	3.7%	1,065	4.3%
Unknown	0	0.0%	139	2.9%	596	2.4%
Other	0	0.0%	39	0.8%	221	0.9%
Total	1	5.0%	354	7.4%	1,882	7.6%

School Dropout Rate = 5.0 - - - -> $(1/20*100\%)$
 District Dropout Rate = 7.4 - - - -> $(354/4,773*100\%)$
 Provincial Dropout Rate = 7.6 - - - -> $(1,882/24,735*100\%)$



* Number of high school students registered in the high school certification system at year end.



Early School Leaver Report 2002-03 to 2003-04

District 2 - Western

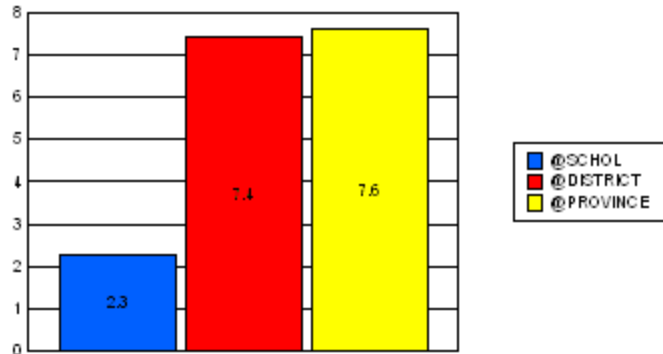
#062 - G.C. Rowe Junior High, Corner Brook

	*[N=132] School		*[N=4,773] District		*[N=24,735] Province	
	<u>Number</u>	<u>% of Total</u>	<u>Number</u>	<u>% of Total</u>	<u>Number</u>	<u>% of Total</u>
Dropout	1	0.8%	176	3.7%	1,065	4.3%
Unknown	2	1.5%	139	2.9%	596	2.4%
Other	0	0.0%	39	0.8%	221	0.9%
Total	3	2.3%	354	7.4%	1,882	7.6%

School Dropout Rate = 2.3 ----> $(3/132*100\%)$

District Dropout Rate = 7.4 ----> $(354/4,773*100\%)$

Provincial Dropout Rate = 7.6 ----> $(1,882/24,735*100\%)$



* Number of high school students registered in the high school certification system at year end.



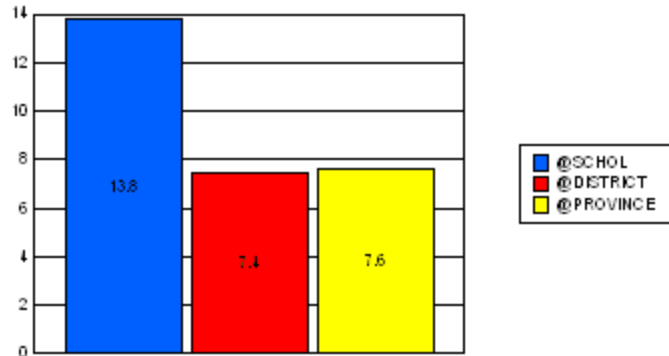
Early School Leaver Report 2002-03 to 2003-04

District 2 - Western

#063 - Herdman Collegiate, Corner Brook

	*[N=340] School		*[N=4,773] District		*[N=24,735] Province	
	<u>Number</u>	<u>% of Total</u>	<u>Number</u>	<u>% of Total</u>	<u>Number</u>	<u>% of Total</u>
Dropout	8	2.4%	176	3.7%	1,065	4.3%
Unknown	28	8.2%	139	2.9%	596	2.4%
Other	11	3.2%	39	0.8%	221	0.9%
Total	47	13.8%	354	7.4%	1,882	7.6%

School Dropout Rate = 13.8 - - - -> $(47/340*100\%)$
 District Dropout Rate = 7.4 - - - -> $(354/4,773*100\%)$
 Provincial Dropout Rate = 7.6 - - - -> $(1,882/24,735*100\%)$



* Number of high school students registered in the high school certification system at year end.



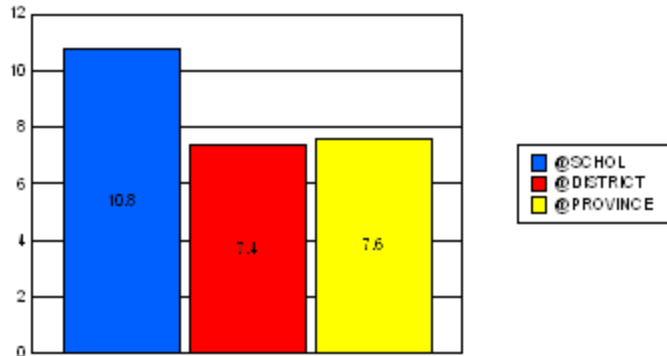
Early School Leaver Report 2002-03 to 2003-04

District 2 - Western

#068 - Regina High School, Corner Brook

	*[N=567] School		*[N=4,773] District		*[N=24,735] Province	
	<u>Number</u>	<u>% of Total</u>	<u>Number</u>	<u>% of Total</u>	<u>Number</u>	<u>% of Total</u>
Dropout	24	4.2%	176	3.7%	1,065	4.3%
Unknown	37	6.5%	139	2.9%	596	2.4%
Other	0	0.0%	39	0.8%	221	0.9%
Total	61	10.8%	354	7.4%	1,882	7.6%

School Dropout Rate = 10.8 - - - -> $(61/567*100\%)$
District Dropout Rate = 7.4 - - - -> $(354/4,773*100\%)$
Provincial Dropout Rate = 7.6 - - - -> $(1,882/24,735*100\%)$



* Number of high school students registered in the high school certification system at year end.



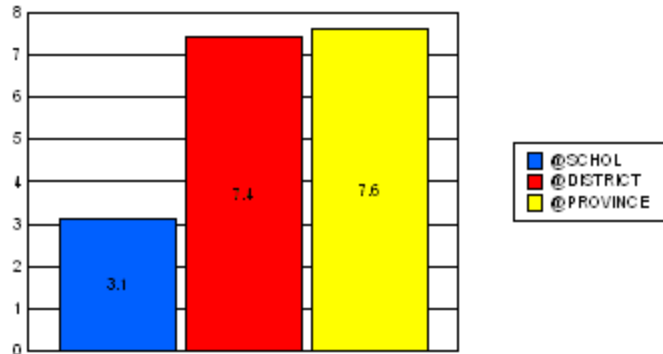
Early School Leaver Report 2002-03 to 2003-04

District 2 - Western

#072 - Holy Cross All Grade School, Daniel's Harbour

	*[N=32] School		*[N=4,773] District		*[N=24,735] Province	
	<u>Number</u>	<u>% of Total</u>	<u>Number</u>	<u>% of Total</u>	<u>Number</u>	<u>% of Total</u>
Dropout	1	3.1%	176	3.7%	1,065	4.3%
Unknown	0	0.0%	139	2.9%	596	2.4%
Other	0	0.0%	39	0.8%	221	0.9%
Total	1	3.1%	354	7.4%	1,882	7.6%

School Dropout Rate = 3.1 - - - -> $(1/32*100\%)$
District Dropout Rate = 7.4 - - - -> $(354/4,773*100\%)$
Provincial Dropout Rate = 7.6 - - - -> $(1,882/24,735*100\%)$



* Number of high school students registered in the high school certification system at year end.



Early School Leaver Report 2002-03 to 2003-04

District 2 - Western

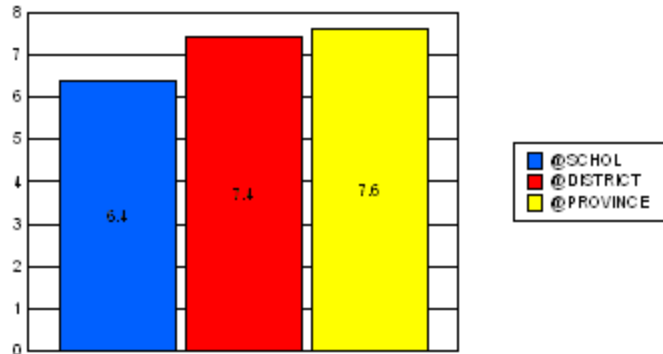
#074 - Templeton Collegiate, Gillams

	*[N=204] School		*[N=4,773] District		*[N=24,735] Province	
	<u>Number</u>	<u>% of Total</u>	<u>Number</u>	<u>% of Total</u>	<u>Number</u>	<u>% of Total</u>
Dropout	6	2.9%	176	3.7%	1,065	4.3%
Unknown	7	3.4%	139	2.9%	596	2.4%
Other	0	0.0%	39	0.8%	221	0.9%
Total	13	6.4%	354	7.4%	1,882	7.6%

School Dropout Rate = 6.4 - - - -> $(13/204*100\%)$

District Dropout Rate = 7.4 - - - -> $(354/4,773*100\%)$

Provincial Dropout Rate = 7.6 - - - -> $(1,882/24,735*100\%)$



* Number of high school students registered in the high school certification system at year end.



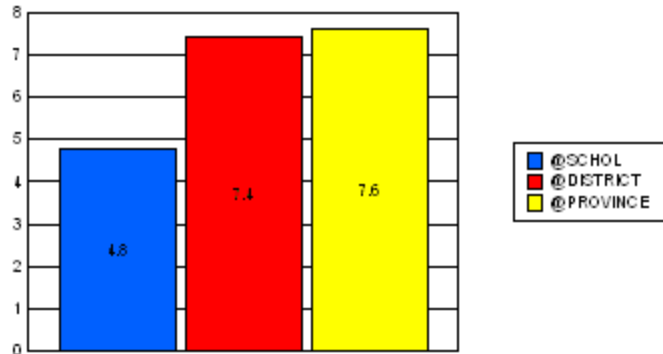
Early School Leaver Report 2002-03 to 2003-04

District 2 - Western

#075 - Hampden Academy, Hampden

	*[N=21] School		*[N=4,773] District		*[N=24,735] Province	
	<u>Number</u>	<u>% of Total</u>	<u>Number</u>	<u>% of Total</u>	<u>Number</u>	<u>% of Total</u>
Dropout	1	4.8%	176	3.7%	1,065	4.3%
Unknown	0	0.0%	139	2.9%	596	2.4%
Other	0	0.0%	39	0.8%	221	0.9%
Total	1	4.8%	354	7.4%	1,882	7.6%

School Dropout Rate = 4.8 - - - -> $(1/21*100\%)$
 District Dropout Rate = 7.4 - - - -> $(354/4,773*100\%)$
 Provincial Dropout Rate = 7.6 - - - -> $(1,882/24,735*100\%)$



* Number of high school students registered in the high school certification system at year end.



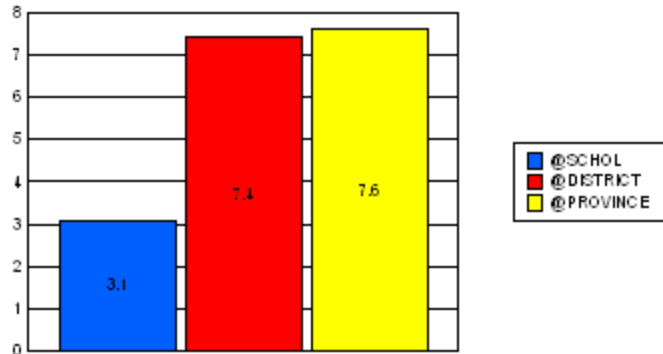
Early School Leaver Report 2002-03 to 2003-04

District 2 - Western

#083 - Pasadena Academy, Pasadena

	*[N=226] School		*[N=4,773] District		*[N=24,735] Province	
	<u>Number</u>	<u>% of Total</u>	<u>Number</u>	<u>% of Total</u>	<u>Number</u>	<u>% of Total</u>
Dropout	7	3.1%	176	3.7%	1,065	4.3%
Unknown	0	0.0%	139	2.9%	596	2.4%
Other	0	0.0%	39	0.8%	221	0.9%
Total	7	3.1%	354	7.4%	1,882	7.6%

School Dropout Rate = 3.1 - - - -> $(7/226*100\%)$
District Dropout Rate = 7.4 - - - -> $(354/4,773*100\%)$
Provincial Dropout Rate = 7.6 - - - -> $(1,882/24,735*100\%)$



* Number of high school students registered in the high school certification system at year end.



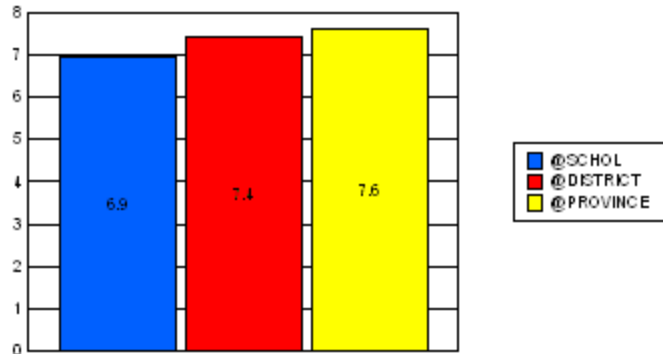
Early School Leaver Report 2002-03 to 2003-04

District 2 - Western

#086 - Gros Morne Academy, Rocky Harbour

	*[N=72] School		*[N=4,773] District		*[N=24,735] Province	
	<u>Number</u>	<u>% of Total</u>	<u>Number</u>	<u>% of Total</u>	<u>Number</u>	<u>% of Total</u>
Dropout	4	5.6%	176	3.7%	1,065	4.3%
Unknown	0	0.0%	139	2.9%	596	2.4%
Other	1	1.4%	39	0.8%	221	0.9%
Total	5	6.9%	354	7.4%	1,882	7.6%

School Dropout Rate = 6.9 - - - -> $(5/72*100\%)$
District Dropout Rate = 7.4 - - - -> $(354/4,773*100\%)$
Provincial Dropout Rate = 7.6 - - - -> $(1,882/24,735*100\%)$



* Number of high school students registered in the high school certification system at year end.



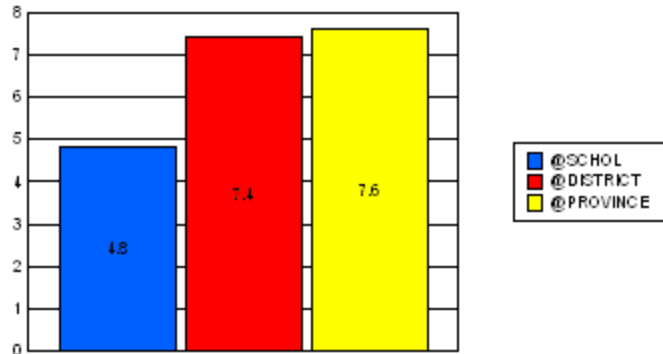
Early School Leaver Report 2002-03 to 2003-04

District 2 - Western

#088 - Main River Academy, Pollard's Point

	*[N=62] School		*[N=4,773] District		*[N=24,735] Province	
	<u>Number</u>	<u>% of Total</u>	<u>Number</u>	<u>% of Total</u>	<u>Number</u>	<u>% of Total</u>
Dropout	2	3.2%	176	3.7%	1,065	4.3%
Unknown	0	0.0%	139	2.9%	596	2.4%
Other	1	1.6%	39	0.8%	221	0.9%
Total	3	4.8%	354	7.4%	1,882	7.6%

School Dropout Rate = 4.8 - - - -> $(3/62*100\%)$
 District Dropout Rate = 7.4 - - - -> $(354/4,773*100\%)$
 Provincial Dropout Rate = 7.6 - - - -> $(1,882/24,735*100\%)$



* Number of high school students registered in the high school certification system at year end.



Early School Leaver Report 2002-03 to 2003-04

District 2 - Western

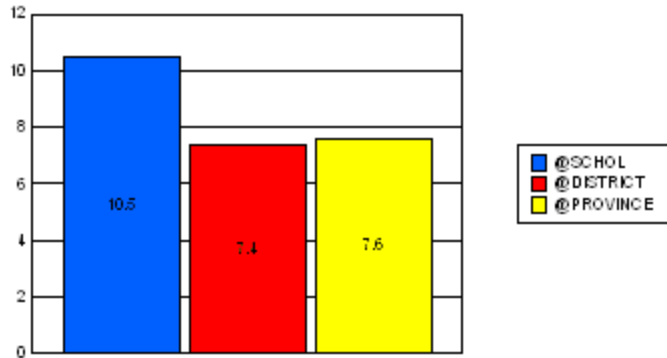
#089 - Jakeman All Grade, Trout River

	*[N=38] School		*[N=4,773] District		*[N=24,735] Province	
	<u>Number</u>	<u>% of Total</u>	<u>Number</u>	<u>% of Total</u>	<u>Number</u>	<u>% of Total</u>
Dropout	3	7.9%	176	3.7%	1,065	4.3%
Unknown	0	0.0%	139	2.9%	596	2.4%
Other	1	2.6%	39	0.8%	221	0.9%
Total	4	10.5%	354	7.4%	1,882	7.6%

School Dropout Rate = 10.5 - - - -> $(4/38*100\%)$

District Dropout Rate = 7.4 - - - -> $(354/4,773*100\%)$

Provincial Dropout Rate = 7.6 - - - -> $(1,882/24,735*100\%)$



* Number of high school students registered in the high school certification system at year end.



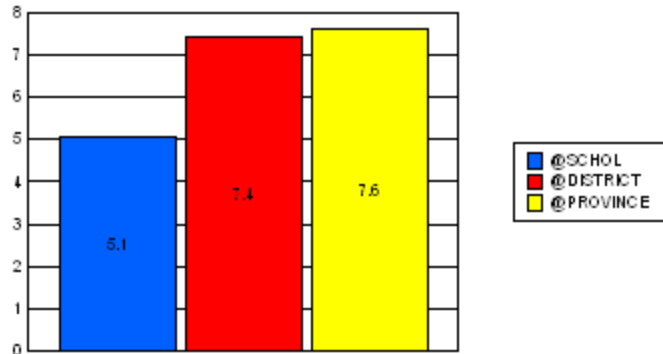
Early School Leaver Report 2002-03 to 2003-04

District 2 - Western

#091 - Burgeo Academy, Burgeo

	*[N=99] School		*[N=4,773] District		*[N=24,735] Province	
	<u>Number</u>	<u>% of Total</u>	<u>Number</u>	<u>% of Total</u>	<u>Number</u>	<u>% of Total</u>
Dropout	4	4.0%	176	3.7%	1,065	4.3%
Unknown	1	1.0%	139	2.9%	596	2.4%
Other	0	0.0%	39	0.8%	221	0.9%
Total	5	5.1%	354	7.4%	1,882	7.6%

School Dropout Rate = 5.1 - - - -> $(5/99*100\%)$
 District Dropout Rate = 7.4 - - - -> $(354/4,773*100\%)$
 Provincial Dropout Rate = 7.6 - - - -> $(1,882/24,735*100\%)$



* Number of high school students registered in the high school certification system at year end.



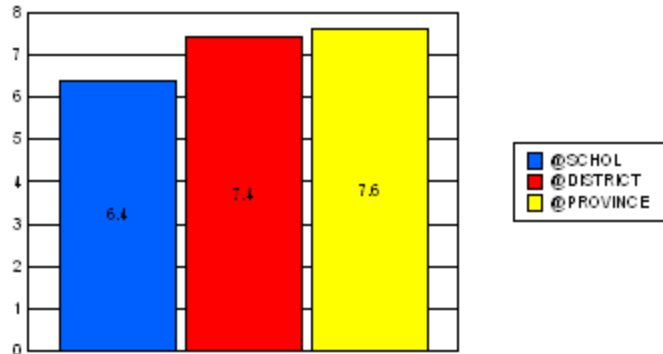
Early School Leaver Report 2002-03 to 2003-04

District 2 - Western

#099 - St. James Regional High School, Channel-Port Aux Bas

	*[N=234] School		*[N=4,773] District		*[N=24,735] Province	
	<u>Number</u>	<u>% of Total</u>	<u>Number</u>	<u>% of Total</u>	<u>Number</u>	<u>% of Total</u>
Dropout	6	2.6%	176	3.7%	1,065	4.3%
Unknown	6	2.6%	139	2.9%	596	2.4%
Other	3	1.3%	39	0.8%	221	0.9%
Total	15	6.4%	354	7.4%	1,882	7.6%

School Dropout Rate = 6.4 - - - -> $(15/234*100\%)$
District Dropout Rate = 7.4 - - - -> $(354/4,773*100\%)$
Provincial Dropout Rate = 7.6 - - - -> $(1,882/24,735*100\%)$



* Number of high school students registered in the high school certification system at year end.



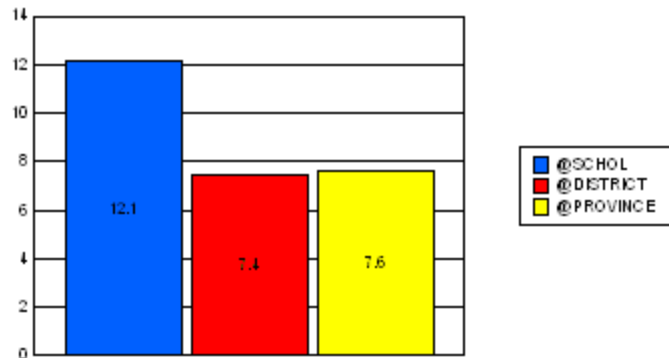
Early School Leaver Report 2002-03 to 2003-04

District 2 - Western

#110 - Piccadilly Central High, Piccadilly

	*[N=173] School		*[N=4,773] District		*[N=24,735] Province	
	<u>Number</u>	<u>% of Total</u>	<u>Number</u>	<u>% of Total</u>	<u>Number</u>	<u>% of Total</u>
Dropout	8	4.6%	176	3.7%	1,065	4.3%
Unknown	8	4.6%	139	2.9%	596	2.4%
Other	5	2.9%	39	0.8%	221	0.9%
Total	21	12.1%	354	7.4%	1,882	7.6%

School Dropout Rate = 12.1 - - - -> $(21/173*100\%)$
District Dropout Rate = 7.4 - - - -> $(354/4,773*100\%)$
Provincial Dropout Rate = 7.6 - - - -> $(1,882/24,735*100\%)$



* Number of high school students registered in the high school certification system at year end.



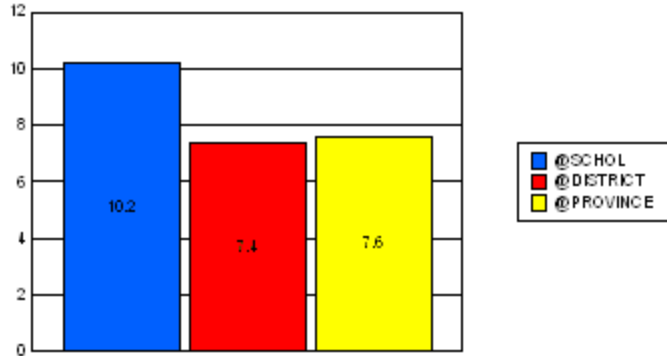
Early School Leaver Report 2002-03 to 2003-04

District 2 - Western

#116 - Appalachia High School, St. George's

	*[N=293] School		*[N=4,773] District		*[N=24,735] Province	
	<u>Number</u>	<u>% of Total</u>	<u>Number</u>	<u>% of Total</u>	<u>Number</u>	<u>% of Total</u>
Dropout	14	4.8%	176	3.7%	1,065	4.3%
Unknown	13	4.4%	139	2.9%	596	2.4%
Other	3	1.0%	39	0.8%	221	0.9%
Total	30	10.2%	354	7.4%	1,882	7.6%

School Dropout Rate = 10.2 - - - -> $(30/293*100\%)$
 District Dropout Rate = 7.4 - - - -> $(354/4,773*100\%)$
 Provincial Dropout Rate = 7.6 - - - -> $(1,882/24,735*100\%)$



* Number of high school students registered in the high school certification system at year end.



Early School Leaver Report 2002-03 to 2003-04

District 2 - Western

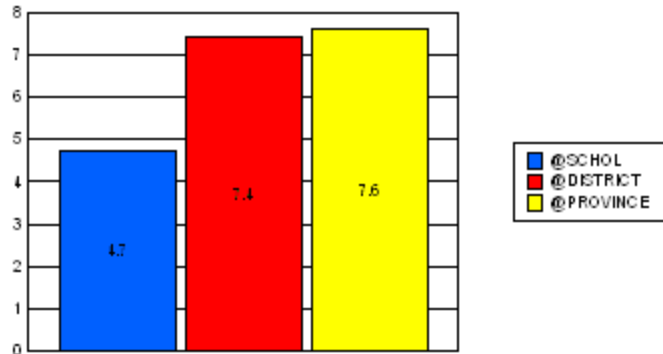
#119 - Stephenville High, Stephenville

	*[N=486] School		*[N=4,773] District		*[N=24,735] Province	
	<u>Number</u>	<u>% of Total</u>	<u>Number</u>	<u>% of Total</u>	<u>Number</u>	<u>% of Total</u>
Dropout	12	2.5%	176	3.7%	1,065	4.3%
Unknown	9	1.9%	139	2.9%	596	2.4%
Other	2	0.4%	39	0.8%	221	0.9%
Total	23	4.7%	354	7.4%	1,882	7.6%

School Dropout Rate = 4.7 - - - -> $(23/486*100\%)$

District Dropout Rate = 7.4 - - - -> $(354/4,773*100\%)$

Provincial Dropout Rate = 7.6 - - - -> $(1,882/24,735*100\%)$



* Number of high school students registered in the high school certification system at year end.



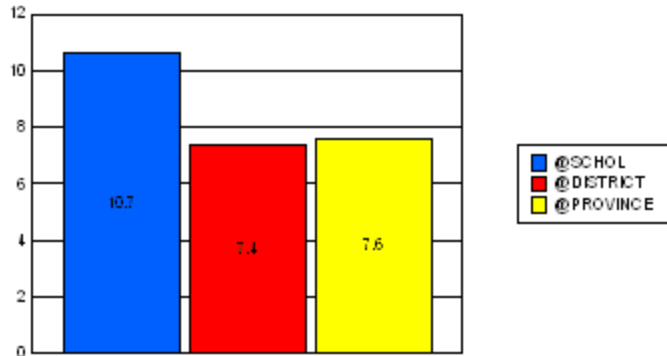
Early School Leaver Report 2002-03 to 2003-04

District 2 - Western

#387 - Bayview Regional Collegiate, St. Lunaire

	*[N=103] School		*[N=4,773] District		*[N=24,735] Province	
	<u>Number</u>	<u>% of Total</u>	<u>Number</u>	<u>% of Total</u>	<u>Number</u>	<u>% of Total</u>
Dropout	11	10.7%	176	3.7%	1,065	4.3%
Unknown	0	0.0%	139	2.9%	596	2.4%
Other	0	0.0%	39	0.8%	221	0.9%
Total	11	10.7%	354	7.4%	1,882	7.6%

School Dropout Rate = 10.7 - - - -> $(11/103*100\%)$
 District Dropout Rate = 7.4 - - - -> $(354/4,773*100\%)$
 Provincial Dropout Rate = 7.6 - - - -> $(1,882/24,735*100\%)$



* Number of high school students registered in the high school certification system at year end.



Early School Leaver Report 2002-03 to 2003-04

District 2 - Western

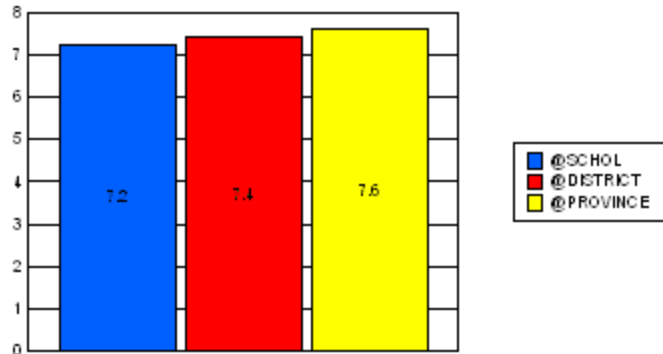
#388 - Cow Head School Complex, Cow Head

	*[N=69] School		*[N=4,773] District		*[N=24,735] Province	
	<u>Number</u>	<u>% of Total</u>	<u>Number</u>	<u>% of Total</u>	<u>Number</u>	<u>% of Total</u>
Dropout	5	7.2%	176	3.7%	1,065	4.3%
Unknown	0	0.0%	139	2.9%	596	2.4%
Other	0	0.0%	39	0.8%	221	0.9%
Total	5	7.2%	354	7.4%	1,882	7.6%

School Dropout Rate = 7.2 - - - -> $(5/69*100\%)$

District Dropout Rate = 7.4 - - - -> $(354/4,773*100\%)$

Provincial Dropout Rate = 7.6 - - - -> $(1,882/24,735*100\%)$



* Number of high school students registered in the high school certification system at year end.



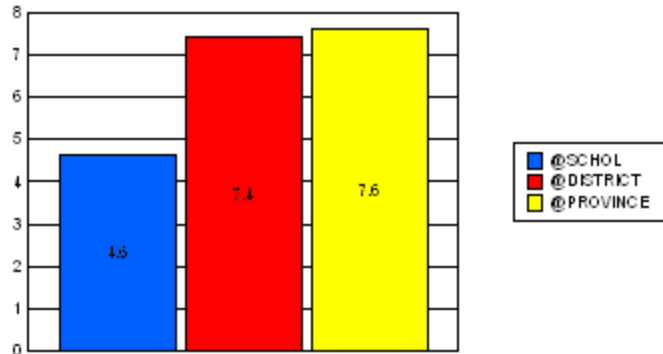
Early School Leaver Report 2002-03 to 2003-04

District 2 - Western

#390 - Elwood High School, Deer Lake

	*[N=345] School		*[N=4,773] District		*[N=24,735] Province	
	<u>Number</u>	<u>% of Total</u>	<u>Number</u>	<u>% of Total</u>	<u>Number</u>	<u>% of Total</u>
Dropout	5	1.4%	176	3.7%	1,065	4.3%
Unknown	8	2.3%	139	2.9%	596	2.4%
Other	3	0.9%	39	0.8%	221	0.9%
Total	16	4.6%	354	7.4%	1,882	7.6%

School Dropout Rate = 4.6 - - - -> $(16/345*100\%)$
District Dropout Rate = 7.4 - - - -> $(354/4,773*100\%)$
Provincial Dropout Rate = 7.6 - - - -> $(1,882/24,735*100\%)$



* Number of high school students registered in the high school certification system at year end.



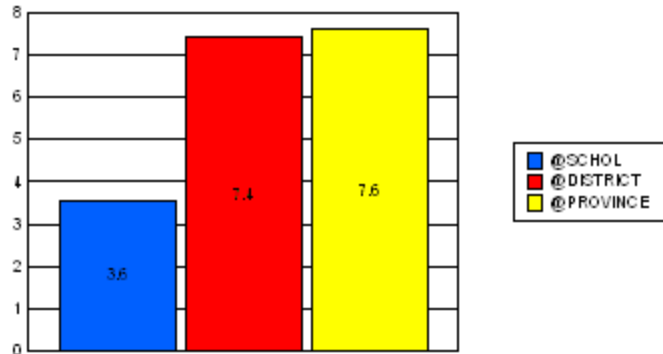
Early School Leaver Report 2002-03 to 2003-04

District 2 - Western

#393 - Bonne Bay Academy, Woody Point

	*[N=28] School		*[N=4,773] District		*[N=24,735] Province	
	<u>Number</u>	<u>% of Total</u>	<u>Number</u>	<u>% of Total</u>	<u>Number</u>	<u>% of Total</u>
Dropout	1	3.6%	176	3.7%	1,065	4.3%
Unknown	0	0.0%	139	2.9%	596	2.4%
Other	0	0.0%	39	0.8%	221	0.9%
Total	1	3.6%	354	7.4%	1,882	7.6%

School Dropout Rate = 3.6 ----> $(1/28*100\%)$
 District Dropout Rate = 7.4 ----> $(354/4,773*100\%)$
 Provincial Dropout Rate = 7.6 ----> $(1,882/24,735*100\%)$



* Number of high school students registered in the high school certification system at year end.



Early School Leaver Report 2002-03 to 2003-04

District 2 - Western

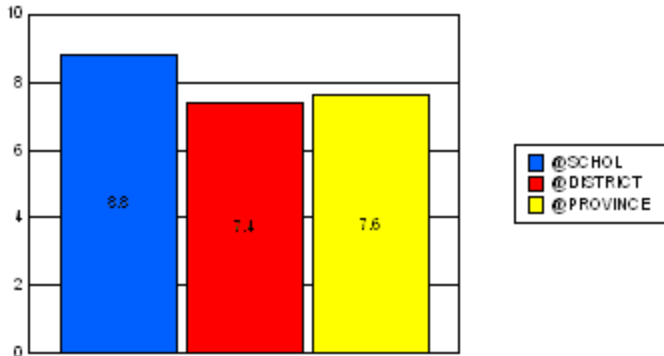
#394 - E.A. Butler, McKay's

	*[N=68] School		*[N=4,773] District		*[N=24,735] Province	
	<u>Number</u>	<u>% of Total</u>	<u>Number</u>	<u>% of Total</u>	<u>Number</u>	<u>% of Total</u>
Dropout	1	1.5%	176	3.7%	1,065	4.3%
Unknown	5	7.4%	139	2.9%	596	2.4%
Other	0	0.0%	39	0.8%	221	0.9%
Total	6	8.8%	354	7.4%	1,882	7.6%

School Dropout Rate = 8.8 - - - -> $(6/68*100\%)$

District Dropout Rate = 7.4 - - - -> $(354/4,773*100\%)$

Provincial Dropout Rate = 7.6 - - - -> $(1,882/24,735*100\%)$



* Number of high school students registered in the high school certification system at year end.



Early School Leaver Report 2002-03 to 2003-04

District 2 - Western

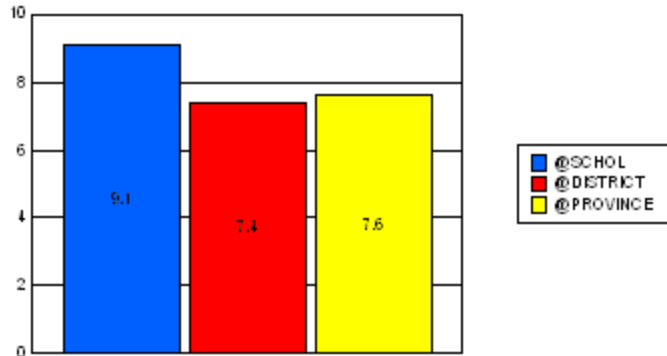
#397 - Belanger Memorial School, Upper Ferry

	*[N=88] School		*[N=4,773] District		*[N=24,735] Province	
	<u>Number</u>	<u>% of Total</u>	<u>Number</u>	<u>% of Total</u>	<u>Number</u>	<u>% of Total</u>
Dropout	5	5.7%	176	3.7%	1,065	4.3%
Unknown	0	0.0%	139	2.9%	596	2.4%
Other	3	3.4%	39	0.8%	221	0.9%
Total	8	9.1%	354	7.4%	1,882	7.6%

School Dropout Rate = 9.1 - - - -> $(8/88*100\%)$

District Dropout Rate = 7.4 - - - -> $(354/4,773*100\%)$

Provincial Dropout Rate = 7.6 - - - -> $(1,882/24,735*100\%)$



* Number of high school students registered in the high school certification system at year end.



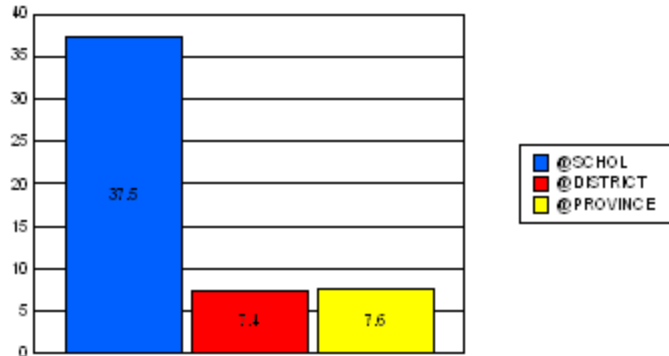
Early School Leaver Report 2002-03 to 2003-04

District 2 - Western

#463 - Pathfinder/Directions Alternative School, Stephenville

	*[N=16] School		*[N=4,773] District		*[N=24,735] Province	
	<u>Number</u>	<u>% of Total</u>	<u>Number</u>	<u>% of Total</u>	<u>Number</u>	<u>% of Total</u>
Dropout	5	31.3%	176	3.7%	1,065	4.3%
Unknown	1	6.3%	139	2.9%	596	2.4%
Other	0	0.0%	39	0.8%	221	0.9%
Total	6	37.5%	354	7.4%	1,882	7.6%

School Dropout Rate = 37.5 - - - -> $(6/16*100\%)$
 District Dropout Rate = 7.4 - - - -> $(354/4,773*100\%)$
 Provincial Dropout Rate = 7.6 - - - -> $(1,882/24,735*100\%)$



* Number of high school students registered in the high school certification system at year end.



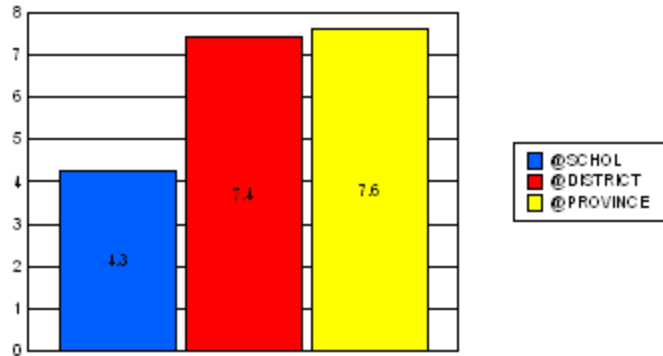
Early School Leaver Report 2002-03 to 2003-04

District 2 - Western

#474 - Cloud River Academy, Roddickton

	*[N=94] School		*[N=4,773] District		*[N=24,735] Province	
	<u>Number</u>	<u>% of Total</u>	<u>Number</u>	<u>% of Total</u>	<u>Number</u>	<u>% of Total</u>
Dropout	2	2.1%	176	3.7%	1,065	4.3%
Unknown	2	2.1%	139	2.9%	596	2.4%
Other	0	0.0%	39	0.8%	221	0.9%
Total	4	4.3%	354	7.4%	1,882	7.6%

School Dropout Rate = 4.3 - - - -> $(4/94*100\%)$
 District Dropout Rate = 7.4 - - - -> $(354/4,773*100\%)$
 Provincial Dropout Rate = 7.6 - - - -> $(1,882/24,735*100\%)$



* Number of high school students registered in the high school certification system at year end.



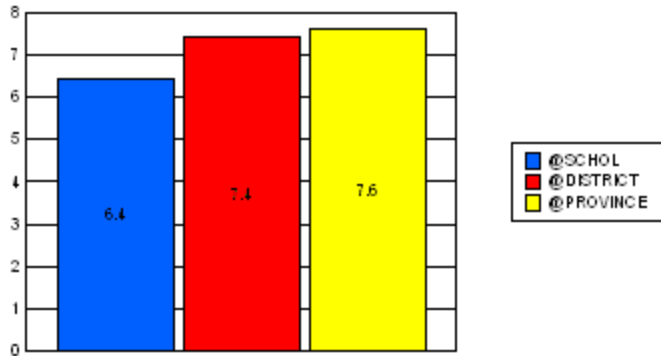
Early School Leaver Report 2002-03 to 2003-04

District 2 - Western

#475 - Viking Trail Academy, Plum Point

	*[N=140] School		*[N=4,773] District		*[N=24,735] Province	
	<u>Number</u>	<u>% of Total</u>	<u>Number</u>	<u>% of Total</u>	<u>Number</u>	<u>% of Total</u>
Dropout	8	5.7%	176	3.7%	1,065	4.3%
Unknown	1	0.7%	139	2.9%	596	2.4%
Other	0	0.0%	39	0.8%	221	0.9%
Total	9	6.4%	354	7.4%	1,882	7.6%

School Dropout Rate = 6.4 - - - -> $(9/140*100\%)$
 District Dropout Rate = 7.4 - - - -> $(354/4,773*100\%)$
 Provincial Dropout Rate = 7.6 - - - -> $(1,882/24,735*100\%)$



* Number of high school students registered in the high school certification system at year end.



Early School Leaver Report 2002-03 to 2003-04

District 3 - Nova Central

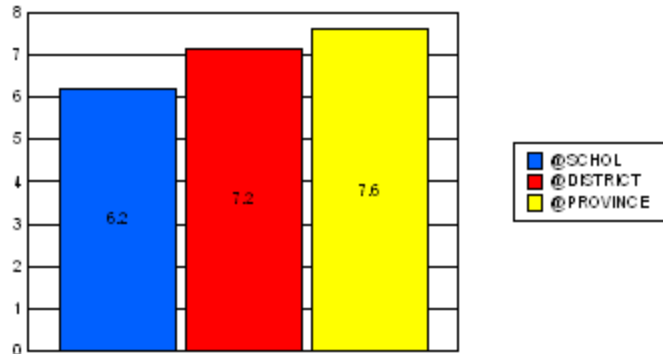
#125 - Baie Verte High School, Baie Verte

	*[N=225] School		*[N=5,041] District		*[N=24,735] Province	
	<u>Number</u>	<u>% of Total</u>	<u>Number</u>	<u>% of Total</u>	<u>Number</u>	<u>% of Total</u>
Dropout	8	3.6%	229	4.5%	1,065	4.3%
Unknown	1	0.4%	95	1.9%	596	2.4%
Other	5	2.2%	37	0.7%	221	0.9%
Total	14	6.2%	361	7.2%	1,882	7.6%

School Dropout Rate = 6.2 - - - -> $(14/225*100\%)$

District Dropout Rate = 7.2 - - - -> $(361/5,041*100\%)$

Provincial Dropout Rate = 7.6 - - - -> $(1,882/24,735*100\%)$



* Number of high school students registered in the high school certification system at year end.



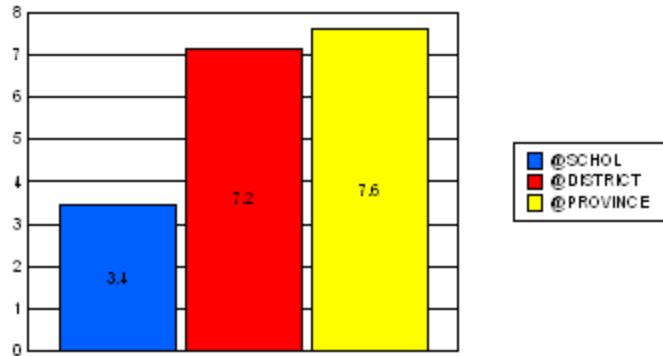
Early School Leaver Report 2002-03 to 2003-04

District 3 - Nova Central

#128 - Long Island Academy, Beaumont

	*[N=29] School		*[N=5,041] District		*[N=24,735] Province	
	<u>Number</u>	<u>% of Total</u>	<u>Number</u>	<u>% of Total</u>	<u>Number</u>	<u>% of Total</u>
Dropout	0	0.0%	229	4.5%	1,065	4.3%
Unknown	0	0.0%	95	1.9%	596	2.4%
Other	1	3.4%	37	0.7%	221	0.9%
Total	1	3.4%	361	7.2%	1,882	7.6%

School Dropout Rate = 3.4 - - - -> $(1/29*100\%)$
 District Dropout Rate = 7.2 - - - -> $(361/5,041*100\%)$
 Provincial Dropout Rate = 7.6 - - - -> $(1,882/24,735*100\%)$



* Number of high school students registered in the high school certification system at year end.



Early School Leaver Report 2002-03 to 2003-04

District 3 - Nova Central

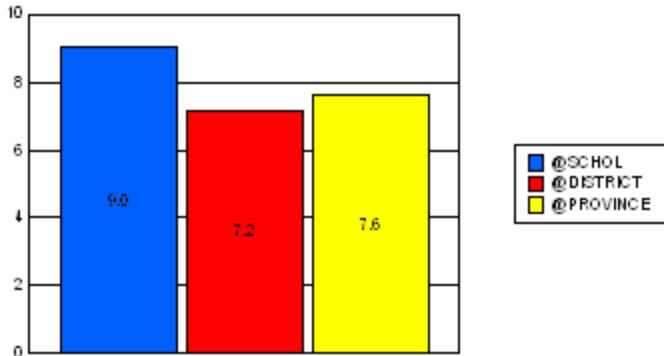
#132 - Botwood Collegiate, Botwood

	*[N=199] School		*[N=5,041] District		*[N=24,735] Province	
	<u>Number</u>	<u>% of Total</u>	<u>Number</u>	<u>% of Total</u>	<u>Number</u>	<u>% of Total</u>
Dropout	15	7.5%	229	4.5%	1,065	4.3%
Unknown	2	1.0%	95	1.9%	596	2.4%
Other	1	0.5%	37	0.7%	221	0.9%
Total	18	9.0%	361	7.2%	1,882	7.6%

School Dropout Rate = 9.0 - - - -> $(18/199*100\%)$

District Dropout Rate = 7.2 - - - -> $(361/5,041*100\%)$

Provincial Dropout Rate = 7.6 - - - -> $(1,882/24,735*100\%)$



* Number of high school students registered in the high school certification system at year end.



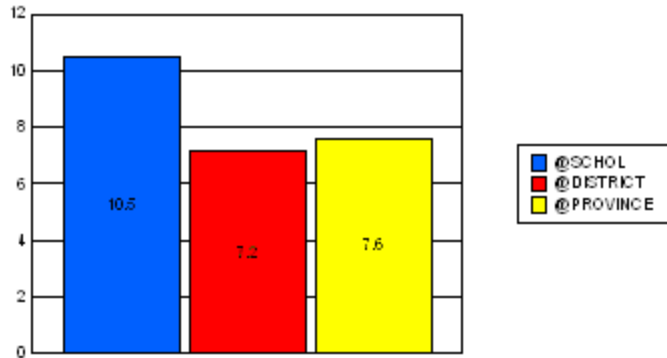
Early School Leaver Report 2002-03 to 2003-04

District 3 - Nova Central

#138 - Victoria Academy, Gaultois

	*[N=19] School		*[N=5,041] District		*[N=24,735] Province	
	<u>Number</u>	<u>% of Total</u>	<u>Number</u>	<u>% of Total</u>	<u>Number</u>	<u>% of Total</u>
Dropout	1	5.3%	229	4.5%	1,065	4.3%
Unknown	0	0.0%	95	1.9%	596	2.4%
Other	1	5.3%	37	0.7%	221	0.9%
Total	2	10.5%	361	7.2%	1,882	7.6%

School Dropout Rate = 10.5 ----> $(2/19*100\%)$
 District Dropout Rate = 7.2 ----> $(361/5,041*100\%)$
 Provincial Dropout Rate = 7.6 ----> $(1,882/24,735*100\%)$



* Number of high school students registered in the high school certification system at year end.



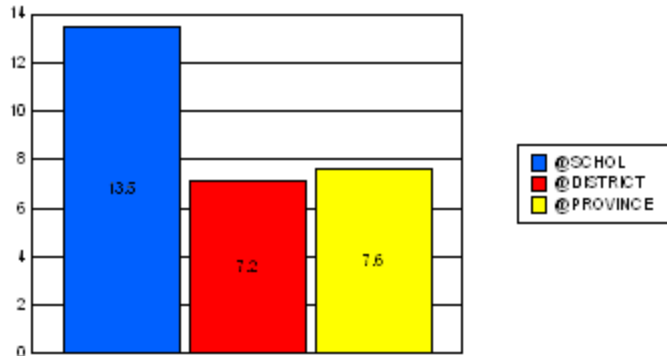
Early School Leaver Report 2002-03 to 2003-04

District 3 - Nova Central

#141 - Exploits Valley High - Maple, Grand Falls-Windsor

	*[N=274] School		*[N=5,041] District		*[N=24,735] Province	
	<u>Number</u>	<u>% of Total</u>	<u>Number</u>	<u>% of Total</u>	<u>Number</u>	<u>% of Total</u>
Dropout	34	12.4%	229	4.5%	1,065	4.3%
Unknown	2	0.7%	95	1.9%	596	2.4%
Other	1	0.4%	37	0.7%	221	0.9%
Total	37	13.5%	361	7.2%	1,882	7.6%

School Dropout Rate = 13.5 - - - -> $(37/274*100\%)$
 District Dropout Rate = 7.2 - - - -> $(361/5,041*100\%)$
 Provincial Dropout Rate = 7.6 - - - -> $(1,882/24,735*100\%)$



* Number of high school students registered in the high school certification system at year end.



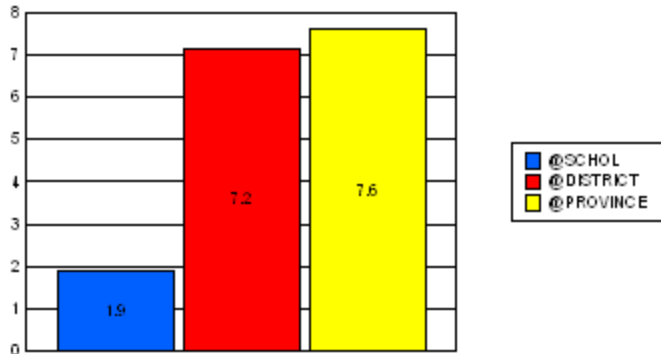
Early School Leaver Report 2002-03 to 2003-04

District 3 - Nova Central

#145 - Exploits Valley High - Greenwood, Grand Falls-Windsor

	*[N=532] School		*[N=5,041] District		*[N=24,735] Province	
	<u>Number</u>	<u>% of Total</u>	<u>Number</u>	<u>% of Total</u>	<u>Number</u>	<u>% of Total</u>
Dropout	6	1.1%	229	4.5%	1,065	4.3%
Unknown	2	0.4%	95	1.9%	596	2.4%
Other	2	0.4%	37	0.7%	221	0.9%
Total	10	1.9%	361	7.2%	1,882	7.6%

School Dropout Rate = 1.9 ---> $(10/532*100\%)$
 District Dropout Rate = 7.2 ---> $(361/5,041*100\%)$
 Provincial Dropout Rate = 7.6 ---> $(1,882/24,735*100\%)$



* Number of high school students registered in the high school certification system at year end.



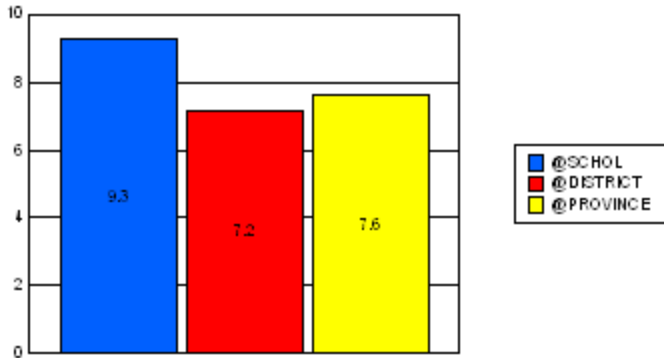
Early School Leaver Report 2002-03 to 2003-04

District 3 - Nova Central

#149 - King Academy, Harbour Breton

	*[N=97] School		*[N=5,041] District		*[N=24,735] Province	
	<u>Number</u>	<u>% of Total</u>	<u>Number</u>	<u>% of Total</u>	<u>Number</u>	<u>% of Total</u>
Dropout	7	7.2%	229	4.5%	1,065	4.3%
Unknown	0	0.0%	95	1.9%	596	2.4%
Other	2	2.1%	37	0.7%	221	0.9%
Total	9	9.3%	361	7.2%	1,882	7.6%

School Dropout Rate = 9.3 - - - -> $(9/97*100\%)$
 District Dropout Rate = 7.2 - - - -> $(361/5,041*100\%)$
 Provincial Dropout Rate = 7.6 - - - -> $(1,882/24,735*100\%)$



* Number of high school students registered in the high school certification system at year end.



Early School Leaver Report 2002-03 to 2003-04

District 3 - Nova Central

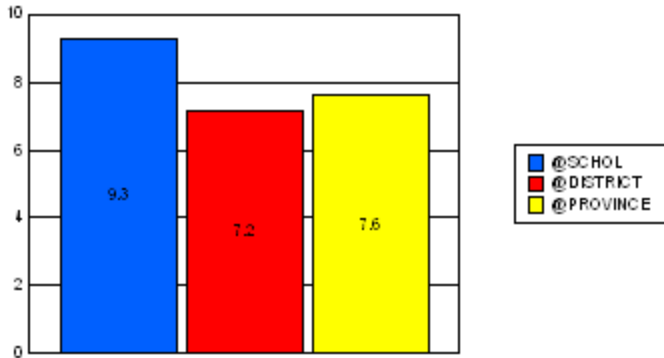
#151 - John Watkins Academy, Hermitage

	*[N=43] School		*[N=5,041] District		*[N=24,735] Province	
	<u>Number</u>	<u>% of Total</u>	<u>Number</u>	<u>% of Total</u>	<u>Number</u>	<u>% of Total</u>
Dropout	0	0.0%	229	4.5%	1,065	4.3%
Unknown	4	9.3%	95	1.9%	596	2.4%
Other	0	0.0%	37	0.7%	221	0.9%
Total	4	9.3%	361	7.2%	1,882	7.6%

School Dropout Rate = 9.3 - - - -> $(4/43*100\%)$

District Dropout Rate = 7.2 - - - -> $(361/5,041*100\%)$

Provincial Dropout Rate = 7.6 - - - -> $(1,882/24,735*100\%)$



* Number of high school students registered in the high school certification system at year end.



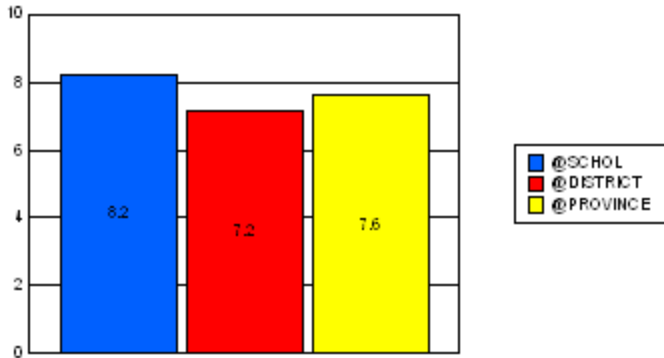
Early School Leaver Report 2002-03 to 2003-04

District 3 - Nova Central

#152 - Valmont Academy, King's Point

	*[N=73] School		*[N=5,041] District		*[N=24,735] Province	
	<u>Number</u>	<u>% of Total</u>	<u>Number</u>	<u>% of Total</u>	<u>Number</u>	<u>% of Total</u>
Dropout	0	0.0%	229	4.5%	1,065	4.3%
Unknown	3	4.1%	95	1.9%	596	2.4%
Other	3	4.1%	37	0.7%	221	0.9%
Total	6	8.2%	361	7.2%	1,882	7.6%

School Dropout Rate = 8.2 - - - -> $(6/73*100\%)$
 District Dropout Rate = 7.2 - - - -> $(361/5,041*100\%)$
 Provincial Dropout Rate = 7.6 - - - -> $(1,882/24,735*100\%)$



* Number of high school students registered in the high school certification system at year end.



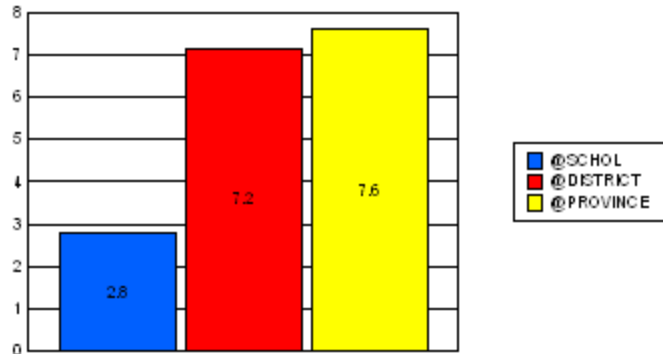
Early School Leaver Report 2002-03 to 2003-04

District 3 - Nova Central

#153 - Cape John Collegiate, La Scie

	*[N=108] School		*[N=5,041] District		*[N=24,735] Province	
	<u>Number</u>	<u>% of Total</u>	<u>Number</u>	<u>% of Total</u>	<u>Number</u>	<u>% of Total</u>
Dropout	3	2.8%	229	4.5%	1,065	4.3%
Unknown	0	0.0%	95	1.9%	596	2.4%
Other	0	0.0%	37	0.7%	221	0.9%
Total	3	2.8%	361	7.2%	1,882	7.6%

School Dropout Rate = 2.8 - - - -> $(3/108*100\%)$
 District Dropout Rate = 7.2 - - - -> $(361/5,041*100\%)$
 Provincial Dropout Rate = 7.6 - - - -> $(1,882/24,735*100\%)$



* Number of high school students registered in the high school certification system at year end.



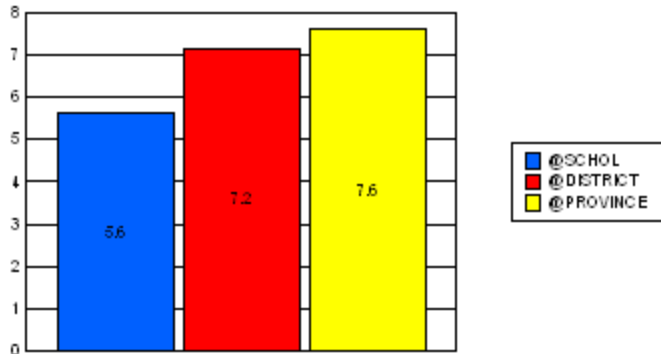
Early School Leaver Report 2002-03 to 2003-04

District 3 - Nova Central

#158 - MSB Regional Academy, Middle Arm

	*[N=89] School		*[N=5,041] District		*[N=24,735] Province	
	<u>Number</u>	<u>% of Total</u>	<u>Number</u>	<u>% of Total</u>	<u>Number</u>	<u>% of Total</u>
Dropout	0	0.0%	229	4.5%	1,065	4.3%
Unknown	5	5.6%	95	1.9%	596	2.4%
Other	0	0.0%	37	0.7%	221	0.9%
Total	5	5.6%	361	7.2%	1,882	7.6%

School Dropout Rate = 5.6 - - - -> $(5/89*100\%)$
 District Dropout Rate = 7.2 - - - -> $(361/5,041*100\%)$
 Provincial Dropout Rate = 7.6 - - - -> $(1,882/24,735*100\%)$



* Number of high school students registered in the high school certification system at year end.



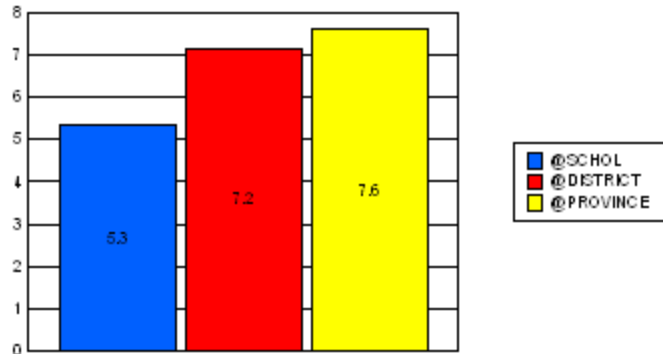
Early School Leaver Report 2002-03 to 2003-04

District 3 - Nova Central

#162 - Dorset Collegiate, Pilley's Island

	*[N=169] School		*[N=5,041] District		*[N=24,735] Province	
	<u>Number</u>	<u>% of Total</u>	<u>Number</u>	<u>% of Total</u>	<u>Number</u>	<u>% of Total</u>
Dropout	8	4.7%	229	4.5%	1,065	4.3%
Unknown	1	0.6%	95	1.9%	596	2.4%
Other	0	0.0%	37	0.7%	221	0.9%
Total	9	5.3%	361	7.2%	1,882	7.6%

School Dropout Rate = 5.3 - - - -> $(9/169*100\%)$
District Dropout Rate = 7.2 - - - -> $(361/5,041*100\%)$
Provincial Dropout Rate = 7.6 - - - -> $(1,882/24,735*100\%)$



* Number of high school students registered in the high school certification system at year end.



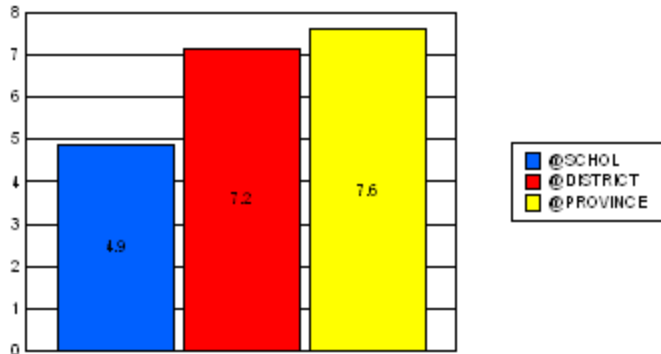
Early School Leaver Report 2002-03 to 2003-04

District 3 - Nova Central

#163 - Point Leamington Academy, Point Leamington

	*[N=82] School		*[N=5,041] District		*[N=24,735] Province	
	<u>Number</u>	<u>% of Total</u>	<u>Number</u>	<u>% of Total</u>	<u>Number</u>	<u>% of Total</u>
Dropout	0	0.0%	229	4.5%	1,065	4.3%
Unknown	4	4.9%	95	1.9%	596	2.4%
Other	0	0.0%	37	0.7%	221	0.9%
Total	4	4.9%	361	7.2%	1,882	7.6%

School Dropout Rate = 4.9 - - - -> $(4/82*100\%)$
 District Dropout Rate = 7.2 - - - -> $(361/5,041*100\%)$
 Provincial Dropout Rate = 7.6 - - - -> $(1,882/24,735*100\%)$



* Number of high school students registered in the high school certification system at year end.



Early School Leaver Report 2002-03 to 2003-04

District 3 - Nova Central

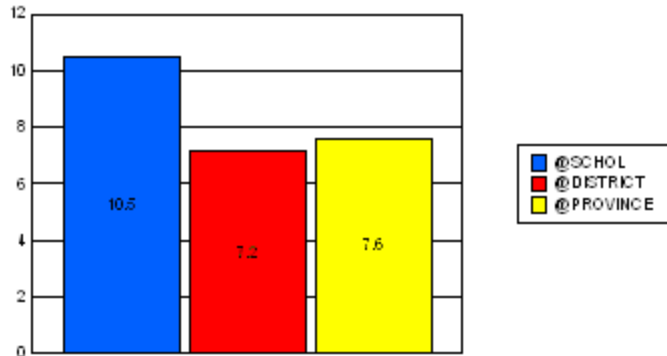
#165 - St. Stephen's AG, Rencontre East

	*[N=19] School		*[N=5,041] District		*[N=24,735] Province	
	<u>Number</u>	<u>% of Total</u>	<u>Number</u>	<u>% of Total</u>	<u>Number</u>	<u>% of Total</u>
Dropout	1	5.3%	229	4.5%	1,065	4.3%
Unknown	0	0.0%	95	1.9%	596	2.4%
Other	1	5.3%	37	0.7%	221	0.9%
Total	2	10.5%	361	7.2%	1,882	7.6%

School Dropout Rate = 10.5 - - - -> $(2/19*100\%)$

District Dropout Rate = 7.2 - - - -> $(361/5,041*100\%)$

Provincial Dropout Rate = 7.6 - - - -> $(1,882/24,735*100\%)$



* Number of high school students registered in the high school certification system at year end.



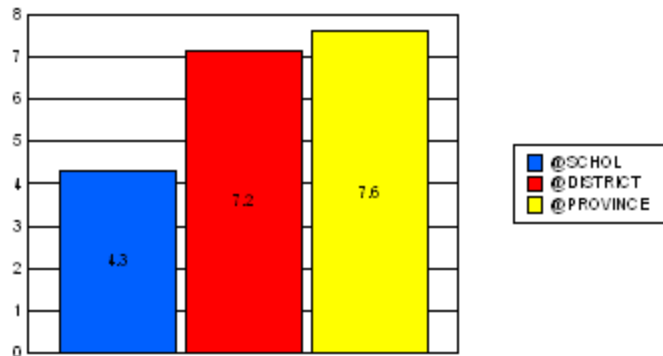
Early School Leaver Report 2002-03 to 2003-04

District 3 - Nova Central

#171 - Indian River High School, Springdale

	*[N=185] School		*[N=5,041] District		*[N=24,735] Province	
	<u>Number</u>	<u>% of Total</u>	<u>Number</u>	<u>% of Total</u>	<u>Number</u>	<u>% of Total</u>
Dropout	8	4.3%	229	4.5%	1,065	4.3%
Unknown	0	0.0%	95	1.9%	596	2.4%
Other	0	0.0%	37	0.7%	221	0.9%
Total	8	4.3%	361	7.2%	1,882	7.6%

School Dropout Rate = 4.3 - - - -> $(8/185*100\%)$
District Dropout Rate = 7.2 - - - -> $(361/5,041*100\%)$
Provincial Dropout Rate = 7.6 - - - -> $(1,882/24,735*100\%)$



* Number of high school students registered in the high school certification system at year end.



Early School Leaver Report 2002-03 to 2003-04

District 3 - Nova Central

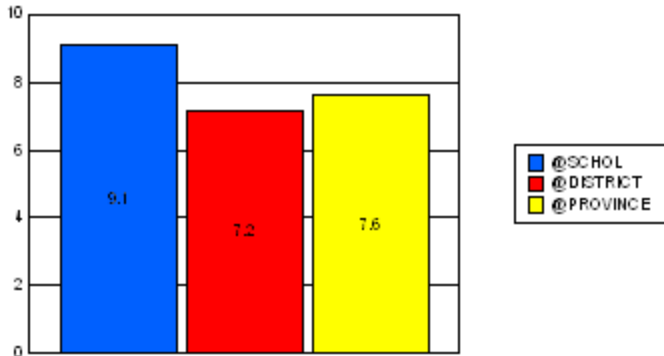
#174 - St. Peter's Academy, Westport

	*[N=33] School		*[N=5,041] District		*[N=24,735] Province	
	<u>Number</u>	<u>% of Total</u>	<u>Number</u>	<u>% of Total</u>	<u>Number</u>	<u>% of Total</u>
Dropout	1	3.0%	229	4.5%	1,065	4.3%
Unknown	2	6.1%	95	1.9%	596	2.4%
Other	0	0.0%	37	0.7%	221	0.9%
Total	3	9.1%	361	7.2%	1,882	7.6%

School Dropout Rate = 9.1 - - - -> $(3/33*100\%)$

District Dropout Rate = 7.2 - - - -> $(361/5,041*100\%)$

Provincial Dropout Rate = 7.6 - - - -> $(1,882/24,735*100\%)$



* Number of high school students registered in the high school certification system at year end.



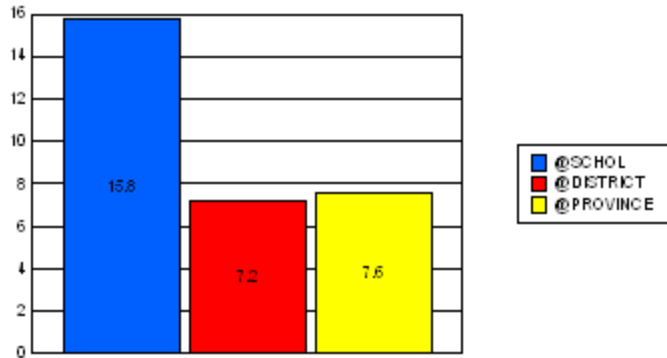
Early School Leaver Report 2002-03 to 2003-04

District 3 - Nova Central

#178 - Carmanville School Complex, Carmanville

	*[N=76] School		*[N=5,041] District		*[N=24,735] Province	
	<u>Number</u>	<u>% of Total</u>	<u>Number</u>	<u>% of Total</u>	<u>Number</u>	<u>% of Total</u>
Dropout	9	11.8%	229	4.5%	1,065	4.3%
Unknown	1	1.3%	95	1.9%	596	2.4%
Other	2	2.6%	37	0.7%	221	0.9%
Total	12	15.8%	361	7.2%	1,882	7.6%

School Dropout Rate = 15.8 - - - -> $(12/76*100\%)$
 District Dropout Rate = 7.2 - - - -> $(361/5,041*100\%)$
 Provincial Dropout Rate = 7.6 - - - -> $(1,882/24,735*100\%)$



* Number of high school students registered in the high school certification system at year end.



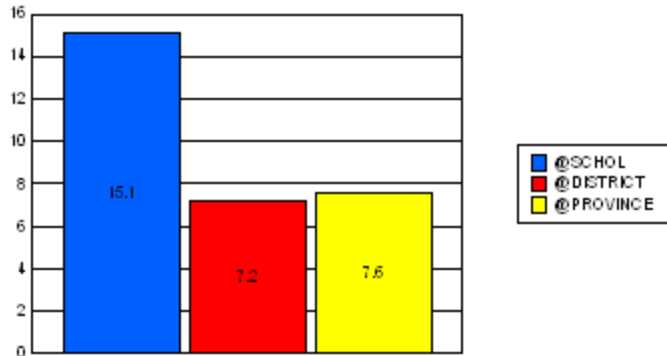
Early School Leaver Report 2002-03 to 2003-04

District 3 - Nova Central

#187 - Jane Collins Academy, Hare Bay

	*[N=172] School		*[N=5,041] District		*[N=24,735] Province	
	<u>Number</u>	<u>% of Total</u>	<u>Number</u>	<u>% of Total</u>	<u>Number</u>	<u>% of Total</u>
Dropout	19	11.0%	229	4.5%	1,065	4.3%
Unknown	7	4.1%	95	1.9%	596	2.4%
Other	0	0.0%	37	0.7%	221	0.9%
Total	26	15.1%	361	7.2%	1,882	7.6%

School Dropout Rate = 15.1 - - - -> $(26/172*100\%)$
District Dropout Rate = 7.2 - - - -> $(361/5,041*100\%)$
Provincial Dropout Rate = 7.6 - - - -> $(1,882/24,735*100\%)$



* Number of high school students registered in the high school certification system at year end.



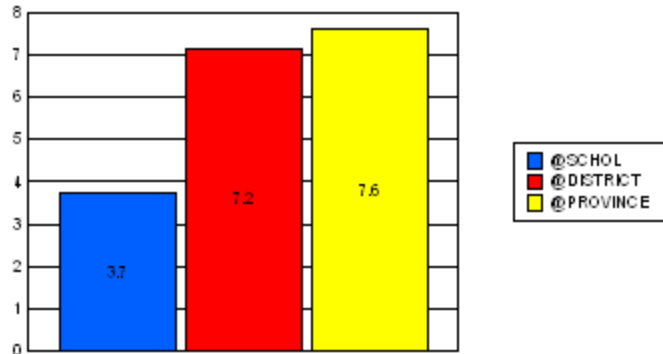
Early School Leaver Report 2002-03 to 2003-04

District 3 - Nova Central

#190 - Lewisporte Collegiate, Lewisporte

	*[N=375] School		*[N=5,041] District		*[N=24,735] Province	
	<u>Number</u>	<u>% of Total</u>	<u>Number</u>	<u>% of Total</u>	<u>Number</u>	<u>% of Total</u>
Dropout	13	3.5%	229	4.5%	1,065	4.3%
Unknown	1	0.3%	95	1.9%	596	2.4%
Other	0	0.0%	37	0.7%	221	0.9%
Total	14	3.7%	361	7.2%	1,882	7.6%

School Dropout Rate = 3.7 - - - -> $(14/375*100\%)$
 District Dropout Rate = 7.2 - - - -> $(361/5,041*100\%)$
 Provincial Dropout Rate = 7.6 - - - -> $(1,882/24,735*100\%)$



* Number of high school students registered in the high school certification system at year end.



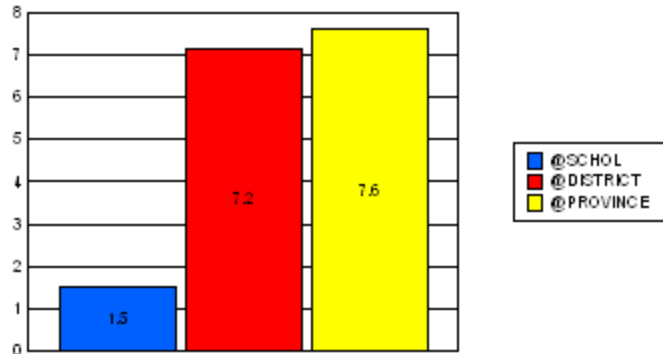
Early School Leaver Report 2002-03 to 2003-04

District 3 - Nova Central

#192 - Lumsden School Complex, Lumsden

	*[N=67] School		*[N=5,041] District		*[N=24,735] Province	
	<u>Number</u>	<u>% of Total</u>	<u>Number</u>	<u>% of Total</u>	<u>Number</u>	<u>% of Total</u>
Dropout	1	1.5%	229	4.5%	1,065	4.3%
Unknown	0	0.0%	95	1.9%	596	2.4%
Other	0	0.0%	37	0.7%	221	0.9%
Total	1	1.5%	361	7.2%	1,882	7.6%

School Dropout Rate = 1.5 ----> $(1/67*100\%)$
 District Dropout Rate = 7.2 ----> $(361/5,041*100\%)$
 Provincial Dropout Rate = 7.6 ----> $(1,882/24,735*100\%)$



* Number of high school students registered in the high school certification system at year end.



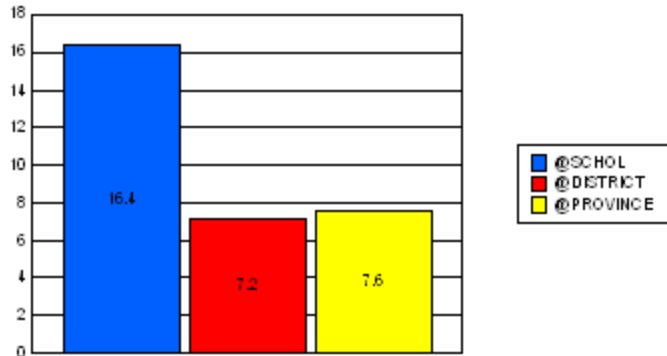
Early School Leaver Report 2002-03 to 2003-04

District 3 - Nova Central

#194 - Gill Memorial Academy, Musgrave Harbour

	*[N=67] School		*[N=5,041] District		*[N=24,735] Province	
	<u>Number</u>	<u>% of Total</u>	<u>Number</u>	<u>% of Total</u>	<u>Number</u>	<u>% of Total</u>
Dropout	5	7.5%	229	4.5%	1,065	4.3%
Unknown	6	9.0%	95	1.9%	596	2.4%
Other	0	0.0%	37	0.7%	221	0.9%
Total	11	16.4%	361	7.2%	1,882	7.6%

School Dropout Rate = 16.4 - - - -> $(11/67*100\%)$
District Dropout Rate = 7.2 - - - -> $(361/5,041*100\%)$
Provincial Dropout Rate = 7.6 - - - -> $(1,882/24,735*100\%)$



* Number of high school students registered in the high school certification system at year end.



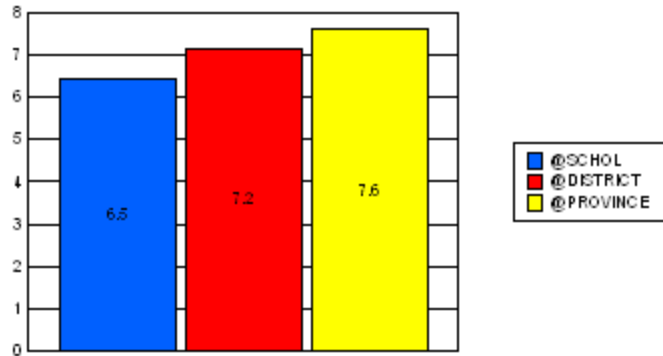
Early School Leaver Report 2002-03 to 2003-04

District 3 - Nova Central

#201 - J.M. Olds Collegiate, Twillingate

	*[N=124] School		*[N=5,041] District		*[N=24,735] Province	
	<u>Number</u>	<u>% of Total</u>	<u>Number</u>	<u>% of Total</u>	<u>Number</u>	<u>% of Total</u>
Dropout	5	4.0%	229	4.5%	1,065	4.3%
Unknown	1	0.8%	95	1.9%	596	2.4%
Other	2	1.6%	37	0.7%	221	0.9%
Total	8	6.5%	361	7.2%	1,882	7.6%

School Dropout Rate = 6.5 - - - -> $(8/124*100\%)$
 District Dropout Rate = 7.2 - - - -> $(361/5,041*100\%)$
 Provincial Dropout Rate = 7.6 - - - -> $(1,882/24,735*100\%)$



* Number of high school students registered in the high school certification system at year end.



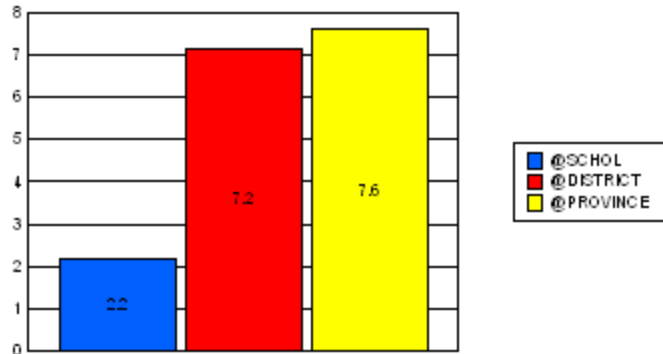
Early School Leaver Report 2002-03 to 2003-04

District 3 - Nova Central

#204 - Lester Pearson Memorial High, Wesleyville

	*[N=138] School		*[N=5,041] District		*[N=24,735] Province	
	<u>Number</u>	<u>% of Total</u>	<u>Number</u>	<u>% of Total</u>	<u>Number</u>	<u>% of Total</u>
Dropout	3	2.2%	229	4.5%	1,065	4.3%
Unknown	0	0.0%	95	1.9%	596	2.4%
Other	0	0.0%	37	0.7%	221	0.9%
Total	3	2.2%	361	7.2%	1,882	7.6%

School Dropout Rate = 2.2 ----> $(3/138 \times 100\%)$
 District Dropout Rate = 7.2 ----> $(361/5,041 \times 100\%)$
 Provincial Dropout Rate = 7.6 ----> $(1,882/24,735 \times 100\%)$



* Number of high school students registered in the high school certification system at year end.



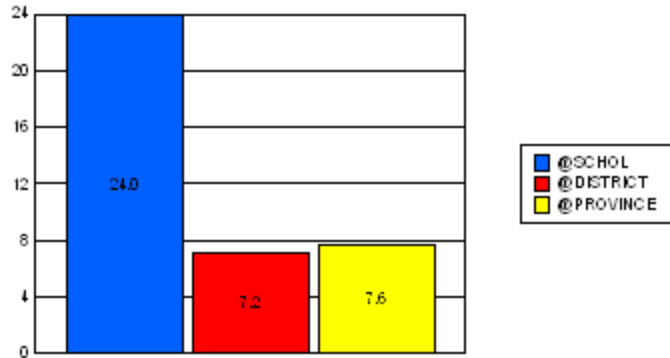
Early School Leaver Report 2002-03 to 2003-04

District 3 - Nova Central

#206 - Riverwood Academy, Wing's Point

	*[N=96] School		*[N=5,041] District		*[N=24,735] Province	
	<u>Number</u>	<u>% of Total</u>	<u>Number</u>	<u>% of Total</u>	<u>Number</u>	<u>% of Total</u>
Dropout	17	17.7%	229	4.5%	1,065	4.3%
Unknown	3	3.1%	95	1.9%	596	2.4%
Other	3	3.1%	37	0.7%	221	0.9%
Total	23	24.0%	361	7.2%	1,882	7.6%

School Dropout Rate = 24.0 - - - -> $(23/96*100\%)$
 District Dropout Rate = 7.2 - - - -> $(361/5,041*100\%)$
 Provincial Dropout Rate = 7.6 - - - -> $(1,882/24,735*100\%)$



* Number of high school students registered in the high school certification system at year end.



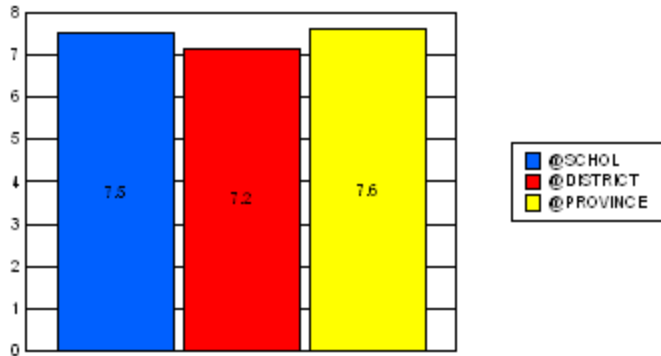
Early School Leaver Report 2002-03 to 2003-04

District 3 - Nova Central

#402 - Leo Burke Academy, Bishop's Falls

	*[N=173] School		*[N=5,041] District		*[N=24,735] Province	
	<u>Number</u>	<u>% of Total</u>	<u>Number</u>	<u>% of Total</u>	<u>Number</u>	<u>% of Total</u>
Dropout	10	5.8%	229	4.5%	1,065	4.3%
Unknown	1	0.6%	95	1.9%	596	2.4%
Other	2	1.2%	37	0.7%	221	0.9%
Total	13	7.5%	361	7.2%	1,882	7.6%

School Dropout Rate = 7.5 - - - -> $(13/173*100\%)$
 District Dropout Rate = 7.2 - - - -> $(361/5,041*100\%)$
 Provincial Dropout Rate = 7.6 - - - -> $(1,882/24,735*100\%)$



* Number of high school students registered in the high school certification system at year end.



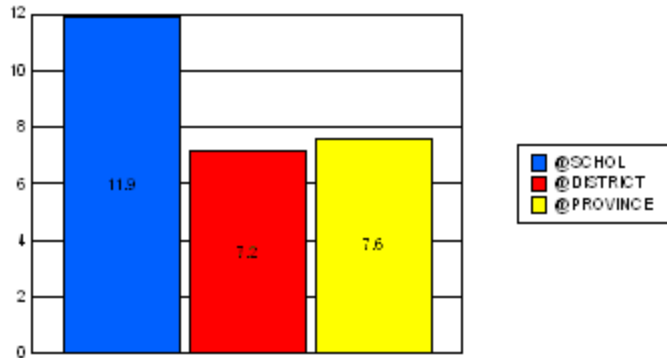
Early School Leaver Report 2002-03 to 2003-04

District 3 - Nova Central

#403 - Lakeside Academy, Buchans

	*[N=42] School		*[N=5,041] District		*[N=24,735] Province	
	<u>Number</u>	<u>% of Total</u>	<u>Number</u>	<u>% of Total</u>	<u>Number</u>	<u>% of Total</u>
Dropout	3	7.1%	229	4.5%	1,065	4.3%
Unknown	1	2.4%	95	1.9%	596	2.4%
Other	1	2.4%	37	0.7%	221	0.9%
Total	5	11.9%	361	7.2%	1,882	7.6%

School Dropout Rate = 11.9 - - - -> $(5/42*100\%)$
District Dropout Rate = 7.2 - - - -> $(361/5,041*100\%)$
Provincial Dropout Rate = 7.6 - - - -> $(1,882/24,735*100\%)$



* Number of high school students registered in the high school certification system at year end.



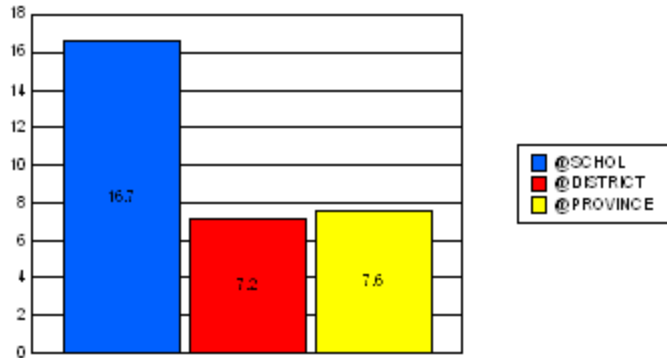
Early School Leaver Report 2002-03 to 2003-04

District 3 - Nova Central

#405 - Cottrell's Cove Academy, Cottrell's Cove

	*[N=12] School		*[N=5,041] District		*[N=24,735] Province	
	<u>Number</u>	<u>% of Total</u>	<u>Number</u>	<u>% of Total</u>	<u>Number</u>	<u>% of Total</u>
Dropout	0	0.0%	229	4.5%	1,065	4.3%
Unknown	0	0.0%	95	1.9%	596	2.4%
Other	2	16.7%	37	0.7%	221	0.9%
Total	2	16.7%	361	7.2%	1,882	7.6%

School Dropout Rate = 16.7 - - - -> $(2/12*100\%)$
 District Dropout Rate = 7.2 - - - -> $(361/5,041*100\%)$
 Provincial Dropout Rate = 7.6 - - - -> $(1,882/24,735*100\%)$



* Number of high school students registered in the high school certification system at year end.



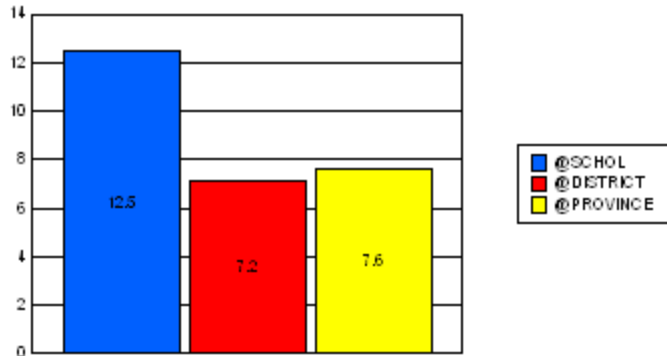
Early School Leaver Report 2002-03 to 2003-04

District 3 - Nova Central

#406 - Fitzgerald Academy, English Harbour West

	*[N=80] School		*[N=5,041] District		*[N=24,735] Province	
	<u>Number</u>	<u>% of Total</u>	<u>Number</u>	<u>% of Total</u>	<u>Number</u>	<u>% of Total</u>
Dropout	9	11.3%	229	4.5%	1,065	4.3%
Unknown	0	0.0%	95	1.9%	596	2.4%
Other	1	1.3%	37	0.7%	221	0.9%
Total	10	12.5%	361	7.2%	1,882	7.6%

School Dropout Rate = 12.5 - - - -> $(10/80*100\%)$
District Dropout Rate = 7.2 - - - -> $(361/5,041*100\%)$
Provincial Dropout Rate = 7.6 - - - -> $(1,882/24,735*100\%)$



* Number of high school students registered in the high school certification system at year end.



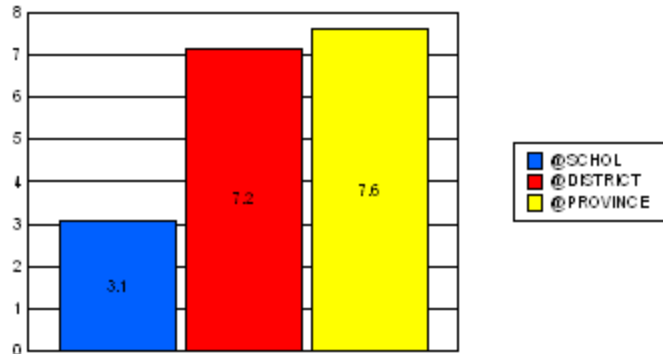
Early School Leaver Report 2002-03 to 2003-04

District 3 - Nova Central

#407 - Bay d'Espoir Academy, Milltown

	*[N=98] School		*[N=5,041] District		*[N=24,735] Province	
	<u>Number</u>	<u>% of Total</u>	<u>Number</u>	<u>% of Total</u>	<u>Number</u>	<u>% of Total</u>
Dropout	0	0.0%	229	4.5%	1,065	4.3%
Unknown	2	2.0%	95	1.9%	596	2.4%
Other	1	1.0%	37	0.7%	221	0.9%
Total	3	3.1%	361	7.2%	1,882	7.6%

School Dropout Rate = 3.1 - - - -> $(3/98*100\%)$
 District Dropout Rate = 7.2 - - - -> $(361/5,041*100\%)$
 Provincial Dropout Rate = 7.6 - - - -> $(1,882/24,735*100\%)$



* Number of high school students registered in the high school certification system at year end.



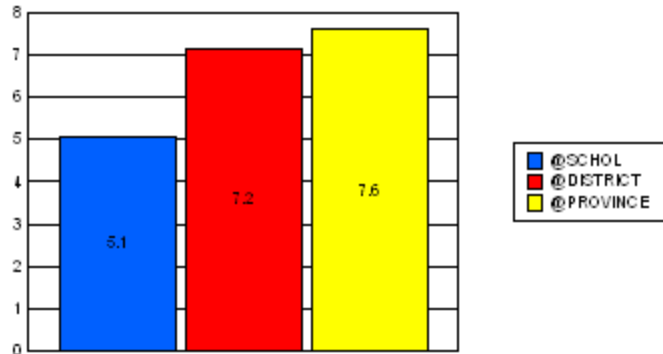
Early School Leaver Report 2002-03 to 2003-04

District 3 - Nova Central

#413 - Holy Cross School Complex, Eastport

	*[N=59] School		*[N=5,041] District		*[N=24,735] Province	
	<u>Number</u>	<u>% of Total</u>	<u>Number</u>	<u>% of Total</u>	<u>Number</u>	<u>% of Total</u>
Dropout	0	0.0%	229	4.5%	1,065	4.3%
Unknown	2	3.4%	95	1.9%	596	2.4%
Other	1	1.7%	37	0.7%	221	0.9%
Total	3	5.1%	361	7.2%	1,882	7.6%

School Dropout Rate = 5.1 - - - -> $(3/59*100\%)$
 District Dropout Rate = 7.2 - - - -> $(361/5,041*100\%)$
 Provincial Dropout Rate = 7.6 - - - -> $(1,882/24,735*100\%)$



* Number of high school students registered in the high school certification system at year end.



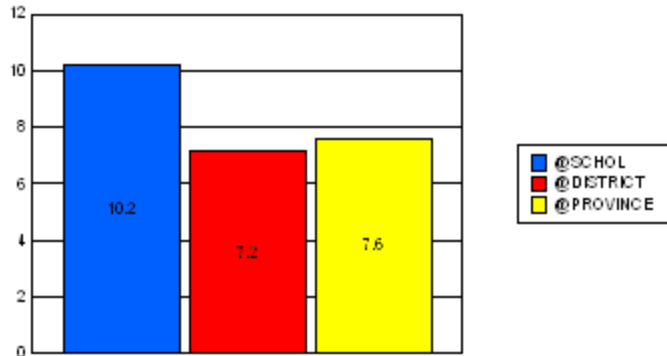
Early School Leaver Report 2002-03 to 2003-04

District 3 - Nova Central

#414 - Fogo Island Central Academy, Fogo Island

	*[N=166] School		*[N=5,041] District		*[N=24,735] Province	
	<u>Number</u>	<u>% of Total</u>	<u>Number</u>	<u>% of Total</u>	<u>Number</u>	<u>% of Total</u>
Dropout	17	10.2%	229	4.5%	1,065	4.3%
Unknown	0	0.0%	95	1.9%	596	2.4%
Other	0	0.0%	37	0.7%	221	0.9%
Total	17	10.2%	361	7.2%	1,882	7.6%

School Dropout Rate = 10.2 - - - -> $(17/166*100\%)$
District Dropout Rate = 7.2 - - - -> $(361/5,041*100\%)$
Provincial Dropout Rate = 7.6 - - - -> $(1,882/24,735*100\%)$



* Number of high school students registered in the high school certification system at year end.



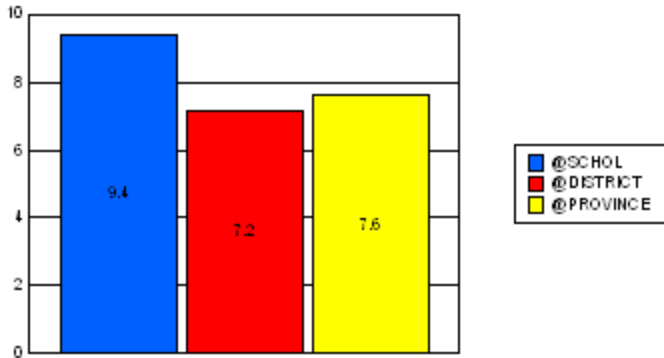
Early School Leaver Report 2002-03 to 2003-04

District 3 - Nova Central

#416 - Smallwood Academy, Gambo

	*[N=106] School		*[N=5,041] District		*[N=24,735] Province	
	<u>Number</u>	<u>% of Total</u>	<u>Number</u>	<u>% of Total</u>	<u>Number</u>	<u>% of Total</u>
Dropout	9	8.5%	229	4.5%	1,065	4.3%
Unknown	1	0.9%	95	1.9%	596	2.4%
Other	0	0.0%	37	0.7%	221	0.9%
Total	10	9.4%	361	7.2%	1,882	7.6%

School Dropout Rate = 9.4 - - - -> $(10/106*100\%)$
District Dropout Rate = 7.2 - - - -> $(361/5,041*100\%)$
Provincial Dropout Rate = 7.6 - - - -> $(1,882/24,735*100\%)$



* Number of high school students registered in the high school certification system at year end.



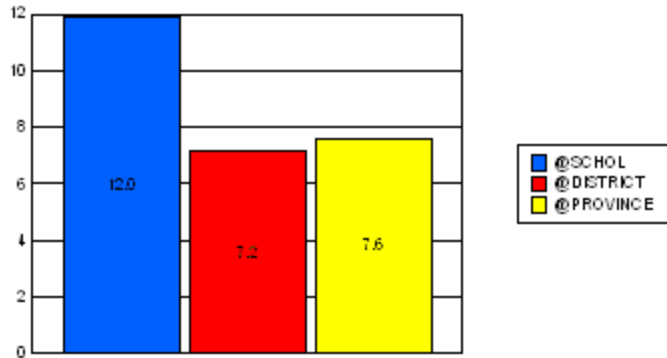
Early School Leaver Report 2002-03 to 2003-04

District 3 - Nova Central

#418 - Gander Collegiate, Gander

	*[N=276] School		*[N=5,041] District		*[N=24,735] Province	
	<u>Number</u>	<u>% of Total</u>	<u>Number</u>	<u>% of Total</u>	<u>Number</u>	<u>% of Total</u>
Dropout	1	0.4%	229	4.5%	1,065	4.3%
Unknown	31	11.2%	95	1.9%	596	2.4%
Other	1	0.4%	37	0.7%	221	0.9%
Total	33	12.0%	361	7.2%	1,882	7.6%

School Dropout Rate = 12.0 - - - -> $(33/276*100\%)$
 District Dropout Rate = 7.2 - - - -> $(361/5,041*100\%)$
 Provincial Dropout Rate = 7.6 - - - -> $(1,882/24,735*100\%)$



* Number of high school students registered in the high school certification system at year end.



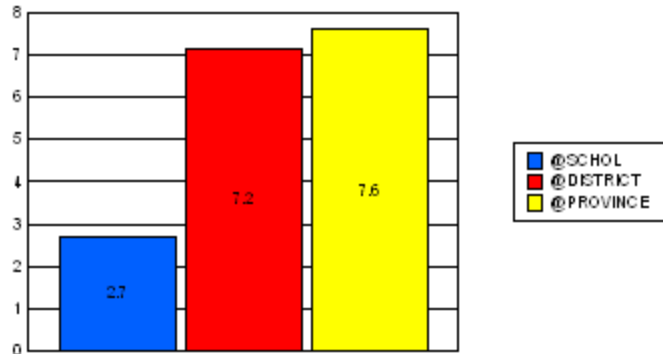
Early School Leaver Report 2002-03 to 2003-04

District 3 - Nova Central

#420 - St. Paul's Intermediate School, Gander

	*[N=258] School		*[N=5,041] District		*[N=24,735] Province	
	<u>Number</u>	<u>% of Total</u>	<u>Number</u>	<u>% of Total</u>	<u>Number</u>	<u>% of Total</u>
Dropout	0	0.0%	229	4.5%	1,065	4.3%
Unknown	4	1.6%	95	1.9%	596	2.4%
Other	3	1.2%	37	0.7%	221	0.9%
Total	7	2.7%	361	7.2%	1,882	7.6%

School Dropout Rate = 2.7 - - - -> $(7/258*100\%)$
District Dropout Rate = 7.2 - - - -> $(361/5,041*100\%)$
Provincial Dropout Rate = 7.6 - - - -> $(1,882/24,735*100\%)$



* Number of high school students registered in the high school certification system at year end.



Early School Leaver Report 2002-03 to 2003-04

District 3 - Nova Central

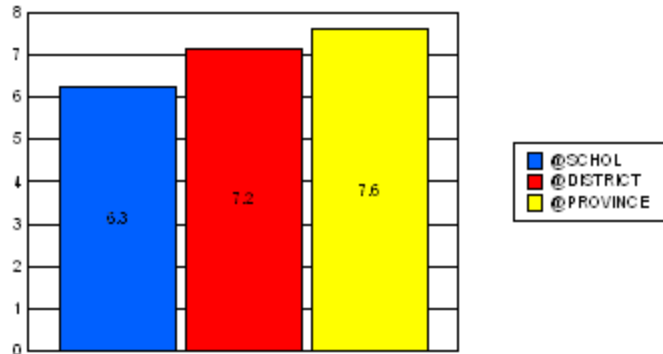
#421 - Lakewood Academy, Glenwood

	*[N=64] School		*[N=5,041] District		*[N=24,735] Province	
	<u>Number</u>	<u>% of Total</u>	<u>Number</u>	<u>% of Total</u>	<u>Number</u>	<u>% of Total</u>
Dropout	1	1.6%	229	4.5%	1,065	4.3%
Unknown	2	3.1%	95	1.9%	596	2.4%
Other	1	1.6%	37	0.7%	221	0.9%
Total	4	6.3%	361	7.2%	1,882	7.6%

School Dropout Rate = 6.3 - - - -> $(4/64*100\%)$

District Dropout Rate = 7.2 - - - -> $(361/5,041*100\%)$

Provincial Dropout Rate = 7.6 - - - -> $(1,882/24,735*100\%)$



* Number of high school students registered in the high school certification system at year end.



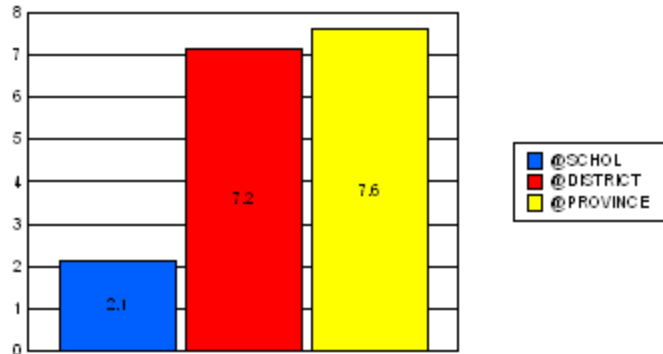
Early School Leaver Report 2002-03 to 2003-04

District 3 - Nova Central

#422 - Glovertown Academy, Glovertown

	*[N=187] School		*[N=5,041] District		*[N=24,735] Province	
	<u>Number</u>	<u>% of Total</u>	<u>Number</u>	<u>% of Total</u>	<u>Number</u>	<u>% of Total</u>
Dropout	4	2.1%	229	4.5%	1,065	4.3%
Unknown	0	0.0%	95	1.9%	596	2.4%
Other	0	0.0%	37	0.7%	221	0.9%
Total	4	2.1%	361	7.2%	1,882	7.6%

School Dropout Rate = 2.1 - - - -> $(4/187*100\%)$
District Dropout Rate = 7.2 - - - -> $(361/5,041*100\%)$
Provincial Dropout Rate = 7.6 - - - -> $(1,882/24,735*100\%)$



* Number of high school students registered in the high school certification system at year end.



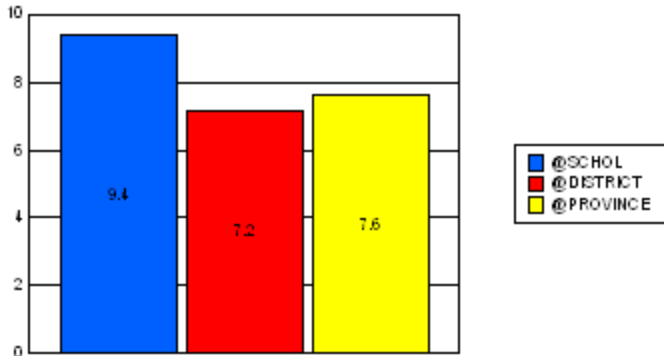
Early School Leaver Report 2002-03 to 2003-04

District 3 - Nova Central

#478 - New World Island Academy, Virgin Arm

	*[N=181] School		*[N=5,041] District		*[N=24,735] Province	
	<u>Number</u>	<u>% of Total</u>	<u>Number</u>	<u>% of Total</u>	<u>Number</u>	<u>% of Total</u>
Dropout	11	6.1%	229	4.5%	1,065	4.3%
Unknown	6	3.3%	95	1.9%	596	2.4%
Other	0	0.0%	37	0.7%	221	0.9%
Total	17	9.4%	361	7.2%	1,882	7.6%

School Dropout Rate = 9.4 - - - -> $(17/181*100\%)$
District Dropout Rate = 7.2 - - - -> $(361/5,041*100\%)$
Provincial Dropout Rate = 7.6 - - - -> $(1,882/24,735*100\%)$



* Number of high school students registered in the high school certification system at year end.



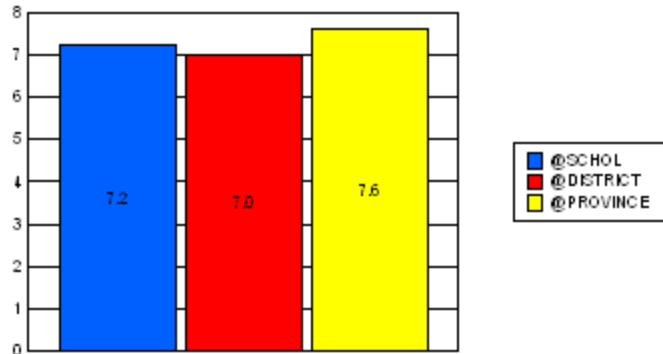
Early School Leaver Report 2002-03 to 2003-04

District 4 - Eastern

#214 - John Burke High School, Grand Bank

	*[N=166] School		*[N=13,310] District		*[N=24,735] Province	
	<u>Number</u>	<u>% of Total</u>	<u>Number</u>	<u>% of Total</u>	<u>Number</u>	<u>% of Total</u>
Dropout	8	4.8%	539	4.0%	1,065	4.3%
Unknown	4	2.4%	303	2.3%	596	2.4%
Other	0	0.0%	92	0.7%	221	0.9%
Total	12	7.2%	934	7.0%	1,882	7.6%

School Dropout Rate = 7.2 - - - -> $(12/166*100\%)$
District Dropout Rate = 7.0 - - - -> $(934/13,310*100\%)$
Provincial Dropout Rate = 7.6 - - - -> $(1,882/24,735*100\%)$



* Number of high school students registered in the high school certification system at year end.



Early School Leaver Report 2002-03 to 2003-04

District 4 - Eastern

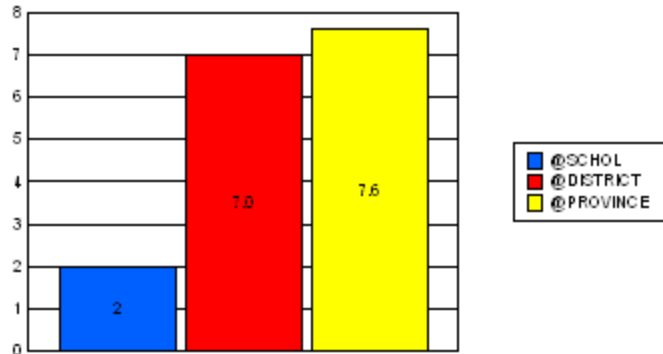
#218 - St. Joseph's Academy, Lamaline

	*[N=50] School		*[N=13,310] District		*[N=24,735] Province	
	<u>Number</u>	<u>% of Total</u>	<u>Number</u>	<u>% of Total</u>	<u>Number</u>	<u>% of Total</u>
Dropout	1	2.0%	539	4.0%	1,065	4.3%
Unknown	0	0.0%	303	2.3%	596	2.4%
Other	0	0.0%	92	0.7%	221	0.9%
Total	1	2.0%	934	7.0%	1,882	7.6%

School Dropout Rate = 2.0 - - - -> $(1/50*100\%)$

District Dropout Rate = 7.0 - - - -> $(934/13,310*100\%)$

Provincial Dropout Rate = 7.6 - - - -> $(1,882/24,735*100\%)$



* Number of high school students registered in the high school certification system at year end.



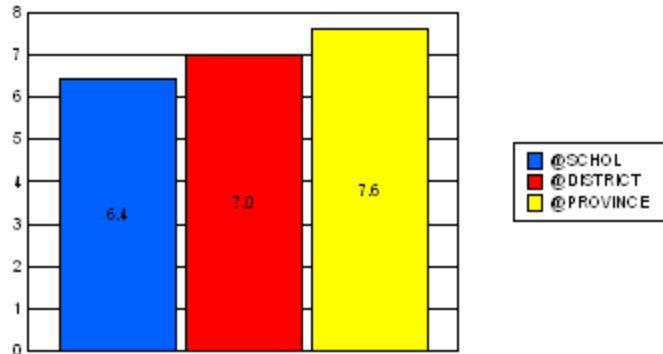
Early School Leaver Report 2002-03 to 2003-04

District 4 - Eastern

#219 - Marystown Central High, Marystown

	*[N=388] School		*[N=13,310] District		*[N=24,735] Province	
	<u>Number</u>	<u>% of Total</u>	<u>Number</u>	<u>% of Total</u>	<u>Number</u>	<u>% of Total</u>
Dropout	23	5.9%	539	4.0%	1,065	4.3%
Unknown	2	0.5%	303	2.3%	596	2.4%
Other	0	0.0%	92	0.7%	221	0.9%
Total	25	6.4%	934	7.0%	1,882	7.6%

School Dropout Rate = 6.4 - - - -> $(25/388*100\%)$
District Dropout Rate = 7.0 - - - -> $(934/13,310*100\%)$
Provincial Dropout Rate = 7.6 - - - -> $(1,882/24,735*100\%)$



* Number of high school students registered in the high school certification system at year end.



Early School Leaver Report 2002-03 to 2003-04

District 4 - Eastern

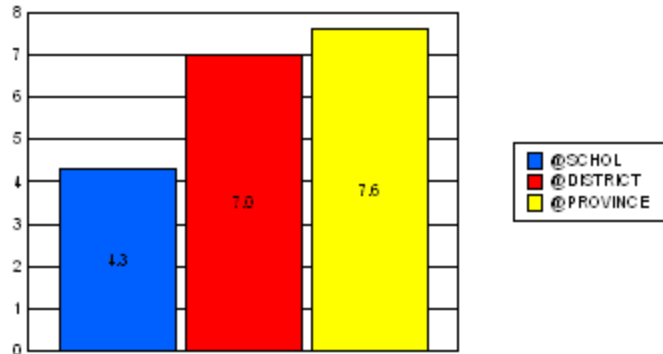
#223 - Christ the King School, Rushoon

	*[N=93] School		*[N=13,310] District		*[N=24,735] Province	
	<u>Number</u>	<u>% of Total</u>	<u>Number</u>	<u>% of Total</u>	<u>Number</u>	<u>% of Total</u>
Dropout	3	3.2%	539	4.0%	1,065	4.3%
Unknown	1	1.1%	303	2.3%	596	2.4%
Other	0	0.0%	92	0.7%	221	0.9%
Total	4	4.3%	934	7.0%	1,882	7.6%

School Dropout Rate = 4.3 - - - -> $(4/93*100\%)$

District Dropout Rate = 7.0 - - - -> $(934/13,310*100\%)$

Provincial Dropout Rate = 7.6 - - - -> $(1,882/24,735*100\%)$



* Number of high school students registered in the high school certification system at year end.



Early School Leaver Report 2002-03 to 2003-04

District 4 - Eastern

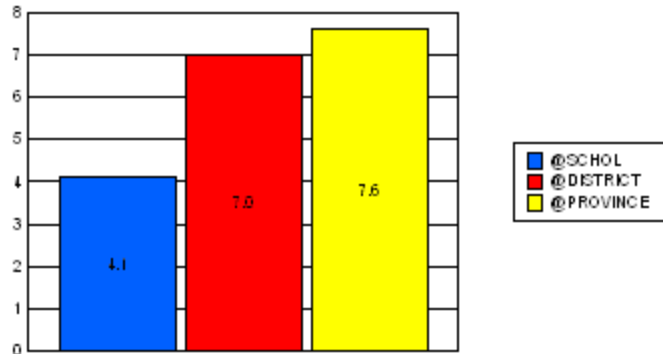
#226 - Fortune Bay Academy, St. Bernard's - Jacques Fontaine

	*[N=73] School		*[N=13,310] District		*[N=24,735] Province	
	<u>Number</u>	<u>% of Total</u>	<u>Number</u>	<u>% of Total</u>	<u>Number</u>	<u>% of Total</u>
Dropout	3	4.1%	539	4.0%	1,065	4.3%
Unknown	0	0.0%	303	2.3%	596	2.4%
Other	0	0.0%	92	0.7%	221	0.9%
Total	3	4.1%	934	7.0%	1,882	7.6%

School Dropout Rate = 4.1 - - - -> $(3/73*100\%)$

District Dropout Rate = 7.0 - - - -> $(934/13,310*100\%)$

Provincial Dropout Rate = 7.6 - - - -> $(1,882/24,735*100\%)$



* Number of high school students registered in the high school certification system at year end.



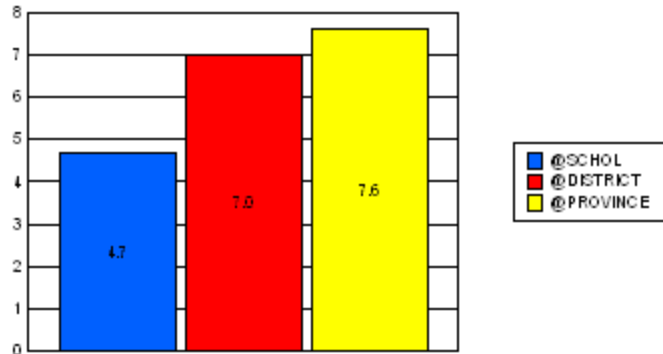
Early School Leaver Report 2002-03 to 2003-04

District 4 - Eastern

#228 - St. Lawrence Academy, St. Lawrence

	*[N=107] School		*[N=13,310] District		*[N=24,735] Province	
	<u>Number</u>	<u>% of Total</u>	<u>Number</u>	<u>% of Total</u>	<u>Number</u>	<u>% of Total</u>
Dropout	5	4.7%	539	4.0%	1,065	4.3%
Unknown	0	0.0%	303	2.3%	596	2.4%
Other	0	0.0%	92	0.7%	221	0.9%
Total	5	4.7%	934	7.0%	1,882	7.6%

School Dropout Rate = 4.7 - - - -> $(5/107*100\%)$
District Dropout Rate = 7.0 - - - -> $(934/13,310*100\%)$
Provincial Dropout Rate = 7.6 - - - -> $(1,882/24,735*100\%)$



* Number of high school students registered in the high school certification system at year end.



Early School Leaver Report 2002-03 to 2003-04

District 4 - Eastern

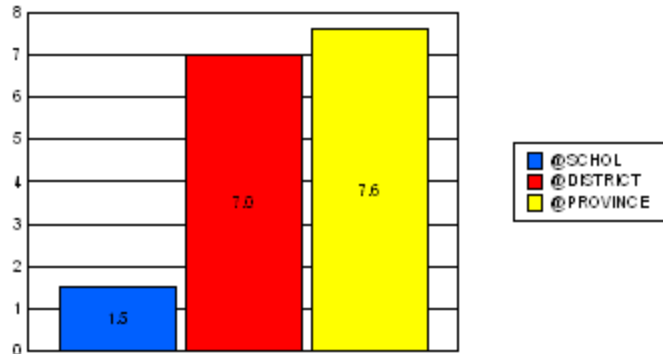
#229 - St. Joseph's All Grade, Terrenceville

	*[N=67] School		*[N=13,310] District		*[N=24,735] Province	
	<u>Number</u>	<u>% of Total</u>	<u>Number</u>	<u>% of Total</u>	<u>Number</u>	<u>% of Total</u>
Dropout	1	1.5%	539	4.0%	1,065	4.3%
Unknown	0	0.0%	303	2.3%	596	2.4%
Other	0	0.0%	92	0.7%	221	0.9%
Total	1	1.5%	934	7.0%	1,882	7.6%

School Dropout Rate = 1.5 ----> $(1/67*100\%)$

District Dropout Rate = 7.0 ----> $(934/13,310*100\%)$

Provincial Dropout Rate = 7.6 ----> $(1,882/24,735*100\%)$



* Number of high school students registered in the high school certification system at year end.



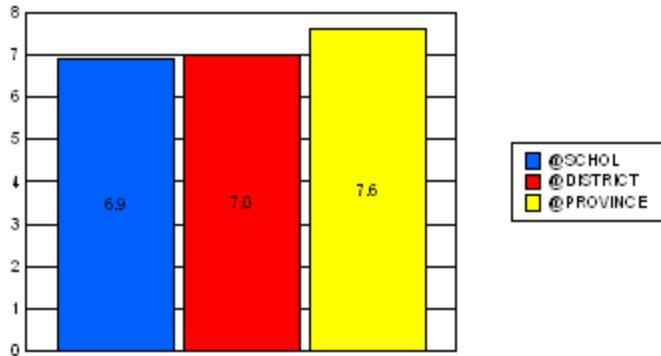
Early School Leaver Report 2002-03 to 2003-04

District 4 - Eastern

#231 - Discovery Collegiate, Bonavista

	*[N=275] School		*[N=13,310] District		*[N=24,735] Province	
	<u>Number</u>	<u>% of Total</u>	<u>Number</u>	<u>% of Total</u>	<u>Number</u>	<u>% of Total</u>
Dropout	19	6.9%	539	4.0%	1,065	4.3%
Unknown	0	0.0%	303	2.3%	596	2.4%
Other	0	0.0%	92	0.7%	221	0.9%
Total	19	6.9%	934	7.0%	1,882	7.6%

School Dropout Rate = 6.9 - - - -> $(19/275*100\%)$
 District Dropout Rate = 7.0 - - - -> $(934/13,310*100\%)$
 Provincial Dropout Rate = 7.6 - - - -> $(1,882/24,735*100\%)$



* Number of high school students registered in the high school certification system at year end.



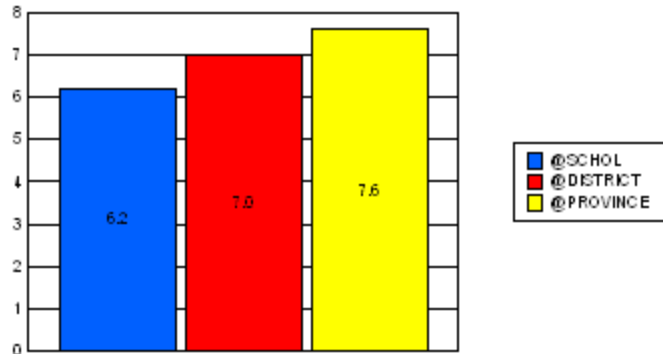
Early School Leaver Report 2002-03 to 2003-04

District 4 - Eastern

#235 - Clarendville High School, Clarendville

	*[N=322] School		*[N=13,310] District		*[N=24,735] Province	
	<u>Number</u>	<u>% of Total</u>	<u>Number</u>	<u>% of Total</u>	<u>Number</u>	<u>% of Total</u>
Dropout	15	4.7%	539	4.0%	1,065	4.3%
Unknown	5	1.6%	303	2.3%	596	2.4%
Other	0	0.0%	92	0.7%	221	0.9%
Total	20	6.2%	934	7.0%	1,882	7.6%

School Dropout Rate = 6.2 - - - -> $(20/322*100\%)$
District Dropout Rate = 7.0 - - - -> $(934/13,310*100\%)$
Provincial Dropout Rate = 7.6 - - - -> $(1,882/24,735*100\%)$



* Number of high school students registered in the high school certification system at year end.



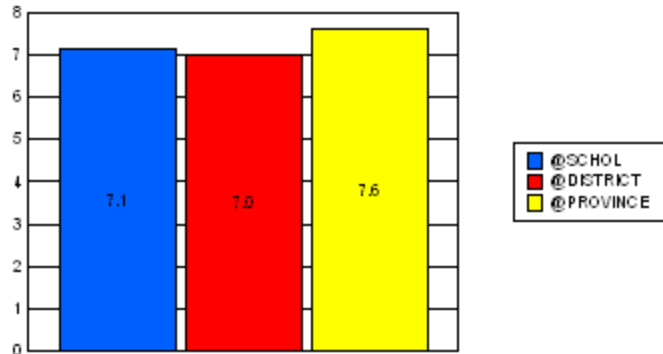
Early School Leaver Report 2002-03 to 2003-04

District 4 - Eastern

#240 - Bishop White School, Port Rexton

	*[N=70] School		*[N=13,310] District		*[N=24,735] Province	
	<u>Number</u>	<u>% of Total</u>	<u>Number</u>	<u>% of Total</u>	<u>Number</u>	<u>% of Total</u>
Dropout	3	4.3%	539	4.0%	1,065	4.3%
Unknown	1	1.4%	303	2.3%	596	2.4%
Other	1	1.4%	92	0.7%	221	0.9%
Total	5	7.1%	934	7.0%	1,882	7.6%

School Dropout Rate = 7.1 - - - -> $(5/70*100\%)$
 District Dropout Rate = 7.0 - - - -> $(934/13,310*100\%)$
 Provincial Dropout Rate = 7.6 - - - -> $(1,882/24,735*100\%)$



* Number of high school students registered in the high school certification system at year end.



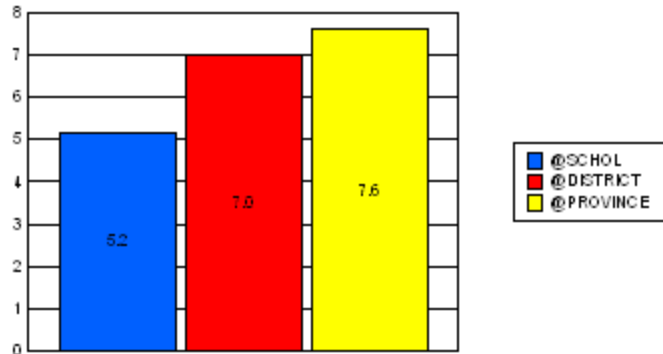
Early School Leaver Report 2002-03 to 2003-04

District 4 - Eastern

#242 - Random Island Academy, Random Island

	*[N=58] School		*[N=13,310] District		*[N=24,735] Province	
	<u>Number</u>	<u>% of Total</u>	<u>Number</u>	<u>% of Total</u>	<u>Number</u>	<u>% of Total</u>
Dropout	1	1.7%	539	4.0%	1,065	4.3%
Unknown	1	1.7%	303	2.3%	596	2.4%
Other	1	1.7%	92	0.7%	221	0.9%
Total	3	5.2%	934	7.0%	1,882	7.6%

School Dropout Rate = 5.2 - - - -> $(3/58*100\%)$
 District Dropout Rate = 7.0 - - - -> $(934/13,310*100\%)$
 Provincial Dropout Rate = 7.6 - - - -> $(1,882/24,735*100\%)$



* Number of high school students registered in the high school certification system at year end.



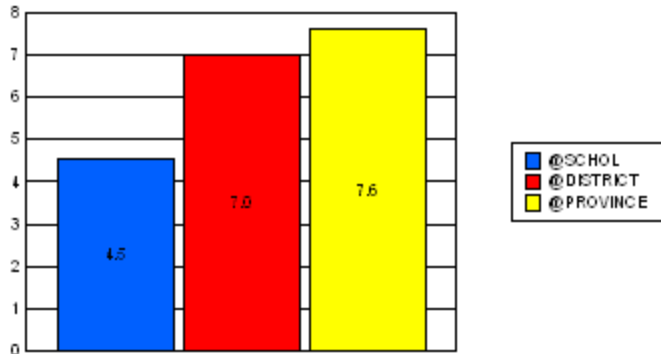
Early School Leaver Report 2002-03 to 2003-04

District 4 - Eastern

#246 - Swift Current Academy, Swift Current

	*[N=22] School		*[N=13,310] District		*[N=24,735] Province	
	<u>Number</u>	<u>% of Total</u>	<u>Number</u>	<u>% of Total</u>	<u>Number</u>	<u>% of Total</u>
Dropout	1	4.5%	539	4.0%	1,065	4.3%
Unknown	0	0.0%	303	2.3%	596	2.4%
Other	0	0.0%	92	0.7%	221	0.9%
Total	1	4.5%	934	7.0%	1,882	7.6%

School Dropout Rate = 4.5 - - - -> $(1/22*100\%)$
 District Dropout Rate = 7.0 - - - -> $(934/13,310*100\%)$
 Provincial Dropout Rate = 7.6 - - - -> $(1,882/24,735*100\%)$



* Number of high school students registered in the high school certification system at year end.



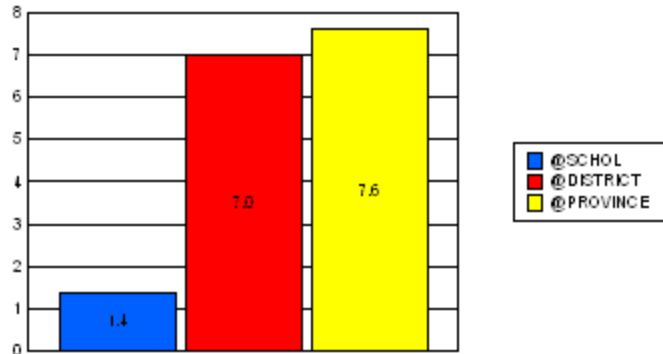
Early School Leaver Report 2002-03 to 2003-04

District 4 - Eastern

#247 - Roncalli Central High, Avondale

	*[N=291] School		*[N=13,310] District		*[N=24,735] Province	
	<u>Number</u>	<u>% of Total</u>	<u>Number</u>	<u>% of Total</u>	<u>Number</u>	<u>% of Total</u>
Dropout	4	1.4%	539	4.0%	1,065	4.3%
Unknown	0	0.0%	303	2.3%	596	2.4%
Other	0	0.0%	92	0.7%	221	0.9%
Total	4	1.4%	934	7.0%	1,882	7.6%

School Dropout Rate = 1.4 - - - -> $(4/291*100\%)$
 District Dropout Rate = 7.0 - - - -> $(934/13,310*100\%)$
 Provincial Dropout Rate = 7.6 - - - -> $(1,882/24,735*100\%)$



* Number of high school students registered in the high school certification system at year end.



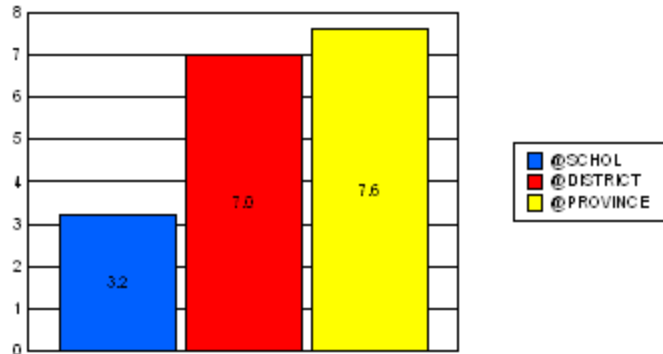
Early School Leaver Report 2002-03 to 2003-04

District 4 - Eastern

#248 - Amalgamated Academy, Bay Roberts

	*[N=155] School		*[N=13,310] District		*[N=24,735] Province	
	<u>Number</u>	<u>% of Total</u>	<u>Number</u>	<u>% of Total</u>	<u>Number</u>	<u>% of Total</u>
Dropout	1	0.6%	539	4.0%	1,065	4.3%
Unknown	4	2.6%	303	2.3%	596	2.4%
Other	0	0.0%	92	0.7%	221	0.9%
Total	5	3.2%	934	7.0%	1,882	7.6%

School Dropout Rate = 3.2 - - - -> $(5/155*100\%)$
District Dropout Rate = 7.0 - - - -> $(934/13,310*100\%)$
Provincial Dropout Rate = 7.6 - - - -> $(1,882/24,735*100\%)$



* Number of high school students registered in the high school certification system at year end.



Early School Leaver Report 2002-03 to 2003-04

District 4 - Eastern

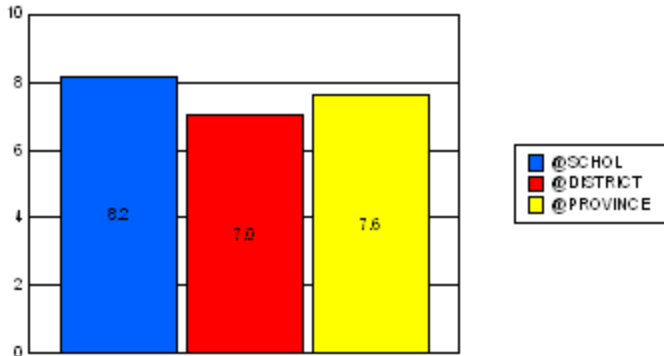
#249 - Ascension Collegiate, Bay Roberts

	*[N=687] School		*[N=13,310] District		*[N=24,735] Province	
	<u>Number</u>	<u>% of Total</u>	<u>Number</u>	<u>% of Total</u>	<u>Number</u>	<u>% of Total</u>
Dropout	11	1.6%	539	4.0%	1,065	4.3%
Unknown	45	6.6%	303	2.3%	596	2.4%
Other	0	0.0%	92	0.7%	221	0.9%
Total	56	8.2%	934	7.0%	1,882	7.6%

School Dropout Rate = 8.2 - - - -> $(56/687*100\%)$

District Dropout Rate = 7.0 - - - -> $(934/13,310*100\%)$

Provincial Dropout Rate = 7.6 - - - -> $(1,882/24,735*100\%)$



* Number of high school students registered in the high school certification system at year end.



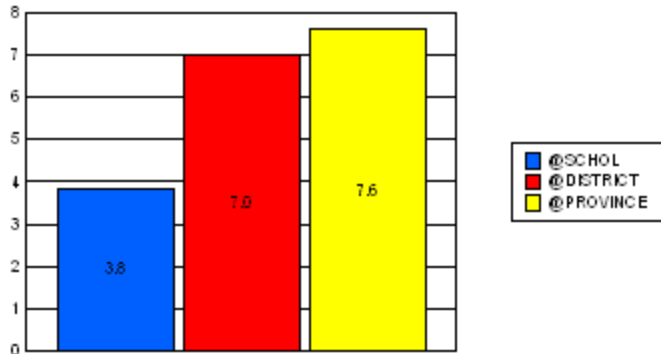
Early School Leaver Report 2002-03 to 2003-04

District 4 - Eastern

#253 - Carbonear Collegiate, Carbonear

	*[N=494] School		*[N=13,310] District		*[N=24,735] Province	
	<u>Number</u>	<u>% of Total</u>	<u>Number</u>	<u>% of Total</u>	<u>Number</u>	<u>% of Total</u>
Dropout	10	2.0%	539	4.0%	1,065	4.3%
Unknown	1	0.2%	303	2.3%	596	2.4%
Other	8	1.6%	92	0.7%	221	0.9%
Total	19	3.8%	934	7.0%	1,882	7.6%

School Dropout Rate = 3.8 - - - -> $(19/494*100\%)$
District Dropout Rate = 7.0 - - - -> $(934/13,310*100\%)$
Provincial Dropout Rate = 7.6 - - - -> $(1,882/24,735*100\%)$



* Number of high school students registered in the high school certification system at year end.



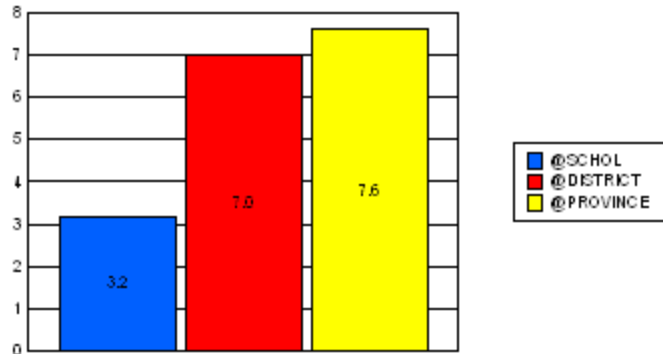
Early School Leaver Report 2002-03 to 2003-04

District 4 - Eastern

#274 - St. Catherine's Academy, Mount Carmel

	*[N=94] School		*[N=13,310] District		*[N=24,735] Province	
	<u>Number</u>	<u>% of Total</u>	<u>Number</u>	<u>% of Total</u>	<u>Number</u>	<u>% of Total</u>
Dropout	1	1.1%	539	4.0%	1,065	4.3%
Unknown	2	2.1%	303	2.3%	596	2.4%
Other	0	0.0%	92	0.7%	221	0.9%
Total	3	3.2%	934	7.0%	1,882	7.6%

School Dropout Rate = 3.2 - - - -> $(3/94*100\%)$
District Dropout Rate = 7.0 - - - -> $(934/13,310*100\%)$
Provincial Dropout Rate = 7.6 - - - -> $(1,882/24,735*100\%)$



* Number of high school students registered in the high school certification system at year end.



Early School Leaver Report 2002-03 to 2003-04

District 4 - Eastern

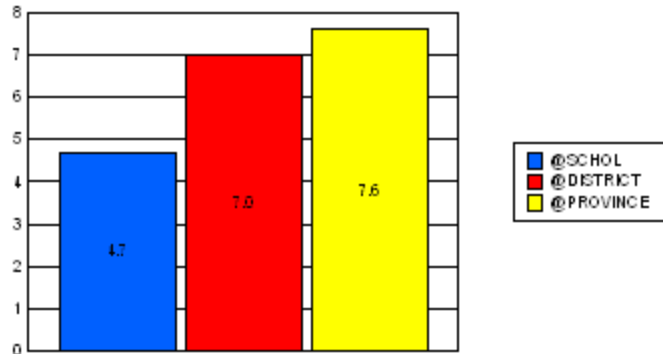
#280 - Laval High, Placentia

	*[N=277] School		*[N=13,310] District		*[N=24,735] Province	
	<u>Number</u>	<u>% of Total</u>	<u>Number</u>	<u>% of Total</u>	<u>Number</u>	<u>% of Total</u>
Dropout	13	4.7%	539	4.0%	1,065	4.3%
Unknown	0	0.0%	303	2.3%	596	2.4%
Other	0	0.0%	92	0.7%	221	0.9%
Total	13	4.7%	934	7.0%	1,882	7.6%

School Dropout Rate = 4.7 - - - -> $(13/277*100\%)$

District Dropout Rate = 7.0 - - - -> $(934/13,310*100\%)$

Provincial Dropout Rate = 7.6 - - - -> $(1,882/24,735*100\%)$



* Number of high school students registered in the high school certification system at year end.



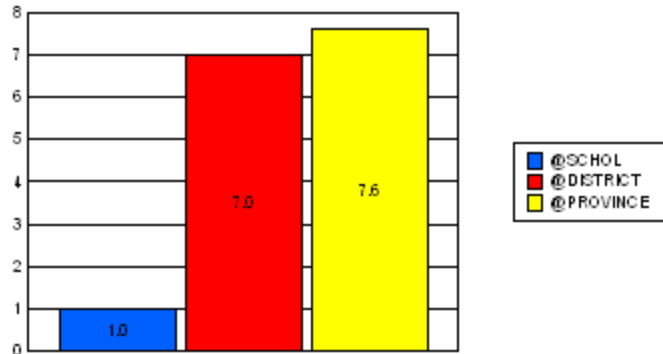
Early School Leaver Report 2002-03 to 2003-04

District 4 - Eastern

#287 - Dunne Memorial Academy, St. Mary's

	*[N=102] School		*[N=13,310] District		*[N=24,735] Province	
	<u>Number</u>	<u>% of Total</u>	<u>Number</u>	<u>% of Total</u>	<u>Number</u>	<u>% of Total</u>
Dropout	0	0.0%	539	4.0%	1,065	4.3%
Unknown	0	0.0%	303	2.3%	596	2.4%
Other	1	1.0%	92	0.7%	221	0.9%
Total	1	1.0%	934	7.0%	1,882	7.6%

School Dropout Rate = 1.0 ---> $(1/102*100\%)$
District Dropout Rate = 7.0 ---> $(934/13,310*100\%)$
Provincial Dropout Rate = 7.6 ---> $(1,882/24,735*100\%)$



* Number of high school students registered in the high school certification system at year end.



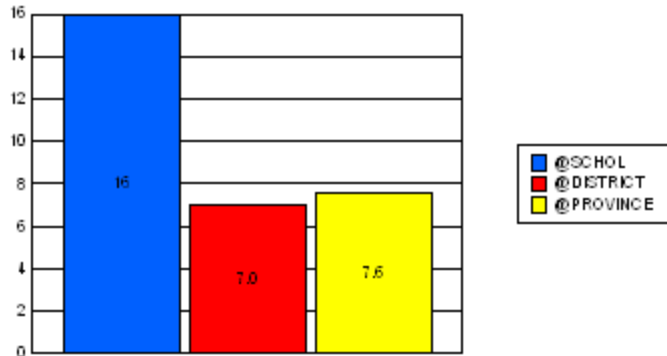
Early School Leaver Report 2002-03 to 2003-04

District 4 - Eastern

#296 - St. Michael's Regional High, Bell Island

	*[N=200] School		*[N=13,310] District		*[N=24,735] Province	
	<u>Number</u>	<u>% of Total</u>	<u>Number</u>	<u>% of Total</u>	<u>Number</u>	<u>% of Total</u>
Dropout	20	10.0%	539	4.0%	1,065	4.3%
Unknown	0	0.0%	303	2.3%	596	2.4%
Other	12	6.0%	92	0.7%	221	0.9%
Total	32	16.0%	934	7.0%	1,882	7.6%

School Dropout Rate = 16.0 - - - -> $(32/200*100\%)$
District Dropout Rate = 7.0 - - - -> $(934/13,310*100\%)$
Provincial Dropout Rate = 7.6 - - - -> $(1,882/24,735*100\%)$



* Number of high school students registered in the high school certification system at year end.



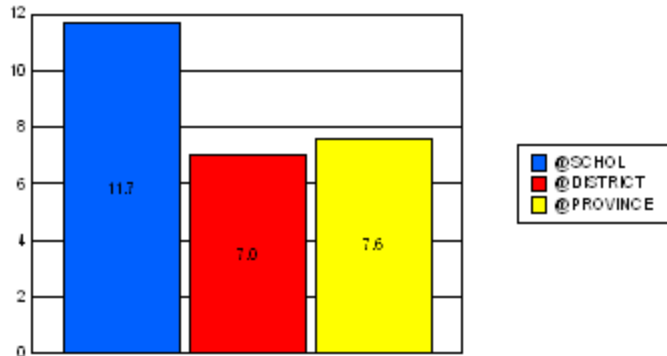
Early School Leaver Report 2002-03 to 2003-04

District 4 - Eastern

#302 - Queen Elizabeth Regional High School, Conception Bay S

	*[N=598] School		*[N=13,310] District		*[N=24,735] Province	
	<u>Number</u>	<u>% of Total</u>	<u>Number</u>	<u>% of Total</u>	<u>Number</u>	<u>% of Total</u>
Dropout	21	3.5%	539	4.0%	1,065	4.3%
Unknown	29	4.8%	303	2.3%	596	2.4%
Other	20	3.3%	92	0.7%	221	0.9%
Total	70	11.7%	934	7.0%	1,882	7.6%

School Dropout Rate = 11.7 - - - -> $(70/598*100\%)$
 District Dropout Rate = 7.0 - - - -> $(934/13,310*100\%)$
 Provincial Dropout Rate = 7.6 - - - -> $(1,882/24,735*100\%)$



* Number of high school students registered in the high school certification system at year end.



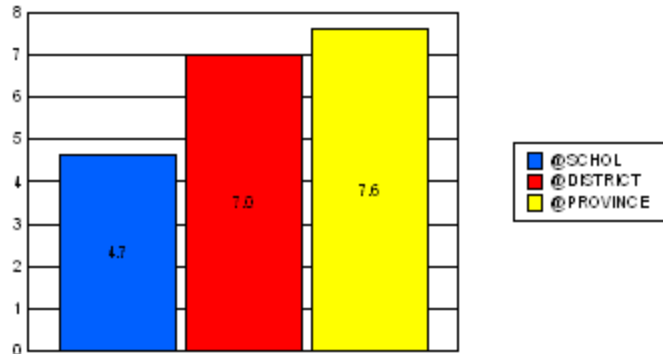
Early School Leaver Report 2002-03 to 2003-04

District 4 - Eastern

#304 - Holy Spirit High, Conception Bay South (Manuels)

	*[N=752] School		*[N=13,310] District		*[N=24,735] Province	
	<u>Number</u>	<u>% of Total</u>	<u>Number</u>	<u>% of Total</u>	<u>Number</u>	<u>% of Total</u>
Dropout	34	4.5%	539	4.0%	1,065	4.3%
Unknown	1	0.1%	303	2.3%	596	2.4%
Other	0	0.0%	92	0.7%	221	0.9%
Total	35	4.7%	934	7.0%	1,882	7.6%

School Dropout Rate = 4.7 - - - -> $(35/752*100\%)$
District Dropout Rate = 7.0 - - - -> $(934/13,310*100\%)$
Provincial Dropout Rate = 7.6 - - - -> $(1,882/24,735*100\%)$



* Number of high school students registered in the high school certification system at year end.



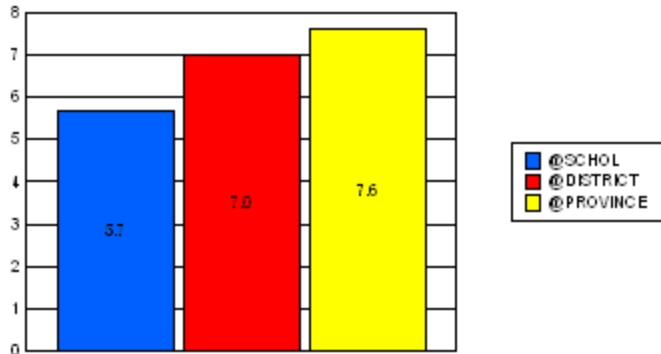
Early School Leaver Report 2002-03 to 2003-04

District 4 - Eastern

#307 - Mobile Central High School, Mobile

	*[N=141] School		*[N=13,310] District		*[N=24,735] Province	
	<u>Number</u>	<u>% of Total</u>	<u>Number</u>	<u>% of Total</u>	<u>Number</u>	<u>% of Total</u>
Dropout	2	1.4%	539	4.0%	1,065	4.3%
Unknown	0	0.0%	303	2.3%	596	2.4%
Other	6	4.3%	92	0.7%	221	0.9%
Total	8	5.7%	934	7.0%	1,882	7.6%

School Dropout Rate = 5.7 - - - -> $(8/141*100\%)$
 District Dropout Rate = 7.0 - - - -> $(934/13,310*100\%)$
 Provincial Dropout Rate = 7.6 - - - -> $(1,882/24,735*100\%)$



* Number of high school students registered in the high school certification system at year end.



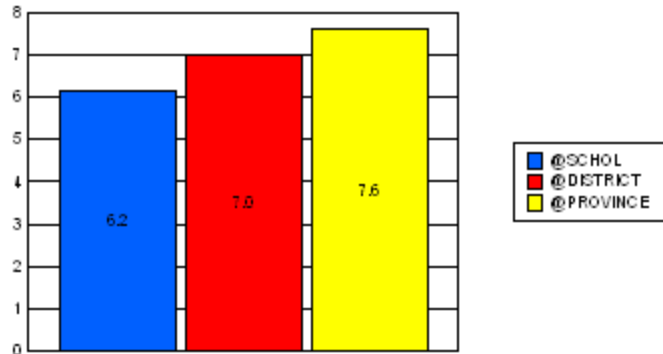
Early School Leaver Report 2002-03 to 2003-04

District 4 - Eastern

#311 - Mount Pearl Senior High, Mount Pearl

	*[N=601] School		*[N=13,310] District		*[N=24,735] Province	
	<u>Number</u>	<u>% of Total</u>	<u>Number</u>	<u>% of Total</u>	<u>Number</u>	<u>% of Total</u>
Dropout	11	1.8%	539	4.0%	1,065	4.3%
Unknown	18	3.0%	303	2.3%	596	2.4%
Other	8	1.3%	92	0.7%	221	0.9%
Total	37	6.2%	934	7.0%	1,882	7.6%

School Dropout Rate = 6.2 - - - -> $(37/601*100\%)$
District Dropout Rate = 7.0 - - - -> $(934/13,310*100\%)$
Provincial Dropout Rate = 7.6 - - - -> $(1,882/24,735*100\%)$



* Number of high school students registered in the high school certification system at year end.



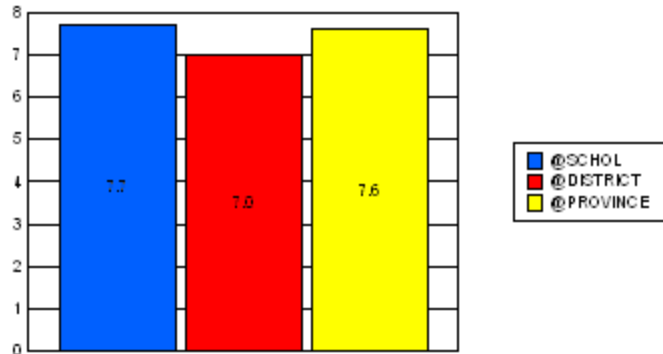
Early School Leaver Report 2002-03 to 2003-04

District 4 - Eastern

#313 - O'Donel High, Mount Pearl

	*[N=739] School		*[N=13,310] District		*[N=24,735] Province	
	<u>Number</u>	<u>% of Total</u>	<u>Number</u>	<u>% of Total</u>	<u>Number</u>	<u>% of Total</u>
Dropout	48	6.5%	539	4.0%	1,065	4.3%
Unknown	9	1.2%	303	2.3%	596	2.4%
Other	0	0.0%	92	0.7%	221	0.9%
Total	57	7.7%	934	7.0%	1,882	7.6%

School Dropout Rate = 7.7 - - - -> $(57/739*100\%)$
District Dropout Rate = 7.0 - - - -> $(934/13,310*100\%)$
Provincial Dropout Rate = 7.6 - - - -> $(1,882/24,735*100\%)$



* Number of high school students registered in the high school certification system at year end.



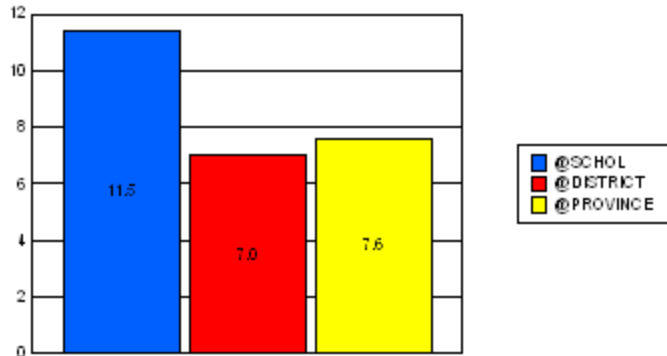
Early School Leaver Report 2002-03 to 2003-04

District 4 - Eastern

#327 - Bishops College, St. John's

	*[N=742] School		*[N=13,310] District		*[N=24,735] Province	
	<u>Number</u>	<u>% of Total</u>	<u>Number</u>	<u>% of Total</u>	<u>Number</u>	<u>% of Total</u>
Dropout	19	2.6%	539	4.0%	1,065	4.3%
Unknown	54	7.3%	303	2.3%	596	2.4%
Other	12	1.6%	92	0.7%	221	0.9%
Total	85	11.5%	934	7.0%	1,882	7.6%

School Dropout Rate = 11.5 - - - -> $(85/742*100\%)$
District Dropout Rate = 7.0 - - - -> $(934/13,310*100\%)$
Provincial Dropout Rate = 7.6 - - - -> $(1,882/24,735*100\%)$



* Number of high school students registered in the high school certification system at year end.



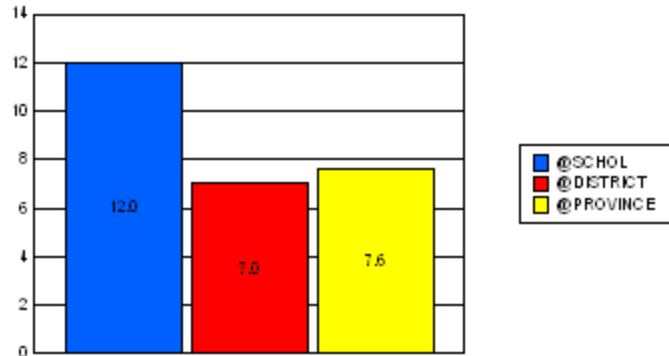
Early School Leaver Report 2002-03 to 2003-04

District 4 - Eastern

#328 - Booth Memorial High School, St. John's

	*[N=623] School		*[N=13,310] District		*[N=24,735] Province	
	<u>Number</u>	<u>% of Total</u>	<u>Number</u>	<u>% of Total</u>	<u>Number</u>	<u>% of Total</u>
Dropout	54	8.7%	539	4.0%	1,065	4.3%
Unknown	19	3.0%	303	2.3%	596	2.4%
Other	2	0.3%	92	0.7%	221	0.9%
Total	75	12.0%	934	7.0%	1,882	7.6%

School Dropout Rate = 12.0 - - - -> $(75/623*100\%)$
District Dropout Rate = 7.0 - - - -> $(934/13,310*100\%)$
Provincial Dropout Rate = 7.6 - - - -> $(1,882/24,735*100\%)$



* Number of high school students registered in the high school certification system at year end.



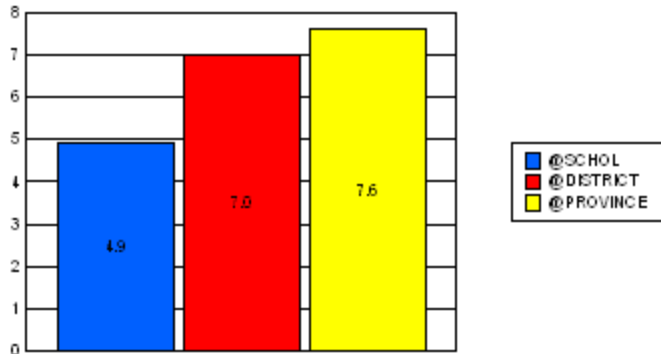
Early School Leaver Report 2002-03 to 2003-04

District 4 - Eastern

#336 - Gonzaga High School, St. John's

	*[N=733] School		*[N=13,310] District		*[N=24,735] Province	
	<u>Number</u>	<u>% of Total</u>	<u>Number</u>	<u>% of Total</u>	<u>Number</u>	<u>% of Total</u>
Dropout	19	2.6%	539	4.0%	1,065	4.3%
Unknown	17	2.3%	303	2.3%	596	2.4%
Other	0	0.0%	92	0.7%	221	0.9%
Total	36	4.9%	934	7.0%	1,882	7.6%

School Dropout Rate = 4.9 - - - -> $(36/733*100\%)$
 District Dropout Rate = 7.0 - - - -> $(934/13,310*100\%)$
 Provincial Dropout Rate = 7.6 - - - -> $(1,882/24,735*100\%)$



* Number of high school students registered in the high school certification system at year end.



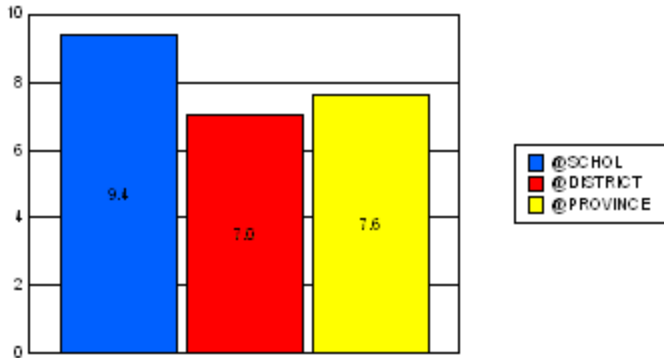
Early School Leaver Report 2002-03 to 2003-04

District 4 - Eastern

#340 - Holy Heart of Mary High School, St. John's

	*[N=1,12] School		*[N=13,310] District		*[N=24,735] Province	
	<u>Number</u>	<u>% of Total</u>	<u>Number</u>	<u>% of Total</u>	<u>Number</u>	<u>% of Total</u>
Dropout	78	6.9%	539	4.0%	1,065	4.3%
Unknown	24	2.1%	303	2.3%	596	2.4%
Other	4	0.4%	92	0.7%	221	0.9%
Total	106	9.4%	934	7.0%	1,882	7.6%

School Dropout Rate = 9.4 - - - -> $(106/1,129*100\%)$
 District Dropout Rate = 7.0 - - - -> $(934/13,310*100\%)$
 Provincial Dropout Rate = 7.6 - - - -> $(1,882/24,735*100\%)$



* Number of high school students registered in the high school certification system at year end.



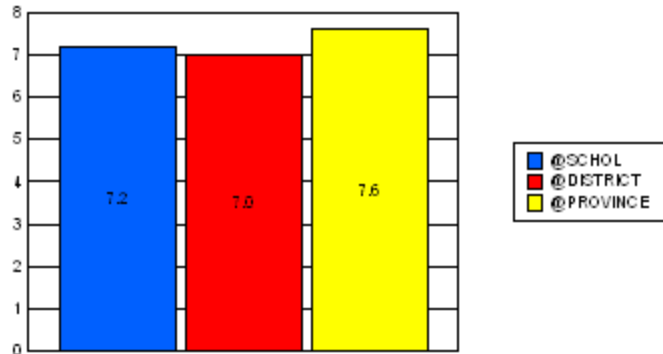
Early School Leaver Report 2002-03 to 2003-04

District 4 - Eastern

#347 - Prince of Wales Collegiate, St. John's

	*[N=834] School		*[N=13,310] District		*[N=24,735] Province	
	<u>Number</u>	<u>% of Total</u>	<u>Number</u>	<u>% of Total</u>	<u>Number</u>	<u>% of Total</u>
Dropout	51	6.1%	539	4.0%	1,065	4.3%
Unknown	9	1.1%	303	2.3%	596	2.4%
Other	0	0.0%	92	0.7%	221	0.9%
Total	60	7.2%	934	7.0%	1,882	7.6%

School Dropout Rate = 7.2 - - - -> $(60/834*100\%)$
District Dropout Rate = 7.0 - - - -> $(934/13,310*100\%)$
Provincial Dropout Rate = 7.6 - - - -> $(1,882/24,735*100\%)$



* Number of high school students registered in the high school certification system at year end.




Early School Leaver Report 2002-03 to 2003-04

District 4 - Eastern

#348 - Roncalli Elementary, St. John's

	<u>School</u>		<u>District</u>		<u>Province</u>	
	<u>Number</u>	<u>% of Total</u>	<u>Number</u>	<u>% of Total</u>	<u>Number</u>	<u>% of Total</u>
Dropout	0		539		1,065	
Unknown	1		303		596	
Other	0		92		221	
Total	1		934		1,882	



* Number of high school students registered in the high school certification system at year end.



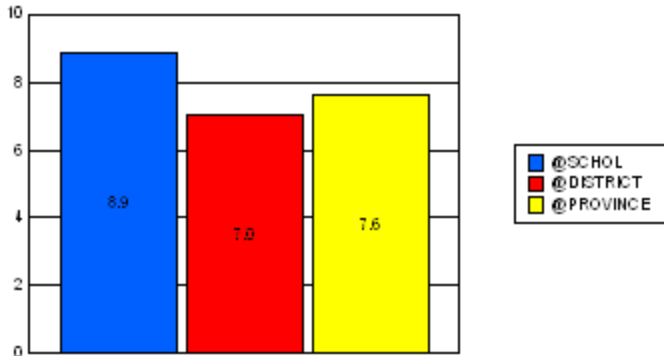
Early School Leaver Report 2002-03 to 2003-04

District 4 - Eastern

#354 - St. Kevin's High, St. John's (Goulds)

	*[N=383] School		*[N=13,310] District		*[N=24,735] Province	
	<u>Number</u>	<u>% of Total</u>	<u>Number</u>	<u>% of Total</u>	<u>Number</u>	<u>% of Total</u>
Dropout	16	4.2%	539	4.0%	1,065	4.3%
Unknown	16	4.2%	303	2.3%	596	2.4%
Other	2	0.5%	92	0.7%	221	0.9%
Total	34	8.9%	934	7.0%	1,882	7.6%

School Dropout Rate = 8.9 - - - -> $(34/383*100\%)$
 District Dropout Rate = 7.0 - - - -> $(934/13,310*100\%)$
 Provincial Dropout Rate = 7.6 - - - -> $(1,882/24,735*100\%)$



* Number of high school students registered in the high school certification system at year end.



Early School Leaver Report 2002-03 to 2003-04

District 4 - Eastern

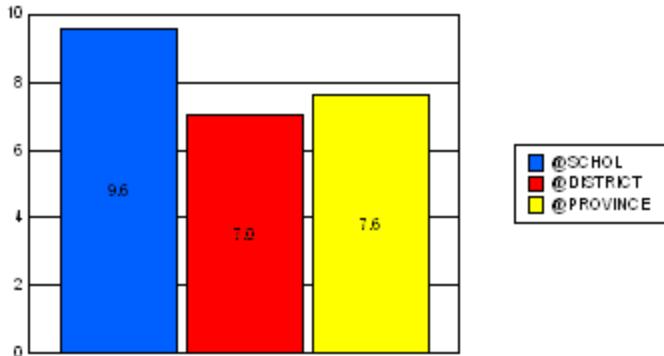
#368 - Holy Trinity High School, Torbay

	*[N=417] School		*[N=13,310] District		*[N=24,735] Province	
	<u>Number</u>	<u>% of Total</u>	<u>Number</u>	<u>% of Total</u>	<u>Number</u>	<u>% of Total</u>
Dropout	5	1.2%	539	4.0%	1,065	4.3%
Unknown	31	7.4%	303	2.3%	596	2.4%
Other	4	1.0%	92	0.7%	221	0.9%
Total	40	9.6%	934	7.0%	1,882	7.6%

School Dropout Rate = 9.6 - - - -> $(40/417*100\%)$

District Dropout Rate = 7.0 - - - -> $(934/13,310*100\%)$

Provincial Dropout Rate = 7.6 - - - -> $(1,882/24,735*100\%)$



* Number of high school students registered in the high school certification system at year end.



Early School Leaver Report 2002-03 to 2003-04

District 4 - Eastern

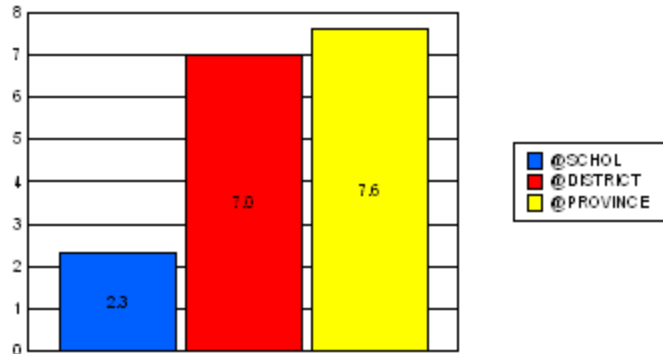
#370 - Stella Maris Academy, Trepassey

	*[N=87] School		*[N=13,310] District		*[N=24,735] Province	
	<u>Number</u>	<u>% of Total</u>	<u>Number</u>	<u>% of Total</u>	<u>Number</u>	<u>% of Total</u>
Dropout	1	1.1%	539	4.0%	1,065	4.3%
Unknown	0	0.0%	303	2.3%	596	2.4%
Other	1	1.1%	92	0.7%	221	0.9%
Total	2	2.3%	934	7.0%	1,882	7.6%

School Dropout Rate = 2.3 ----> $(2/87*100\%)$

District Dropout Rate = 7.0 ----> $(934/13,310*100\%)$

Provincial Dropout Rate = 7.6 ----> $(1,882/24,735*100\%)$



* Number of high school students registered in the high school certification system at year end.



Early School Leaver Report 2002-03 to 2003-04

District 4 - Eastern

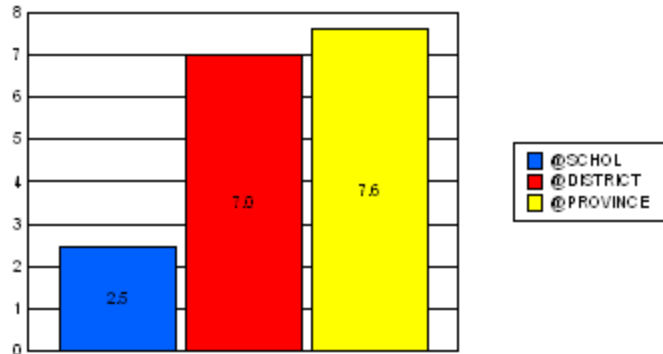
#427 - Holy Name of Mary Academy, Lawn

	*[N=81] School		*[N=13,310] District		*[N=24,735] Province	
	<u>Number</u>	<u>% of Total</u>	<u>Number</u>	<u>% of Total</u>	<u>Number</u>	<u>% of Total</u>
Dropout	2	2.5%	539	4.0%	1,065	4.3%
Unknown	0	0.0%	303	2.3%	596	2.4%
Other	0	0.0%	92	0.7%	221	0.9%
Total	2	2.5%	934	7.0%	1,882	7.6%

School Dropout Rate = 2.5 - - - -> $(2/81*100\%)$

District Dropout Rate = 7.0 - - - -> $(934/13,310*100\%)$

Provincial Dropout Rate = 7.6 - - - -> $(1,882/24,735*100\%)$



* Number of high school students registered in the high school certification system at year end.



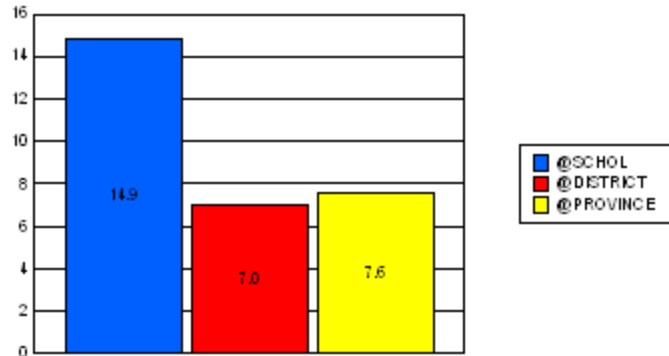
Early School Leaver Report 2002-03 to 2003-04

District 4 - Eastern

#431 - Southwest Arm Academy, Little Heart's Ease

	*[N=47] School		*[N=13,310] District		*[N=24,735] Province	
	<u>Number</u>	<u>% of Total</u>	<u>Number</u>	<u>% of Total</u>	<u>Number</u>	<u>% of Total</u>
Dropout	3	6.4%	539	4.0%	1,065	4.3%
Unknown	1	2.1%	303	2.3%	596	2.4%
Other	3	6.4%	92	0.7%	221	0.9%
Total	7	14.9%	934	7.0%	1,882	7.6%

School Dropout Rate = 14.9 - - - -> $(7/47*100\%)$
District Dropout Rate = 7.0 - - - -> $(934/13,310*100\%)$
Provincial Dropout Rate = 7.6 - - - -> $(1,882/24,735*100\%)$



* Number of high school students registered in the high school certification system at year end.



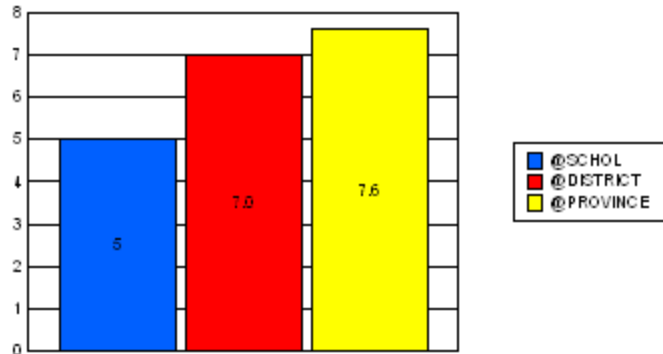
Early School Leaver Report 2002-03 to 2003-04

District 4 - Eastern

#447 - Baltimore School, Ferryland

	*[N=140] School		*[N=13,310] District		*[N=24,735] Province	
	<u>Number</u>	<u>% of Total</u>	<u>Number</u>	<u>% of Total</u>	<u>Number</u>	<u>% of Total</u>
Dropout	6	4.3%	539	4.0%	1,065	4.3%
Unknown	1	0.7%	303	2.3%	596	2.4%
Other	0	0.0%	92	0.7%	221	0.9%
Total	7	5.0%	934	7.0%	1,882	7.6%

School Dropout Rate = 5.0 - - - -> $(7/140*100\%)$
District Dropout Rate = 7.0 - - - -> $(934/13,310*100\%)$
Provincial Dropout Rate = 7.6 - - - -> $(1,882/24,735*100\%)$



* Number of high school students registered in the high school certification system at year end.



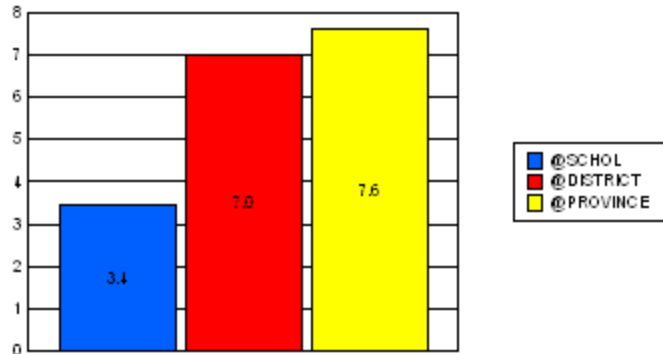
Early School Leaver Report 2002-03 to 2003-04

District 4 - Eastern

#464 - Crescent Collegiate, Blaketown

	*[N=435] School		*[N=13,310] District		*[N=24,735] Province	
	<u>Number</u>	<u>% of Total</u>	<u>Number</u>	<u>% of Total</u>	<u>Number</u>	<u>% of Total</u>
Dropout	7	1.6%	539	4.0%	1,065	4.3%
Unknown	4	0.9%	303	2.3%	596	2.4%
Other	4	0.9%	92	0.7%	221	0.9%
Total	15	3.4%	934	7.0%	1,882	7.6%

School Dropout Rate = 3.4 - - - -> $(15/435 \times 100\%)$
 District Dropout Rate = 7.0 - - - -> $(934/13,310 \times 100\%)$
 Provincial Dropout Rate = 7.6 - - - -> $(1,882/24,735 \times 100\%)$



* Number of high school students registered in the high school certification system at year end.



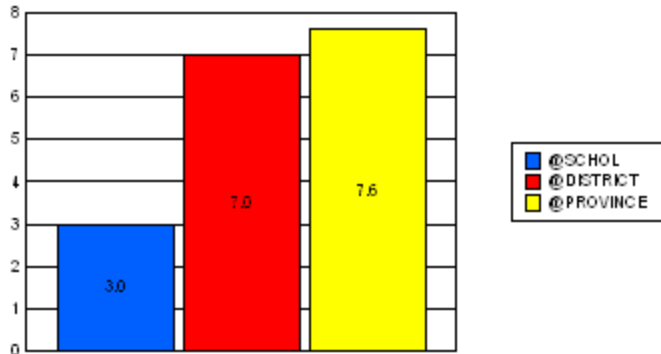
Early School Leaver Report 2002-03 to 2003-04

District 4 - Eastern

#471 - Heritage Collegiate, Lethbridge

	*[N=134] School		*[N=13,310] District		*[N=24,735] Province	
	<u>Number</u>	<u>% of Total</u>	<u>Number</u>	<u>% of Total</u>	<u>Number</u>	<u>% of Total</u>
Dropout	2	1.5%	539	4.0%	1,065	4.3%
Unknown	0	0.0%	303	2.3%	596	2.4%
Other	2	1.5%	92	0.7%	221	0.9%
Total	4	3.0%	934	7.0%	1,882	7.6%

School Dropout Rate = 3.0 - - - -> $(4/134*100\%)$
 District Dropout Rate = 7.0 - - - -> $(934/13,310*100\%)$
 Provincial Dropout Rate = 7.6 - - - -> $(1,882/24,735*100\%)$



* Number of high school students registered in the high school certification system at year end.



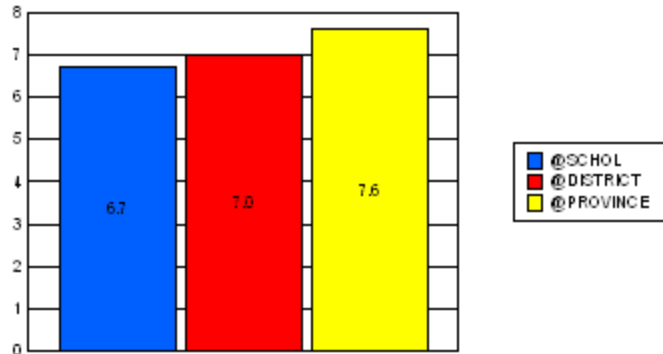
Early School Leaver Report 2002-03 to 2003-04

District 4 - Eastern

#476 - Baccalieu Collegiate, Old Perlican

	*[N=194] School		*[N=13,310] District		*[N=24,735] Province	
	<u>Number</u>	<u>% of Total</u>	<u>Number</u>	<u>% of Total</u>	<u>Number</u>	<u>% of Total</u>
Dropout	10	5.2%	539	4.0%	1,065	4.3%
Unknown	3	1.5%	303	2.3%	596	2.4%
Other	0	0.0%	92	0.7%	221	0.9%
Total	13	6.7%	934	7.0%	1,882	7.6%

School Dropout Rate = 6.7 - - - -> $(13/194*100\%)$
District Dropout Rate = 7.0 - - - -> $(934/13,310*100\%)$
Provincial Dropout Rate = 7.6 - - - -> $(1,882/24,735*100\%)$



* Number of high school students registered in the high school certification system at year end.



Early School Leaver Report 2002-03 to 2003-04

District 4 - Eastern

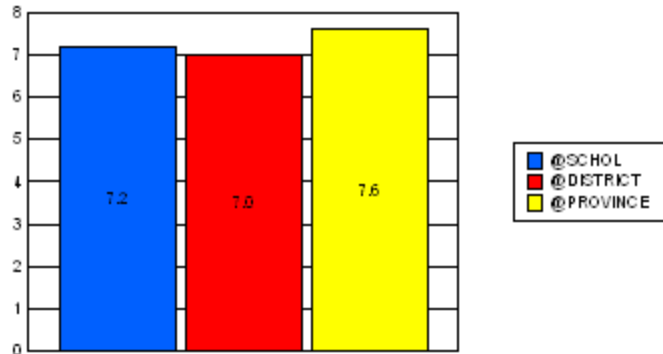
#924 - Tricentia Academy, Arnold's Cove

	*[N=111] School		*[N=13,310] District		*[N=24,735] Province	
	<u>Number</u>	<u>% of Total</u>	<u>Number</u>	<u>% of Total</u>	<u>Number</u>	<u>% of Total</u>
Dropout	7	6.3%	539	4.0%	1,065	4.3%
Unknown	0	0.0%	303	2.3%	596	2.4%
Other	1	0.9%	92	0.7%	221	0.9%
Total	8	7.2%	934	7.0%	1,882	7.6%

School Dropout Rate = 7.2 - - - -> $(8/111*100\%)$

District Dropout Rate = 7.0 - - - -> $(934/13,310*100\%)$

Provincial Dropout Rate = 7.6 - - - -> $(1,882/24,735*100\%)$



* Number of high school students registered in the high school certification system at year end.



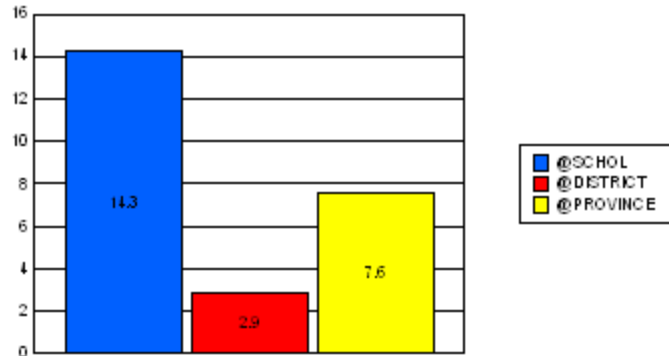
Early School Leaver Report 2002-03 to 2003-04

District 5 - Conseil scolaire francophone

#460 - Centre scolaire et communautaire des Grands-Vents, St

	*[N=7] School		*[N=35] District		*[N=24,735] Province	
	<u>Number</u>	<u>% of Total</u>	<u>Number</u>	<u>% of Total</u>	<u>Number</u>	<u>% of Total</u>
Dropout	0	0.0%	0	0.0%	1,065	4.3%
Unknown	0	0.0%	0	0.0%	596	2.4%
Other	1	14.3%	1	2.9%	221	0.9%
Total	1	14.3%	1	2.9%	1,882	7.6%

School Dropout Rate = 14.3 - - - -> $(1/7*100\%)$
District Dropout Rate = 2.9 - - - -> $(1/35*100\%)$
Provincial Dropout Rate = 7.6 - - - -> $(1,882/24,735*100\%)$



* Number of high school students registered in the high school certification system at year end.



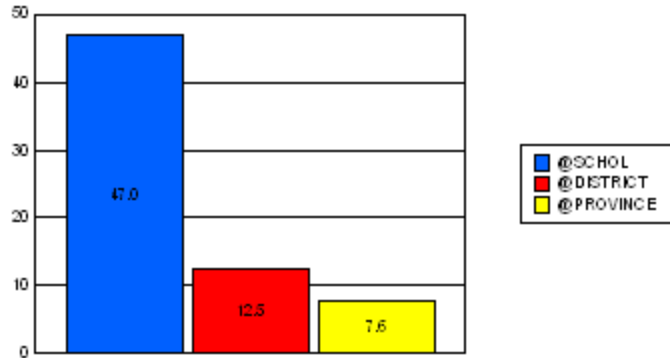
Early School Leaver Report 2002-03 to 2003-04

District 803 - Private

#374 - Brother T. I. Murphy, St. John's

	*[N=83] School		*[N=351] District		*[N=24,735] Province	
	<u>Number</u>	<u>% of Total</u>	<u>Number</u>	<u>% of Total</u>	<u>Number</u>	<u>% of Total</u>
Dropout	20	24.1%	20	5.7%	1,065	4.3%
Unknown	18	21.7%	20	5.7%	596	2.4%
Other	1	1.2%	4	1.1%	221	0.9%
Total	39	47.0%	44	12.5%	1,882	7.6%

School Dropout Rate = 47.0 - - - -> (39/83*100%)
 District Dropout Rate = 12.5 - - - -> (44/351*100%)
 Provincial Dropout Rate = 7.6 - - - -> (1,882/24,735*100%)



* Number of high school students registered in the high school certification system at year end.



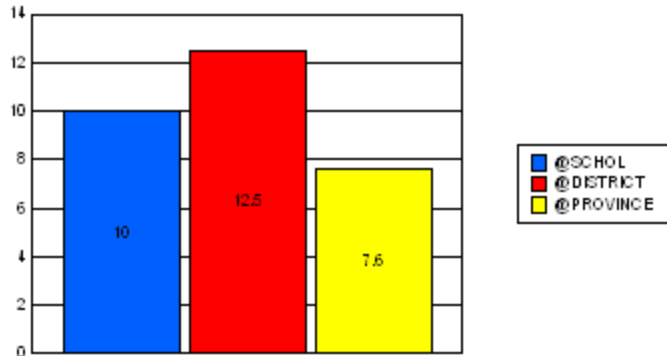
Early School Leaver Report 2002-03 to 2003-04

District 803 - Private

#375 - Lakecrest -St. John's Independent School, St. John's

	*[N=10] School		*[N=351] District		*[N=24,735] Province	
	<u>Number</u>	<u>% of Total</u>	<u>Number</u>	<u>% of Total</u>	<u>Number</u>	<u>% of Total</u>
Dropout	0	0.0%	20	5.7%	1,065	4.3%
Unknown	0	0.0%	20	5.7%	596	2.4%
Other	1	10.0%	4	1.1%	221	0.9%
Total	1	10.0%	44	12.5%	1,882	7.6%

School Dropout Rate = 10.0 ---> $(1/10*100\%)$
 District Dropout Rate = 12.5 ---> $(44/351*100\%)$
 Provincial Dropout Rate = 7.6 ---> $(1,882/24,735*100\%)$



* Number of high school students registered in the high school certification system at year end.



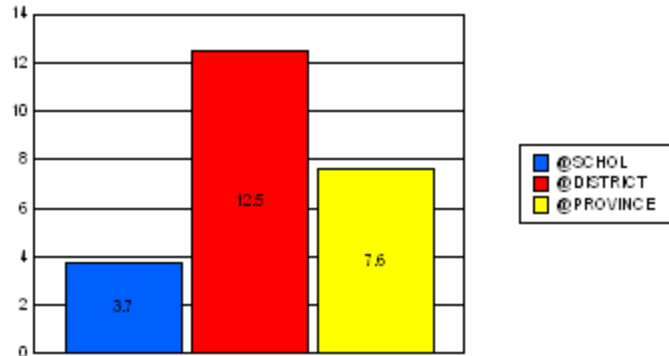
Early School Leaver Report 2002-03 to 2003-04

District 803 - Private

#450 - St. Bonaventure's College, St. John's

	*[N=107] School		*[N=351] District		*[N=24,735] Province	
	<u>Number</u>	<u>% of Total</u>	<u>Number</u>	<u>% of Total</u>	<u>Number</u>	<u>% of Total</u>
Dropout	0	0.0%	20	5.7%	1,065	4.3%
Unknown	2	1.9%	20	5.7%	596	2.4%
Other	2	1.9%	4	1.1%	221	0.9%
Total	4	3.7%	44	12.5%	1,882	7.6%

School Dropout Rate = 3.7 - - - -> $(4/107*100\%)$
 District Dropout Rate = 12.5 - - - -> $(44/351*100\%)$
 Provincial Dropout Rate = 7.6 - - - -> $(1,882/24,735*100\%)$



* Number of high school students registered in the high school certification system at year end.



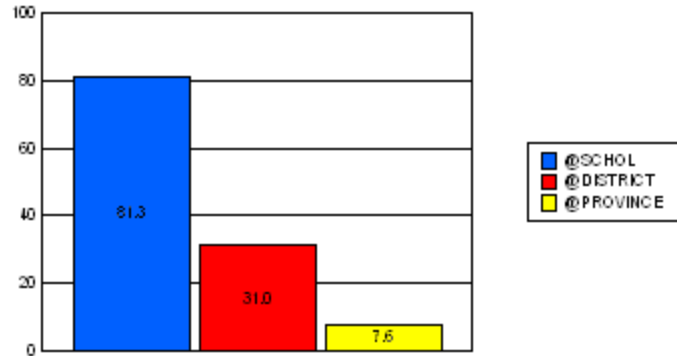
Early School Leaver Report 2002-03 to 2003-04

District 804 - Native Federal

#019 - Mushuau Innu Natuashish School, Natuashish

	*[N=16] School		*[N=58] District		*[N=24,735] Province	
	<u>Number</u>	<u>% of Total</u>	<u>Number</u>	<u>% of Total</u>	<u>Number</u>	<u>% of Total</u>
Dropout	12	75.0%	15	25.9%	1,065	4.3%
Unknown	0	0.0%	2	3.4%	596	2.4%
Other	1	6.3%	1	1.7%	221	0.9%
Total	13	81.3%	18	31.0%	1,882	7.6%

School Dropout Rate = 81.3 - - - -> $(13/16*100\%)$
 District Dropout Rate = 31.0 - - - -> $(18/58*100\%)$
 Provincial Dropout Rate = 7.6 - - - -> $(1,882/24,735*100\%)$



* Number of high school students registered in the high school certification system at year end.



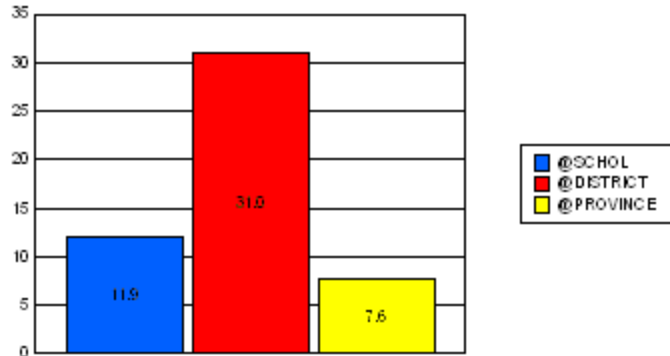
Early School Leaver Report 2002-03 to 2003-04

District 804 - Native Federal

#376 - St. Anneway Kegnamogwom, Conne River

	*[N=42] School		*[N=58] District		*[N=24,735] Province	
	<u>Number</u>	<u>% of Total</u>	<u>Number</u>	<u>% of Total</u>	<u>Number</u>	<u>% of Total</u>
Dropout	3	7.1%	15	25.9%	1,065	4.3%
Unknown	2	4.8%	2	3.4%	596	2.4%
Other	0	0.0%	1	1.7%	221	0.9%
Total	5	11.9%	18	31.0%	1,882	7.6%

School Dropout Rate = 11.9 ----> $(5/42*100\%)$
 District Dropout Rate = 31.0 ----> $(18/58*100\%)$
 Provincial Dropout Rate = 7.6 ----> $(1,882/24,735*100\%)$



* Number of high school students registered in the high school certification system at year end.



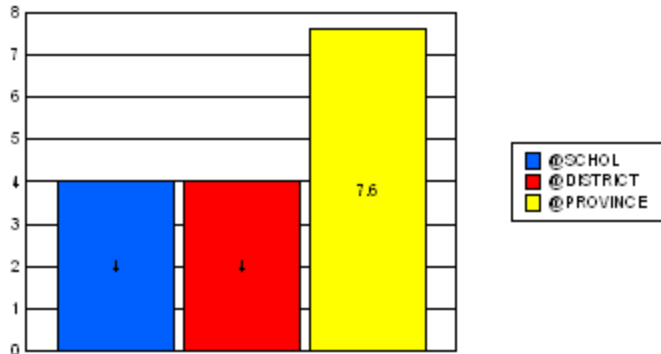
Early School Leaver Report 2002-03 to 2003-04

District 902 - Institutional

#377 - NF School for the Deaf, St. John's

	*[N=25] School		*[N=25] District		*[N=24,735] Province	
	<u>Number</u>	<u>% of Total</u>	<u>Number</u>	<u>% of Total</u>	<u>Number</u>	<u>% of Total</u>
Dropout	1	4.0%	1	4.0%	1,065	4.3%
Unknown	0	0.0%	0	0.0%	596	2.4%
Other	0	0.0%	0	0.0%	221	0.9%
Total	1	4.0%	1	4.0%	1,882	7.6%

School Dropout Rate = 4.0 - - - -> $(1/25*100\%)$
 District Dropout Rate = 4.0 - - - -> $(1/25*100\%)$
 Provincial Dropout Rate = 7.6 - - - -> $(1,882/24,735*100\%)$



* Number of high school students registered in the high school certification system at year end.



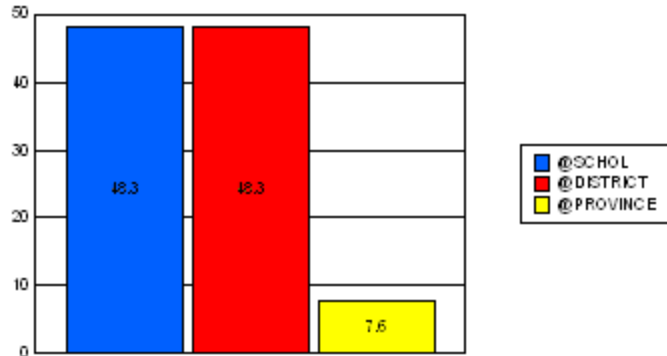
Early School Leaver Report 2002-03 to 2003-04

District 903 - Social Service

#378 - NF & Lab Youth Centre, Whitbourne

	*[N=29] School		*[N=29] District		*[N=24,735] Province	
	<u>Number</u>	<u>% of Total</u>	<u>Number</u>	<u>% of Total</u>	<u>Number</u>	<u>% of Total</u>
Dropout	0	0.0%	0	0.0%	1,065	4.3%
Unknown	13	44.8%	13	44.8%	596	2.4%
Other	1	3.4%	1	3.4%	221	0.9%
Total	14	48.3%	14	48.3%	1,882	7.6%

School Dropout Rate = 48.3 - - - -> $(14/29*100\%)$
 District Dropout Rate = 48.3 - - - -> $(14/29*100\%)$
 Provincial Dropout Rate = 7.6 - - - -> $(1,882/24,735*100\%)$



* Number of high school students registered in the high school certification system at year end.