



## High School Course Results 2002-03

District 9 - Avalon West

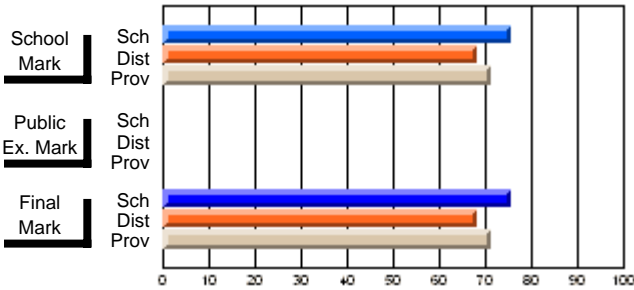
#247 - Roncalli Central High, Avondale

Grades: 5-12

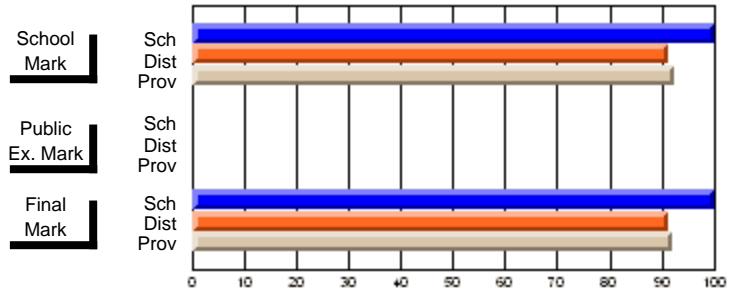
**Subject: Art**

Course: ART TECHNOLOGIES 1201			
# students in course: 25			
	<b>School Mark</b>	School vs District	School vs Province
<b>Average Score</b>			
School	<b>75.5</b>		
District	68.0	P	P
Province	71.4		
<b>Percent of Passes</b>			
School	<b>100.0</b>		
District	91.3	P	P
Province	92.3		

**Average Scores**



**Percent Passes**



\* Data from the High School Certification System. The results from supplementary courses are not reflected in these results. All students obtaining a score of 48 or 49 on the final mark, were adjusted to 50 and are reflected in the Final Mark column.



## High School Course Results 2002-03

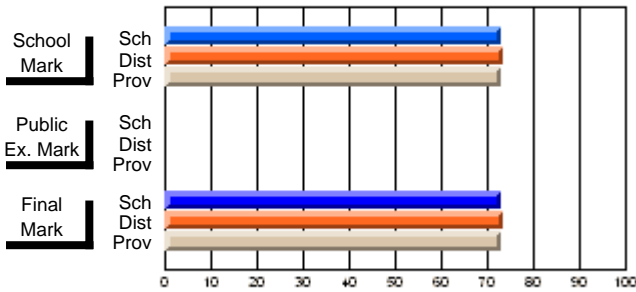
District 9 - Avalon West

#247 - Roncalli Central High, Avondale

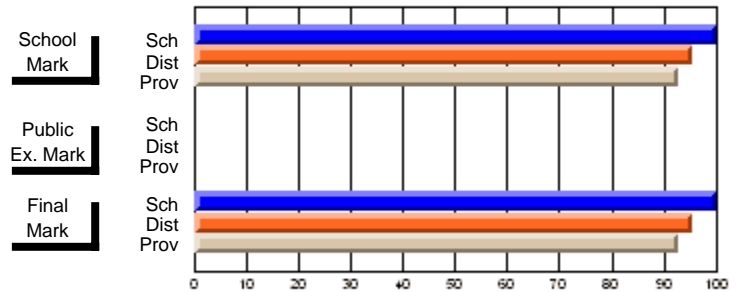
Grades: 5-12

Course: ART & DESIGN 2200			
# students in course: 14			
	School Mark	School vs District	School vs Province
<b>Average Score</b>	<b>73.0</b>		
School	73.0		
District	73.4	q	P
Province	72.9		
<b>Percent of Passes</b>	<b>100.0</b>		
School	100.0		
District	95.6	P	P
Province	92.9		

**Average Scores**



**Percent Passes**



\* Data from the High School Certification System. The results from supplementary courses are not reflected in these results. All students obtaining a score of 48 or 49 on the final mark, were adjusted to 50 and are reflected in the Final Mark column.



## High School Course Results 2002-03

District 9 - Avalon West

#247 - Roncalli Central High, Avondale

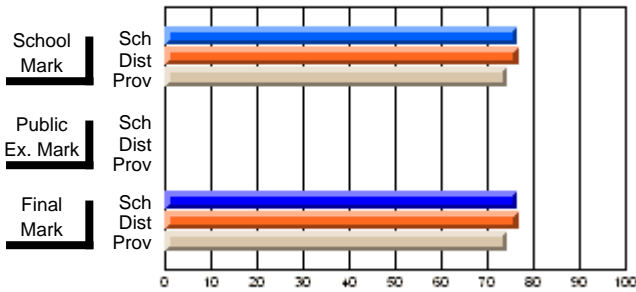
Grades: 5-12

Course: ART & DESIGN 3200			
# students in course: 37			
	<b>School Mark</b>	School vs District	School vs Province
<b>Average Score</b>	<b>76.6</b>		
School	76.6		
District	76.7	q	p
Province	74.4		
<b>Percent of Passes</b>	<b>97.3</b>		
School	97.3		
District	97.8	q	p
Province	94.0		

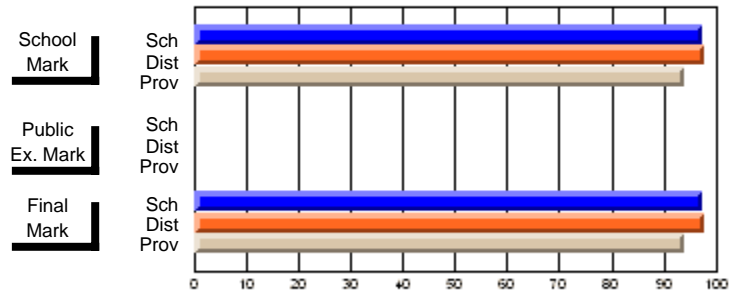
  

	<b>Public Exam Mark</b>	School vs District	School vs Province
<b>Final Mark</b>	<b>76.6</b>		
School	76.6		
District	76.7	q	p
Province	74.4		
<b>Percent of Passes</b>	<b>97.3</b>		
School	97.3		
District	97.8	q	p
Province	94.1		

**Average Scores**



**Percent Passes**



\* Data from the High School Certification System. The results from supplementary courses are not reflected in these results. All students obtaining a score of 48 or 49 on the final mark, were adjusted to 50 and are reflected in the Final Mark column.



## High School Course Results 2002-03

District 9 - Avalon West

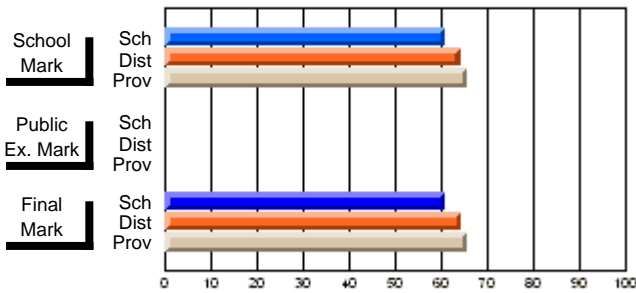
#247 - Roncalli Central High, Avondale

Grades: 5-12

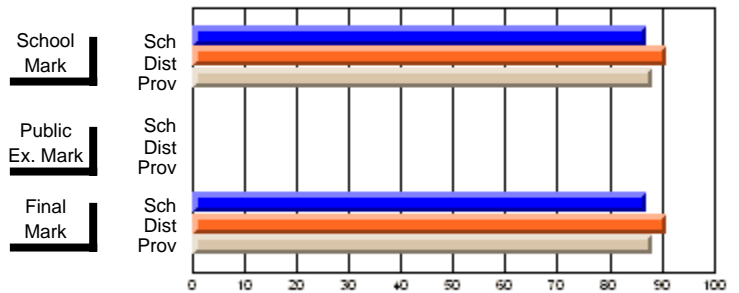
**Subject: Enterprise Education**

Course: CONSUMER STUDIES 1202									
# students in course: 23									
	<b>School Mark</b>	School vs District	School vs Province	<b>Public Exam Mark</b>	School vs District	School vs Province	<b>Final Mark</b>	School vs District	School vs Province
<b><u>Average Score</u></b>	<b>61.0</b>						<b>61.0</b>		
School	61.0						61.0		
District	64.1	q	q				64.2	q	q
Province	65.6						65.6		
<b><u>Percent of Passes</u></b>	<b>87.0</b>						<b>87.0</b>		
School	87.0						87.0		
District	90.9	q	q				91.0	q	q
Province	88.2						88.3		

**Average Scores**



**Percent Passes**



\* Data from the High School Certification System. The results from supplementary courses are not reflected in these results. All students obtaining a score of 48 or 49 on the final mark, were adjusted to 50 and are reflected in the Final Mark column.



**High School Course Results  
2002-03**

District 9 - Avalon West

#247 - Roncalli Central High, Avondale

Grades: 5-12

Course: CONSUMER STUDIES (M) 1262				School data has 5 or fewer students. Data withheld for reasons of confidentiality.					
# students in course: 1	<b>School Mark</b>	School vs District	School vs Province	<b>Public Exam Mark</b>	School vs District	School vs Province	<b>Final Mark</b>	School vs District	School vs Province
<b>Average Score</b>									
School									
District	56.6	q	q				56.6	q	q
Province	57.5						57.5		
<b>Percent of Passes</b>									
School									
District	100.0	P	P				100.0	P	P
Province	85.0						85.0		

\* Data from the High School Certification System. The results from supplementary courses are not reflected in these results. All students obtaining a score of 48 or 49 on the final mark, were adjusted to 50 and are reflected in the Final Mark column.



## High School Course Results 2002-03

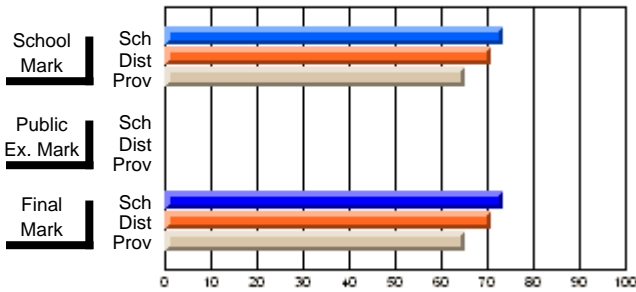
District 9 - Avalon West

#247 - Roncalli Central High, Avondale

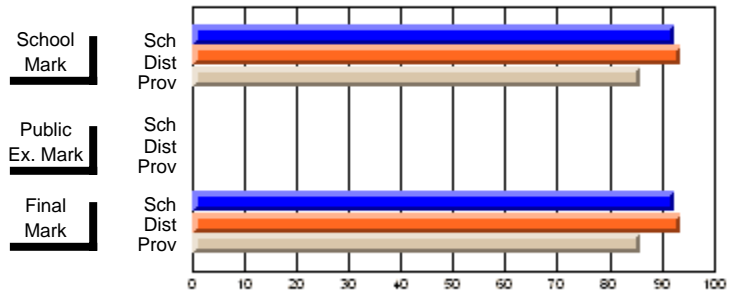
Grades: 5-12

<b>Course: CANADIAN ECONOMY 2203</b>						
# students in course: 27						
	<b>School Mark</b>	School vs District	School vs Province	<b>Public Exam Mark</b>	School vs District	School vs Province
<b>Average Score</b>	<b>73.5</b>					
School	70.7	P	P			
District	65.1				P	P
Province						
<b>Percent of Passes</b>						
School	<b>92.6</b>					
District	93.8	Q	P		Q	P
Province	85.8					

**Average Scores**



**Percent Passes**



\* Data from the High School Certification System. The results from supplementary courses are not reflected in these results. All students obtaining a score of 48 or 49 on the final mark, were adjusted to 50 and are reflected in the Final Mark column.



## High School Course Results 2002-03

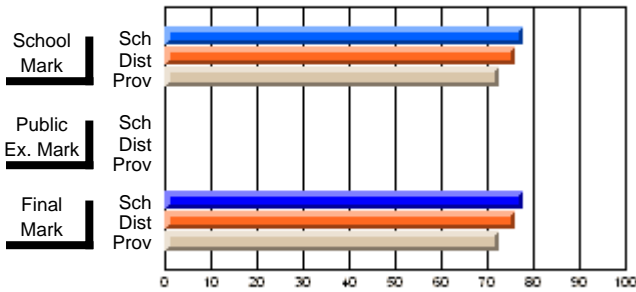
District 9 - Avalon West

#247 - Roncalli Central High, Avondale

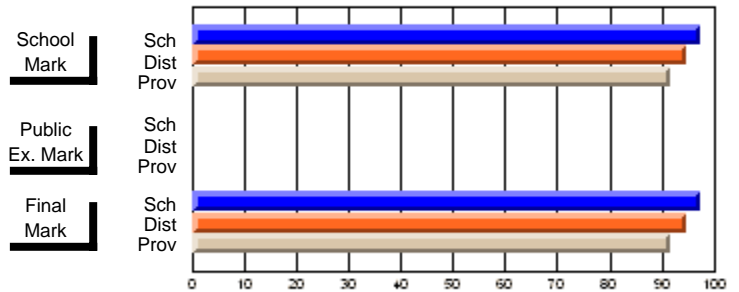
Grades: 5-12

Course: ENTERPRISE 3205											
# students in course: 37											
	<b>School Mark</b>	School vs District	School vs Province		<b>Public Exam Mark</b>	School vs District	School vs Province		<b>Final Mark</b>	School vs District	School vs Province
<b><u>Average Score</u></b>	<b>77.6</b>								<b>77.6</b>		
School	76.2	P	P						76.2	P	P
District	72.6								72.6		
Province											
<b><u>Percent of Passes</u></b>	<b>97.3</b>								<b>97.3</b>		
School	94.7	P	P						94.7	P	P
District	91.7								91.7		
Province											

**Average Scores**



**Percent Passes**



\* Data from the High School Certification System. The results from supplementary courses are not reflected in these results. All students obtaining a score of 48 or 49 on the final mark, were adjusted to 50 and are reflected in the Final Mark column.



## High School Course Results 2002-03

District 9 - Avalon West

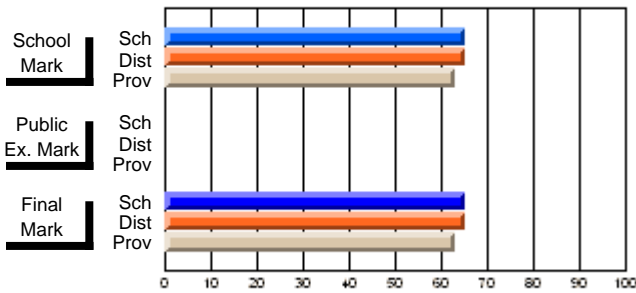
#247 - Roncalli Central High, Avondale

Grades: 5-12

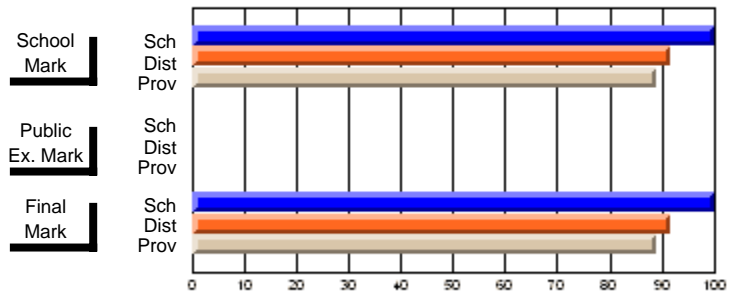
### Subject: English Language

Course: ENGLISH 1200								
# students in course: 11								
	<b>School Mark</b>	School vs District	School vs Province		<b>Public Exam Mark</b>	School vs District	School vs Province	
<b><u>Average Score</u></b>	<b>65.1</b>							
School	65.1							
District	65.0	P	P					
Province	62.9							
<b><u>Percent of Passes</u></b>	<b>100.0</b>							
School	100.0							
District	91.8	P	P					
Province	88.9							

**Average Scores**



**Percent Passes**



\* Data from the High School Certification System. The results from supplementary courses are not reflected in these results. All students obtaining a score of 48 or 49 on the final mark, were adjusted to 50 and are reflected in the Final Mark column.







## High School Course Results 2002-03

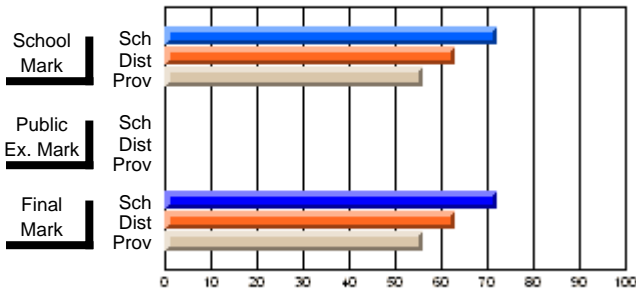
District 9 - Avalon West

#247 - Roncalli Central High, Avondale

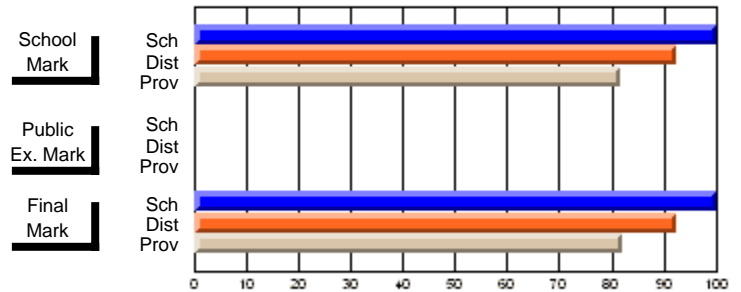
Grades: 5-12

Course: ENGLISH 1202											
# students in course: 12											
		<b>School Mark</b>	School vs District	School vs Province			<b>Public Exam Mark</b>	School vs District	School vs Province		
		<b>72.0</b>									
<b>Average Score</b>		63.2	P	P							
School		56.0									
District											
Province											
		<b>100.0</b>									
<b>Percent of Passes</b>		92.6	P	P							
School		81.9									
District											
Province											
		82.0									
Final Mark											
District											
Province											

**Average Scores**



**Percent Passes**



\* Data from the High School Certification System. The results from supplementary courses are not reflected in these results. All students obtaining a score of 48 or 49 on the final mark, were adjusted to 50 and are reflected in the Final Mark column.



## High School Course Results 2002-03

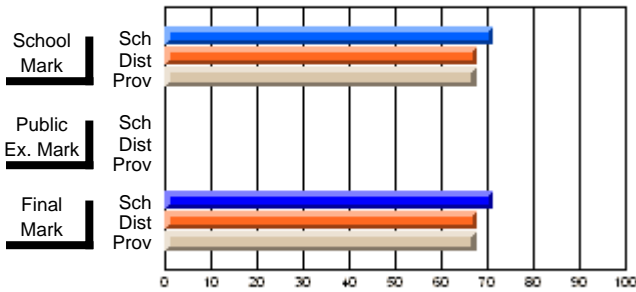
District 9 - Avalon West

#247 - Roncalli Central High, Avondale

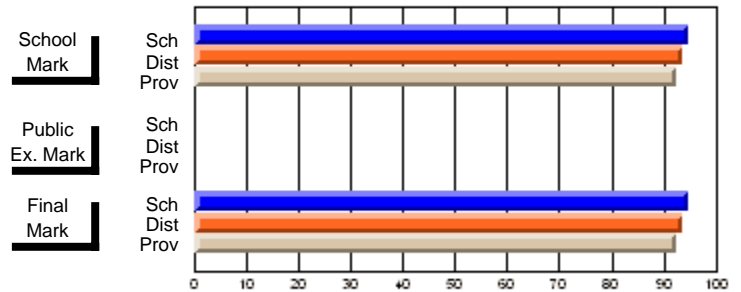
Grades: 5-12

Course: ENGLISH 2201						
# students in course: 59						
	<b>School Mark</b>	School vs District	School vs Province	<b>Public Exam Mark</b>	School vs District	School vs Province
<b>Average Score</b>	<b>71.4</b>					
School	67.9	P	P			
District	67.6					
Province						
<b>Percent of Passes</b>	<b>94.9</b>					
School	93.8	P	P			
District	92.3					
Province						

**Average Scores**



**Percent Passes**



\* Data from the High School Certification System. The results from supplementary courses are not reflected in these results. All students obtaining a score of 48 or 49 on the final mark, were adjusted to 50 and are reflected in the Final Mark column.





## High School Course Results 2002-03

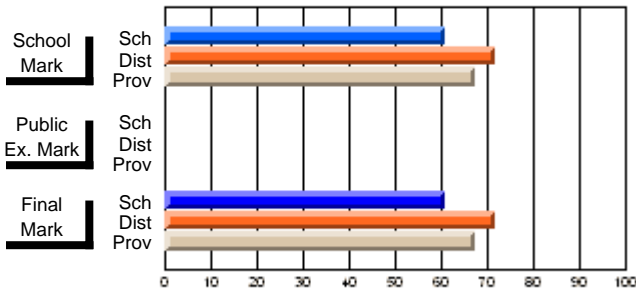
District 9 - Avalon West

#247 - Roncalli Central High, Avondale

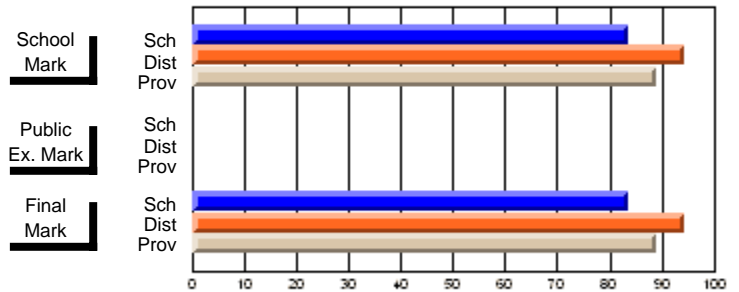
Grades: 5-12

Course: WRITING 2203			
# students in course: 74			
	<b>School Mark</b>	School vs District	School vs Province
<b>Average Score</b>	<b>60.9</b>		
School	71.6	q	q
District	67.4		
Province			
<b>Percent of Passes</b>	<b>83.8</b>		
School	94.4	q	q
District	89.0		
Province			

**Average Scores**



**Percent Passes**



\* Data from the High School Certification System. The results from supplementary courses are not reflected in these results. All students obtaining a score of 48 or 49 on the final mark, were adjusted to 50 and are reflected in the Final Mark column.



**High School Course Results  
2002-03**

District 9 - Avalon West

#247 - Roncalli Central High, Avondale

Grades: 5-12

Course: 032262				School data has 5 or fewer students. Data withheld for reasons of confidentiality.					
# students in course: 5									
	<b>School Mark</b>	School vs District	School vs Province	<b>Public Exam Mark</b>	School vs District	School vs Province	<b>Final Mark</b>	School vs District	School vs Province
<b>Average Score</b>									
School									
District	70.8	P	P				70.8	P	P
Province	59.0						59.0		
<b>Percent of Passes</b>									
School									
District	100.0	P	P				100.0	P	P
Province	89.7						89.7		

\* Data from the High School Certification System. The results from supplementary courses are not reflected in these results. All students obtaining a score of 48 or 49 on the final mark, were adjusted to 50 and are reflected in the Final Mark column.



## High School Course Results 2002-03

District 9 - Avalon West

#247 - Roncalli Central High, Avondale

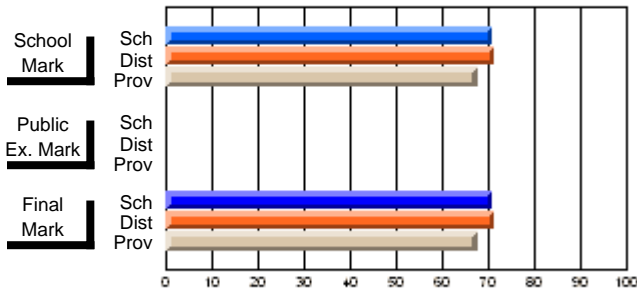
Grades: 5-12

Course: LANGUAGE 3101			
# students in course: 88			
	<b>School Mark</b>	School vs District	School vs Province
<b>Average Score</b>	<b>70.7</b>		
School	70.7		
District	71.3	q	P
Province	67.6		
<b>Percent of Passes</b>			
School	<b>98.9</b>		
District	97.0	P	P
Province	92.9		

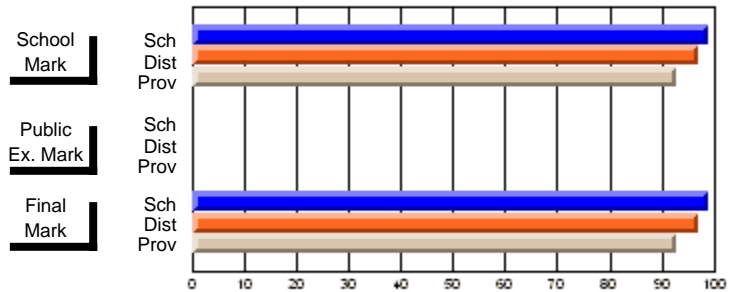
  

	<b>Public Exam Mark</b>	School vs District	School vs Province
<b>Final Mark</b>	<b>70.7</b>		
School	70.7		
District	71.3	q	P
Province	67.5		

**Average Scores**



**Percent Passes**



\* Data from the High School Certification System. The results from supplementary courses are not reflected in these results. All students obtaining a score of 48 or 49 on the final mark, were adjusted to 50 and are reflected in the Final Mark column.



## High School Course Results 2002-03

District 9 - Avalon West

#247 - Roncalli Central High, Avondale

Grades: 5-12

Course: BUSINESS ENGLISH 3102			
# students in course: 60			
	School Mark	School vs District	School vs Province
<b>Average Score</b>	<b>72.3</b>		
School	67.5	P	P
District	63.2		
Province			
<b>Percent of Passes</b>	<b>100.0</b>		
School	94.8	P	P
District	90.1		
Province			

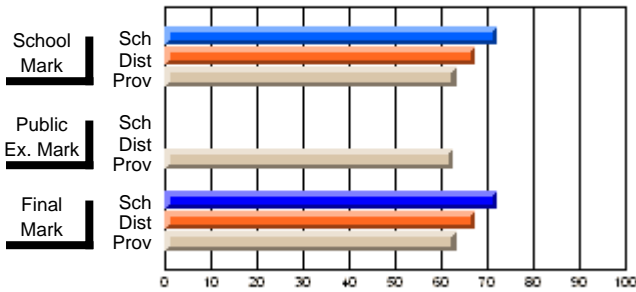
  

	Public Exam Mark	School vs District	School vs Province
<b>Public Exam Mark</b>	<b>62.5</b>		
School	62.5		
District			
Province			

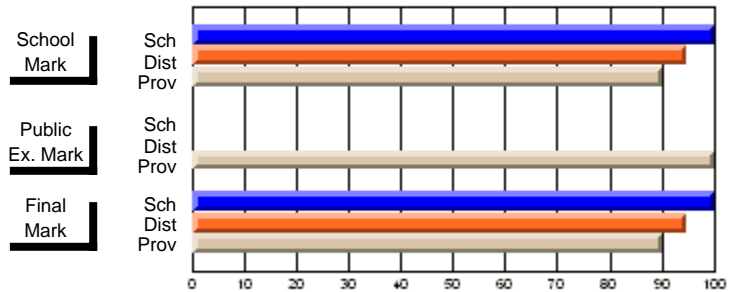
  

	Final Mark	School vs District	School vs Province
<b>Final Mark</b>	<b>72.3</b>		
School	67.5	P	P
District	63.2		
Province			

**Average Scores**



**Percent Passes**



\* Data from the High School Certification System. The results from supplementary courses are not reflected in these results. All students obtaining a score of 48 or 49 on the final mark, were adjusted to 50 and are reflected in the Final Mark column.





**High School Course Results  
2002-03**

District 9 - Avalon West

#247 - Roncalli Central High, Avondale

Grades: 5-12

Course: LANGUAGE(M) 3161				School data has 5 or fewer students. Data withheld for reasons of confidentiality.					
# students in course: 3									
	<b>School Mark</b>	School vs District	School vs Province	<b>Public Exam Mark</b>	School vs District	School vs Province	<b>Final Mark</b>	School vs District	School vs Province
<b>Average Score</b>									
School									
District	57.8	q	P				57.8	q	P
Province	55.8						54.1		
<b>Percent of Passes</b>									
School									
District	100.0	P	P				100.0	P	P
Province	100.0						90.0		

\* Data from the High School Certification System. The results from supplementary courses are not reflected in these results. All students obtaining a score of 48 or 49 on the final mark, were adjusted to 50 and are reflected in the Final Mark column.



## High School Course Results 2002-03

District 9 - Avalon West

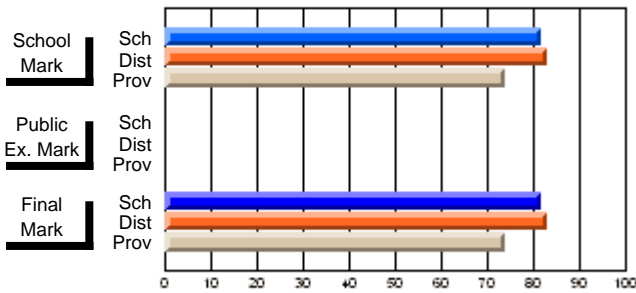
#247 - Roncalli Central High, Avondale

Grades: 5-12

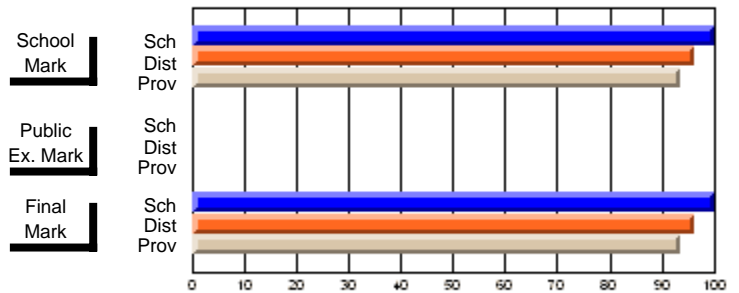
### Subject: English Literature

Course: THEATRE ARTS 2200									
# students in course: 7									
	<b>School Mark</b>	School vs District	School vs Province	<b>Public Exam Mark</b>	School vs District	School vs Province	<b>Final Mark</b>	School vs District	School vs Province
<b><u>Average Score</u></b>	<b>81.7</b>						<b>81.7</b>		
School	82.8	q	p				82.8	q	p
District	73.9						73.9		
Province							73.9		
<b><u>Percent of Passes</u></b>	<b>100.0</b>						<b>100.0</b>		
School	96.3	p	p				96.3	p	p
District	93.5						93.6		
Province							93.6		

**Average Scores**



**Percent Passes**



\* Data from the High School Certification System. The results from supplementary courses are not reflected in these results. All students obtaining a score of 48 or 49 on the final mark, were adjusted to 50 and are reflected in the Final Mark column.



## High School Course Results 2002-03

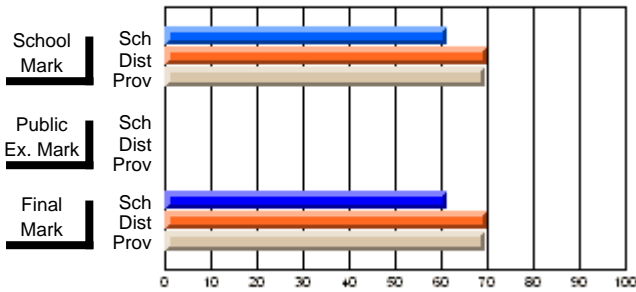
District 9 - Avalon West

#247 - Roncalli Central High, Avondale

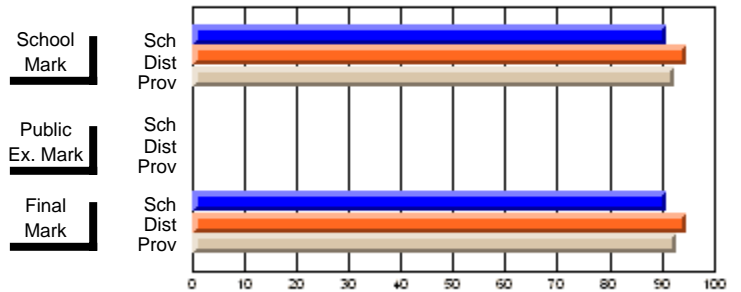
Grades: 5-12

Course: LITERARY HERITAGE 3202						
# students in course: 65						
	<b>School Mark</b>	School vs District	School vs Province	<b>Public Exam Mark</b>	School vs District	School vs Province
<b>Average Score</b>	<b>61.2</b>					
School	61.2					
District	69.8	q	q			
Province	69.7					
<b>Percent of Passes</b>	<b>90.8</b>					
School	90.8					
District	94.9	q	q			
Province	92.6					

**Average Scores**



**Percent Passes**



\* Data from the High School Certification System. The results from supplementary courses are not reflected in these results. All students obtaining a score of 48 or 49 on the final mark, were adjusted to 50 and are reflected in the Final Mark column.



**High School Course Results  
2002-03**

District 9 - Avalon West

#247 - Roncalli Central High, Avondale

Grades: 5-12

Course: LITERARY HERITAGE (M) 3262				School data has 5 or fewer students. Data withheld for reasons of confidentiality.					
# students in course: 1	<b>School Mark</b>	School vs District	School vs Province	<b>Public Exam Mark</b>	School vs District	School vs Province	<b>Final Mark</b>	School vs District	School vs Province
<b>Average Score</b>									
School									
District	50.0	P	P				50.0	P	P
Province	50.0						50.0		
<b>Percent of Passes</b>									
School									
District	100.0	P	P				100.0	P	P
Province	100.0						100.0		

\* Data from the High School Certification System. The results from supplementary courses are not reflected in these results. All students obtaining a score of 48 or 49 on the final mark, were adjusted to 50 and are reflected in the Final Mark column.



## High School Course Results 2002-03

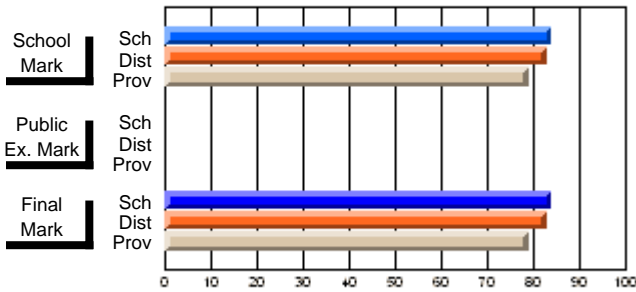
District 9 - Avalon West

#247 - Roncalli Central High, Avondale

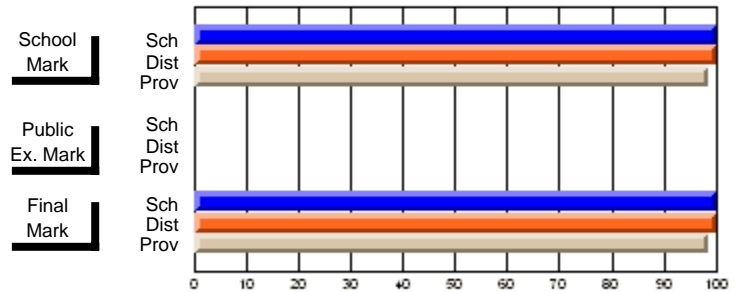
Grades: 5-12

Course: LITERATURE/COMPOSITION AP 4222						
# students in course: 18						
	<b>School Mark</b>	School vs District	School vs Province	<b>Public Exam Mark</b>	School vs District	School vs Province
<b>Average Score</b>	<b>83.7</b>					
School	83.7					
District	82.8	P	P			
Province	78.9					
<b>Percent of Passes</b>	<b>100.0</b>					
School	100.0					
District	100.0	P	P			
Province	98.7					

**Average Scores**



**Percent Passes**



\* Data from the High School Certification System. The results from supplementary courses are not reflected in these results. All students obtaining a score of 48 or 49 on the final mark, were adjusted to 50 and are reflected in the Final Mark column.





## High School Course Results 2002-03

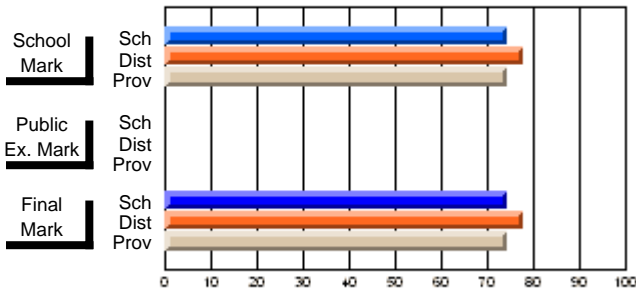
District 9 - Avalon West

#247 - Roncalli Central High, Avondale

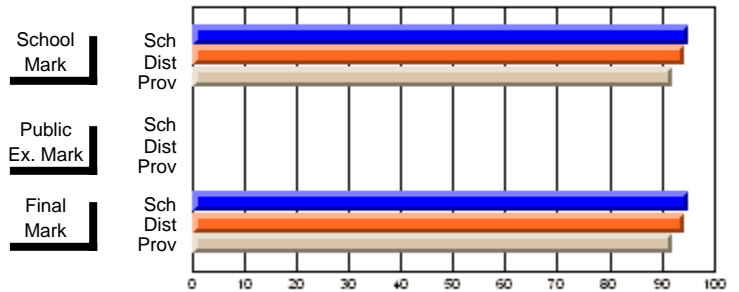
Grades: 5-12

Course: CLOTHING 1101			
# students in course: 20			
	<b>School Mark</b>	School vs District	School vs Province
<b>Average Score</b>	<b>74.5</b>		
School	74.5		
District	77.8	q	P
Province	74.3		
<b>Percent of Passes</b>			
School	<b>95.0</b>		
District	94.3	P	P
Province	92.0		
	<b>Public Exam Mark</b>	School vs District	School vs Province
	<b>Final Mark</b>	School vs District	School vs Province
	<b>74.5</b>		
	74.5		
	77.8	q	P
	74.3		
	<b>95.0</b>		
	95.0		
	94.3	P	P
	91.9		

**Average Scores**



**Percent Passes**



\* Data from the High School Certification System. The results from supplementary courses are not reflected in these results. All students obtaining a score of 48 or 49 on the final mark, were adjusted to 50 and are reflected in the Final Mark column.



## High School Course Results 2002-03

District 9 - Avalon West

#247 - Roncalli Central High, Avondale

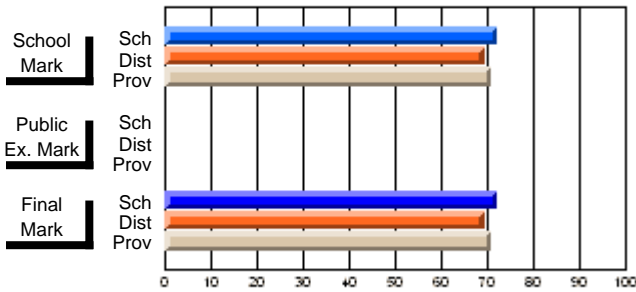
Grades: 5-12

Course: FOOD SERVICE 2125			
# students in course: 15			
	<b>School Mark</b>	School vs District	School vs Province
<b>Average Score</b>	<b>72.1</b>		
School	72.1		
District	69.3	P	P
Province	70.8		
<b>Percent of Passes</b>	<b>100.0</b>		
School	100.0		
District	91.7	P	P
Province	94.0		

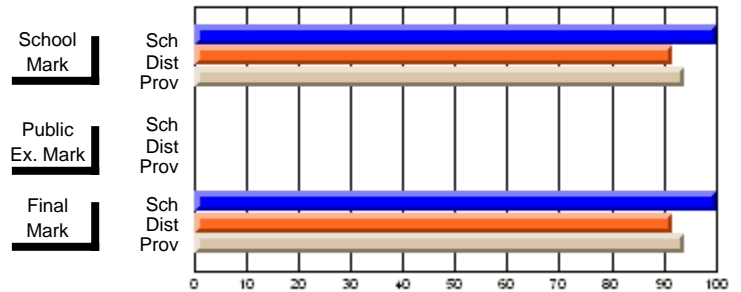
  

	<b>Public Exam Mark</b>	School vs District	School vs Province
<b>Final Mark</b>	<b>72.1</b>		
School	72.1		
District	69.3	P	P
Province	70.8		
<b>Percent of Passes</b>	<b>100.0</b>		
School	100.0		
District	91.7	P	P
Province	94.0		

**Average Scores**



**Percent Passes**



\* Data from the High School Certification System. The results from supplementary courses are not reflected in these results. All students obtaining a score of 48 or 49 on the final mark, were adjusted to 50 and are reflected in the Final Mark column.





## High School Course Results 2002-03

District 9 - Avalon West

#247 - Roncalli Central High, Avondale

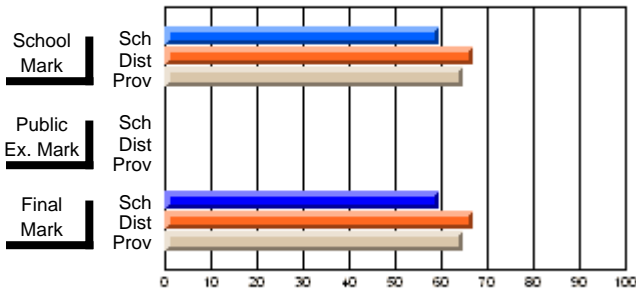
Grades: 5-12

Course: HUMAN DYNAMICS 2210			
# students in course: 17			
	<b>School Mark</b>	School vs District	School vs Province
<b>Average Score</b>	<b>59.4</b>		
School	67.1	q	q
District	64.7		
Province			
<b>Percent of Passes</b>			
School	<b>76.5</b>		
District	83.8	q	q
Province	82.5		

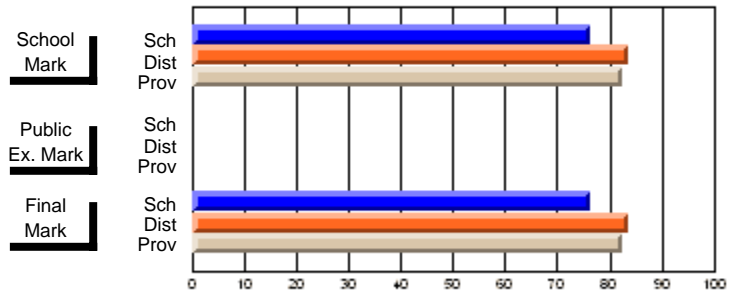
  

	<b>Public Exam Mark</b>	School vs District	School vs Province
<b>Final Mark</b>	<b>59.4</b>		
School	67.1	q	q
District	64.7		
Province			

**Average Scores**



**Percent Passes**



\* Data from the High School Certification System. The results from supplementary courses are not reflected in these results. All students obtaining a score of 48 or 49 on the final mark, were adjusted to 50 and are reflected in the Final Mark column.



## High School Course Results 2002-03

District 9 - Avalon West

#247 - Roncalli Central High, Avondale

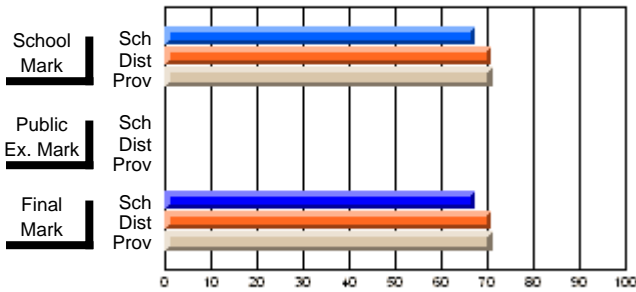
Grades: 5-12

Course: HOUSING/INTERIOR MANAGEMENT 2222

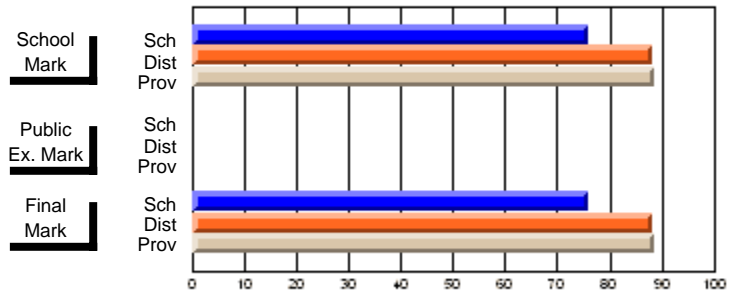
# students in course: 25

	<b>School Mark</b>	School vs District	School vs Province	<b>Public Exam Mark</b>	School vs District	School vs Province	<b>Final Mark</b>	School vs District	School vs Province
<b>Average Score</b>	<b>67.3</b>						<b>67.3</b>		
School	67.3						67.3		
District	70.9	q	q				70.9	q	q
Province	71.1						71.1		
<b>Percent of Passes</b>	<b>76.0</b>						<b>76.0</b>		
School	76.0						76.0		
District	88.3	q	q				88.3	q	q
Province	88.5						88.5		

**Average Scores**



**Percent Passes**



\* Data from the High School Certification System. The results from supplementary courses are not reflected in these results. All students obtaining a score of 48 or 49 on the final mark, were adjusted to 50 and are reflected in the Final Mark column.







## High School Course Results 2002-03

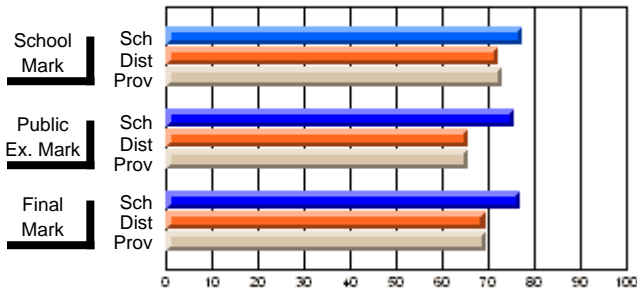
District 9 - Avalon West

#247 - Roncalli Central High, Avondale

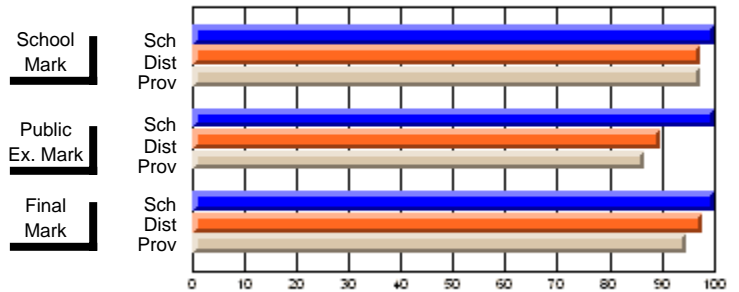
Grades: 5-12

Course: FRENCH 3200			
# students in course: 9			
	<b>School Mark</b>	School vs District	School vs Province
<b>Average Score</b>	<b>77.3</b>		
School	72.2	P	P
District	73.1		
Province			
<b>Percent of Passes</b>	<b>100.0</b>		
School	97.4	P	P
District	97.4		
Province			
	<b>Public Exam Mark</b>	School vs District	School vs Province
<b>Average Score</b>	<b>75.4</b>		
School	65.6	P	P
District	65.7		
Province			
<b>Percent of Passes</b>	<b>100.0</b>		
School	89.8	P	P
District	86.8		
Province			
	<b>Final Mark</b>	School vs District	School vs Province
<b>Average Score</b>	<b>76.9</b>		
School	69.3	P	P
District	69.4		
Province			
<b>Percent of Passes</b>	<b>100.0</b>		
School	97.9	P	P
District	94.9		
Province			

**Average Scores**



**Percent Passes**



\* Data from the High School Certification System. The results from supplementary courses are not reflected in these results. All students obtaining a score of 48 or 49 on the final mark, were adjusted to 50 and are reflected in the Final Mark column.



## High School Course Results 2002-03

District 9 - Avalon West

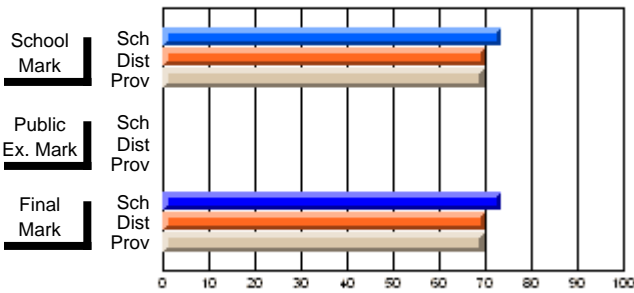
#247 - Roncalli Central High, Avondale

Grades: 5-12

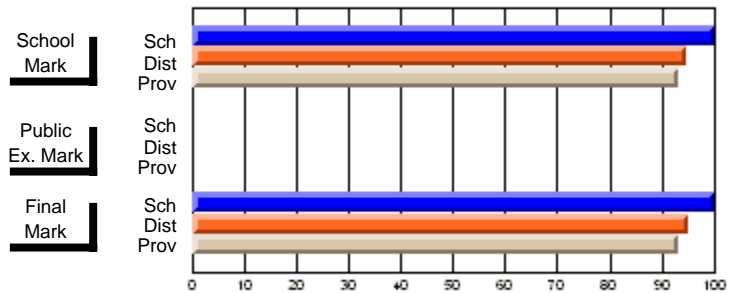
**Subject: Health**

Course: WORK PLACE SAFETY 3220									
# students in course: 29									
	<b>School Mark</b>	School vs District	School vs Province	<b>Public Exam Mark</b>	School vs District	School vs Province	<b>Final Mark</b>	School vs District	School vs Province
<b><u>Average Score</u></b>	<b>73.3</b>						<b>73.3</b>		
School	70.1	P	P				70.1	P	P
District	69.8						69.8		
Province							69.8		
<b><u>Percent of Passes</u></b>	<b>100.0</b>						<b>100.0</b>		
School	94.8	P	P				95.0	P	P
District	93.2						93.3		
Province							93.3		

**Average Scores**



**Percent Passes**



\* Data from the High School Certification System. The results from supplementary courses are not reflected in these results. All students obtaining a score of 48 or 49 on the final mark, were adjusted to 50 and are reflected in the Final Mark column.





## High School Course Results 2002-03

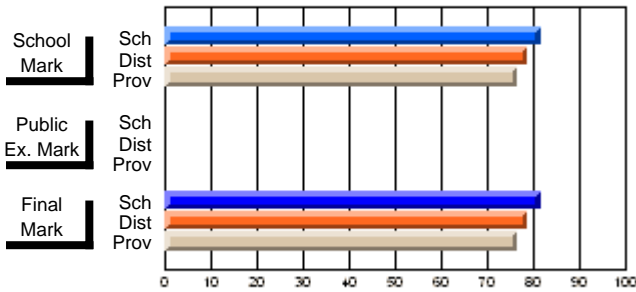
District 9 - Avalon West

#247 - Roncalli Central High, Avondale

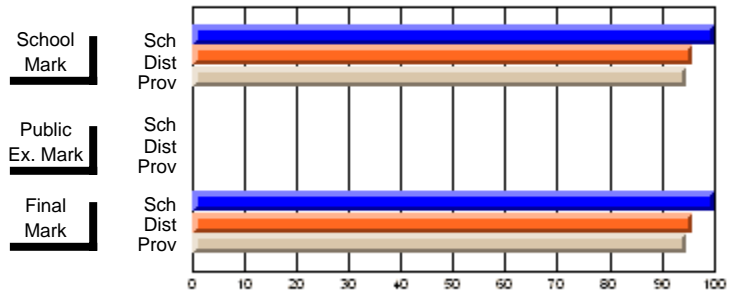
Grades: 5-12

Course: KEYBOARDING/WORD PROCESSING 1101			
# students in course: 26			
	<b>School Mark</b>	School vs District	School vs Province
<b>Average Score</b>	<b>81.5</b>		
School	81.5		
District	78.6	P	P
Province	76.5		
<b>Percent of Passes</b>	<b>100.0</b>		
School	100.0		
District	95.9	P	P
Province	94.8		

**Average Scores**



**Percent Passes**



\* Data from the High School Certification System. The results from supplementary courses are not reflected in these results. All students obtaining a score of 48 or 49 on the final mark, were adjusted to 50 and are reflected in the Final Mark column.





## High School Course Results 2002-03

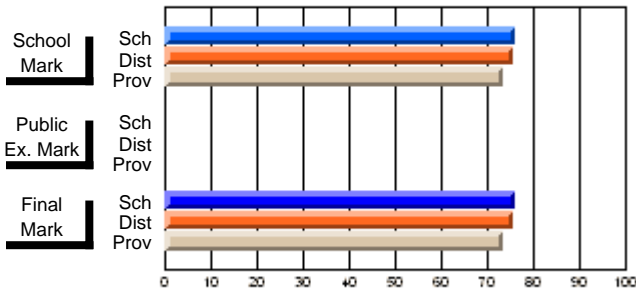
District 9 - Avalon West

#247 - Roncalli Central High, Avondale

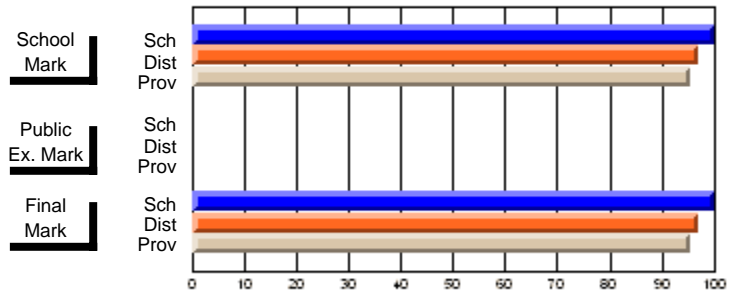
Grades: 5-12

<b>Course: WOODWORKING 1107</b>						
# students in course: 28						
	<b>School Mark</b>	School vs District	School vs Province	<b>Public Exam Mark</b>	School vs District	School vs Province
<b>Average Score</b>	<b>75.9</b>					
School	75.9					
District	75.8	P	P			
Province	73.5					
<b>Percent of Passes</b>						
School	<b>100.0</b>					
District	97.0	P	P			
Province	95.5					
				<b>Final Mark</b>	School vs District	School vs Province
				<b>75.9</b>		
				75.8	P	P
				73.5		
				<b>100.0</b>		
				97.0	P	P
				95.5		

**Average Scores**



**Percent Passes**



\* Data from the High School Certification System. The results from supplementary courses are not reflected in these results. All students obtaining a score of 48 or 49 on the final mark, were adjusted to 50 and are reflected in the Final Mark column.



## High School Course Results 2002-03

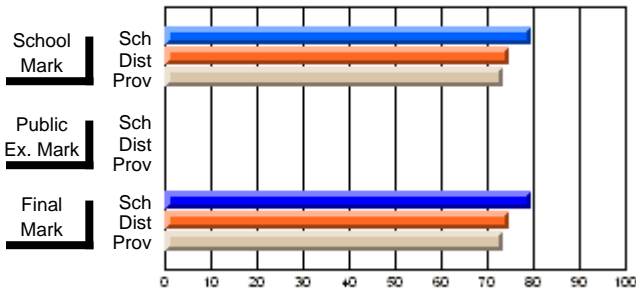
District 9 - Avalon West

#247 - Roncalli Central High, Avondale

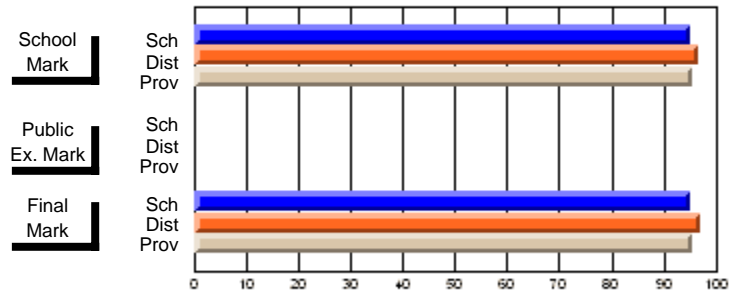
Grades: 5-12

Course: INTEGRATED SYSTEMS 1205			
# students in course: 21			
	<b>School Mark</b>	School vs District	School vs Province
<b>Average Score</b>	<b>79.5</b>		
School	79.5		
District	74.7	P	P
Province	73.5		
<b>Percent of Passes</b>	<b>95.2</b>		
School	95.2		
District	96.8	Q	Q
Province	95.4		

**Average Scores**



**Percent Passes**



\* Data from the High School Certification System. The results from supplementary courses are not reflected in these results. All students obtaining a score of 48 or 49 on the final mark, were adjusted to 50 and are reflected in the Final Mark column.



**High School Course Results  
2002-03**

District 9 - Avalon West

#247 - Roncalli Central High, Avondale

Grades: 5-12

Course: ADV WORDPROCESSING/DESK TOP 2101				School data has 5 or fewer students. Data withheld for reasons of confidentiality.					
# students in course: 1	School Mark	School vs District	School vs Province	Public Exam Mark	School vs District	School vs Province	Final Mark	School vs District	School vs Province
	<b>Average Score</b>								
School									
District	75.2	q	q				75.2	q	q
Province	74.6			70.0			74.6		
<b>Percent of Passes</b>									
School									
District	96.5	P	P				96.5	P	P
Province	92.9			100.0			92.9		

\* Data from the High School Certification System. The results from supplementary courses are not reflected in these results. All students obtaining a score of 48 or 49 on the final mark, were adjusted to 50 and are reflected in the Final Mark column.



## High School Course Results 2002-03

District 9 - Avalon West

#247 - Roncalli Central High, Avondale

Grades: 5-12

Course: POWER MECHANICS 2103			
# students in course: 27			
	School Mark	School vs District	School vs Province
<b>Average Score</b>	<b>67.2</b>		
School	67.2		
District	66.0	P	Q
Province	69.9		
<b>Percent of Passes</b>			
School	<b>100.0</b>		
District	100.0	P	P
Province	93.5		

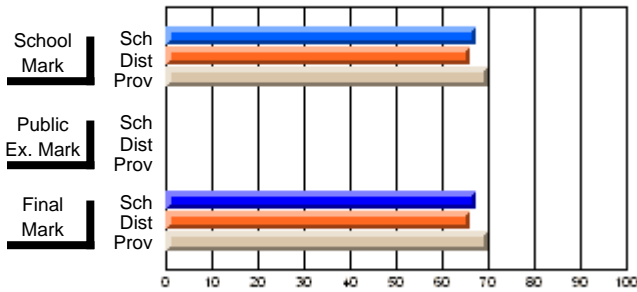
  

	Public Exam Mark	School vs District	School vs Province
<b>Public Exam Mark</b>			
School			
District			
Province			

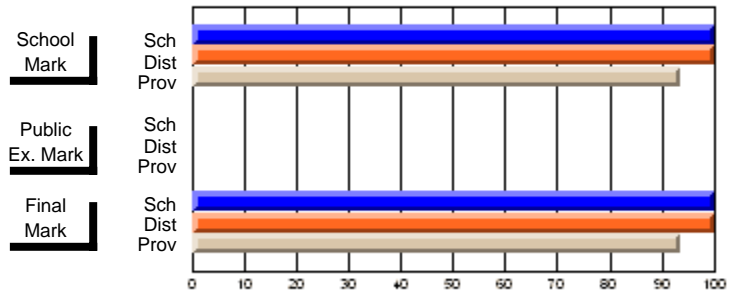
  

	Final Mark	School vs District	School vs Province
<b>Final Mark</b>	<b>67.2</b>		
School	67.2		
District	66.1	P	Q
Province	69.9		
<b>Percent of Passes</b>			
School	<b>100.0</b>		
District	100.0	P	P
Province	93.6		

**Average Scores**



**Percent Passes**



\* Data from the High School Certification System. The results from supplementary courses are not reflected in these results. All students obtaining a score of 48 or 49 on the final mark, were adjusted to 50 and are reflected in the Final Mark column.



## High School Course Results 2002-03

District 9 - Avalon West

#247 - Roncalli Central High, Avondale

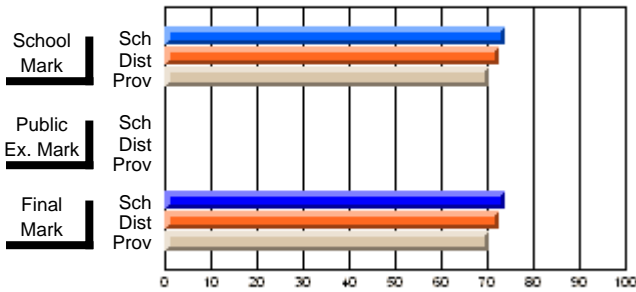
Grades: 5-12

Course: COMMUNICATIONS TECHNOLOGY 2104

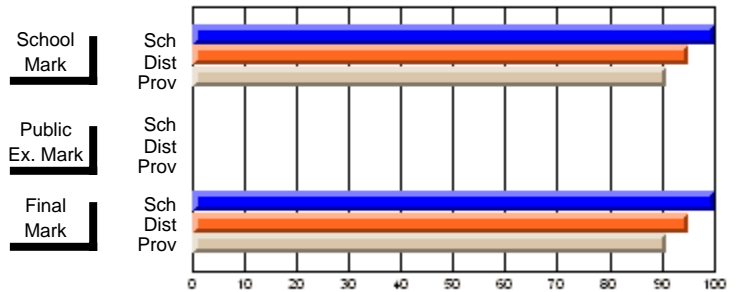
# students in course: 12

	<b>School Mark</b>	School vs District	School vs Province	<b>Public Exam Mark</b>	School vs District	School vs Province	<b>Final Mark</b>	School vs District	School vs Province
<b>Average Score</b>	<b>74.0</b>						<b>74.0</b>		
School	74.0						74.0		
District	72.6	P	P				72.6	P	P
Province	70.4						70.4		
<b>Percent of Passes</b>	<b>100.0</b>						<b>100.0</b>		
School	100.0						100.0		
District	95.0	P	P				95.0	P	P
Province	90.8						90.9		

**Average Scores**



**Percent Passes**



\* Data from the High School Certification System. The results from supplementary courses are not reflected in these results. All students obtaining a score of 48 or 49 on the final mark, were adjusted to 50 and are reflected in the Final Mark column.



## High School Course Results 2002-03

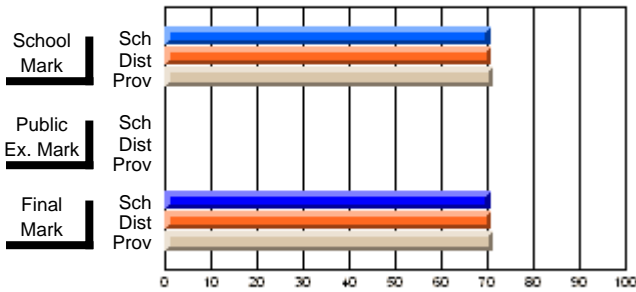
District 9 - Avalon West

#247 - Roncalli Central High, Avondale

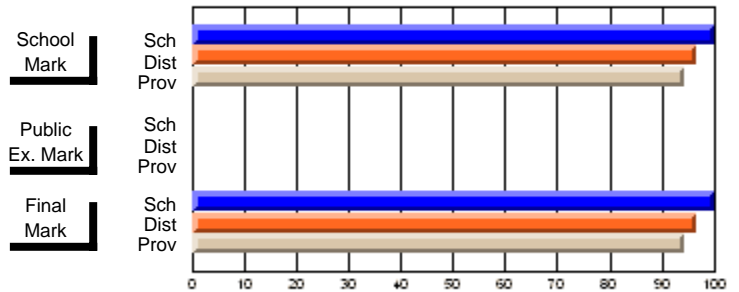
Grades: 5-12

Course: WOODWORKING 2107									
# students in course: 28									
	<b>School Mark</b>	School vs District	School vs Province	<b>Public Exam Mark</b>	School vs District	School vs Province	<b>Final Mark</b>	School vs District	School vs Province
<b><u>Average Score</u></b>	<b>70.6</b>						<b>70.6</b>		
School	70.6						70.6		
District	70.9	q	q				70.9	q	q
Province	71.4						71.4		
<b><u>Percent of Passes</u></b>	<b>100.0</b>						<b>100.0</b>		
School	100.0						100.0		
District	96.6	P	P				96.6	P	P
Province	94.5						94.5		

**Average Scores**



**Percent Passes**



\* Data from the High School Certification System. The results from supplementary courses are not reflected in these results. All students obtaining a score of 48 or 49 on the final mark, were adjusted to 50 and are reflected in the Final Mark column.



## High School Course Results 2002-03

District 9 - Avalon West

#247 - Roncalli Central High, Avondale

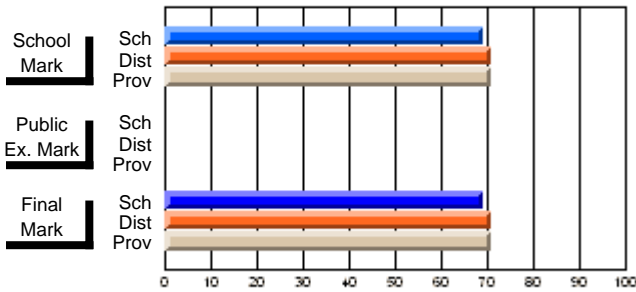
Grades: 5-12

Course: COMMUNICATIONS TECHNOLOGY 3104

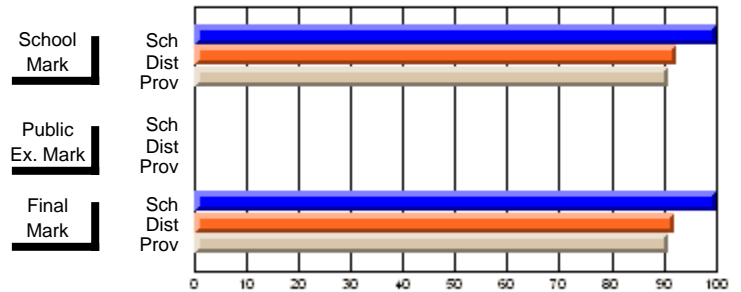
# students in course: 12

	<b>School Mark</b>	School vs District	School vs Province	<b>Public Exam Mark</b>	School vs District	School vs Province	<b>Final Mark</b>	School vs District	School vs Province
<b>Average Score</b>	<b>69.2</b>						<b>69.2</b>		
School	69.2						69.2		
District	70.9	q	q				70.8	q	q
Province	71.0						70.9		
<b>Percent of Passes</b>	<b>100.0</b>						<b>100.0</b>		
School	100.0						100.0		
District	92.5	P	P				92.0	P	P
Province	90.9						90.9		

**Average Scores**



**Percent Passes**



\* Data from the High School Certification System. The results from supplementary courses are not reflected in these results. All students obtaining a score of 48 or 49 on the final mark, were adjusted to 50 and are reflected in the Final Mark column.



## High School Course Results 2002-03

District 9 - Avalon West

#247 - Roncalli Central High, Avondale

Grades: 5-12

Course: HOME MAINTENANCE 3108			
# students in course: 27			
	School Mark	School vs District	School vs Province
<b>Average Score</b>	<b>69.2</b>		
School	69.2		
District	71.5	q	q
Province	73.4		
<b>Percent of Passes</b>	<b>100.0</b>		
School	100.0		
District	94.6	P	P
Province	94.7		

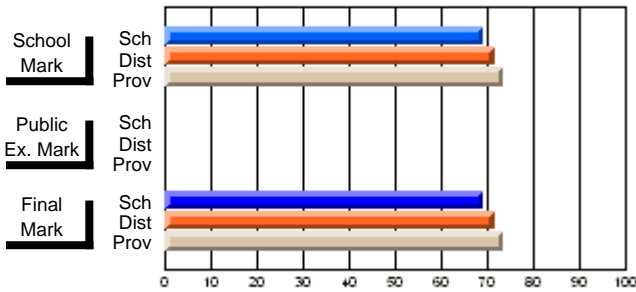
  

	Public Exam Mark	School vs District	School vs Province
<b>Public Exam Mark</b>			
School			
District			
Province			

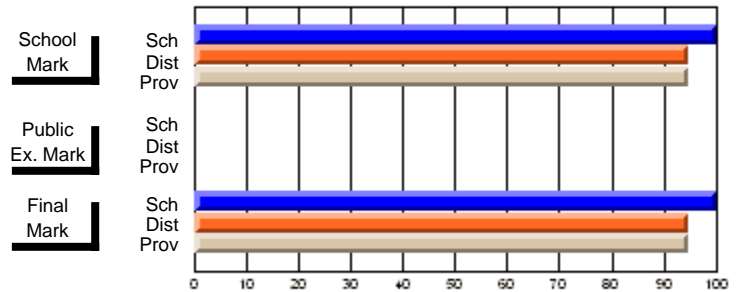
  

	Final Mark	School vs District	School vs Province
<b>Final Mark</b>	<b>69.2</b>		
School	69.2		
District	71.5	q	q
Province	73.4		

**Average Scores**



**Percent Passes**



\* Data from the High School Certification System. The results from supplementary courses are not reflected in these results. All students obtaining a score of 48 or 49 on the final mark, were adjusted to 50 and are reflected in the Final Mark column.





## High School Course Results 2002-03

District 9 - Avalon West

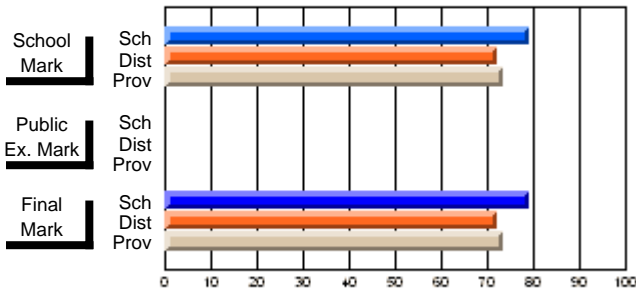
#247 - Roncalli Central High, Avondale

Grades: 5-12

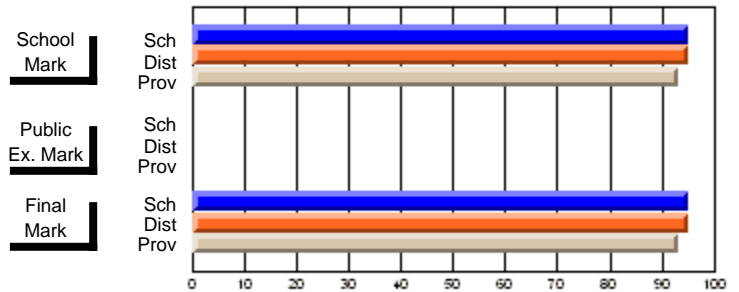
Course: COMPUTER TECHNOLOGY 3200			
# students in course: 20			
	School Mark	School vs District	School vs Province
<b>Average Score</b>	<b>79.3</b>		
School	72.1	P	P
District	73.5		
Province			
<b>Percent of Passes</b>			
School	<b>95.0</b>		
District	95.0	P	P
Province	93.3		

	Public Exam Mark	School vs District	School vs Province
<b>Final Mark</b>	<b>79.3</b>		
School	72.1	P	P
District	73.5		
Province			

**Average Scores**



**Percent Passes**



\* Data from the High School Certification System. The results from supplementary courses are not reflected in these results. All students obtaining a score of 48 or 49 on the final mark, were adjusted to 50 and are reflected in the Final Mark column.



**High School Course Results  
2002-03**

District 9 - Avalon West

#247 - Roncalli Central High, Avondale

Grades: 5-12

Course: CISCO NETWORK SYSTEMS 3222				School data has 5 or fewer students. Data withheld for reasons of confidentiality.					
# students in course: 1									
	<b>School Mark</b>	School vs District	School vs Province	<b>Public Exam Mark</b>	School vs District	School vs Province	<b>Final Mark</b>	School vs District	School vs Province
<b>Average Score</b>									
School									
District	76.2	P	P				76.2	P	P
Province	76.7						76.7		
<b>Percent of Passes</b>									
School									
District	100.0	P	P				100.0	P	P
Province	93.2						93.2		

\* Data from the High School Certification System. The results from supplementary courses are not reflected in these results. All students obtaining a score of 48 or 49 on the final mark, were adjusted to 50 and are reflected in the Final Mark column.



## High School Course Results 2002-03

District 9 - Avalon West

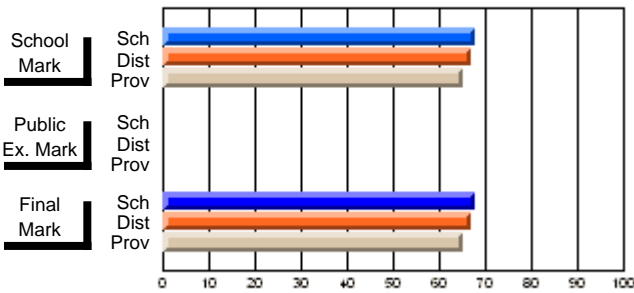
#247 - Roncalli Central High, Avondale

Grades: 5-12

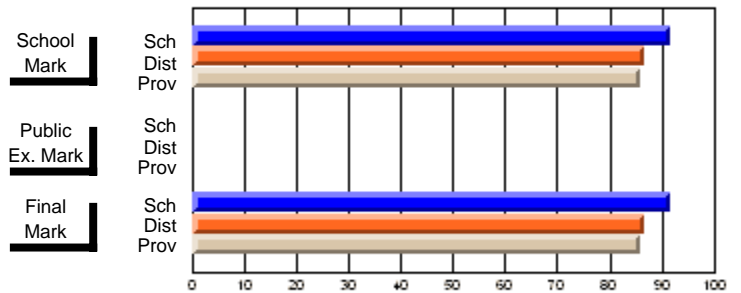
### Subject: Mathematics

Course: MATHEMATICS 1204								
# students in course: 48								
	<b>School Mark</b>	School vs District	School vs Province		<b>Public Exam Mark</b>	School vs District	School vs Province	
<b><u>Average Score</u></b>	<b>67.8</b>							
School	66.9	P	P					
District	65.0							
Province								
<b><u>Percent of Passes</u></b>	<b>91.7</b>							
School	86.8	P	P					
District	85.8							
Province								
					<b>67.8</b>			
					66.9	P	P	
					65.0			
					<b>91.7</b>			
					86.8	P	P	
					85.8			

**Average Scores**



**Percent Passes**



\* Data from the High School Certification System. The results from supplementary courses are not reflected in these results. All students obtaining a score of 48 or 49 on the final mark, were adjusted to 50 and are reflected in the Final Mark column.



## High School Course Results 2002-03

District 9 - Avalon West

#247 - Roncalli Central High, Avondale

Grades: 5-12

Course: MATHEMATICS 1206			
# students in course: 7			
	School Mark	School vs District	School vs Province
<b>Average Score</b>			
School	87.6		
District	63.8	P	P
Province	56.4		
<b>Percent of Passes</b>			
School	100.0		
District	88.5	P	P
Province	78.1		

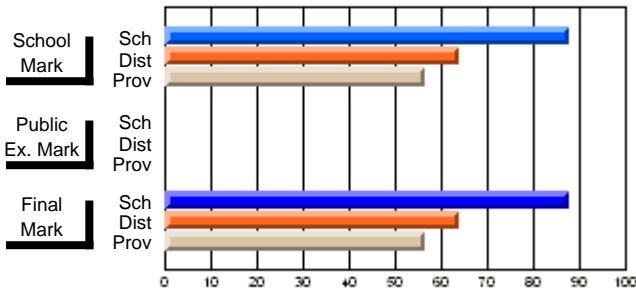
  

	Public Exam Mark	School vs District	School vs Province
<b>Public Exam Mark</b>			
School			
District			
Province			

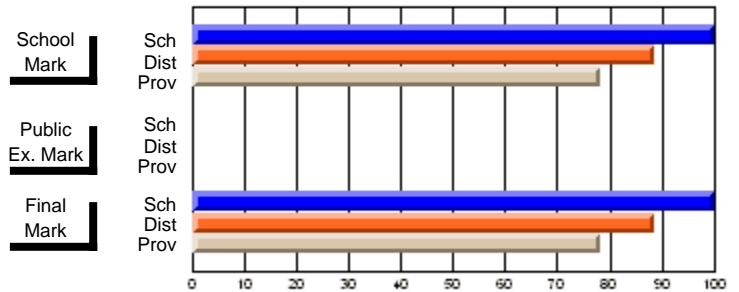
  

	Final Mark	School vs District	School vs Province
<b>Final Mark</b>			
School	87.6		
District	63.8	P	P
Province	56.4		

**Average Scores**



**Percent Passes**



\* Data from the High School Certification System. The results from supplementary courses are not reflected in these results. All students obtaining a score of 48 or 49 on the final mark, were adjusted to 50 and are reflected in the Final Mark column.



## High School Course Results 2002-03

District 9 - Avalon West

#247 - Roncalli Central High, Avondale

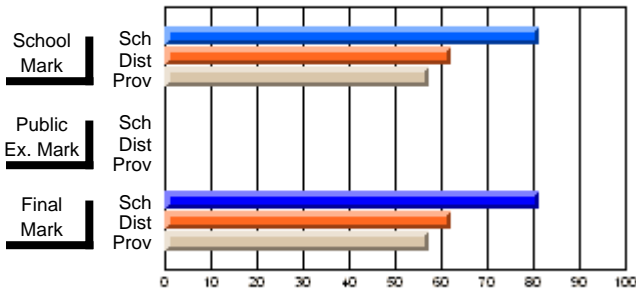
Grades: 5-12

Course: MATHEMATICS (M) 1266			
# students in course: 8			
	School Mark	School vs District	School vs Province
<b>Average Score</b>	<b>81.1</b>		
School	81.1		
District	62.1	P	P
Province	57.2		
<b>Percent of Passes</b>	<b>100.0</b>		
School	100.0		
District	92.9	P	P
Province	84.5		

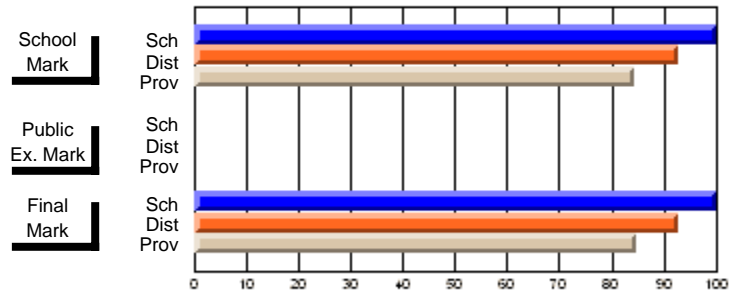
  

	Public Exam Mark	School vs District	School vs Province
<b>Final Mark</b>	<b>81.1</b>		
School	81.1		
District	62.1	P	P
Province	57.2		
<b>Percent of Passes</b>	<b>100.0</b>		
School	100.0		
District	92.9	P	P
Province	84.8		

**Average Scores**



**Percent Passes**



\* Data from the High School Certification System. The results from supplementary courses are not reflected in these results. All students obtaining a score of 48 or 49 on the final mark, were adjusted to 50 and are reflected in the Final Mark column.



## High School Course Results 2002-03

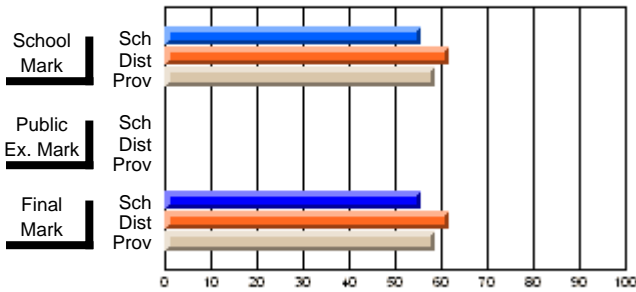
District 9 - Avalon West

#247 - Roncalli Central High, Avondale

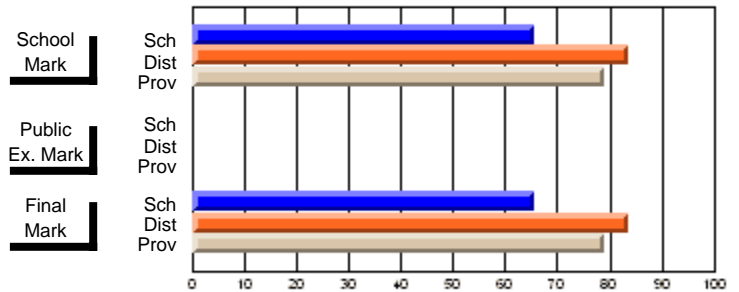
Grades: 5-12

Course: MATHEMATICS 2204			
# students in course: 29			
	<b>School Mark</b>	School vs District	School vs Province
<b>Average Score</b>	<b>55.6</b>		
School	61.8	q	q
District	58.6		
Province			
<b>Percent of Passes</b>	<b>65.5</b>		
School	83.8	q	q
District	79.1		
Province			

**Average Scores**



**Percent Passes**



\* Data from the High School Certification System. The results from supplementary courses are not reflected in these results. All students obtaining a score of 48 or 49 on the final mark, were adjusted to 50 and are reflected in the Final Mark column.



## High School Course Results 2002-03

District 9 - Avalon West

#247 - Roncalli Central High, Avondale

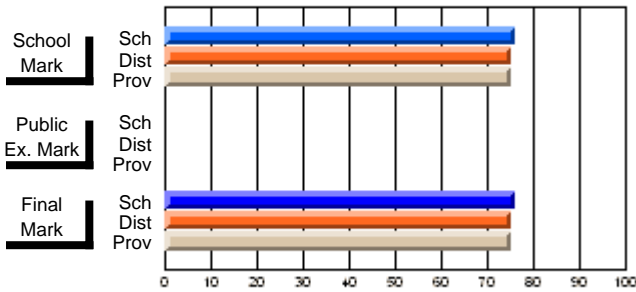
Grades: 5-12

Course: MATHEMATICS 2205			
# students in course: 21			
	<b>School Mark</b>	School vs District	School vs Province
<b>Average Score</b>			
School	<b>76.1</b>		
District	75.0	P	P
Province	75.2		
<b>Percent of Passes</b>			
School	<b>100.0</b>		
District	97.8	P	P
Province	97.6		

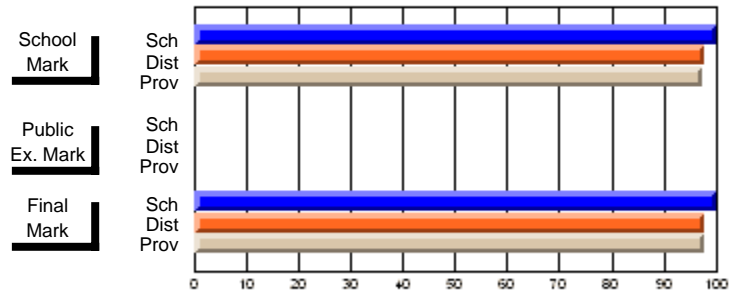
  

	<b>Public Exam Mark</b>	School vs District	School vs Province
<b>Final Mark</b>			
School	<b>76.1</b>		
District	75.0	P	P
Province	75.2		

**Average Scores**



**Percent Passes**



\* Data from the High School Certification System. The results from supplementary courses are not reflected in these results. All students obtaining a score of 48 or 49 on the final mark, were adjusted to 50 and are reflected in the Final Mark column.



## High School Course Results 2002-03

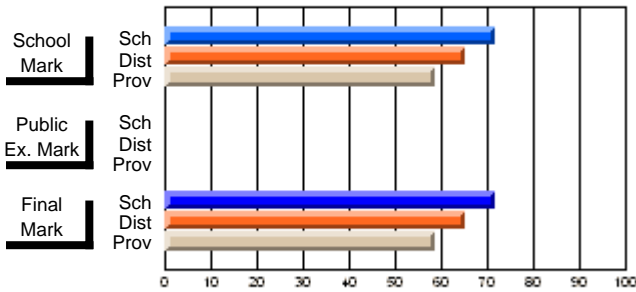
District 9 - Avalon West

#247 - Roncalli Central High, Avondale

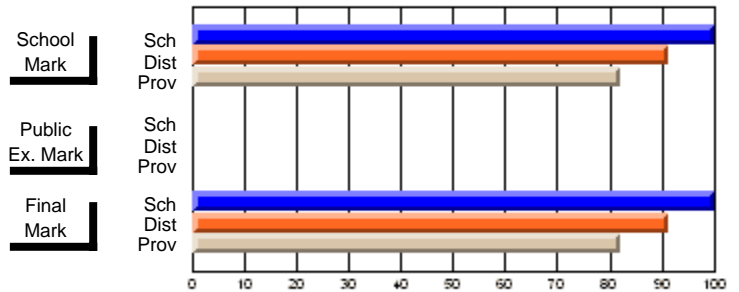
Grades: 5-12

<b>Course: MATHEMATIC 2206</b>						
# students in course: 16						
	<b>School Mark</b>	School vs District	School vs Province	<b>Public Exam Mark</b>	School vs District	School vs Province
<b>Average Score</b>	<b>71.7</b>					
School	65.0	P	P			
District	58.6					
Province						
<b>Percent of Passes</b>	<b>100.0</b>					
School	91.2	P	P			
District	82.2					
Province						

**Average Scores**



**Percent Passes**



\* Data from the High School Certification System. The results from supplementary courses are not reflected in these results. All students obtaining a score of 48 or 49 on the final mark, were adjusted to 50 and are reflected in the Final Mark column.





**High School Course Results  
2002-03**

District 9 - Avalon West

#247 - Roncalli Central High, Avondale

Grades: 5-12

Course: MATHEMATICS(M) 2266				School data has 5 or fewer students. Data withheld for reasons of confidentiality.			
# students in course: 3				<b>Public Exam Mark</b>		<b>Final Mark</b>	
	<b>School Mark</b>	School vs District	School vs Province	School vs District	School vs Province	School vs District	School vs Province
<b>Average Score</b>							
School							
District	59.3	P	P			59.3	P
Province	58.4					58.4	P
<b>Percent of Passes</b>							
School							
District	92.3	P	P			92.3	P
Province	88.4					88.4	P

\* Data from the High School Certification System. The results from supplementary courses are not reflected in these results. All students obtaining a score of 48 or 49 on the final mark, were adjusted to 50 and are reflected in the Final Mark column.



## High School Course Results 2002-03

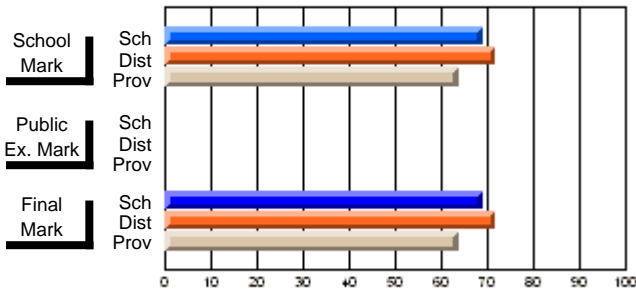
District 9 - Avalon West

#247 - Roncalli Central High, Avondale

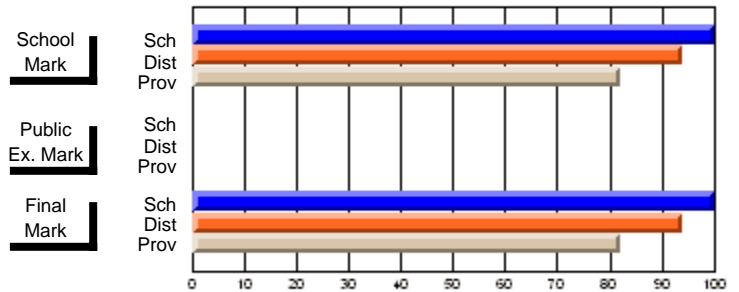
Grades: 5-12

<b>Course: MATHEMATICS 3103</b>									
# students in course: 20									
	<b>School Mark</b>	School vs District	School vs Province	<b>Public Exam Mark</b>	School vs District	School vs Province	<b>Final Mark</b>	School vs District	School vs Province
<b><u>Average Score</u></b>	<b>68.9</b>						<b>68.9</b>		
School	71.8	q	P				71.8	q	P
District	63.6						63.6		
Province									
<b><u>Percent of Passes</u></b>	<b>100.0</b>						<b>100.0</b>		
School	93.9	P	P				93.9	P	P
District	82.0						82.0		
Province									

**Average Scores**



**Percent Passes**



\* Data from the High School Certification System. The results from supplementary courses are not reflected in these results. All students obtaining a score of 48 or 49 on the final mark, were adjusted to 50 and are reflected in the Final Mark column.



## High School Course Results 2002-03

District 9 - Avalon West

#247 - Roncalli Central High, Avondale

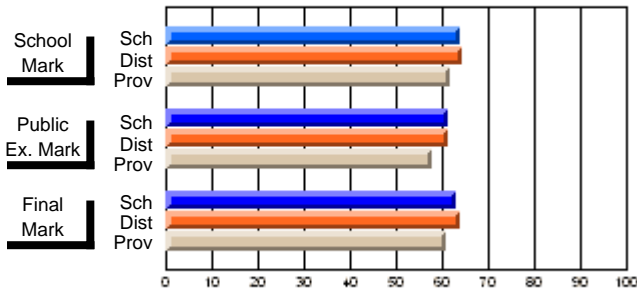
Grades: 5-12

Course: MATHEMATICS 3204			
# students in course: 55			
	<b>School Mark</b>	School vs District	School vs Province
<b>Average Score</b>	<b>63.9</b>		
School	63.9		
District	64.5	q	P
Province	61.8		
<b>Percent of Passes</b>	<b>87.3</b>		
School	87.3		
District	86.4	P	P
Province	79.3		

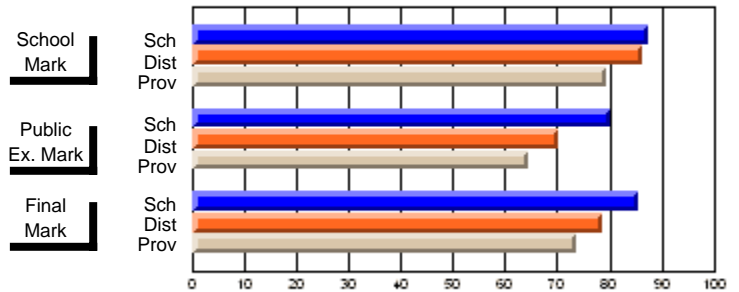
  

	<b>Public Exam Mark</b>	School vs District	School vs Province
<b>Public Exam Mark</b>	<b>61.4</b>		
School	61.4		
District	61.1	P	P
Province	57.9		
<b>Final Mark</b>	<b>63.0</b>		
School	63.0		
District	63.8	q	P
Province	60.7		

**Average Scores**



**Percent Passes**



\* Data from the High School Certification System. The results from supplementary courses are not reflected in these results. All students obtaining a score of 48 or 49 on the final mark, were adjusted to 50 and are reflected in the Final Mark column.



## High School Course Results 2002-03

District 9 - Avalon West

#247 - Roncalli Central High, Avondale

Grades: 5-12

Course: MATHEMATICS 3205			
# students in course: 20			
	<b>School Mark</b>	School vs District	School vs Province
<b>Average Score</b>			
School	<b>68.1</b>		
District	70.7	q	q
Province	74.0		
<b>Percent of Passes</b>			
School	<b>95.0</b>		
District	95.2	q	q
Province	96.6		

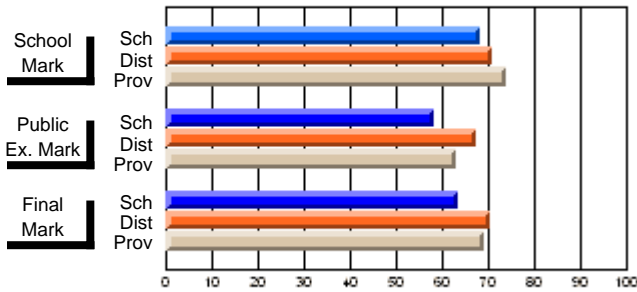
  

	<b>Public Exam Mark</b>	School vs District	School vs Province
<b>Public Exam Mark</b>			
School	<b>58.2</b>		
District	67.3	q	q
Province	62.9		

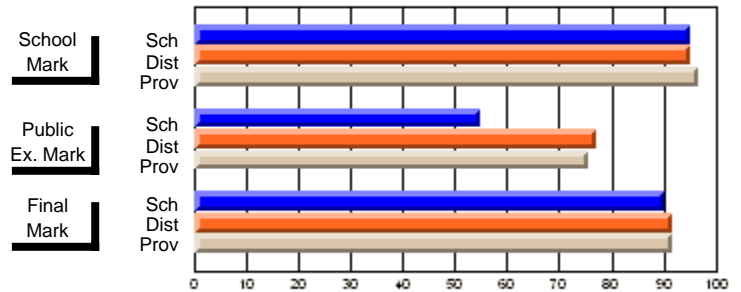
  

	<b>Final Mark</b>	School vs District	School vs Province
<b>Final Mark</b>			
School	<b>63.6</b>		
District	70.3	q	q
Province	69.2		

**Average Scores**



**Percent Passes**



\* Data from the High School Certification System. The results from supplementary courses are not reflected in these results. All students obtaining a score of 48 or 49 on the final mark, were adjusted to 50 and are reflected in the Final Mark column.



## High School Course Results 2002-03

District 9 - Avalon West

#247 - Roncalli Central High, Avondale

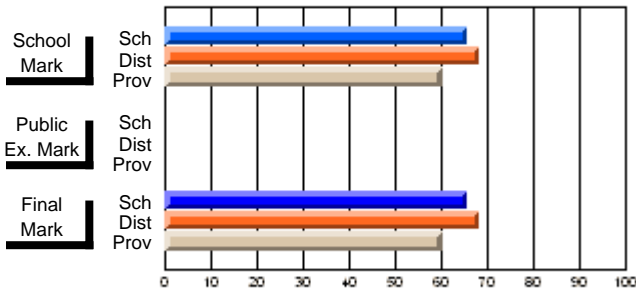
Grades: 5-12

Course: MATHEMATICS 3206			
# students in course: 26			
	<b>School Mark</b>	School vs District	School vs Province
<b>Average Score</b>	<b>65.6</b>		
School	65.6		
District	68.2	q	p
Province	60.2		
<b>Percent of Passes</b>			
School	<b>92.3</b>		
District	92.4	q	p
Province	83.8		

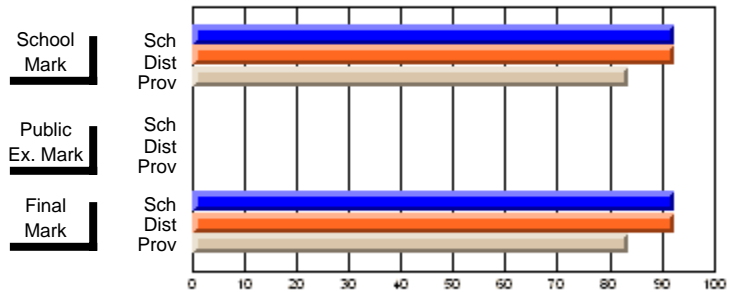
  

	<b>Public Exam Mark</b>	School vs District	School vs Province
<b>Final Mark</b>			
School	<b>65.6</b>		
District	68.2	q	p
Province	60.2		
<b>Final Mark</b>			
School	<b>92.3</b>		
District	92.4	q	p
Province	83.8		

**Average Scores**



**Percent Passes**



\* Data from the High School Certification System. The results from supplementary courses are not reflected in these results. All students obtaining a score of 48 or 49 on the final mark, were adjusted to 50 and are reflected in the Final Mark column.



## High School Course Results 2002-03

District 9 - Avalon West

#247 - Roncalli Central High, Avondale

Grades: 5-12

Course: MATHEMATICS 3207			
# students in course: 15			
	<b>School Mark</b>	School vs District	School vs Province
<b>Average Score</b>	<b>74.4</b>		
School	74.4		
District	69.3	P	P
Province	72.0		
<b>Percent of Passes</b>			
School	<b>100.0</b>		
District	94.4	P	P
Province	96.2		

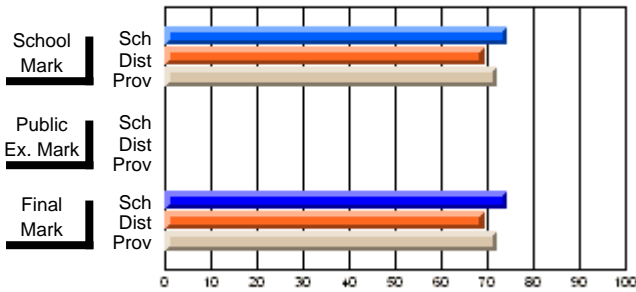
  

	<b>Public Exam Mark</b>	School vs District	School vs Province
<b>Final Mark</b>	<b>74.4</b>		
School	74.4		
District	69.3	P	P
Province	72.0		

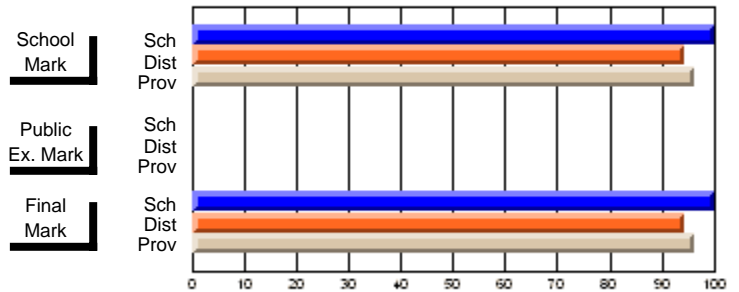
  

	<b>Final Mark</b>	School vs District	School vs Province
<b>Final Mark</b>	<b>74.4</b>		
School	74.4		
District	69.3	P	P
Province	72.0		

**Average Scores**



**Percent Passes**



\* Data from the High School Certification System. The results from supplementary courses are not reflected in these results. All students obtaining a score of 48 or 49 on the final mark, were adjusted to 50 and are reflected in the Final Mark column.



**High School Course Results  
2002-03**

District 9 - Avalon West

#247 - Roncalli Central High, Avondale

Grades: 5-12

Course: MATHEMATICS(M) 3266				School data has 5 or fewer students. Data withheld for reasons of confidentiality.			
# students in course: 3				<b>Public Exam Mark</b>		<b>Final Mark</b>	
	<b>School Mark</b>	School vs District	School vs Province	School vs District	School vs Province	School vs District	School vs Province
<b>Average Score</b>							
School							
District	57.5	P	P			57.5	P
Province	57.4					57.4	P
<b>Percent of Passes</b>							
School							
District	100.0	P	P			100.0	P
Province	86.9					86.9	P

\* Data from the High School Certification System. The results from supplementary courses are not reflected in these results. All students obtaining a score of 48 or 49 on the final mark, were adjusted to 50 and are reflected in the Final Mark column.



## High School Course Results 2002-03

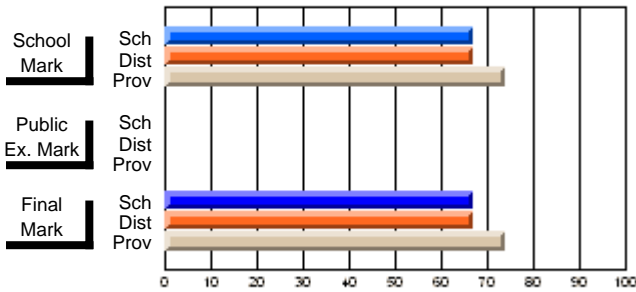
District 9 - Avalon West

#247 - Roncalli Central High, Avondale

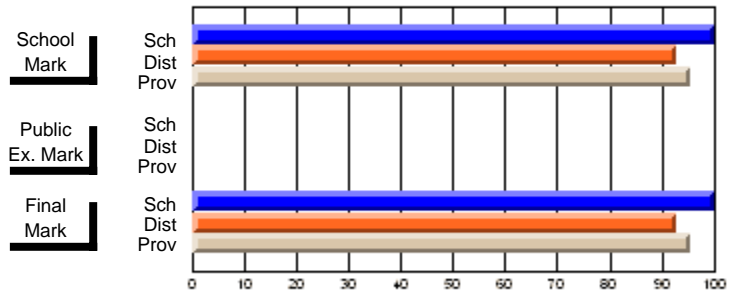
Grades: 5-12

Course: MATHEMATICS AP 4225						
# students in course: 15						
	<b>School Mark</b>	School vs District	School vs Province	<b>Public Exam Mark</b>	School vs District	School vs Province
<b>Average Score</b>	<b>66.9</b>					
School	66.9					
District	66.9	q	q		q	q
Province	73.9					
<b>Percent of Passes</b>	<b>100.0</b>					
School	100.0					
District	93.0	P	P		P	P
Province	95.6					

**Average Scores**



**Percent Passes**



\* Data from the High School Certification System. The results from supplementary courses are not reflected in these results. All students obtaining a score of 48 or 49 on the final mark, were adjusted to 50 and are reflected in the Final Mark column.





## High School Course Results 2002-03

District 9 - Avalon West

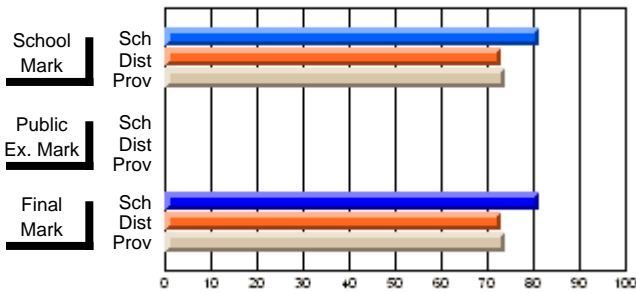
#247 - Roncalli Central High, Avondale

Grades: 5-12

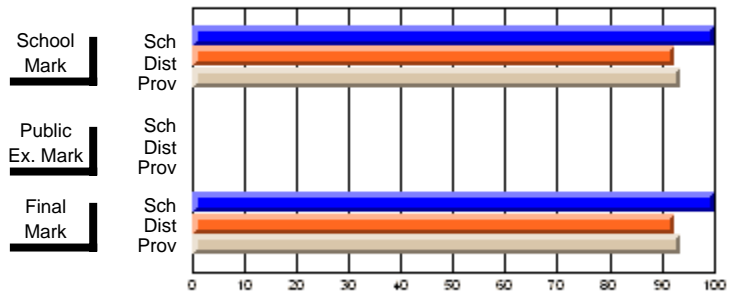
**Subject: Music**

Course: EXPERIENCING MUSIC 2200									
# students in course: 10									
	<b>School Mark</b>	School vs District	School vs Province	<b>Public Exam Mark</b>	School vs District	School vs Province	<b>Final Mark</b>	School vs District	School vs Province
<b><u>Average Score</u></b>	<b>81.1</b>						<b>81.1</b>		
School	72.8	P	P				72.9	P	P
District	73.7						73.8		
Province									
<b><u>Percent of Passes</u></b>	<b>100.0</b>						<b>100.0</b>		
School	92.3	P	P				92.3	P	P
District	93.7						93.7		
Province									

**Average Scores**



**Percent Passes**



\* Data from the High School Certification System. The results from supplementary courses are not reflected in these results. All students obtaining a score of 48 or 49 on the final mark, were adjusted to 50 and are reflected in the Final Mark column.





## High School Course Results 2002-03

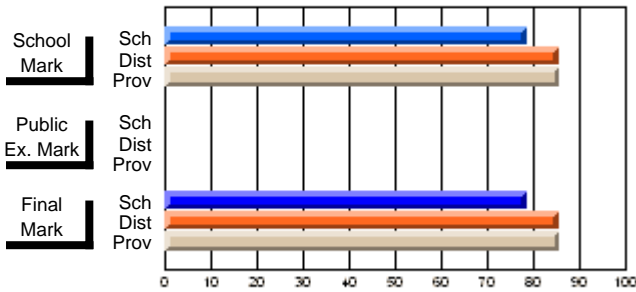
District 9 - Avalon West

#247 - Roncalli Central High, Avondale

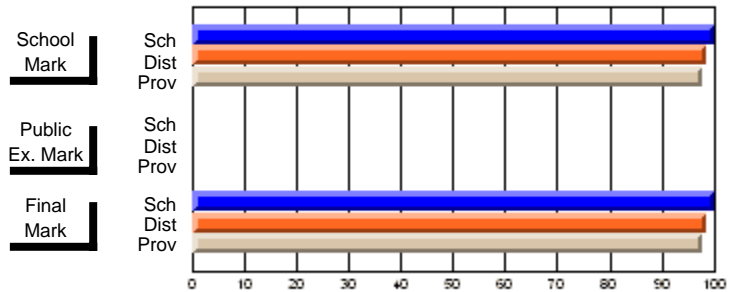
Grades: 5-12

Course: APPLIED MUSIC 3206														
# students in course: 7														
		<b>School Mark</b>	School vs District	School vs Province			<b>Public Exam Mark</b>	School vs District	School vs Province			<b>Final Mark</b>	School vs District	School vs Province
<b>Average Score</b>		<b>78.4</b>										<b>78.4</b>		
School		85.4	q	q								85.4	q	q
District		85.5										85.5		
Province														
<b>Percent of Passes</b>		<b>100.0</b>										<b>100.0</b>		
School		98.6	P	P								98.6	P	P
District		97.7										97.7		
Province														

**Average Scores**



**Percent Passes**



\* Data from the High School Certification System. The results from supplementary courses are not reflected in these results. All students obtaining a score of 48 or 49 on the final mark, were adjusted to 50 and are reflected in the Final Mark column.



## High School Course Results 2002-03

District 9 - Avalon West

#247 - Roncalli Central High, Avondale

Grades: 5-12

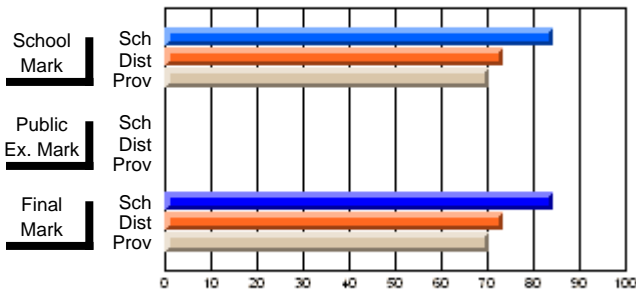
### Subject: Physical Education

Course: HEALTHY LIVING 1200			
# students in course: 22			
	<b>School Mark</b>	School vs District	School vs Province
<b>Average Score</b>	<b>84.3</b>		
School	73.4	P	P
District	70.5		
Province			
<b>Percent of Passes</b>			
School	<b>95.5</b>		
District	88.9	P	P
Province	90.1		

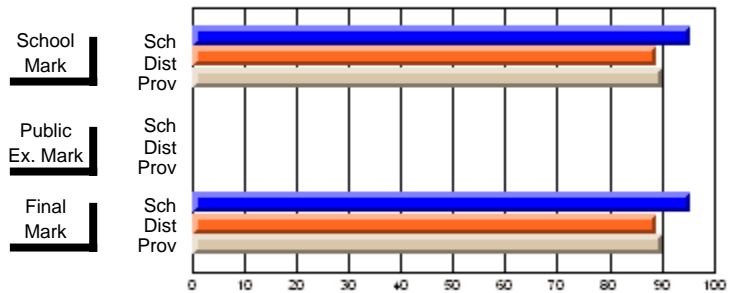
  

	<b>Public Exam Mark</b>	School vs District	School vs Province
<b>Final Mark</b>	<b>84.3</b>		
School	73.4	P	P
District	70.5		
Province			
<b>Final Mark</b>	<b>95.5</b>		
School	88.9	P	P
District	90.1		
Province			

**Average Scores**



**Percent Passes**



\* Data from the High School Certification System. The results from supplementary courses are not reflected in these results. All students obtaining a score of 48 or 49 on the final mark, were adjusted to 50 and are reflected in the Final Mark column.



## High School Course Results 2002-03

District 9 - Avalon West

#247 - Roncalli Central High, Avondale

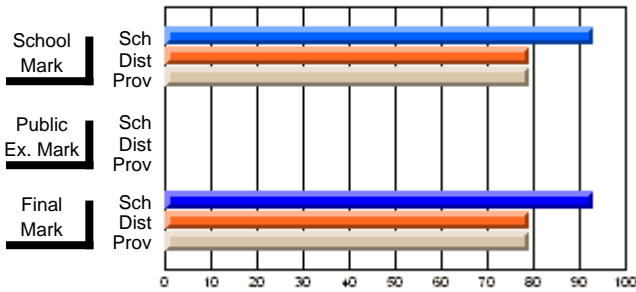
Grades: 5-12

Course: PHYSICAL EDUCATION 2100			
# students in course: 58			
	<b>School Mark</b>	School vs District	School vs Province
<b>Average Score</b>	<b>92.8</b>		
School	92.8		
District	79.0	P	P
Province	79.2		
<b>Percent of Passes</b>	<b>100.0</b>		
School	100.0		
District	95.6	P	P
Province	96.2		

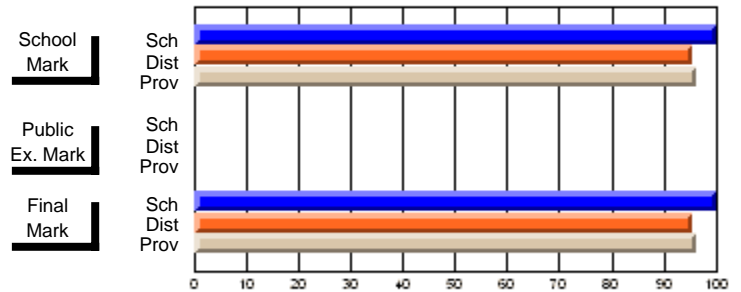
  

	<b>Public Exam Mark</b>	School vs District	School vs Province
<b>Final Mark</b>	<b>92.8</b>		
School	92.8		
District	79.0	P	P
Province	79.2		
<b>Final Mark</b>	<b>100.0</b>		
School	100.0		
District	95.6	P	P
Province	96.2		

**Average Scores**



**Percent Passes**



\* Data from the High School Certification System. The results from supplementary courses are not reflected in these results. All students obtaining a score of 48 or 49 on the final mark, were adjusted to 50 and are reflected in the Final Mark column.



## High School Course Results 2002-03

District 9 - Avalon West

#247 - Roncalli Central High, Avondale

Grades: 5-12

Course: PHYSICAL EDUCATION 3100			
# students in course: 59			
	<b>School Mark</b>	School vs District	School vs Province
<b>Average Score</b>	<b>79.3</b>		
School	79.3		
District	76.3	P	P
Province	77.3		
<b>Percent of Passes</b>	<b>96.6</b>		
School	96.6		
District	93.1	P	P
Province	94.8		

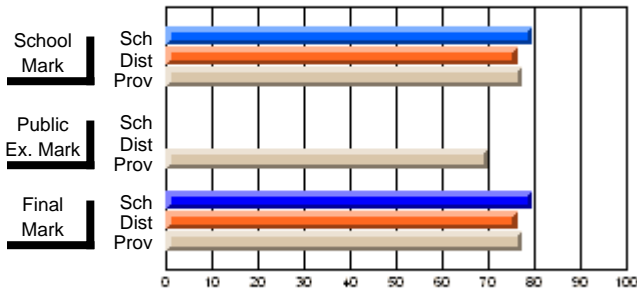
  

	<b>Public Exam Mark</b>	School vs District	School vs Province
<b>Public Exam Mark</b>	<b>70.0</b>		
School	70.0		
District	70.0		
Province	70.0		

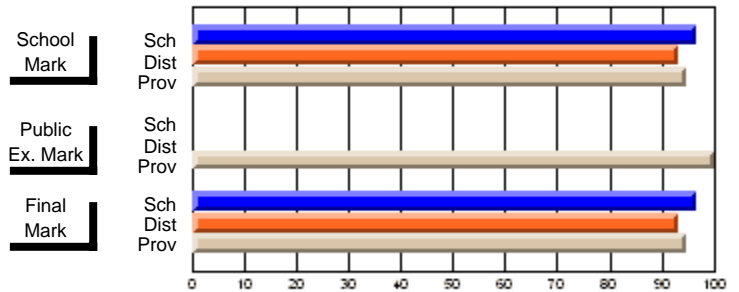
  

	<b>Final Mark</b>	School vs District	School vs Province
<b>Final Mark</b>	<b>79.3</b>		
School	79.3		
District	76.3	P	P
Province	77.3		

**Average Scores**



**Percent Passes**



\* Data from the High School Certification System. The results from supplementary courses are not reflected in these results. All students obtaining a score of 48 or 49 on the final mark, were adjusted to 50 and are reflected in the Final Mark column.



## High School Course Results 2002-03

District 9 - Avalon West

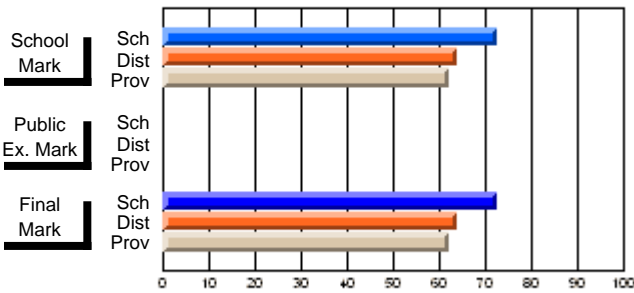
#247 - Roncalli Central High, Avondale

Grades: 5-12

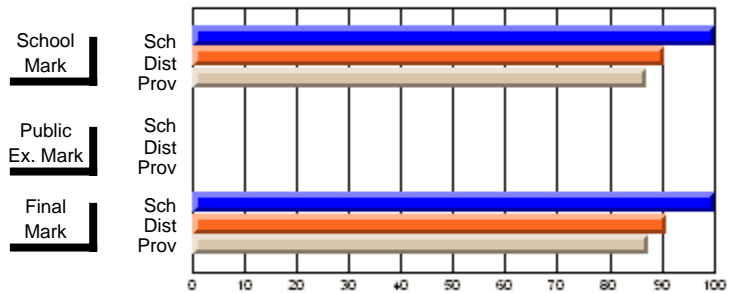
**Subject: Science**

Course: GENERAL SCIENCE 1200								
# students in course: 7								
	<b>School Mark</b>	School vs District	School vs Province		<b>Public Exam Mark</b>	School vs District	School vs Province	
<b>Average Score</b>	<b>72.4</b>							
School	72.4							
District	63.9	P	P					
Province	62.0							
<b>Final Mark</b>	<b>72.4</b>							
School	72.4							
District	64.0	P	P					
Province	62.0							
<b>Percent of Passes</b>	<b>100.0</b>							
School	100.0							
District	90.7	P	P					
Province	87.1							
School	100.0							
District	90.8	P	P					
Province	87.3							

**Average Scores**



**Percent Passes**



\* Data from the High School Certification System. The results from supplementary courses are not reflected in these results. All students obtaining a score of 48 or 49 on the final mark, were adjusted to 50 and are reflected in the Final Mark column.



**High School Course Results  
2002-03**

District 9 - Avalon West

#247 - Roncalli Central High, Avondale

Grades: 5-12

Course: GENERAL SCIENCE (M) 1260				School data has 5 or fewer students. Data withheld for reasons of confidentiality.					
# students in course: 4	<b>School Mark</b>	School vs District	School vs Province	<b>Public Exam Mark</b>	School vs District	School vs Province	<b>Final Mark</b>	School vs District	School vs Province
<b>Average Score</b>									
School									
District	58.3	P	P				58.3	P	P
Province	59.6						59.6		
<b>Percent of Passes</b>									
School									
District	100.0	P	P				100.0	P	P
Province	89.0						89.0		

\* Data from the High School Certification System. The results from supplementary courses are not reflected in these results. All students obtaining a score of 48 or 49 on the final mark, were adjusted to 50 and are reflected in the Final Mark column.





## High School Course Results 2002-03

District 9 - Avalon West

#247 - Roncalli Central High, Avondale

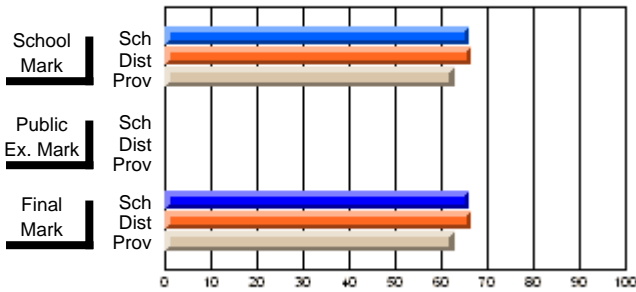
Grades: 5-12

Course: SCIENCE/TECHNOLOGY/SOCIETY 2206			
# students in course: 15			
	School Mark	School vs District	School vs Province
<b>Average Score</b>	<b>66.2</b>		
School	66.2		
District	66.3	q	P
Province	62.8		
<b>Percent of Passes</b>			
School	<b>100.0</b>		
District	94.0	P	P
Province	88.6		

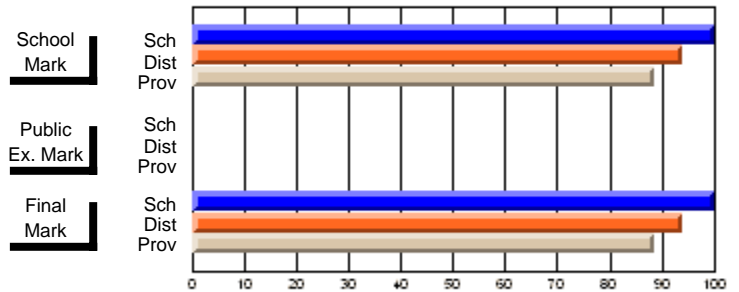
  

	Public Exam Mark	School vs District	School vs Province
<b>Final Mark</b>			
School			
District		q	P
Province			

**Average Scores**



**Percent Passes**



\* Data from the High School Certification System. The results from supplementary courses are not reflected in these results. All students obtaining a score of 48 or 49 on the final mark, were adjusted to 50 and are reflected in the Final Mark column.



## High School Course Results 2002-03

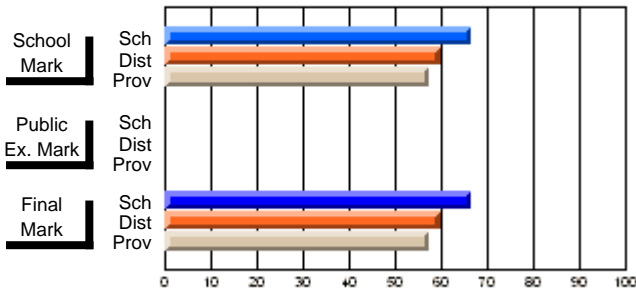
District 9 - Avalon West

#247 - Roncalli Central High, Avondale

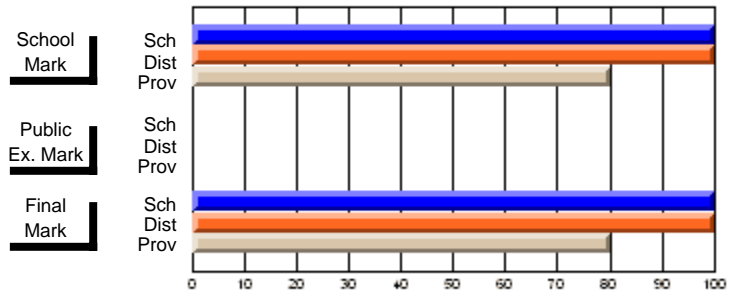
Grades: 5-12

Course: SCIENCE/TECHNOLOGY/SOCIETY(M) 2266			
# students in course: 6			
	<b>School Mark</b>	School vs District	School vs Province
<b>Average Score</b>	<b>66.3</b>		
School	66.3		
District	59.8	P	P
Province	57.3		
<b>Percent of Passes</b>	<b>100.0</b>		
School	100.0		
District	100.0	P	P
Province	80.3		

**Average Scores**



**Percent Passes**



\* Data from the High School Certification System. The results from supplementary courses are not reflected in these results. All students obtaining a score of 48 or 49 on the final mark, were adjusted to 50 and are reflected in the Final Mark column.



## High School Course Results 2002-03

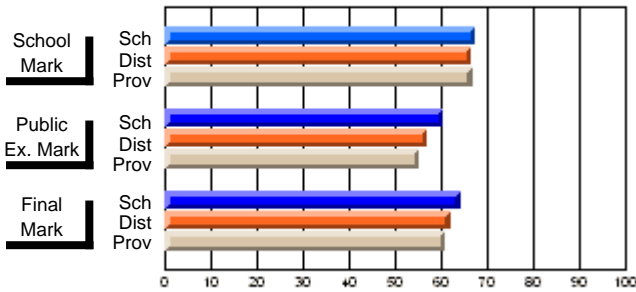
District 9 - Avalon West

#247 - Roncalli Central High, Avondale

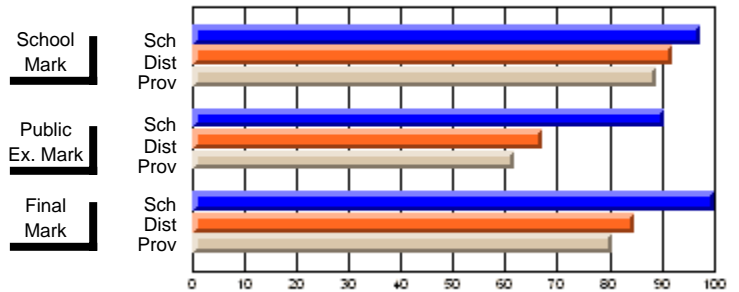
Grades: 5-12

Course: BIOLOGY 3201			
# students in course: 42			
	<b>School Mark</b>	School vs District	School vs Province
<b>Average Score</b>	<b>67.4</b>		
School	66.5	P	P
District			
Province	66.7		
<b>Percent of Passes</b>			
School	<b>97.6</b>		
District	92.1	P	P
Province	89.1		
	<b>Public Exam Mark</b>	School vs District	School vs Province
<b>Average Score</b>	<b>60.4</b>		
School	57.0	P	P
District			
Province	55.4		
<b>Percent of Passes</b>			
School	<b>90.5</b>		
District	67.2	P	P
Province	61.6		
	<b>Final Mark</b>	School vs District	School vs Province
<b>Average Score</b>	<b>64.1</b>		
School	61.9	P	P
District			
Province	60.7		
<b>Percent of Passes</b>			
School	<b>100.0</b>		
District	84.7	P	P
Province	80.4		

**Average Scores**



**Percent Passes**



\* Data from the High School Certification System. The results from supplementary courses are not reflected in these results. All students obtaining a score of 48 or 49 on the final mark, were adjusted to 50 and are reflected in the Final Mark column.



## High School Course Results 2002-03

District 9 - Avalon West

#247 - Roncalli Central High, Avondale

Grades: 5-12

Course: CHEMISTRY 3202			
# students in course: 17			
	School Mark	School vs District	School vs Province
<b>Average Score</b>			
School	<b>58.9</b>		
District	70.6	q	q
Province	72.0		
<b>Percent of Passes</b>			
School	<b>70.6</b>		
District	92.9	q	q
Province	94.4		

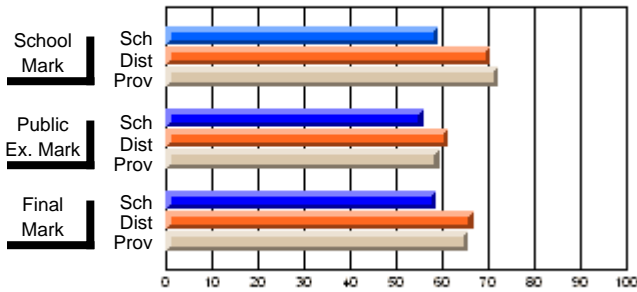
  

	Public Exam Mark	School vs District	School vs Province
School	<b>55.8</b>		
District	61.4	q	q
Province	59.3		

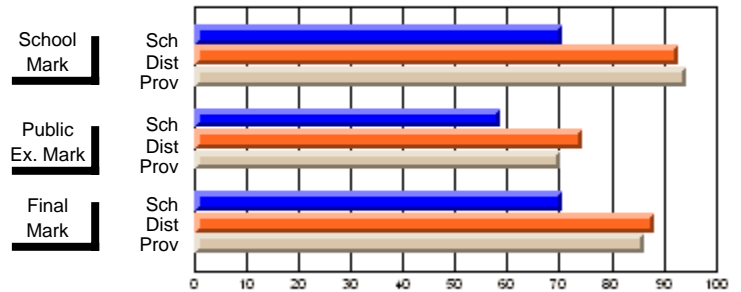
  

	Final Mark	School vs District	School vs Province
School	<b>58.8</b>		
District	66.7	q	q
Province	65.7		

**Average Scores**



**Percent Passes**



\* Data from the High School Certification System. The results from supplementary courses are not reflected in these results. All students obtaining a score of 48 or 49 on the final mark, were adjusted to 50 and are reflected in the Final Mark column.



## High School Course Results 2002-03

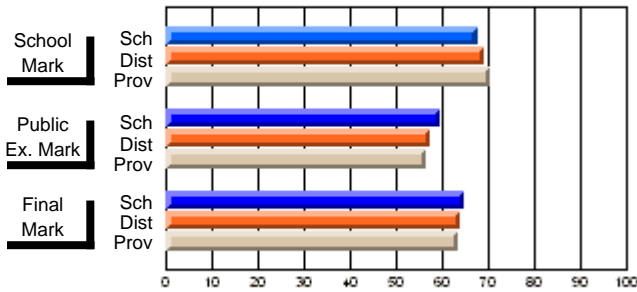
District 9 - Avalon West

#247 - Roncalli Central High, Avondale

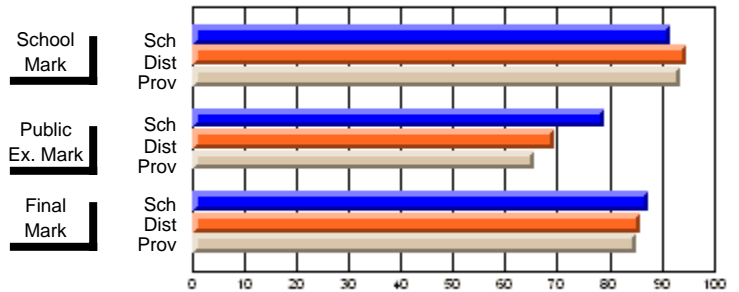
Grades: 5-12

Course: PHYSICS 3204			
# students in course: 24			
	<b>School Mark</b>	School vs District	School vs Province
<b>Average Score</b>	<b>67.5</b>		
School	69.0	q	q
District	70.3		
Province			
<b>Percent of Passes</b>	<b>91.7</b>		
School	94.7	q	q
District	93.6		
Province			
	<b>Public Exam Mark</b>	School vs District	School vs Province
<b>Average Score</b>	<b>59.5</b>		
School	57.3	p	p
District	56.3		
Province			
<b>Percent of Passes</b>	<b>79.2</b>		
School	69.6	p	p
District	65.6		
Province			
	<b>Final Mark</b>	School vs District	School vs Province
<b>Average Score</b>	<b>64.8</b>		
School	63.9	p	p
District	63.4		
Province			
<b>Percent of Passes</b>	<b>87.5</b>		
School	86.0	p	p
District	85.1		
Province			

**Average Scores**



**Percent Passes**



\* Data from the High School Certification System. The results from supplementary courses are not reflected in these results. All students obtaining a score of 48 or 49 on the final mark, were adjusted to 50 and are reflected in the Final Mark column.



## High School Course Results 2002-03

District 9 - Avalon West

#247 - Roncalli Central High, Avondale

Grades: 5-12

Course: ENVIRONMENTAL SCIENCE 3205			
# students in course: 74			
	School Mark	School vs District	School vs Province
<b>Average Score</b>	<b>65.8</b>		
School	65.8		
District	67.3	q	P
Province	63.2		
<b>Percent of Passes</b>	<b>97.3</b>		
School	97.3		
District	93.4	P	P
Province	87.7		

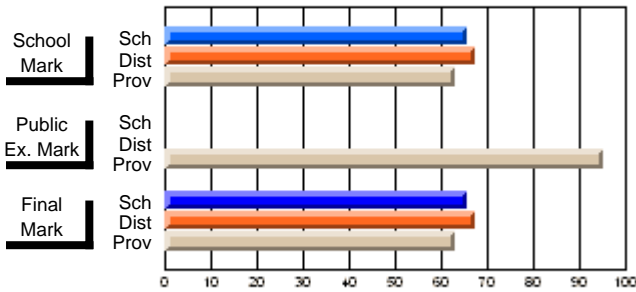
  

	Public Exam Mark	School vs District	School vs Province
<b>Public Exam Mark</b>	<b>95.0</b>		
School	95.0		
District	95.0		
Province	95.0		

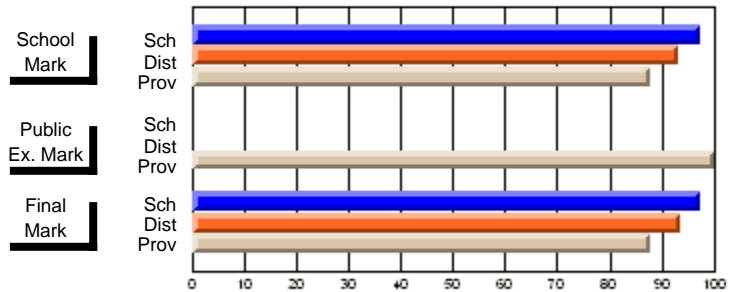
  

	Final Mark	School vs District	School vs Province
<b>Final Mark</b>	<b>65.8</b>		
School	65.8		
District	67.3	q	P
Province	63.1		

**Average Scores**



**Percent Passes**



\* Data from the High School Certification System. The results from supplementary courses are not reflected in these results. All students obtaining a score of 48 or 49 on the final mark, were adjusted to 50 and are reflected in the Final Mark column.



**High School Course Results  
2002-03**

District 9 - Avalon West

#247 - Roncalli Central High, Avondale

Grades: 5-12

Course: ENVIRONMENTAL SCIENCE (M) 3265				School data has 5 or fewer students. Data withheld for reasons of confidentiality.					
# students in course: 3									
	<b>School Mark</b>	School vs District	School vs Province	<b>Public Exam Mark</b>	School vs District	School vs Province	<b>Final Mark</b>	School vs District	School vs Province
<b>Average Score</b>									
School									
District	53.0	q	q				53.0	q	q
Province	55.7						55.7		
<b>Percent of Passes</b>									
School									
District	100.0	P	P				100.0	P	P
Province	84.0						84.0		

\* Data from the High School Certification System. The results from supplementary courses are not reflected in these results. All students obtaining a score of 48 or 49 on the final mark, were adjusted to 50 and are reflected in the Final Mark column.



**High School Course Results  
2002-03**

District 9 - Avalon West

#247 - Roncalli Central High, Avondale

Grades: 5-12

Course: BIOLOGY AP 4221				School data has 5 or fewer students. Data withheld for reasons of confidentiality.					
# students in course: 1									
	<b>School Mark</b>	School vs District	School vs Province	<b>Public Exam Mark</b>	School vs District	School vs Province	<b>Final Mark</b>	School vs District	School vs Province
<b>Average Score</b>									
School									
District	68.0	q	q				68.0	q	q
Province	71.5						71.5		
<b>Percent of Passes</b>									
School									
District	96.0	P	P				96.0	P	P
Province	98.9						98.9		

\* Data from the High School Certification System. The results from supplementary courses are not reflected in these results. All students obtaining a score of 48 or 49 on the final mark, were adjusted to 50 and are reflected in the Final Mark column.





## High School Course Results 2002-03

District 9 - Avalon West

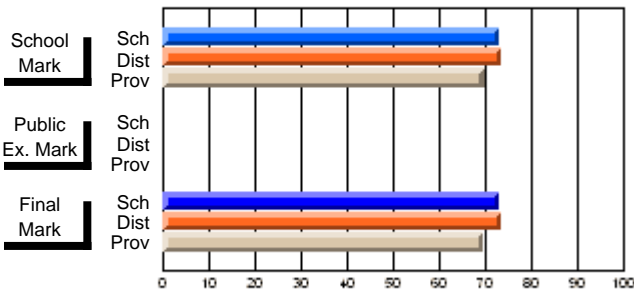
#247 - Roncalli Central High, Avondale

Grades: 5-12

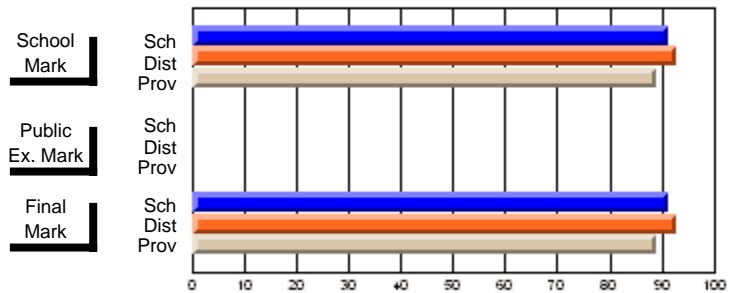
**Subject: Social Studies**

Course: CANADIAN HISTORY 1201								
# students in course: 23								
	<b>School Mark</b>	School vs District	School vs Province		<b>Public Exam Mark</b>	School vs District	School vs Province	
<b><u>Average Score</u></b>	<b>73.0</b>							
School	73.0							
District	73.3	q	p					
Province	69.7							
<b><u>Percent of Passes</u></b>								
School	<b>91.3</b>							
District	93.0	q	p					
Province	89.0							
					<b>73.0</b>			
					73.2	q	p	
					69.7			
					<b>91.3</b>			
					92.9	q	p	
					89.0			

**Average Scores**



**Percent Passes**



\* Data from the High School Certification System. The results from supplementary courses are not reflected in these results. All students obtaining a score of 48 or 49 on the final mark, were adjusted to 50 and are reflected in the Final Mark column.



## High School Course Results 2002-03

District 9 - Avalon West

#247 - Roncalli Central High, Avondale

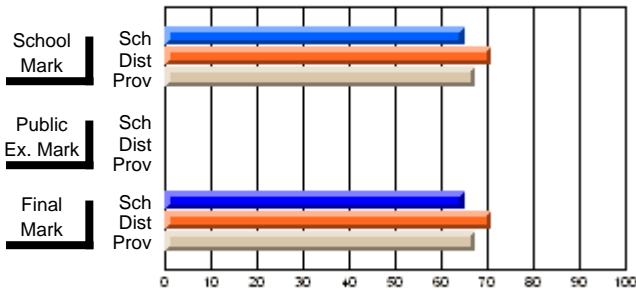
Grades: 5-12

Course: CANADIAN GEOGRAPHY 1202

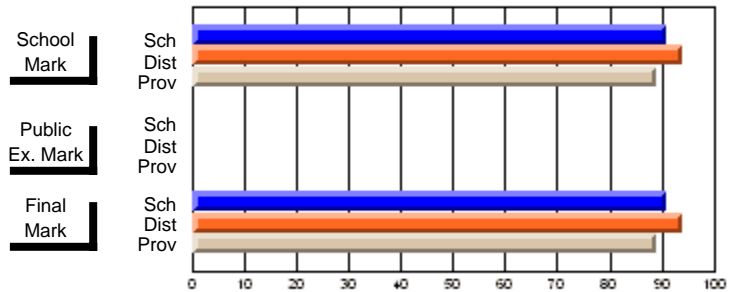
# students in course: 33

	<b>School Mark</b>	School vs District	School vs Province	<b>Public Exam Mark</b>	School vs District	School vs Province	<b>Final Mark</b>	School vs District	School vs Province
<b><u>Average Score</u></b>									
School	<b>64.9</b>						<b>64.9</b>		
District	70.9	q	q				70.9	q	q
Province	67.3						67.3		
<b><u>Percent of Passes</u></b>									
School	<b>90.9</b>						<b>90.9</b>		
District	93.9	q	P				93.9	q	P
Province	88.9						88.9		

**Average Scores**



**Percent Passes**



\* Data from the High School Certification System. The results from supplementary courses are not reflected in these results. All students obtaining a score of 48 or 49 on the final mark, were adjusted to 50 and are reflected in the Final Mark column.



## High School Course Results 2002-03

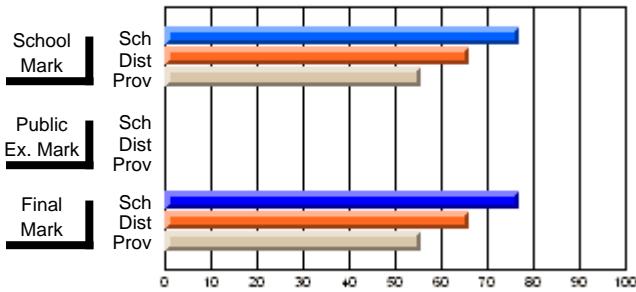
District 9 - Avalon West

#247 - Roncalli Central High, Avondale

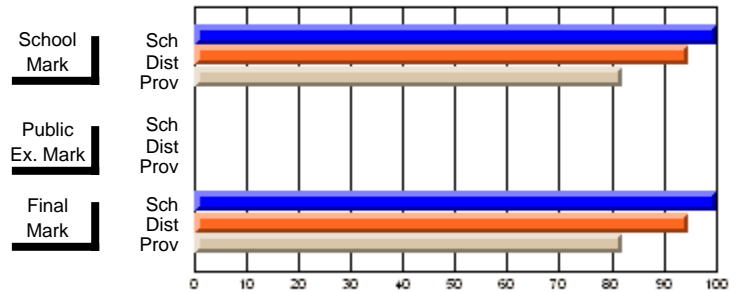
Grades: 5-12

Course: CANADIAN GEOGRAPHY(M) 1262			
# students in course: 12			
	School Mark	School vs District	School vs Province
<b>Average Score</b>	<b>76.9</b>		
School	66.1	P	P
District	66.1		
Province	55.8		
<b>Percent of Passes</b>	<b>100.0</b>		
School	94.7	P	P
District	94.7		
Province	82.1		

**Average Scores**



**Percent Passes**



\* Data from the High School Certification System. The results from supplementary courses are not reflected in these results. All students obtaining a score of 48 or 49 on the final mark, were adjusted to 50 and are reflected in the Final Mark column.



## High School Course Results 2002-03

District 9 - Avalon West

#247 - Roncalli Central High, Avondale

Grades: 5-12

Course: WORLD GEOGRAPHY 3200			
# students in course: 25			
	School Mark	School vs District	School vs Province
<b>Average Score</b>	<b>62.2</b>		
School	61.8	P	P
District	60.4		
Province			
<b>Percent of Passes</b>			
School	<b>92.0</b>		
District	92.6	Q	P
Province	90.3		

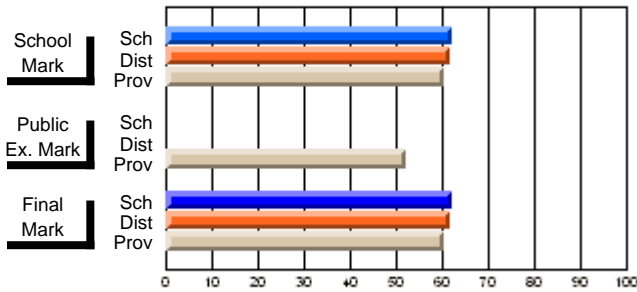
  

	Public Exam Mark	School vs District	School vs Province
<b>Public Exam Mark</b>	<b>52.1</b>		
School			
District			
Province			

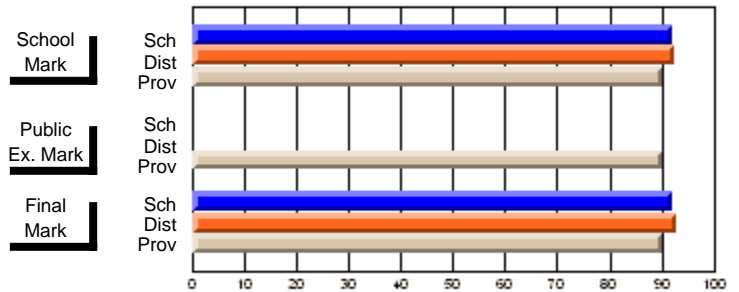
  

	Final Mark	School vs District	School vs Province
<b>Final Mark</b>	<b>62.2</b>		
School	61.8	P	P
District	60.4		
Province			

**Average Scores**



**Percent Passes**



\* Data from the High School Certification System. The results from supplementary courses are not reflected in these results. All students obtaining a score of 48 or 49 on the final mark, were adjusted to 50 and are reflected in the Final Mark column.



## High School Course Results 2002-03

District 9 - Avalon West

#247 - Roncalli Central High, Avondale

Grades: 5-12

Course: WORLD HISTORY 3201			
# students in course: 20			
	School Mark	School vs District	School vs Province
<b>Average Score</b>			
School	<b>66.8</b>		
District	67.5	q	q
Province	68.5		
<b>Percent of Passes</b>			
School	<b>85.0</b>		
District	85.9	q	q
Province	87.0		

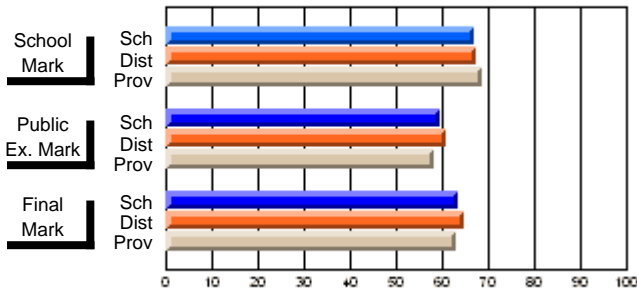
  

	Public Exam Mark	School vs District	School vs Province
School	<b>59.6</b>		
District	60.8	q	p
Province	58.4		

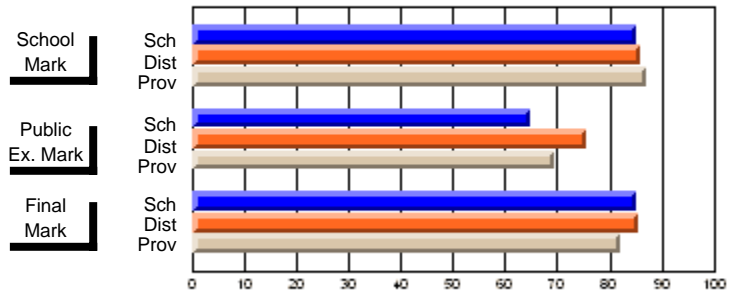
  

	Final Mark	School vs District	School vs Province
School	<b>63.5</b>		
District	64.9	q	p
Province	63.0		

**Average Scores**



**Percent Passes**



\* Data from the High School Certification System. The results from supplementary courses are not reflected in these results. All students obtaining a score of 48 or 49 on the final mark, were adjusted to 50 and are reflected in the Final Mark column.



## High School Course Results 2002-03

District 9 - Avalon West

#247 - Roncalli Central High, Avondale

Grades: 5-12

Course: WORLD GEOGRAPHY 3202			
# students in course: 35			
	School Mark	School vs District	School vs Province
<b>Average Score</b>			
School	<b>65.8</b>		
District	67.6	q	q
Province	68.4		
<b>Percent of Passes</b>			
School	<b>91.4</b>		
District	94.0	q	q
Province	91.6		

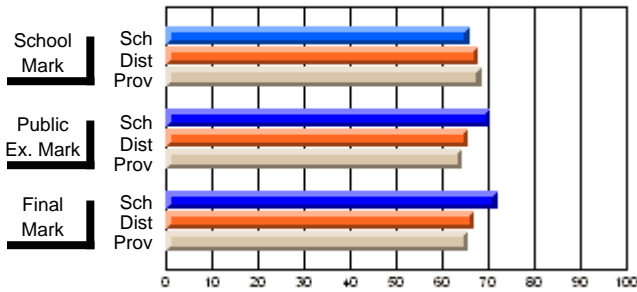
  

	Public Exam Mark	School vs District	School vs Province
<b>Public Exam Mark</b>			
School	<b>70.5</b>		
District	65.6	p	p
Province	64.2		

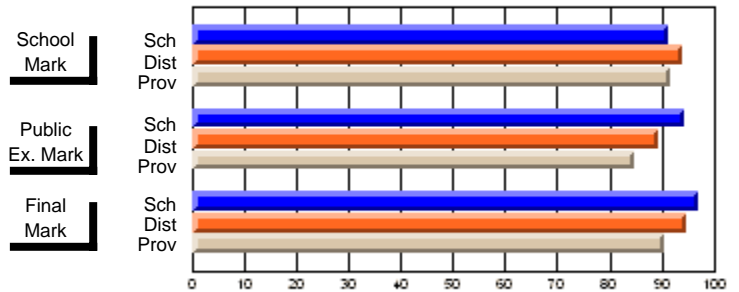
  

	Final Mark	School vs District	School vs Province
<b>Final Mark</b>			
School	<b>71.9</b>		
District	66.8	p	p
Province	65.7		

**Average Scores**



**Percent Passes**



\* Data from the High School Certification System. The results from supplementary courses are not reflected in these results. All students obtaining a score of 48 or 49 on the final mark, were adjusted to 50 and are reflected in the Final Mark column.



## High School Course Results 2002-03

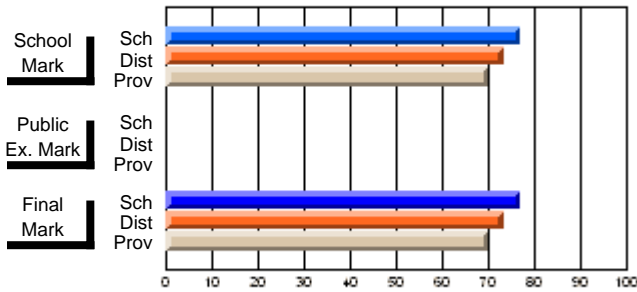
District 9 - Avalon West

#247 - Roncalli Central High, Avondale

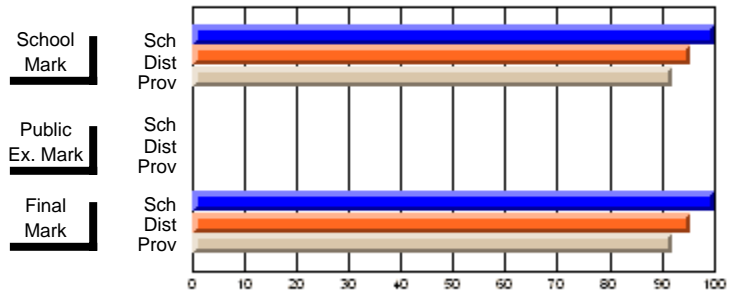
Grades: 5-12

Course: GLOBAL ISSUES 3205			
# students in course: 19			
	<b>School Mark</b>	School vs District	School vs Province
<b>Average Score</b>	<b>77.0</b>		
School	73.2	P	P
District	69.8		
Province			
<b>Percent of Passes</b>	<b>100.0</b>		
School	95.6	P	P
District	92.2		
Province			
		<b>Public Exam Mark</b>	<b>Final Mark</b>
		School vs District	School vs Province
			<b>77.0</b>
			73.2
			69.8
			<b>100.0</b>
			95.6
			92.2

**Average Scores**



**Percent Passes**



\* Data from the High School Certification System. The results from supplementary courses are not reflected in these results. All students obtaining a score of 48 or 49 on the final mark, were adjusted to 50 and are reflected in the Final Mark column.



**High School Course Results  
2002-03**

District 9 - Avalon West

#247 - Roncalli Central High, Avondale

Grades: 5-12

Course: WORLD GEOGRAPHY(M) 3260				School data has 5 or fewer students. Data withheld for reasons of confidentiality.			
# students in course: 2				<b>Public Exam Mark</b>		<b>Final Mark</b>	
	<b>School Mark</b>	School vs District	School vs Province	School vs District	School vs Province	School vs District	School vs Province
<b>Average Score</b>							
School							
District	48.9	P	Q			48.9	P
Province	53.7					53.7	Q
<b>Percent of Passes</b>							
School							
District	83.3	P	P			83.3	P
Province	82.3					82.3	P

\* Data from the High School Certification System. The results from supplementary courses are not reflected in these results. All students obtaining a score of 48 or 49 on the final mark, were adjusted to 50 and are reflected in the Final Mark column.





## High School Course Results 2002-03

District 9 - Avalon West

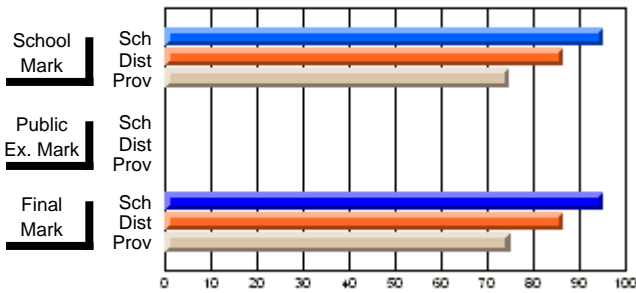
#247 - Roncalli Central High, Avondale

Grades: 5-12

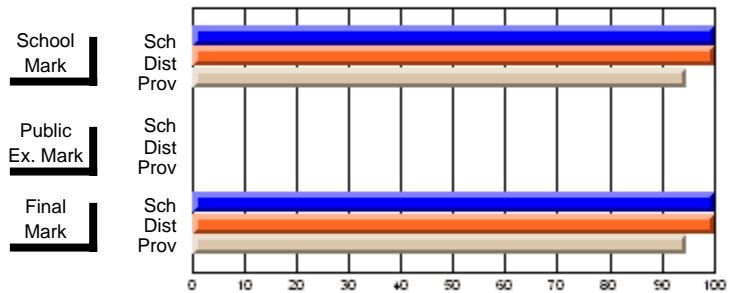
**Subject: Guidance**

Course: PEER COUNSELLING 2101									
# students in course: 6									
	<b>School Mark</b>	School vs District	School vs Province	<b>Public Exam Mark</b>	School vs District	School vs Province	<b>Final Mark</b>	School vs District	School vs Province
<b><u>Average Score</u></b>	<b>95.0</b>						<b>95.0</b>		
School	86.6	P	P				86.6	P	P
District	74.9						74.9		
Province							74.9		
<b><u>Percent of Passes</u></b>	<b>100.0</b>						<b>100.0</b>		
School	100.0	P	P				100.0	P	P
District	94.8						94.8		
Province							94.8		

**Average Scores**



**Percent Passes**



\* Data from the High School Certification System. The results from supplementary courses are not reflected in these results. All students obtaining a score of 48 or 49 on the final mark, were adjusted to 50 and are reflected in the Final Mark column.



**High School Course Results  
2002-03**

District 9 - Avalon West

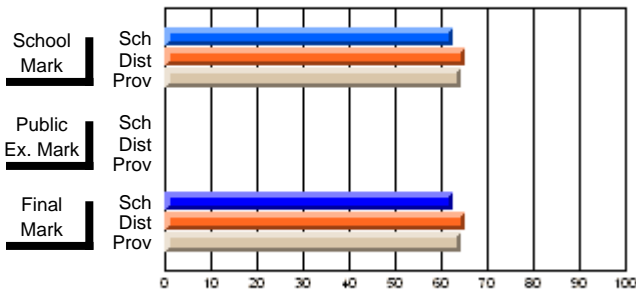
#247 - Roncalli Central High, Avondale

Grades: 5-12

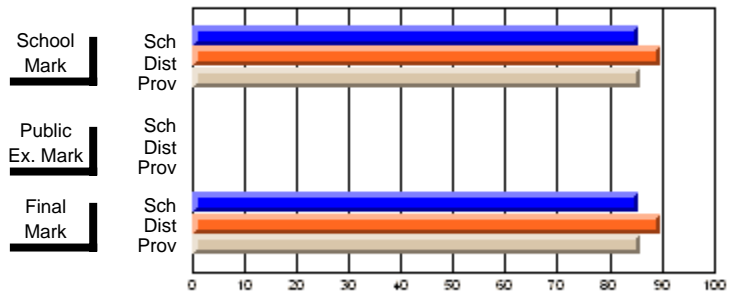
**Subject: Science**

Course: SCIENCE 1206														
# students in course: 49														
		<b>School Mark</b>	School vs District	School vs Province			<b>Public Exam Mark</b>	School vs District	School vs Province			<b>Final Mark</b>	School vs District	School vs Province
<u><b>Average Score</b></u>														
School		<b>62.6</b>										<b>62.6</b>		
District		65.2	q	q								65.2	q	q
Province		64.3										64.3		
<u><b>Percent of Passes</b></u>														
School		<b>85.7</b>										<b>85.7</b>		
District		89.6	q	q								89.6	q	q
Province		85.9										85.9		

**Average Scores**



**Percent Passes**



\* Data from the High School Certification System. The results from supplementary courses are not reflected in these results. All students obtaining a score of 48 or 49 on the final mark, were adjusted to 50 and are reflected in the Final Mark column.



## High School Course Results 2002-03

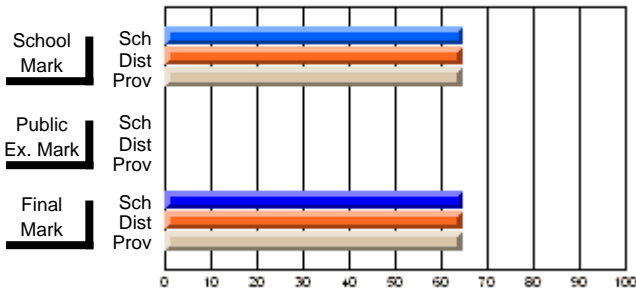
District 9 - Avalon West

#247 - Roncalli Central High, Avondale

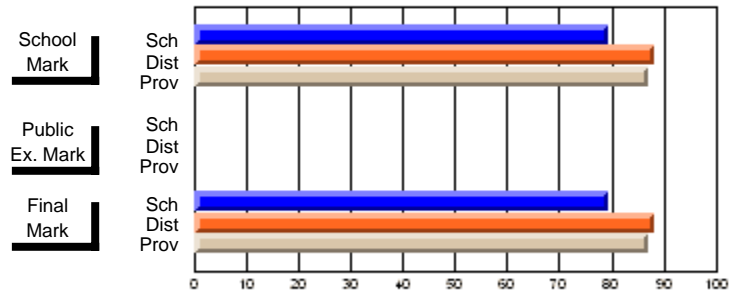
Grades: 5-12

Course: BIOLOGY 2201			
# students in course: 44			
	<b>School Mark</b>	School vs District	School vs Province
<b>Average Score</b>	<b>64.7</b>		
School	64.7		
District	64.5	P	P
Province	64.5		
<b>Percent of Passes</b>	<b>79.5</b>		
School	79.5		
District	88.3	Q	Q
Province	86.9		

**Average Scores**



**Percent Passes**



\* Data from the High School Certification System. The results from supplementary courses are not reflected in these results. All students obtaining a score of 48 or 49 on the final mark, were adjusted to 50 and are reflected in the Final Mark column.



## High School Course Results 2002-03

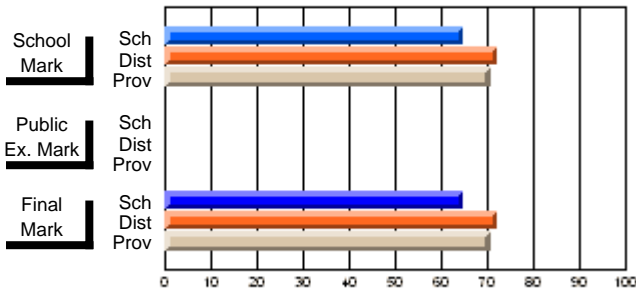
District 9 - Avalon West

#247 - Roncalli Central High, Avondale

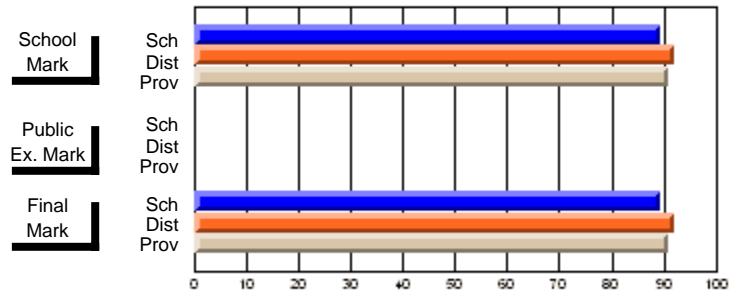
Grades: 5-12

Course: CHEMISTRY 2202			
# students in course: 19			
	<b>School Mark</b>	School vs District	School vs Province
<b>Average Score</b>	<b>64.7</b>		
School	64.7		
District	71.9	q	q
Province	70.6		
<b>Percent of Passes</b>	<b>89.5</b>		
School	89.5		
District	92.0	q	q
Province	91.1		

**Average Scores**



**Percent Passes**



\* Data from the High School Certification System. The results from supplementary courses are not reflected in these results. All students obtaining a score of 48 or 49 on the final mark, were adjusted to 50 and are reflected in the Final Mark column.



## High School Course Results 2002-03

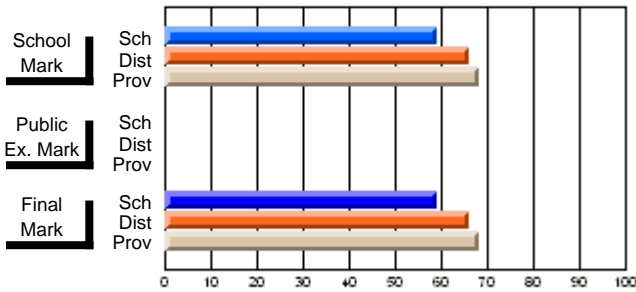
District 9 - Avalon West

#247 - Roncalli Central High, Avondale

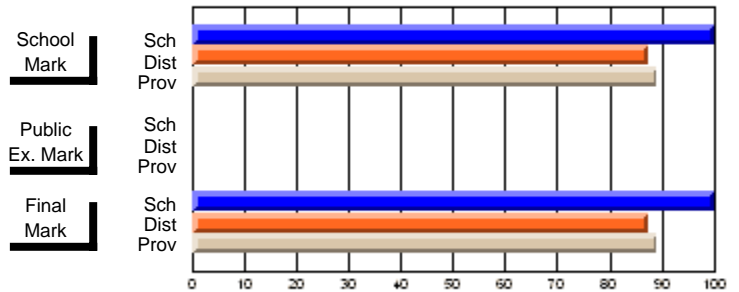
Grades: 5-12

Course: PHYSICS 2204			
# students in course: 9			
	<b>School Mark</b>	School vs District	School vs Province
<b>Average Score</b>	<b>59.2</b>		
School	66.2	q	q
District	68.3		
Province			
<b>Percent of Passes</b>	<b>100.0</b>		
School	87.6	P	P
District	89.2		
Province			
	<b>Public Exam Mark</b>	School vs District	School vs Province
	<b>Final Mark</b>	School vs District	School vs Province
	<b>59.2</b>		
School	66.2	q	q
District	68.3		
Province			
	<b>100.0</b>		
School	87.6	P	P
District	89.2		
Province			

**Average Scores**



**Percent Passes**



\* Data from the High School Certification System. The results from supplementary courses are not reflected in these results. All students obtaining a score of 48 or 49 on the final mark, were adjusted to 50 and are reflected in the Final Mark column.



**High School Course Results  
2002-03**

District 9 - Avalon West

#247 - Roncalli Central High, Avondale

Grades: 5-12

**Subject: English Language**

Course: THEATRE ARTS 2200			
# students in course: 9			
	School Mark	School vs District	School vs Province
<b>Average Score</b>			
School	<b>82.0</b>		
District	80.9	P	P
Province	75.3		
<b>Percent of Passes</b>			
School	<b>100.0</b>		
District	100.0	P	P
Province	93.7		

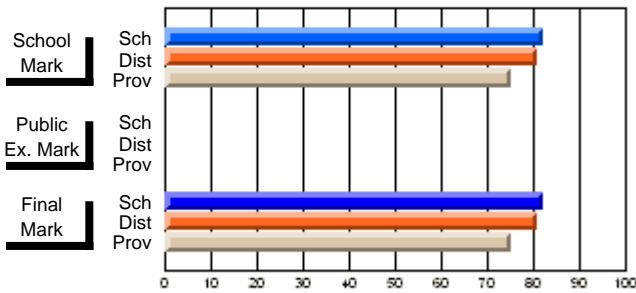
  

	Public Exam Mark	School vs District	School vs Province
<b>Public Exam Mark</b>			
School			
District			
Province			

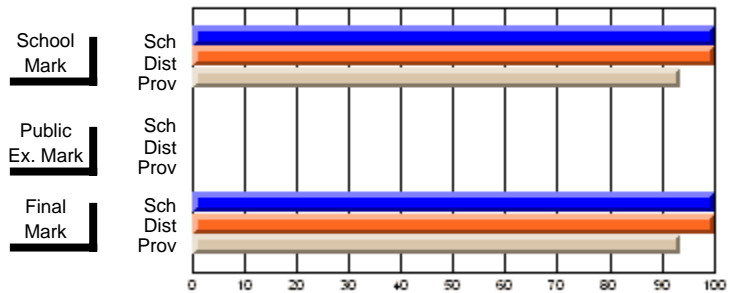
  

	Final Mark	School vs District	School vs Province
<b>Final Mark</b>			
School	<b>82.0</b>		
District	80.9	P	P
Province	75.3		
<b>Final Mark</b>			
School	<b>100.0</b>		
District	100.0	P	P
Province	93.7		

**Average Scores**



**Percent Passes**



\* Data from the High School Certification System. The results from supplementary courses are not reflected in these results. All students obtaining a score of 48 or 49 on the final mark, were adjusted to 50 and are reflected in the Final Mark column.



High School Course Results  
2002-03

District 9 - Avalon West

#247 - Roncalli Central High, Avondale

Grades: 5-12

---

\* Data from the High School Certification System. The results from supplementary courses are not reflected in these results. All students obtaining a score of 48 or 49 on the final mark, were adjusted to 50 and are reflected in the Final Mark column.

Modification Time: 3:57:46PM

Modification Date: 2/27/2006

Source: Evaluation & Research



## High School Course Results 2002-03

District 9 - Avalon West

#248 - Amalgamated Academy, Bay Roberts

Grades: 5-9

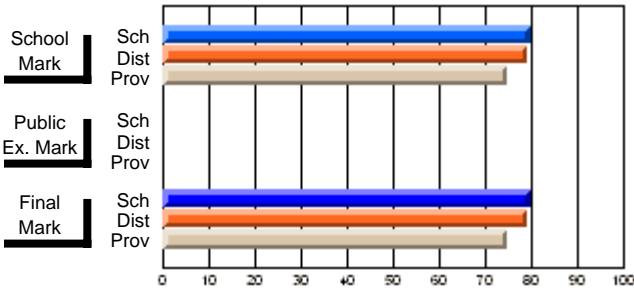
### Subject: Technology Education

Course: MICROCOMPUTER SYSTEMS 1100			
# students in course: 155			
	<b>School Mark</b>	School vs District	School vs Province
<b>Average Score</b>			
School	<b>79.7</b>		
District	79.1	P	P
Province	74.7		
<b>Percent of Passes</b>			
School	<b>95.5</b>		
District	95.7	Q	P
Province	92.9		

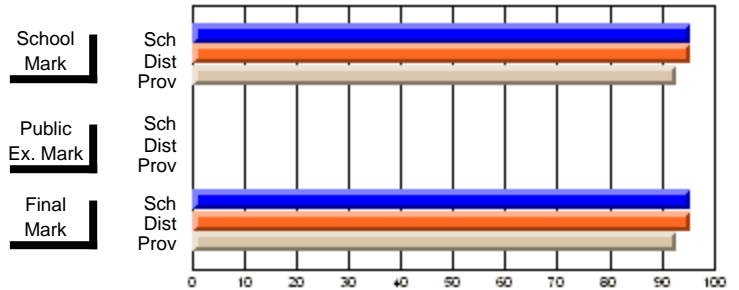
  

	<b>Public Exam Mark</b>	School vs District	School vs Province
<b>Final Mark</b>			
School	<b>79.7</b>		
District	79.1	P	P
Province	74.7		
<b>Final Mark</b>			
School	<b>95.5</b>		
District	95.7	Q	P
Province	92.9		

**Average Scores**



**Percent Passes**



\* Data from the High School Certification System. The results from supplementary courses are not reflected in these results. All students obtaining a score of 48 or 49 on the final mark, were adjusted to 50 and are reflected in the Final Mark column.





## High School Course Results 2002-03

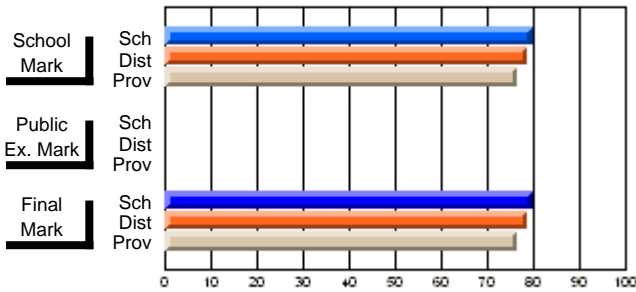
District 9 - Avalon West

#248 - Amalgamated Academy, Bay Roberts

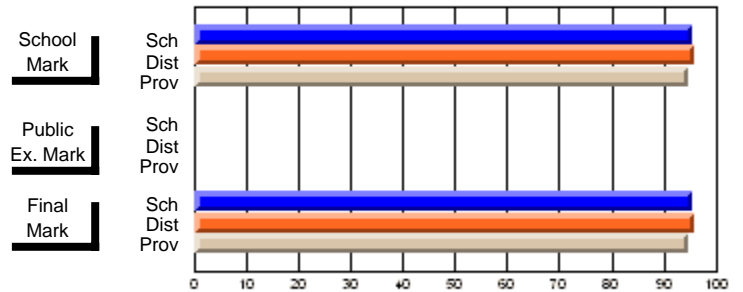
Grades: 5-9

Course: KEYBOARDING/WORD PROCESSING 1101			
# students in course: 155			
	<b>School Mark</b>	School vs District	School vs Province
<b>Average Score</b>	<b>79.7</b>		
School	79.7		
District	78.6	P	P
Province	76.5		
<b>Percent of Passes</b>			
School	<b>95.5</b>		
District	95.9	Q	P
Province	94.8		

**Average Scores**



**Percent Passes**



\* Data from the High School Certification System. The results from supplementary courses are not reflected in these results. All students obtaining a score of 48 or 49 on the final mark, were adjusted to 50 and are reflected in the Final Mark column.



High School Course Results  
2002-03

District 9 - Avalon West

#248 - Amalgamated Academy, Bay Roberts

Grades: 5-9

---

\* Data from the High School Certification System. The results from supplementary courses are not reflected in these results. All students obtaining a score of 48 or 49 on the final mark, were adjusted to 50 and are reflected in the Final Mark column.

Modification Time: 3:57:46PM

Modification Date: 2/27/2006

Source: Evaluation & Research



**High School Course Results  
2002-03**

District 9 - Avalon West

#249 - Ascension Collegiate, Bay Roberts

Grades: 10-12

# students in course: 1	School			Public Exam			Final		
	Mark	vs District	vs Province	Mark	vs District	vs Province	Mark	vs District	vs Province
<b>Average Score</b>									
School									
District	45.8	P	Q				45.8	P	Q
Province	54.9						54.9		
<b>Percent of Passes</b>									
School									
District	46.2	P	P				46.2	P	P
Province	78.9						78.9		

School data has 5 or fewer students. Data withheld for reasons of confidentiality.

\* Data from the High School Certification System. The results from supplementary courses are not reflected in these results. All students obtaining a score of 48 or 49 on the final mark, were adjusted to 50 and are reflected in the Final Mark column.



**High School Course Results  
2002-03**

District 9 - Avalon West

#249 - Ascension Collegiate, Bay Roberts

Grades: 10-12

# students in course: 1	<b>School Mark</b>			<b>Public Exam Mark</b>			<b>Final Mark</b>		
	School vs District	School vs Province		School vs District	School vs Province		School vs District	School vs Province	
<b><u>Average Score</u></b>									
School									
District	51.0	P	P				51.0	P	P
Province	48.5						48.5		
<b><u>Percent of Passes</u></b>									
School									
District	100.0	P	P				100.0	P	P
Province	50.0						50.0		

School data has 5 or fewer students. Data withheld for reasons of confidentiality.

\* Data from the High School Certification System. The results from supplementary courses are not reflected in these results. All students obtaining a score of 48 or 49 on the final mark, were adjusted to 50 and are reflected in the Final Mark column.



**High School Course Results  
2002-03**

District 9 - Avalon West

#249 - Ascension Collegiate, Bay Roberts

Grades: 10-12

						School data has 5 or fewer students. Data withheld for reasons of confidentiality.			
# students in course: 1	<b>School Mark</b>			<b>Public Exam Mark</b>			<b>Final Mark</b>		
		School vs District	School vs Province		School vs District	School vs Province		School vs District	School vs Province
	School								
	District	90.0	P	P			90.0	P	P
	Province	90.0					90.0		
	<b>Percent of Passes</b>								
	School								
	District	100.0	P	P			100.0	P	P
Province	100.0					100.0			

\* Data from the High School Certification System. The results from supplementary courses are not reflected in these results. All students obtaining a score of 48 or 49 on the final mark, were adjusted to 50 and are reflected in the Final Mark column.



## High School Course Results 2002-03

District 9 - Avalon West

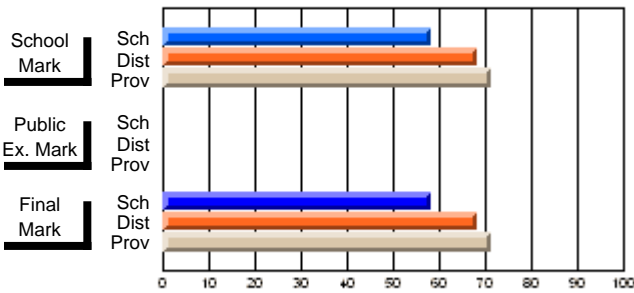
#249 - Ascension Collegiate, Bay Roberts

Grades: 10-12

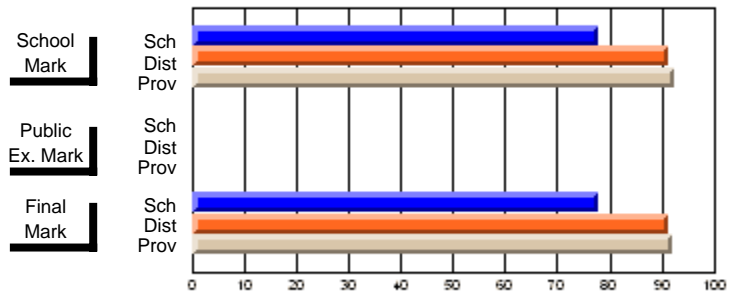
**Subject: Art**

Course: ART TECHNOLOGIES 1201								
# students in course: 72								
	<b>School Mark</b>	School vs District	School vs Province		<b>Public Exam Mark</b>	School vs District	School vs Province	
<b><u>Average Score</u></b>	<b>58.3</b>							
School	68.0	q	q					
District	71.4							
Province								
<b><u>Percent of Passes</u></b>	<b>77.8</b>							
School	91.3	q	q					
District	92.3							
Province								

**Average Scores**



**Percent Passes**



\* Data from the High School Certification System. The results from supplementary courses are not reflected in these results. All students obtaining a score of 48 or 49 on the final mark, were adjusted to 50 and are reflected in the Final Mark column.



## High School Course Results 2002-03

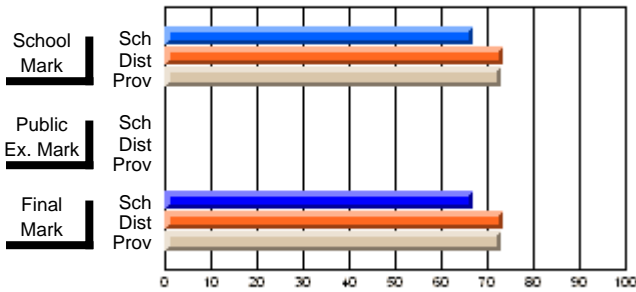
District 9 - Avalon West

#249 - Ascension Collegiate, Bay Roberts

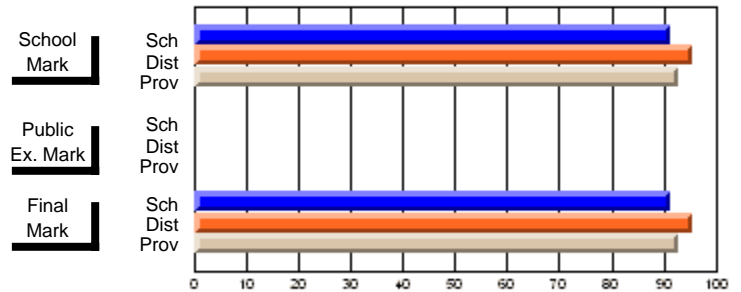
Grades: 10-12

Course: ART & DESIGN 2200			
# students in course: 23			
	<b>School Mark</b>	School vs District	School vs Province
<b>Average Score</b>	<b>66.7</b>		
School	66.7		
District	73.4	q	q
Province	72.9		
<b>Percent of Passes</b>	<b>91.3</b>		
School	91.3		
District	95.6	q	q
Province	92.9		

**Average Scores**



**Percent Passes**



\* Data from the High School Certification System. The results from supplementary courses are not reflected in these results. All students obtaining a score of 48 or 49 on the final mark, were adjusted to 50 and are reflected in the Final Mark column.



## High School Course Results 2002-03

District 9 - Avalon West

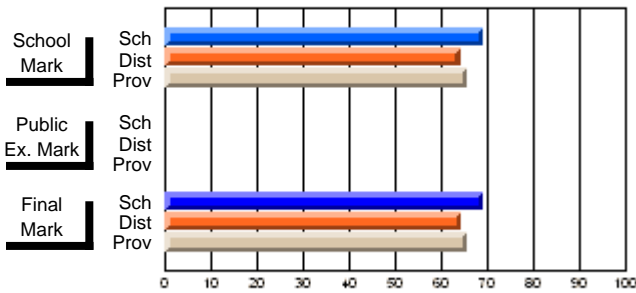
#249 - Ascension Collegiate, Bay Roberts

Grades: 10-12

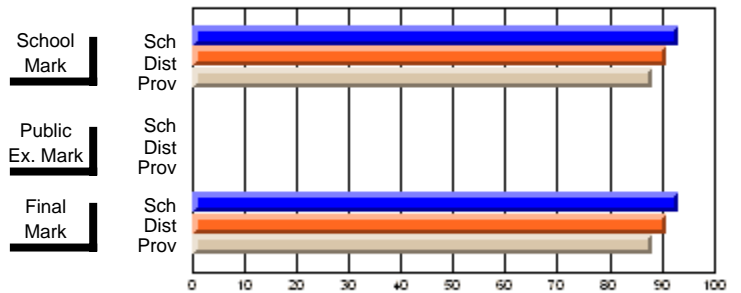
**Subject: Enterprise Education**

Course: CONSUMER STUDIES 1202									
# students in course: 30									
	<b>School Mark</b>	School vs District	School vs Province	<b>Public Exam Mark</b>	School vs District	School vs Province	<b>Final Mark</b>	School vs District	School vs Province
<b><u>Average Score</u></b>	<b>69.2</b>						<b>69.2</b>		
School	69.2						69.2		
District	64.1	P	P				64.2	P	P
Province	65.6						65.6		
<b><u>Percent of Passes</u></b>	<b>93.3</b>						<b>93.3</b>		
School	93.3						93.3		
District	90.9	P	P				91.0	P	P
Province	88.2						88.3		

**Average Scores**



**Percent Passes**



\* Data from the High School Certification System. The results from supplementary courses are not reflected in these results. All students obtaining a score of 48 or 49 on the final mark, were adjusted to 50 and are reflected in the Final Mark column.





## High School Course Results 2002-03

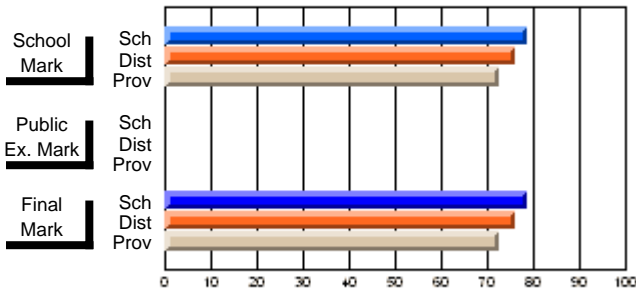
District 9 - Avalon West

#249 - Ascension Collegiate, Bay Roberts

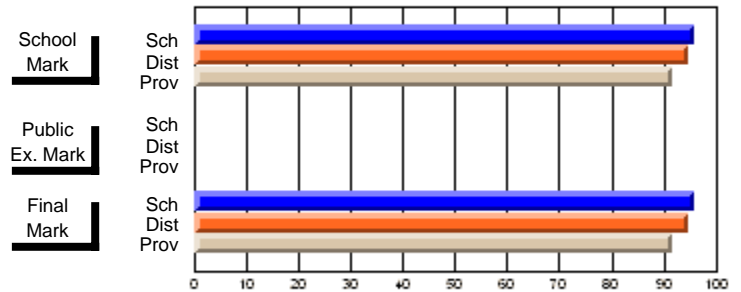
Grades: 10-12

Course: ENTERPRISE 3205											
# students in course: 201											
	<b>School Mark</b>	School vs District	School vs Province		<b>Public Exam Mark</b>	School vs District	School vs Province		<b>Final Mark</b>	School vs District	School vs Province
<b><u>Average Score</u></b>	<b>78.8</b>								<b>78.8</b>		
School	76.2	P	P						76.2	P	P
District	72.6								72.6		
Province											
<b><u>Percent of Passes</u></b>	<b>96.0</b>								<b>96.0</b>		
School	94.7	P	P						94.7	P	P
District	91.7								91.7		
Province											

**Average Scores**



**Percent Passes**



\* Data from the High School Certification System. The results from supplementary courses are not reflected in these results. All students obtaining a score of 48 or 49 on the final mark, were adjusted to 50 and are reflected in the Final Mark column.



## High School Course Results 2002-03

District 9 - Avalon West

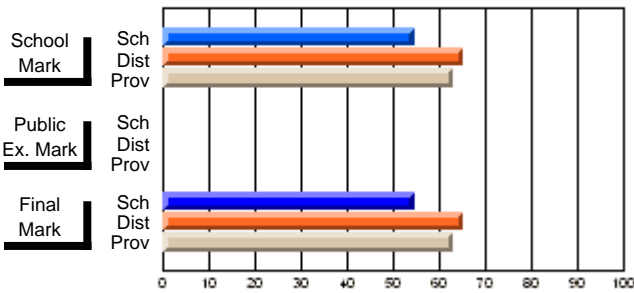
#249 - Ascension Collegiate, Bay Roberts

Grades: 10-12

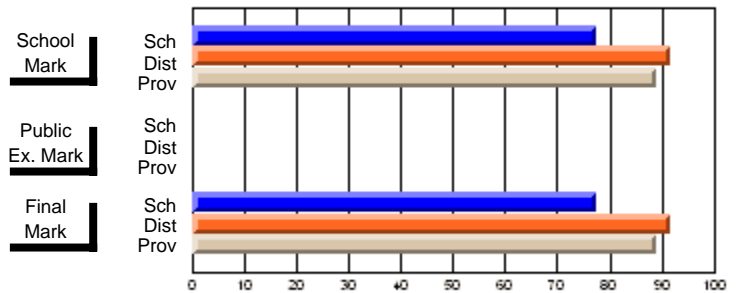
### Subject: English Language

Course: ENGLISH 1200			
# students in course: 40			
	<b>School Mark</b>	School vs District	School vs Province
<b>Average Score</b>			
School	<b>54.5</b>		
District	65.0	q	q
Province	62.9		
<b>Percent of Passes</b>			
School	<b>77.5</b>		
District	91.8	q	q
Province	88.9		

**Average Scores**



**Percent Passes**



\* Data from the High School Certification System. The results from supplementary courses are not reflected in these results. All students obtaining a score of 48 or 49 on the final mark, were adjusted to 50 and are reflected in the Final Mark column.



## High School Course Results 2002-03

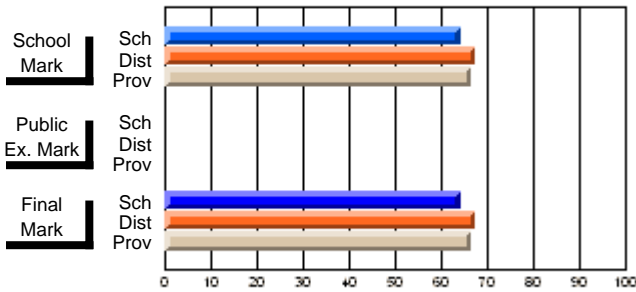
District 9 - Avalon West

#249 - Ascension Collegiate, Bay Roberts

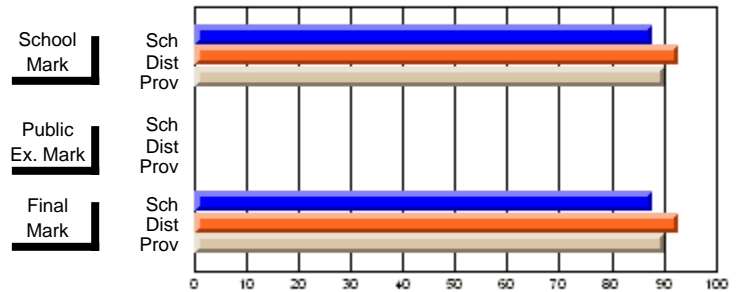
Grades: 10-12

Course: ENGLISH 1201			
# students in course: 220			
	<b>School Mark</b>	School vs District	School vs Province
<b>Average Score</b>	<b>64.1</b>		
School	67.5	q	q
District	66.6		
Province			
<b>Percent of Passes</b>	<b>87.7</b>		
School	92.9	q	q
District	90.3		
Province			
	<b>Public Exam Mark</b>	School vs District	School vs Province
	<b>Final Mark</b>	School vs District	School vs Province
	<b>64.1</b>		
	67.5	q	q
	66.6		
	<b>87.7</b>		
	92.9	q	q
	90.3		

**Average Scores**



**Percent Passes**



\* Data from the High School Certification System. The results from supplementary courses are not reflected in these results. All students obtaining a score of 48 or 49 on the final mark, were adjusted to 50 and are reflected in the Final Mark column.



## High School Course Results 2002-03

District 9 - Avalon West

#249 - Ascension Collegiate, Bay Roberts

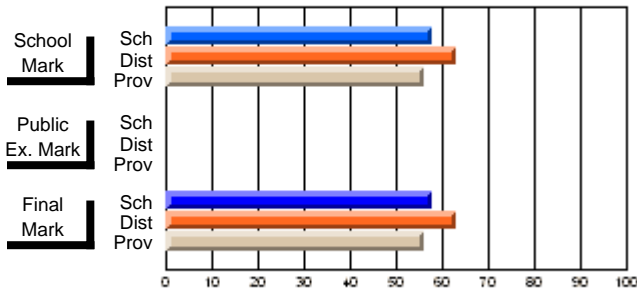
Grades: 10-12

Course: ENGLISH 1202			
# students in course: 55			
	<b>School Mark</b>	School vs District	School vs Province
<b>Average Score</b>	<b>57.8</b>		
School	63.2	q	p
District	56.0		
Province			
<b>Percent of Passes</b>	<b>87.3</b>		
School	92.6	q	p
District	81.9		
Province			

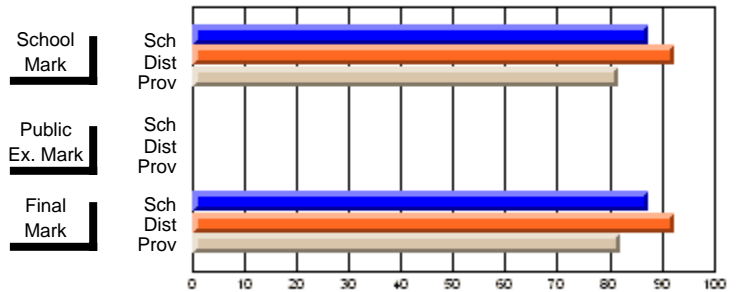
  

	<b>Public Exam Mark</b>	School vs District	School vs Province
<b>Final Mark</b>	<b>57.8</b>		
School	63.2	q	p
District	56.0		
Province			

**Average Scores**



**Percent Passes**



\* Data from the High School Certification System. The results from supplementary courses are not reflected in these results. All students obtaining a score of 48 or 49 on the final mark, were adjusted to 50 and are reflected in the Final Mark column.



## High School Course Results 2002-03

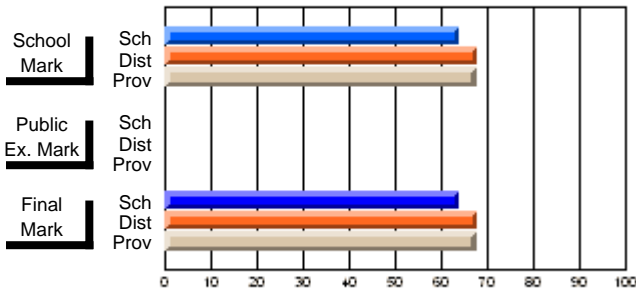
District 9 - Avalon West

#249 - Ascension Collegiate, Bay Roberts

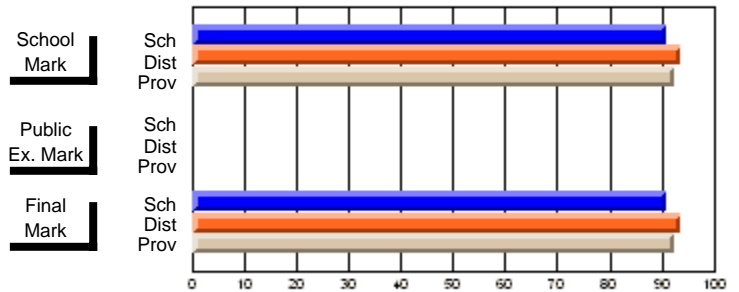
Grades: 10-12

Course: ENGLISH 2201			
# students in course: 169			
	<b>School Mark</b>	School vs District	School vs Province
<b>Average Score</b>	<b>63.7</b>		
School	63.7		
District	67.9	q	q
Province	67.6		
<b>Percent of Passes</b>	<b>91.1</b>		
School	91.1		
District	93.8	q	q
Province	92.3		

**Average Scores**



**Percent Passes**



\* Data from the High School Certification System. The results from supplementary courses are not reflected in these results. All students obtaining a score of 48 or 49 on the final mark, were adjusted to 50 and are reflected in the Final Mark column.





## High School Course Results 2002-03

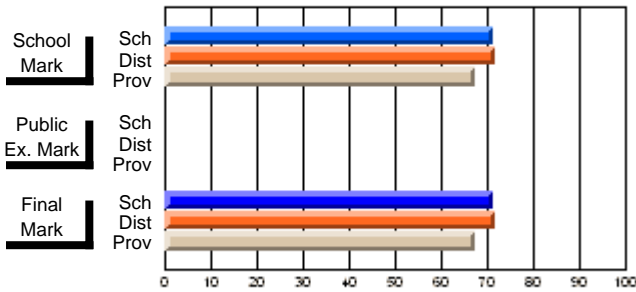
District 9 - Avalon West

#249 - Ascension Collegiate, Bay Roberts

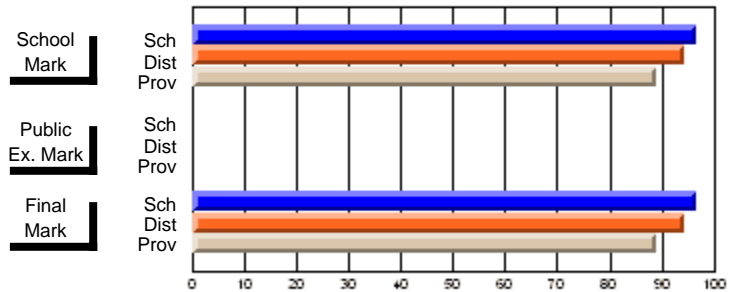
Grades: 10-12

Course: WRITING 2203						
# students in course: 198						
	<b>School Mark</b>	School vs District	School vs Province	<b>Public Exam Mark</b>	School vs District	School vs Province
<b>Average Score</b>	<b>71.1</b>					
School	71.1					
District	71.6	q	P			
Province	67.4					
<b>Percent of Passes</b>	<b>96.5</b>					
School	96.5					
District	94.4	P	P			
Province	89.0					

**Average Scores**



**Percent Passes**



\* Data from the High School Certification System. The results from supplementary courses are not reflected in these results. All students obtaining a score of 48 or 49 on the final mark, were adjusted to 50 and are reflected in the Final Mark column.



## High School Course Results 2002-03

District 9 - Avalon West

#249 - Ascension Collegiate, Bay Roberts

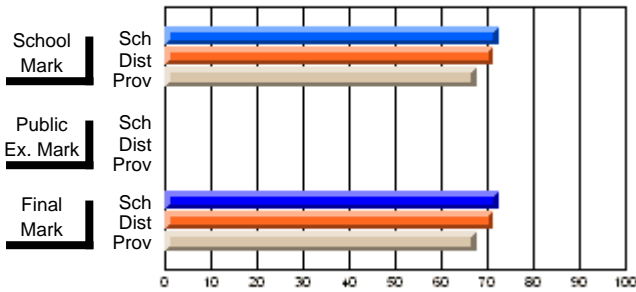
Grades: 10-12

Course: LANGUAGE 3101			
# students in course: 195			
	<b>School Mark</b>	School vs District	School vs Province
<b>Average Score</b>	<b>72.4</b>		
School	72.4		
District	71.3	P	P
Province	67.6		
<b>Percent of Passes</b>			
School	<b>99.5</b>		
District	97.0	P	P
Province	92.9		

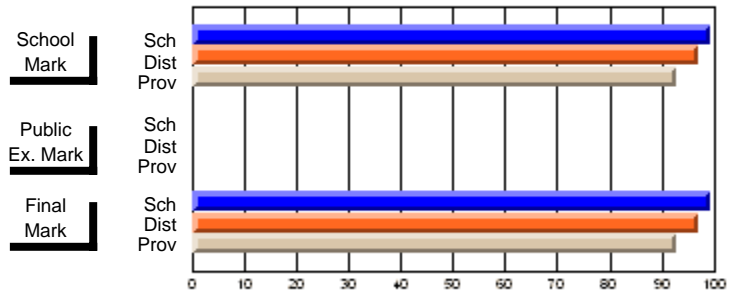
  

	<b>Public Exam Mark</b>	School vs District	School vs Province
<b>Final Mark</b>	<b>72.4</b>		
School	72.4		
District	71.3	P	P
Province	67.5		

**Average Scores**



**Percent Passes**



\* Data from the High School Certification System. The results from supplementary courses are not reflected in these results. All students obtaining a score of 48 or 49 on the final mark, were adjusted to 50 and are reflected in the Final Mark column.





## High School Course Results 2002-03

District 9 - Avalon West

#249 - Ascension Collegiate, Bay Roberts

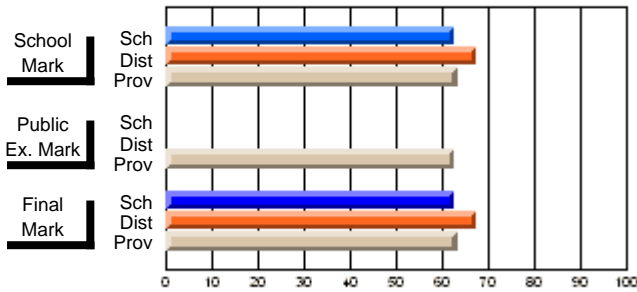
Grades: 10-12

Course: BUSINESS ENGLISH 3102			
# students in course: 69			
	School Mark	School vs District	School vs Province
<b>Average Score</b>	<b>62.6</b>		
School	62.6		
District	67.5	q	q
Province	63.2		
<b>Percent of Passes</b>	<b>92.8</b>		
School	92.8		
District	94.8	q	p
Province	90.1		

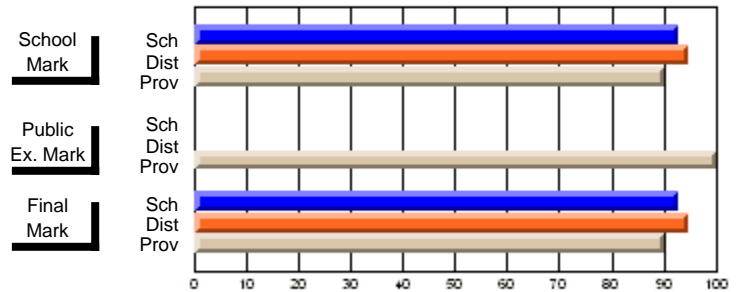
  

	Public Exam Mark	School vs District	School vs Province
<b>Public Exam Mark</b>	<b>62.5</b>		
School	62.5		
District	67.5	q	q
Province	63.2		
<b>Percent of Passes</b>	<b>100.0</b>		
School	100.0		
District	94.8	q	p
Province	90.1		

**Average Scores**



**Percent Passes**



\* Data from the High School Certification System. The results from supplementary courses are not reflected in these results. All students obtaining a score of 48 or 49 on the final mark, were adjusted to 50 and are reflected in the Final Mark column.



**High School Course Results  
2002-03**

District 9 - Avalon West

#249 - Ascension Collegiate, Bay Roberts

Grades: 10-12

Course: BUSINESS ENGLISH (M) 3162				School data has 5 or fewer students. Data withheld for reasons of confidentiality.					
# students in course: 1	<b>School Mark</b>	School vs District	School vs Province	<b>Public Exam Mark</b>	School vs District	School vs Province	<b>Final Mark</b>	School vs District	School vs Province
<b>Average Score</b>									
School									
District	55.0	P	P				55.0	P	P
Province	62.6						62.6		
<b>Percent of Passes</b>									
School									
District	100.0	P	P				100.0	P	P
Province	92.1						92.1		

\* Data from the High School Certification System. The results from supplementary courses are not reflected in these results. All students obtaining a score of 48 or 49 on the final mark, were adjusted to 50 and are reflected in the Final Mark column.



## High School Course Results 2002-03

District 9 - Avalon West

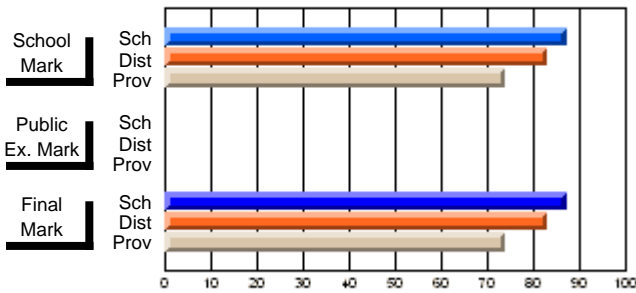
#249 - Ascension Collegiate, Bay Roberts

Grades: 10-12

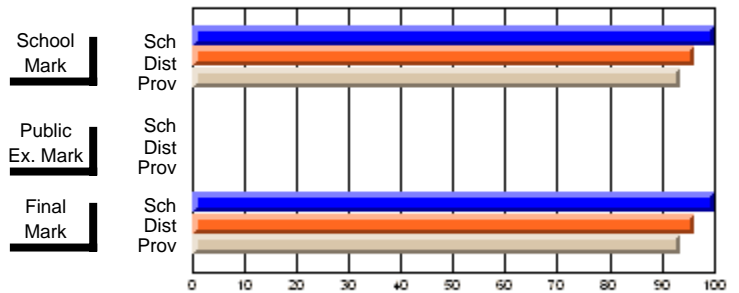
### Subject: English Literature

Course: THEATRE ARTS 2200								
# students in course: 23								
	<b>School Mark</b>	School vs District	School vs Province		<b>Public Exam Mark</b>	School vs District	School vs Province	
<b>Average Score</b>	<b>87.1</b>							
School	82.8	P	P		<b>87.1</b>			
District	73.9				82.8	P	P	
Province					73.9			
<b>Percent of Passes</b>	<b>100.0</b>							
School	96.3	P	P		<b>100.0</b>			
District	93.5				96.3	P	P	
Province					93.6			

**Average Scores**



**Percent Passes**



\* Data from the High School Certification System. The results from supplementary courses are not reflected in these results. All students obtaining a score of 48 or 49 on the final mark, were adjusted to 50 and are reflected in the Final Mark column.



## High School Course Results 2002-03

District 9 - Avalon West

#249 - Ascension Collegiate, Bay Roberts

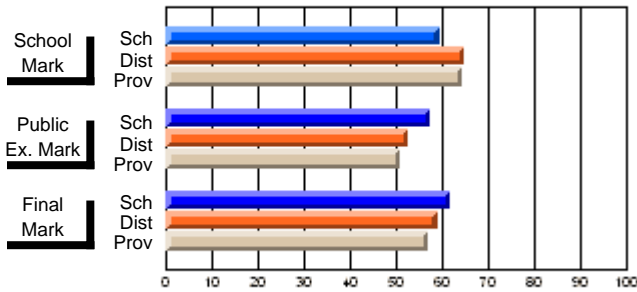
Grades: 10-12

Course: THEMATIC LITERATURE 3201

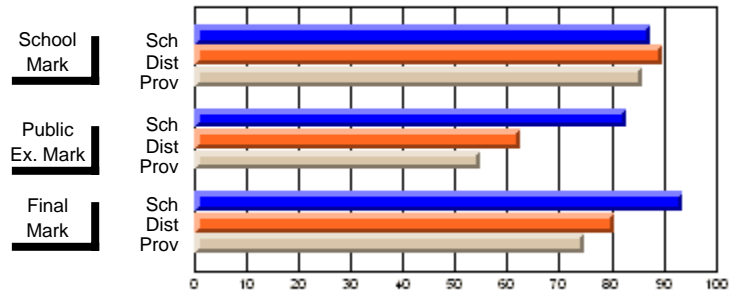
# students in course: 64

	<b>School Mark</b>	School vs District	School vs Province	<b>Public Exam Mark</b>	School vs District	School vs Province	<b>Final Mark</b>	School vs District	School vs Province
<b>Average Score</b>	<b>59.3</b>			<b>57.2</b>			<b>61.6</b>		
School	64.9	q	q	52.7	p	p	58.9	p	p
District	64.4			50.9			57.1		
Province									
<b>Percent of Passes</b>	<b>87.5</b>			<b>82.8</b>			<b>93.8</b>		
School	89.7	q	p	62.5	p	p	80.4	p	p
District	85.9			54.8			74.8		
Province									

**Average Scores**



**Percent Passes**



\* Data from the High School Certification System. The results from supplementary courses are not reflected in these results. All students obtaining a score of 48 or 49 on the final mark, were adjusted to 50 and are reflected in the Final Mark column.



## High School Course Results 2002-03

District 9 - Avalon West

#249 - Ascension Collegiate, Bay Roberts

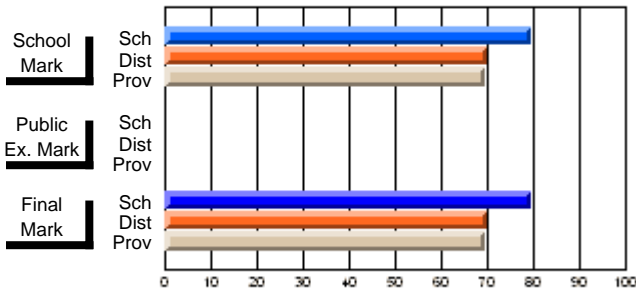
Grades: 10-12

Course: LITERARY HERITAGE 3202			
# students in course: 20			
	<b>School Mark</b>	School vs District	School vs Province
<b>Average Score</b>	<b>79.6</b>		
School	79.6		
District	69.8	P	P
Province	69.7		
<b>Percent of Passes</b>	<b>100.0</b>		
School	100.0		
District	94.9	P	P
Province	92.6		

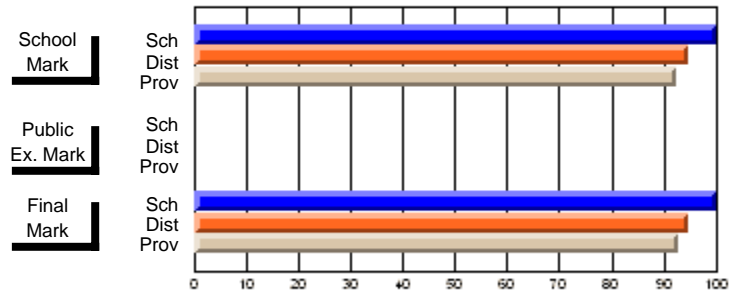
  

	<b>Public Exam Mark</b>	School vs District	School vs Province
<b>Final Mark</b>	<b>79.6</b>		
School	79.6		
District	69.8	P	P
Province	69.6		
<b>Final Mark</b>	<b>100.0</b>		
School	100.0		
District	94.9	P	P
Province	92.7		

**Average Scores**



**Percent Passes**



\* Data from the High School Certification System. The results from supplementary courses are not reflected in these results. All students obtaining a score of 48 or 49 on the final mark, were adjusted to 50 and are reflected in the Final Mark column.



## High School Course Results 2002-03

District 9 - Avalon West

#249 - Ascension Collegiate, Bay Roberts

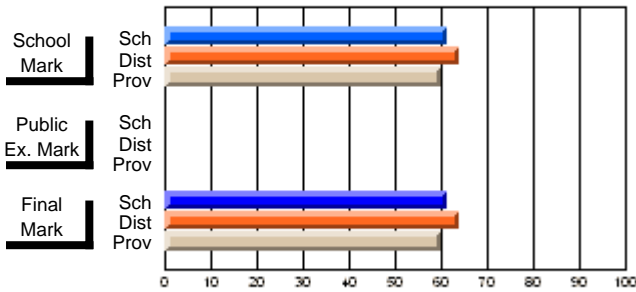
Grades: 10-12

Course: FOLK LITERATURE 3203			
# students in course: 122			
	<b>School Mark</b>	School vs District	School vs Province
<b>Average Score</b>	<b>61.2</b>		
School	61.2		
District	64.0	q	P
Province	59.9		
<b>Percent of Passes</b>	<b>91.8</b>		
School	91.8		
District	90.3	P	P
Province	84.7		

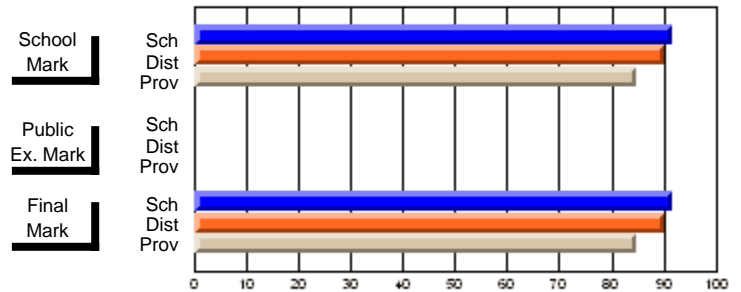
  

	<b>Public Exam Mark</b>	School vs District	School vs Province
<b>Final Mark</b>	<b>61.2</b>		
School	61.2		
District	64.0	q	P
Province	59.9		
<b>Percent of Passes</b>	<b>91.8</b>		
School	91.8		
District	90.3	P	P
Province	84.8		

**Average Scores**



**Percent Passes**



\* Data from the High School Certification System. The results from supplementary courses are not reflected in these results. All students obtaining a score of 48 or 49 on the final mark, were adjusted to 50 and are reflected in the Final Mark column.



## High School Course Results 2002-03

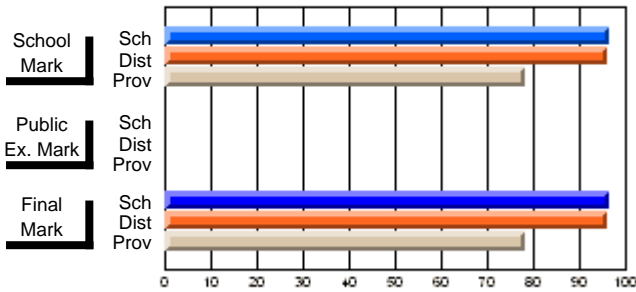
District 9 - Avalon West

#249 - Ascension Collegiate, Bay Roberts

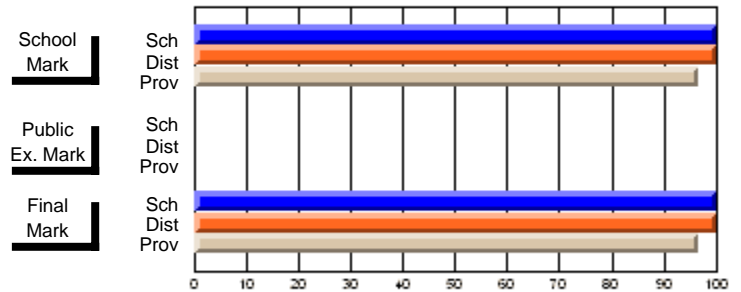
Grades: 10-12

Course: THEATRE ARTS 3220								
# students in course: 16								
	<b>School Mark</b>	School vs District	School vs Province		<b>Public Exam Mark</b>	School vs District	School vs Province	
<b>Average Score</b>	<b>96.4</b>							
School	96.4							
District	96.1	P	P					
Province	78.2							
<b>Percent of Passes</b>	<b>100.0</b>							
School	100.0							
District	100.0	P	P					
Province	96.6							

**Average Scores**



**Percent Passes**



\* Data from the High School Certification System. The results from supplementary courses are not reflected in these results. All students obtaining a score of 48 or 49 on the final mark, were adjusted to 50 and are reflected in the Final Mark column.



**High School Course Results  
2002-03**

District 9 - Avalon West

#249 - Ascension Collegiate, Bay Roberts

Grades: 10-12

Course: FOLK LITERATURE (M) 3263				School data has 5 or fewer students. Data withheld for reasons of confidentiality.					
# students in course: 3									
	<b>School Mark</b>	School vs District	School vs Province	<b>Public Exam Mark</b>	School vs District	School vs Province	<b>Final Mark</b>	School vs District	School vs Province
<b>Average Score</b>									
School									
District	53.7	P	P				53.7	P	P
Province	53.3						53.3		
<b>Percent of Passes</b>									
School									
District	100.0	P	P				100.0	P	P
Province	81.4						81.4		

\* Data from the High School Certification System. The results from supplementary courses are not reflected in these results. All students obtaining a score of 48 or 49 on the final mark, were adjusted to 50 and are reflected in the Final Mark column.





**High School Course Results  
2002-03**

District 9 - Avalon West

#249 - Ascension Collegiate, Bay Roberts

Grades: 10-12

Course: LITERATURE/COMPOSITION AP 4222				School data has 5 or fewer students. Data withheld for reasons of confidentiality.					
# students in course: 2	<b>School Mark</b>	School vs District	School vs Province	<b>Public Exam Mark</b>	School vs District	School vs Province	<b>Final Mark</b>	School vs District	School vs Province
<b>Average Score</b>									
School									
District	82.8	P	P				82.8	P	P
Province	78.9						78.9		
<b>Percent of Passes</b>									
School									
District	100.0	P	P				100.0	P	P
Province	98.7						98.7		

\* Data from the High School Certification System. The results from supplementary courses are not reflected in these results. All students obtaining a score of 48 or 49 on the final mark, were adjusted to 50 and are reflected in the Final Mark column.



## High School Course Results 2002-03

District 9 - Avalon West

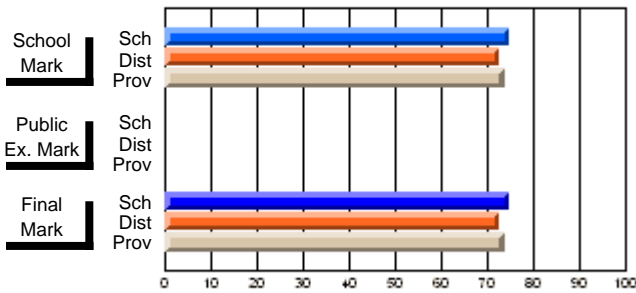
#249 - Ascension Collegiate, Bay Roberts

Grades: 10-12

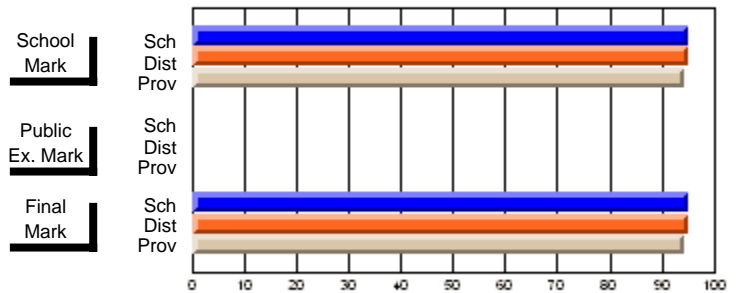
### Subject: Family Studies

Course: FOODS 1100									
# students in course: 122									
	<b>School Mark</b>	School vs District	School vs Province	<b>Public Exam Mark</b>	School vs District	School vs Province	<b>Final Mark</b>	School vs District	School vs Province
<b><u>Average Score</u></b>	<b>74.7</b>						<b>74.7</b>		
School	72.4	p	p				72.4	p	p
District	73.7						73.6		
Province									
<b><u>Percent of Passes</u></b>	<b>95.1</b>						<b>95.1</b>		
School	95.2	q	p				95.2	q	p
District	94.3						94.3		
Province									

**Average Scores**



**Percent Passes**



\* Data from the High School Certification System. The results from supplementary courses are not reflected in these results. All students obtaining a score of 48 or 49 on the final mark, were adjusted to 50 and are reflected in the Final Mark column.



## High School Course Results 2002-03

District 9 - Avalon West

#249 - Ascension Collegiate, Bay Roberts

Grades: 10-12

Course: CLOTHING 1101			
# students in course: 94			
	<b>School Mark</b>	School vs District	School vs Province
<b>Average Score</b>	<b>81.1</b>		
School	81.1		
District	77.8	P	P
Province	74.3		
<b>Percent of Passes</b>	<b>96.8</b>		
School	96.8		
District	94.3	P	P
Province	92.0		

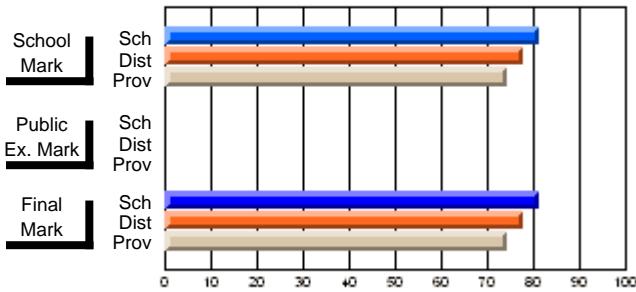
  

	<b>Public Exam Mark</b>	School vs District	School vs Province
<b>Final Mark</b>	<b>81.1</b>		
School	81.1		
District	77.8	P	P
Province	74.3		

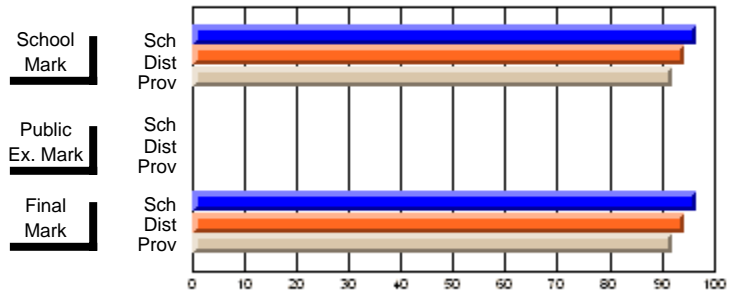
  

	<b>Final Mark</b>	School vs District	School vs Province
<b>Final Mark</b>	<b>96.8</b>		
School	96.8		
District	94.3	P	P
Province	91.9		

**Average Scores**



**Percent Passes**



\* Data from the High School Certification System. The results from supplementary courses are not reflected in these results. All students obtaining a score of 48 or 49 on the final mark, were adjusted to 50 and are reflected in the Final Mark column.



## High School Course Results 2002-03

District 9 - Avalon West

#249 - Ascension Collegiate, Bay Roberts

Grades: 10-12

Course: FAMILY LIVING 2200			
# students in course: 195			
	<b>School Mark</b>	School vs District	School vs Province
<b>Average Score</b>	<b>70.4</b>		
School	70.4		
District	71.1	q	p
Province	68.5		
<b>Percent of Passes</b>			
School	<b>87.2</b>		
District	92.5	q	q
Province	89.4		

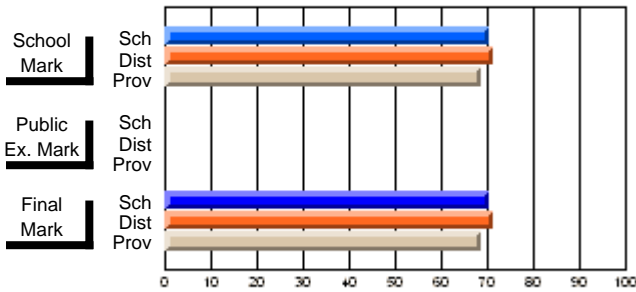
  

	<b>Public Exam Mark</b>	School vs District	School vs Province
<b>Final Mark</b>	<b>70.4</b>		
School	70.4		
District	71.1	q	p
Province	68.5		

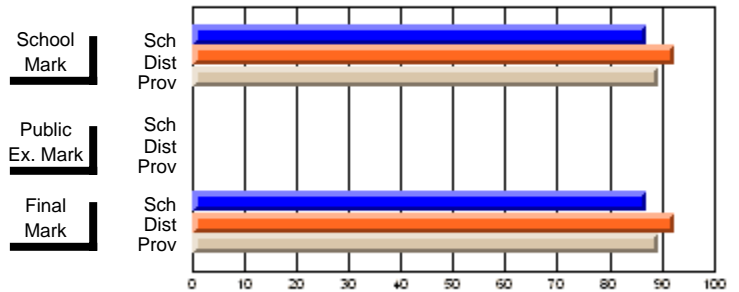
  

	<b>Final Mark</b>	School vs District	School vs Province
<b>Final Mark</b>	<b>87.2</b>		
School	87.2		
District	92.5	q	q
Province	89.5		

**Average Scores**



**Percent Passes**



\* Data from the High School Certification System. The results from supplementary courses are not reflected in these results. All students obtaining a score of 48 or 49 on the final mark, were adjusted to 50 and are reflected in the Final Mark column.



## High School Course Results 2002-03

District 9 - Avalon West

#249 - Ascension Collegiate, Bay Roberts

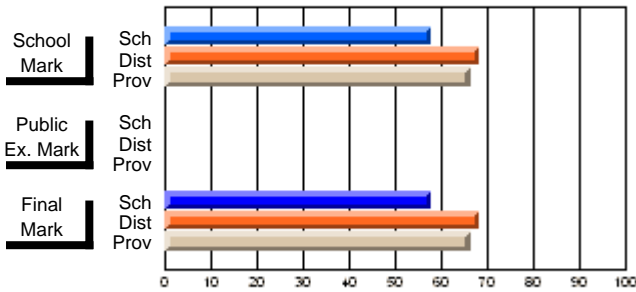
Grades: 10-12

Course: NUTRITION 3100			
# students in course: 25			
	<b>School Mark</b>	School vs District	School vs Province
<b>Average Score</b>	<b>57.8</b>		
School	68.1	q	q
District	66.3		
Province			
<b>Percent of Passes</b>	<b>80.0</b>		
School	89.8	q	q
District	85.6		
Province			

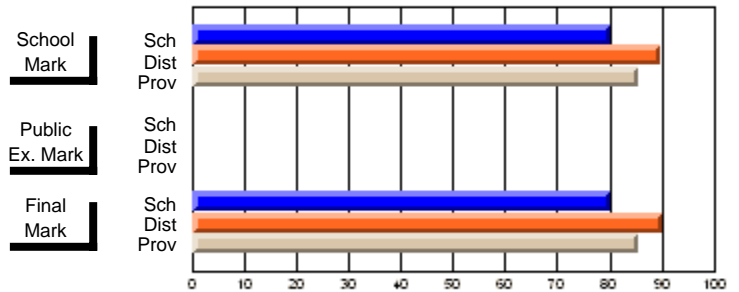
  

	<b>Public Exam Mark</b>	School vs District	School vs Province
<b>Final Mark</b>	<b>57.8</b>		
School	68.1	q	q
District	66.3		
Province			

**Average Scores**



**Percent Passes**



\* Data from the High School Certification System. The results from supplementary courses are not reflected in these results. All students obtaining a score of 48 or 49 on the final mark, were adjusted to 50 and are reflected in the Final Mark column.



**High School Course Results  
2002-03**

District 9 - Avalon West

#249 - Ascension Collegiate, Bay Roberts

Grades: 10-12

Course: NUTRITION 3160				School data has 5 or fewer students. Data withheld for reasons of confidentiality.			
# students in course: 1				<b>Public Exam Mark</b>		<b>Final Mark</b>	
	<b>School Mark</b>	School vs District	School vs Province	School vs District	School vs Province	School vs District	School vs Province
<b>Average Score</b>							
School							
District	40.5	q	q			40.5	q
Province	57.1					57.1	
<b>Percent of Passes</b>							
School							
District	50.0	q	q			50.0	q
Province	73.3					73.3	

\* Data from the High School Certification System. The results from supplementary courses are not reflected in these results. All students obtaining a score of 48 or 49 on the final mark, were adjusted to 50 and are reflected in the Final Mark column.



## High School Course Results 2002-03

District 9 - Avalon West

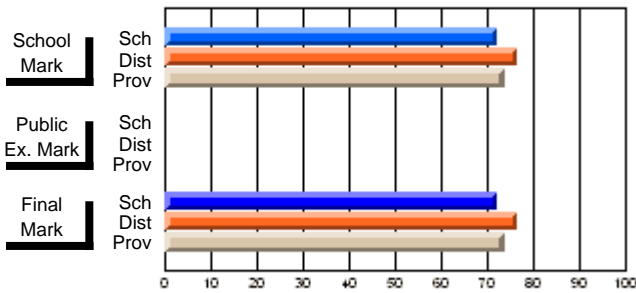
#249 - Ascension Collegiate, Bay Roberts

Grades: 10-12

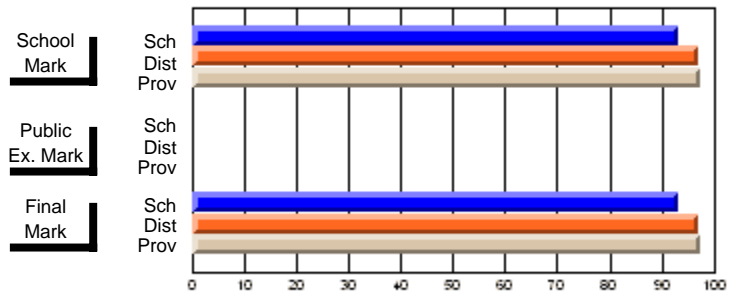
**Subject: French**

Course: FRANCAIS 1202								
# students in course: 29								
	<b>School Mark</b>	School vs District	School vs Province		<b>Public Exam Mark</b>	School vs District	School vs Province	
<b><u>Average Score</u></b>								
School	<b>72.0</b>							
District	76.3	q	q					
Province	73.7							
<b><u>Percent of Passes</u></b>								
School	<b>93.1</b>							
District	96.9	q	q					
Province	97.3							

**Average Scores**



**Percent Passes**



\* Data from the High School Certification System. The results from supplementary courses are not reflected in these results. All students obtaining a score of 48 or 49 on the final mark, were adjusted to 50 and are reflected in the Final Mark column.

Modification Time: 3:57:46PM

Modification Date: 2/27/2006

Source: Evaluation & Research



## High School Course Results 2002-03

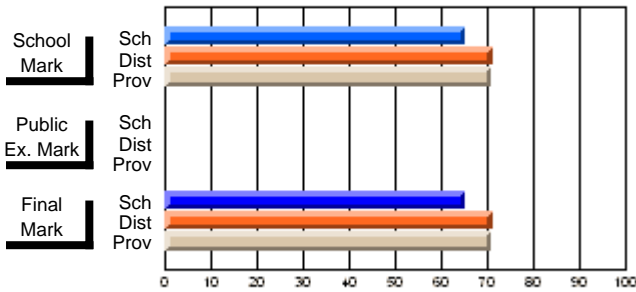
District 9 - Avalon West

#249 - Ascension Collegiate, Bay Roberts

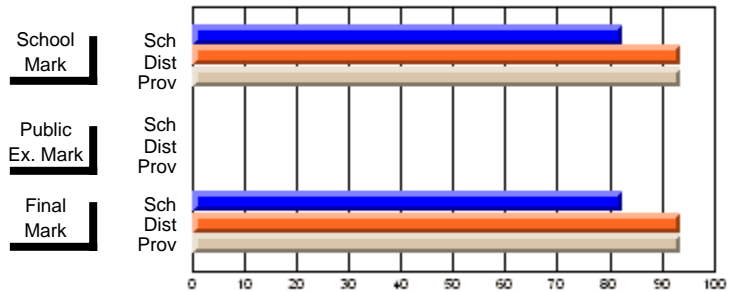
Grades: 10-12

Course: FRENCH 2200			
# students in course: 125			
	<b>School Mark</b>	School vs District	School vs Province
<b>Average Score</b>	<b>65.0</b>		
School	65.0		
District	71.0	q	q
Province	70.9		
<b>Percent of Passes</b>	<b>82.4</b>		
School	82.4		
District	93.5	q	q
Province	93.8		

**Average Scores**



**Percent Passes**



\* Data from the High School Certification System. The results from supplementary courses are not reflected in these results. All students obtaining a score of 48 or 49 on the final mark, were adjusted to 50 and are reflected in the Final Mark column.





## High School Course Results 2002-03

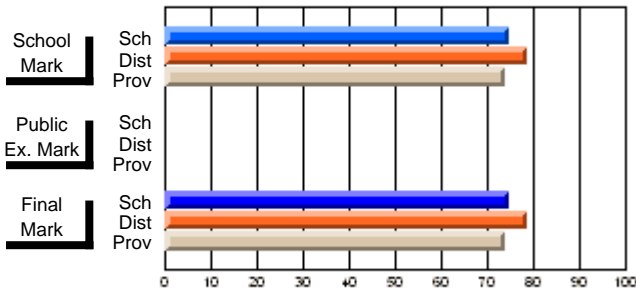
District 9 - Avalon West

#249 - Ascension Collegiate, Bay Roberts

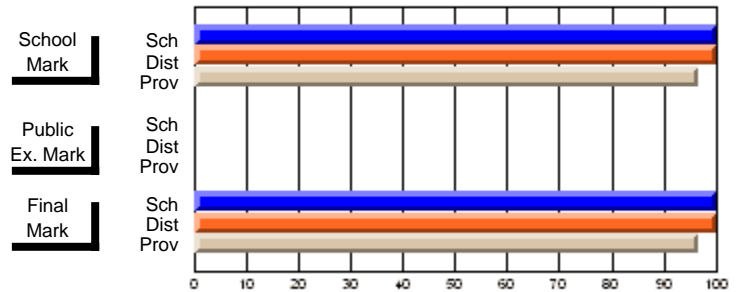
Grades: 10-12

Course: FRANCAIS (I) 2202										
# students in course: 25										
	<b>School Mark</b>		School vs District	School vs Province		<b>Public Exam Mark</b>		School vs District	School vs Province	
<b>Average Score</b>	<b>74.7</b>									
School	74.7									
District	78.7	q		P				q		P
Province	73.7									
<b>Percent of Passes</b>	<b>100.0</b>									
School	100.0									
District	100.0	P		P				P		P
Province	96.8									

**Average Scores**



**Percent Passes**



\* Data from the High School Certification System. The results from supplementary courses are not reflected in these results. All students obtaining a score of 48 or 49 on the final mark, were adjusted to 50 and are reflected in the Final Mark column.



## High School Course Results 2002-03

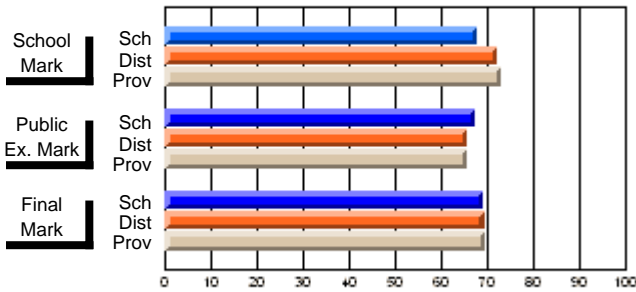
District 9 - Avalon West

#249 - Ascension Collegiate, Bay Roberts

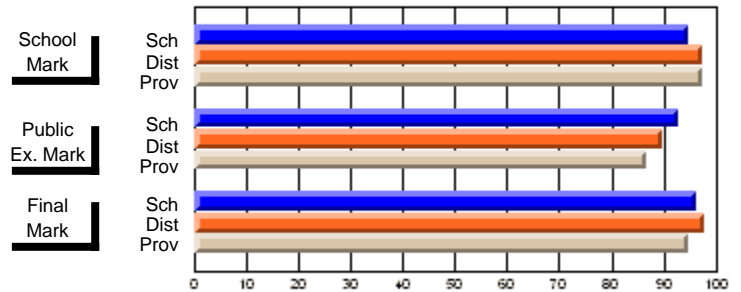
Grades: 10-12

Course: FRENCH 3200			
# students in course: 56			
	<b>School Mark</b>	School vs District	School vs Province
<b>Average Score</b>	<b>67.8</b>		
School	67.8		
District	72.2	q	q
Province	73.1		
<b>Percent of Passes</b>	<b>94.6</b>		
School	94.6		
District	97.4	q	q
Province	97.4		
	<b>Public Exam Mark</b>	School vs District	School vs Province
<b>Average Score</b>	<b>67.5</b>		
School	67.5		
District	65.6	p	p
Province	65.7		
<b>Percent of Passes</b>	<b>92.9</b>		
School	92.9		
District	89.8	p	p
Province	86.8		
	<b>Final Mark</b>	School vs District	School vs Province
<b>Average Score</b>	<b>69.0</b>		
School	69.0		
District	69.3	q	q
Province	69.4		
<b>Percent of Passes</b>	<b>96.4</b>		
School	96.4		
District	97.9	q	p
Province	94.9		

**Average Scores**



**Percent Passes**



\* Data from the High School Certification System. The results from supplementary courses are not reflected in these results. All students obtaining a score of 48 or 49 on the final mark, were adjusted to 50 and are reflected in the Final Mark column.



## High School Course Results 2002-03

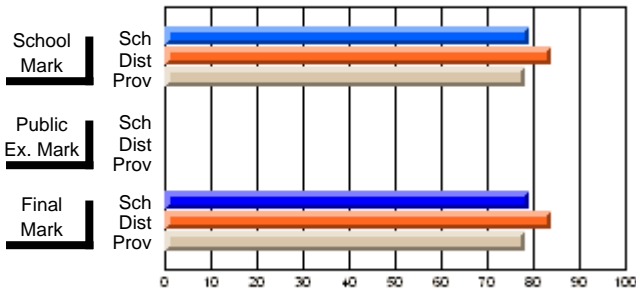
District 9 - Avalon West

#249 - Ascension Collegiate, Bay Roberts

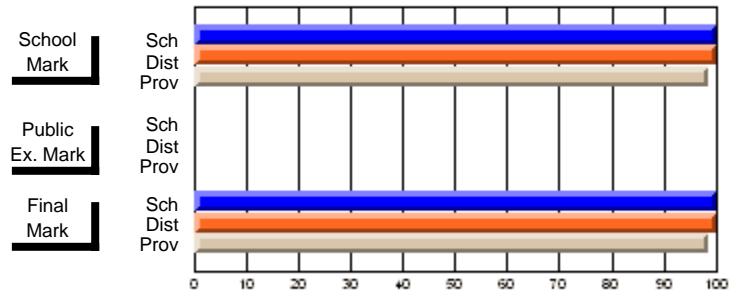
Grades: 10-12

Course: FRENCH 3201			
# students in course: 12			
	<b>School Mark</b>	School vs District	School vs Province
<b>Average Score</b>	<b>79.1</b>		
School	83.8	q	P
District	78.0		
Province			
<b>Percent of Passes</b>	<b>100.0</b>		
School	100.0	P	P
District	98.6		
Province			

**Average Scores**



**Percent Passes**



\* Data from the High School Certification System. The results from supplementary courses are not reflected in these results. All students obtaining a score of 48 or 49 on the final mark, were adjusted to 50 and are reflected in the Final Mark column.



## High School Course Results 2002-03

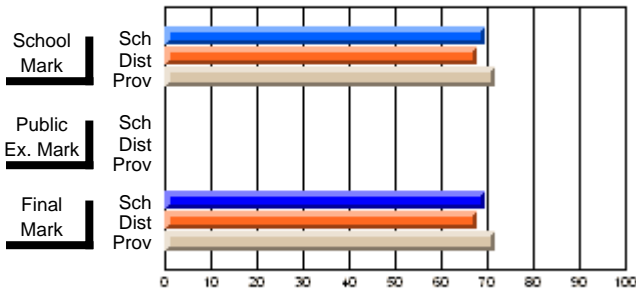
District 9 - Avalon West

#249 - Ascension Collegiate, Bay Roberts

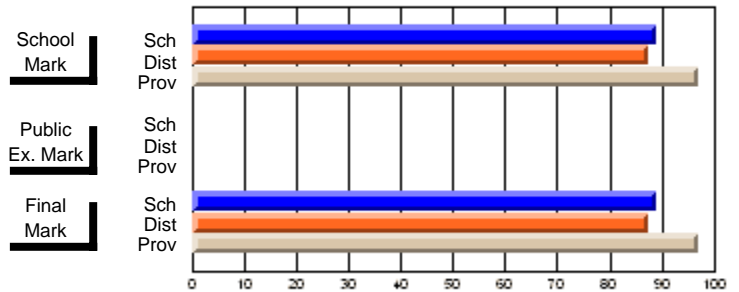
Grades: 10-12

Course: FRANCAIS (I) 3202			
# students in course: 36			
	<b>School Mark</b>	School vs District	School vs Province
<b>Average Score</b>			
School	<b>69.5</b>		
District	67.7	P	Q
Province	71.8		
<b>Percent of Passes</b>			
School	<b>88.9</b>		
District	87.5	P	Q
Province	96.9		

**Average Scores**



**Percent Passes**



\* Data from the High School Certification System. The results from supplementary courses are not reflected in these results. All students obtaining a score of 48 or 49 on the final mark, were adjusted to 50 and are reflected in the Final Mark column.



**High School Course Results  
2002-03**

District 9 - Avalon West

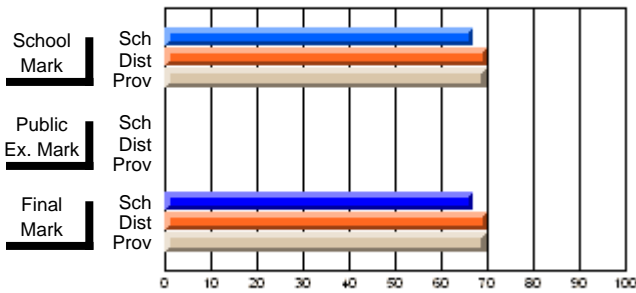
#249 - Ascension Collegiate, Bay Roberts

Grades: 10-12

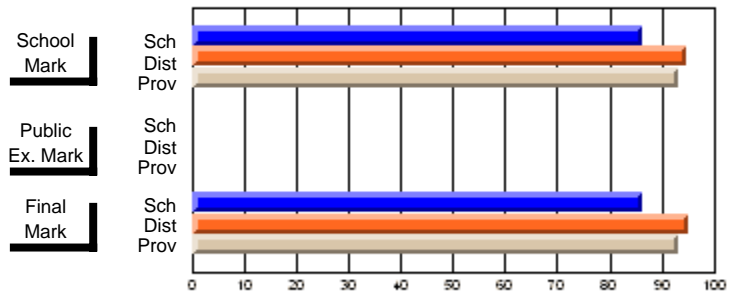
**Subject: Health**

Course: WORK PLACE SAFETY 3220									
# students in course: 58									
	<b>School Mark</b>	School vs District	School vs Province	<b>Public Exam Mark</b>	School vs District	School vs Province	<b>Final Mark</b>	School vs District	School vs Province
<b>Average Score</b>	<b>67.1</b>						<b>67.1</b>		
School	70.1	q	q				70.1	q	q
District	69.8						69.8		
Province									
<b>Percent of Passes</b>	<b>86.2</b>						<b>86.2</b>		
School	94.8	q	q				95.0	q	q
District	93.2						93.3		
Province									

**Average Scores**



**Percent Passes**



\* Data from the High School Certification System. The results from supplementary courses are not reflected in these results. All students obtaining a score of 48 or 49 on the final mark, were adjusted to 50 and are reflected in the Final Mark column.



# High School Course Results 2002-03

District 9 - Avalon West

#249 - Ascension Collegiate, Bay Roberts

Grades: 10-12

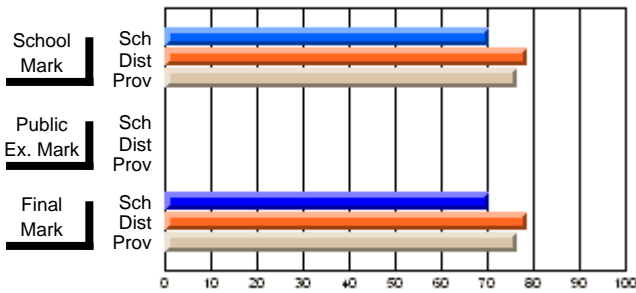
## Subject: Technology Education

Course: KEYBOARDING/WORD PROCESSING 1101

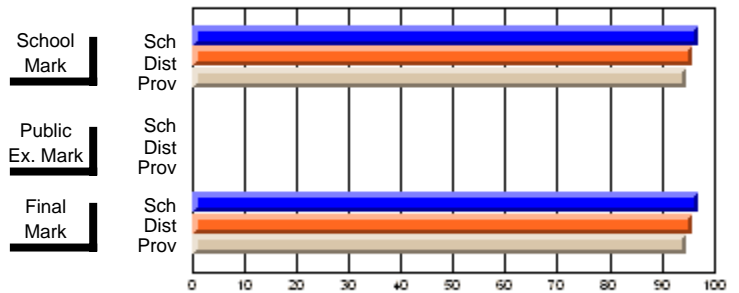
# students in course: 71

	<b>School Mark</b>	School vs District	School vs Province	<b>Public Exam Mark</b>	School vs District	School vs Province	<b>Final Mark</b>	School vs District	School vs Province
<b>Average Score</b>	<b>70.3</b>						<b>70.3</b>		
School	70.3						70.3		
District	78.6	q	q				78.6	q	q
Province	76.5						76.5		
<b>Percent of Passes</b>	<b>97.2</b>						<b>97.2</b>		
School	97.2						97.2		
District	95.9	p	p				95.9	p	p
Province	94.8						94.8		

**Average Scores**



**Percent Passes**



\* Data from the High School Certification System. The results from supplementary courses are not reflected in these results. All students obtaining a score of 48 or 49 on the final mark, were adjusted to 50 and are reflected in the Final Mark column.

Modification Time: 3:57:46PM

Modification Date: 2/27/2006

Source: Evaluation & Research



## High School Course Results 2002-03

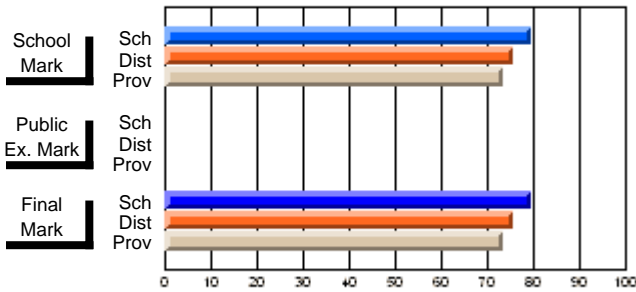
District 9 - Avalon West

#249 - Ascension Collegiate, Bay Roberts

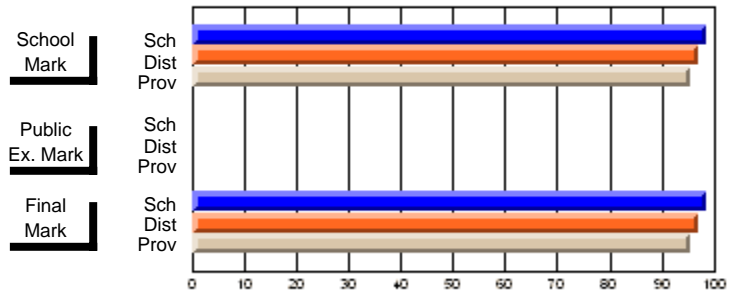
Grades: 10-12

Course: WOODWORKING 1107						
# students in course: 70						
	<b>School Mark</b>	School vs District	School vs Province	<b>Public Exam Mark</b>	School vs District	School vs Province
<b>Average Score</b>	<b>79.5</b>					
School	79.5					
District	75.8	P	P			
Province	73.5					
<b>Percent of Passes</b>						
School	<b>98.6</b>					
District	97.0	P	P			
Province	95.5					

**Average Scores**



**Percent Passes**



\* Data from the High School Certification System. The results from supplementary courses are not reflected in these results. All students obtaining a score of 48 or 49 on the final mark, were adjusted to 50 and are reflected in the Final Mark column.



## High School Course Results 2002-03

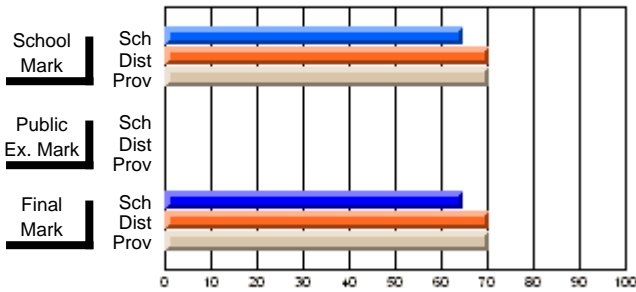
District 9 - Avalon West

#249 - Ascension Collegiate, Bay Roberts

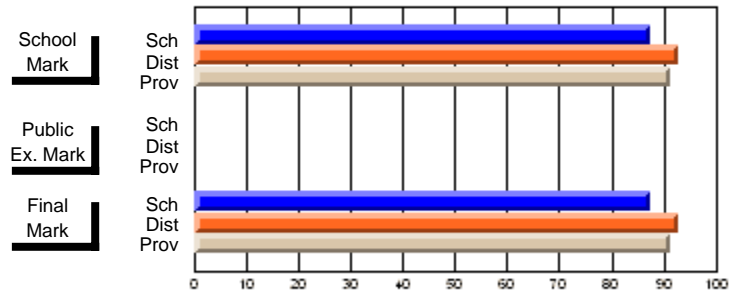
Grades: 10-12

Course: DESIGN TECHNOLOGY 1109									
# students in course: 32									
	<b>School Mark</b>	School vs District	School vs Province	<b>Public Exam Mark</b>	School vs District	School vs Province	<b>Final Mark</b>	School vs District	School vs Province
<b><u>Average Score</u></b>	<b>64.8</b>						<b>64.8</b>		
School	70.4	q	q				70.4	q	q
District	70.5						70.5		
Province									
<b><u>Percent of Passes</u></b>									
School	<b>87.5</b>						<b>87.5</b>		
District	93.0	q	q				93.0	q	q
Province	91.4						91.4		

**Average Scores**



**Percent Passes**



\* Data from the High School Certification System. The results from supplementary courses are not reflected in these results. All students obtaining a score of 48 or 49 on the final mark, were adjusted to 50 and are reflected in the Final Mark column.





## High School Course Results 2002-03

District 9 - Avalon West

#249 - Ascension Collegiate, Bay Roberts

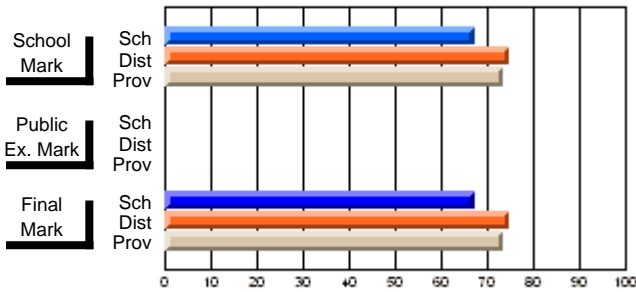
Grades: 10-12

Course: INTEGRATED SYSTEMS 1205			
# students in course: 20			
	<b>School Mark</b>	School vs District	School vs Province
<b>Average Score</b>	<b>67.2</b>		
School	67.2		
District	74.7	q	q
Province	73.5		
<b>Percent of Passes</b>	<b>95.0</b>		
School	95.0		
District	96.8	q	q
Province	95.4		

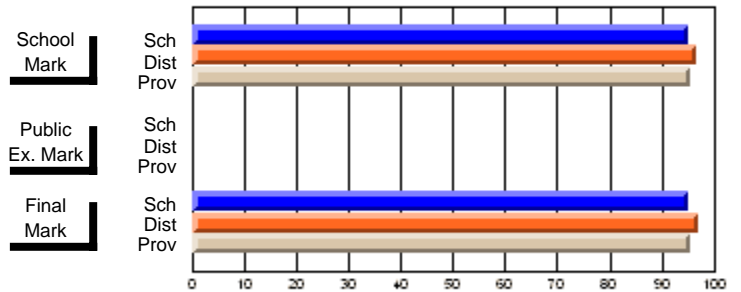
  

	<b>Public Exam Mark</b>	School vs District	School vs Province
<b>Final Mark</b>	<b>67.2</b>		
School	67.2		
District	74.7	q	q
Province	73.5		
<b>Final Mark</b>	<b>95.0</b>		
School	95.0		
District	96.9	q	q
Province	95.4		

**Average Scores**



**Percent Passes**



\* Data from the High School Certification System. The results from supplementary courses are not reflected in these results. All students obtaining a score of 48 or 49 on the final mark, were adjusted to 50 and are reflected in the Final Mark column.



## High School Course Results 2002-03

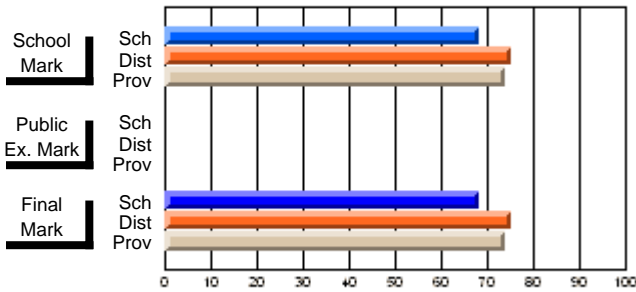
District 9 - Avalon West

#249 - Ascension Collegiate, Bay Roberts

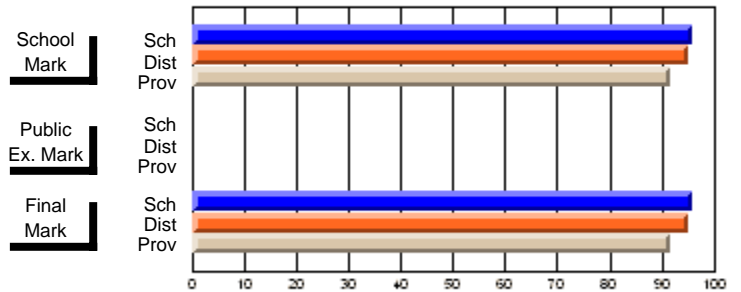
Grades: 10-12

Course: COMPUTER APPLICATIONS 2100			
# students in course: 49			
	<b>School Mark</b>	School vs District	School vs Province
<b>Average Score</b>	<b>68.3</b>		
School	68.3		
District	75.0	q	q
Province	74.0		
<b>Percent of Passes</b>			
School	<b>95.9</b>		
District	95.3	P	P
Province	91.8		

**Average Scores**



**Percent Passes**



\* Data from the High School Certification System. The results from supplementary courses are not reflected in these results. All students obtaining a score of 48 or 49 on the final mark, were adjusted to 50 and are reflected in the Final Mark column.



## High School Course Results 2002-03

District 9 - Avalon West

#249 - Ascension Collegiate, Bay Roberts

Grades: 10-12

Course: ADV WORDPROCESSING/DESK TOP 2101			
# students in course: 70			
	<b>School Mark</b>	School vs District	School vs Province
<b>Average Score</b>			
School	<b>72.3</b>		
District	75.2	q	q
Province	74.6		
<b>Percent of Passes</b>			
School	<b>97.1</b>		
District	96.5	P	P
Province	92.9		

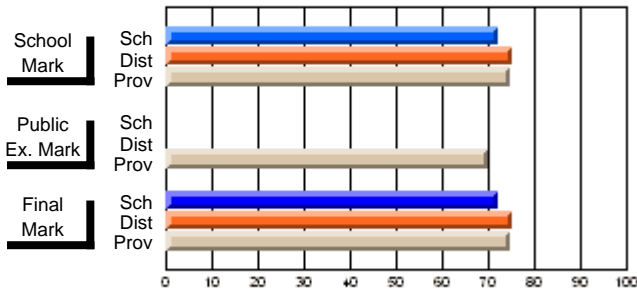
  

	<b>Public Exam Mark</b>	School vs District	School vs Province
	70.0		

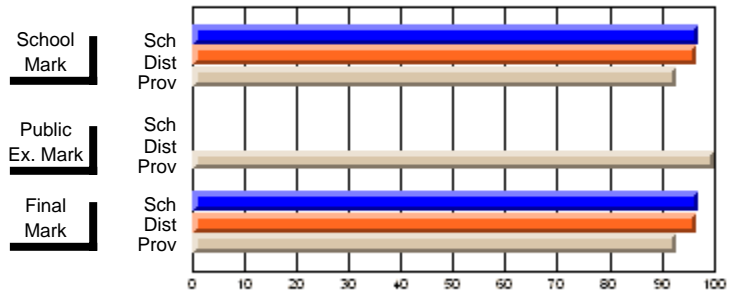
  

	<b>Final Mark</b>	School vs District	School vs Province
	<b>72.3</b>		
	75.2	q	q
	74.6		

**Average Scores**



**Percent Passes**



\* Data from the High School Certification System. The results from supplementary courses are not reflected in these results. All students obtaining a score of 48 or 49 on the final mark, were adjusted to 50 and are reflected in the Final Mark column.



## High School Course Results 2002-03

District 9 - Avalon West

#249 - Ascension Collegiate, Bay Roberts

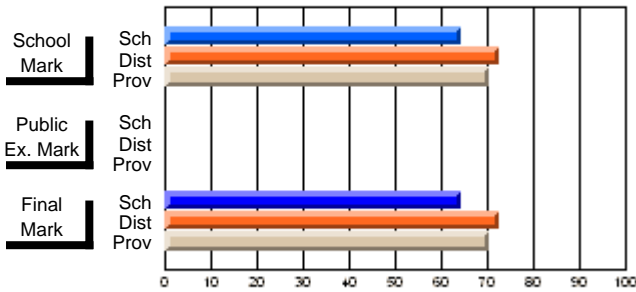
Grades: 10-12

Course: COMMUNICATIONS TECHNOLOGY 2104			
# students in course: 21			
	<b>School Mark</b>	School vs District	School vs Province
<b>Average Score</b>	<b>64.2</b>		
School	64.2		
District	72.6	q	q
Province	70.4		
<b>Percent of Passes</b>			
School	<b>90.5</b>		
District	95.0	q	q
Province	90.8		

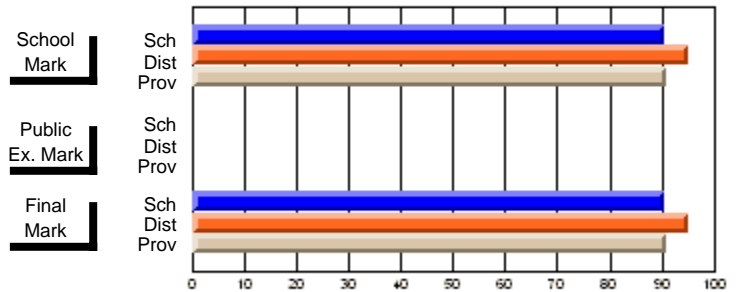
  

	<b>Public Exam Mark</b>	School vs District	School vs Province
<b>Final Mark</b>			
School	<b>64.2</b>		
District	72.6	q	q
Province	70.4		
<b>Final Mark</b>			
School	<b>90.5</b>		
District	95.0	q	q
Province	90.9		

**Average Scores**



**Percent Passes**



\* Data from the High School Certification System. The results from supplementary courses are not reflected in these results. All students obtaining a score of 48 or 49 on the final mark, were adjusted to 50 and are reflected in the Final Mark column.



## High School Course Results 2002-03

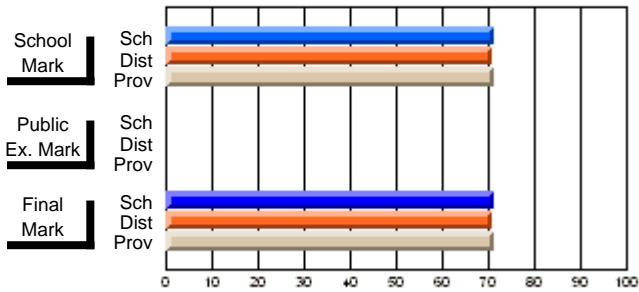
District 9 - Avalon West

#249 - Ascension Collegiate, Bay Roberts

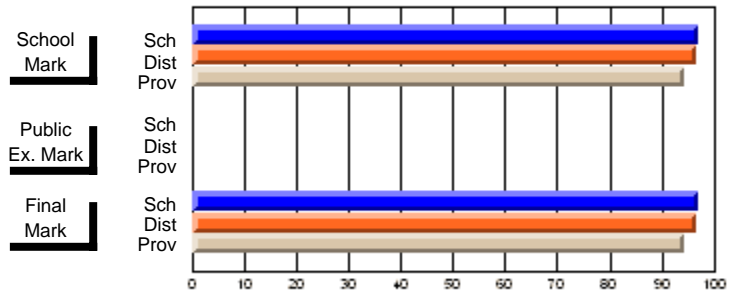
Grades: 10-12

Course: WOODWORKING 2107								
# students in course: 70								
	<b>School Mark</b>	School vs District	School vs Province		<b>Public Exam Mark</b>	School vs District	School vs Province	
<b>Average Score</b>	<b>71.4</b>							
School	70.9	P	P					
District	71.4							
Province								
<b>Percent of Passes</b>	<b>97.1</b>							
School	96.6	P	P					
District	94.5							
Province								

**Average Scores**



**Percent Passes**



\* Data from the High School Certification System. The results from supplementary courses are not reflected in these results. All students obtaining a score of 48 or 49 on the final mark, were adjusted to 50 and are reflected in the Final Mark column.



## High School Course Results 2002-03

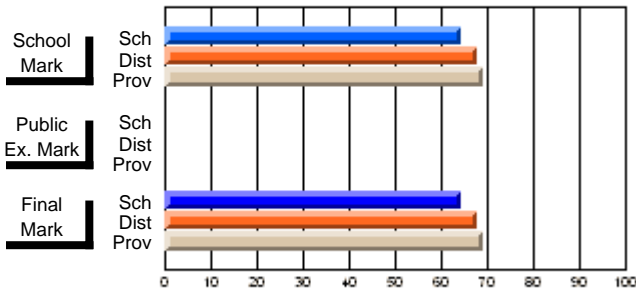
District 9 - Avalon West

#249 - Ascension Collegiate, Bay Roberts

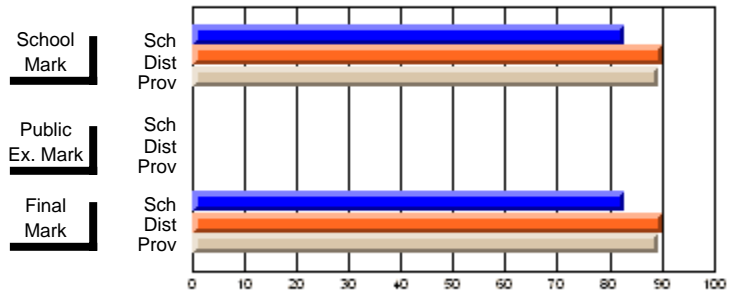
Grades: 10-12

Course: DESIGN TECHNOLOGY 2109			
# students in course: 29			
	<b>School Mark</b>	School vs District	School vs Province
<b>Average Score</b>	<b>64.5</b>		
School	64.5		
District	67.8	q	q
Province	69.1		
<b>Percent of Passes</b>	<b>82.8</b>		
School	82.8		
District	90.0	q	q
Province	89.3		
	<b>Public Exam Mark</b>	School vs District	School vs Province
	<b>Final Mark</b>	School vs District	School vs Province
	<b>64.5</b>		
	64.5	q	q
	67.8	q	q
	69.1		
	<b>82.8</b>		
	82.8		
	90.0	q	q
	89.3		

**Average Scores**



**Percent Passes**



\* Data from the High School Certification System. The results from supplementary courses are not reflected in these results. All students obtaining a score of 48 or 49 on the final mark, were adjusted to 50 and are reflected in the Final Mark column.



## High School Course Results 2002-03

District 9 - Avalon West

#249 - Ascension Collegiate, Bay Roberts

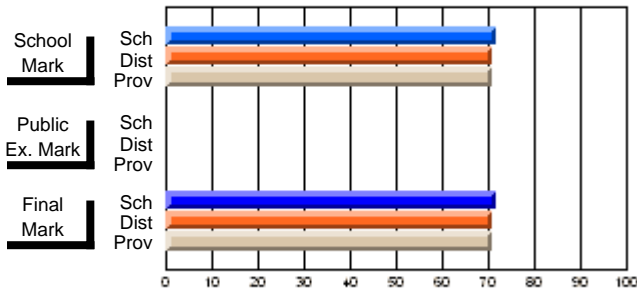
Grades: 10-12

Course: COMMUNICATIONS TECHNOLOGY 3104			
# students in course: 17			
	<b>School Mark</b>	School vs District	School vs Province
<b>Average Score</b>	<b>71.8</b>		
School	70.9	P	P
District	71.0		
Province			
<b>Percent of Passes</b>			
School	<b>94.1</b>		
District	92.5	P	P
Province	90.9		

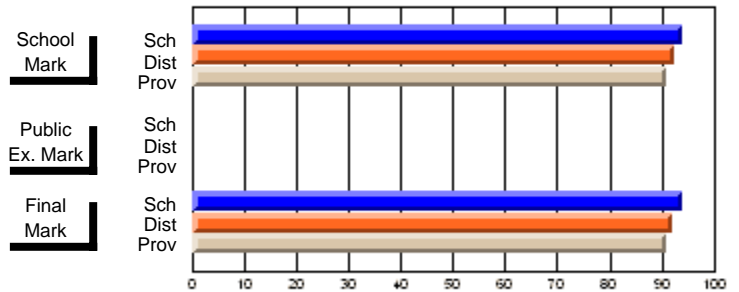
  

	<b>Public Exam Mark</b>	School vs District	School vs Province
<b>Final Mark</b>	<b>71.8</b>		
School	70.8	P	P
District	70.9		
Province			

**Average Scores**



**Percent Passes**



\* Data from the High School Certification System. The results from supplementary courses are not reflected in these results. All students obtaining a score of 48 or 49 on the final mark, were adjusted to 50 and are reflected in the Final Mark column.



## High School Course Results 2002-03

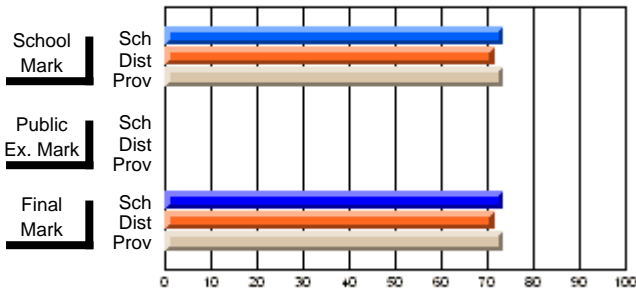
District 9 - Avalon West

#249 - Ascension Collegiate, Bay Roberts

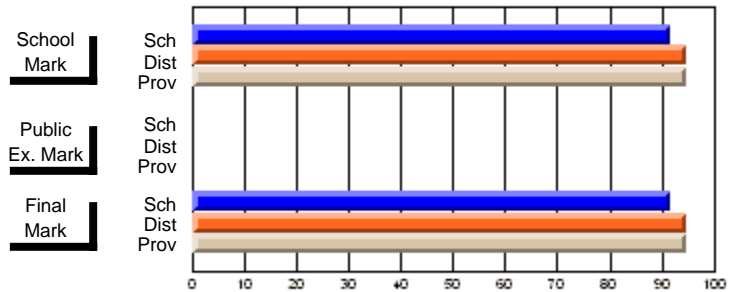
Grades: 10-12

<b>Course: HOME MAINTENANCE 3108</b>							
# students in course: 61							
	<b>School Mark</b>	School vs District	School vs Province	<b>Public Exam Mark</b>	School vs District	School vs Province	
<b>Average Score</b>	<b>73.3</b>						
School	71.5	p	q		71.5	p	q
District	73.4				73.4		
Province							
<b>Percent of Passes</b>	<b>91.8</b>				<b>91.8</b>		
School	94.6	q	q		94.6	q	q
District	94.7				94.6		
Province							

**Average Scores**



**Percent Passes**



\* Data from the High School Certification System. The results from supplementary courses are not reflected in these results. All students obtaining a score of 48 or 49 on the final mark, were adjusted to 50 and are reflected in the Final Mark column.





## High School Course Results 2002-03

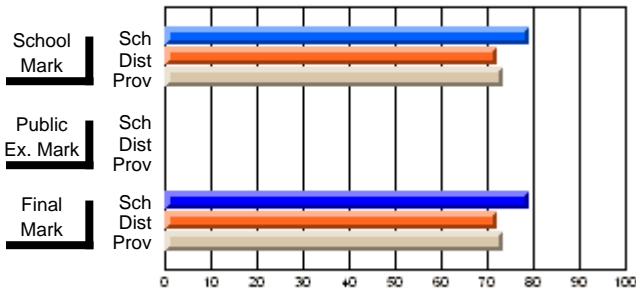
District 9 - Avalon West

#249 - Ascension Collegiate, Bay Roberts

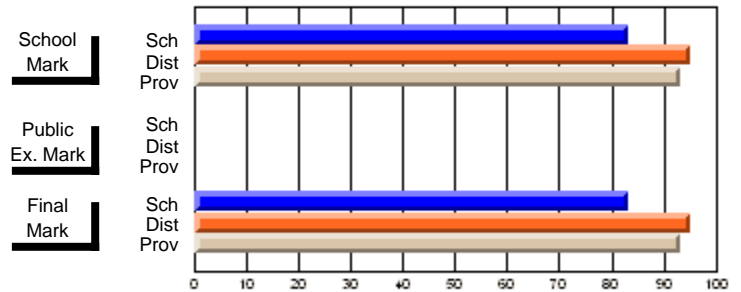
Grades: 10-12

Course: COMPUTER TECHNOLOGY 3200			
# students in course: 6			
	<b>School Mark</b>	School vs District	School vs Province
<b>Average Score</b>	<b>79.0</b>		
School	79.0		
District	72.1	P	P
Province	73.5		
<b>Percent of Passes</b>	<b>83.3</b>		
School	83.3		
District	95.0	Q	Q
Province	93.3		

**Average Scores**



**Percent Passes**



\* Data from the High School Certification System. The results from supplementary courses are not reflected in these results. All students obtaining a score of 48 or 49 on the final mark, were adjusted to 50 and are reflected in the Final Mark column.



## High School Course Results 2002-03

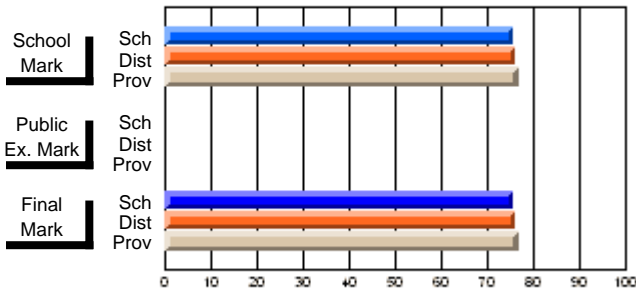
District 9 - Avalon West

#249 - Ascension Collegiate, Bay Roberts

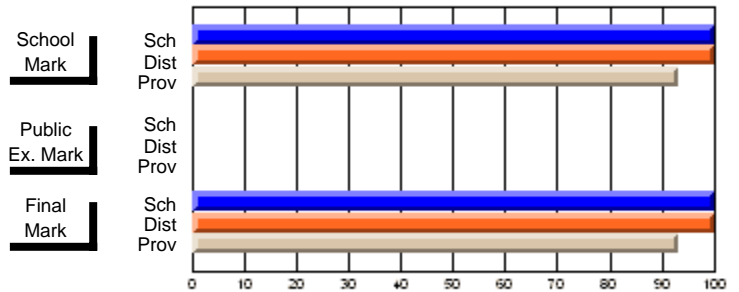
Grades: 10-12

Course: CISCO NETWORK SYSTEMS 3222			
# students in course: 13			
	School Mark	School vs District	School vs Province
<b>Average Score</b>	<b>75.5</b>		
School	75.5		
District	76.2	q	q
Province	76.7		
<b>Percent of Passes</b>	<b>100.0</b>		
School	100.0		
District	100.0	P	P
Province	93.2		

**Average Scores**



**Percent Passes**



\* Data from the High School Certification System. The results from supplementary courses are not reflected in these results. All students obtaining a score of 48 or 49 on the final mark, were adjusted to 50 and are reflected in the Final Mark column.



## High School Course Results 2002-03

District 9 - Avalon West

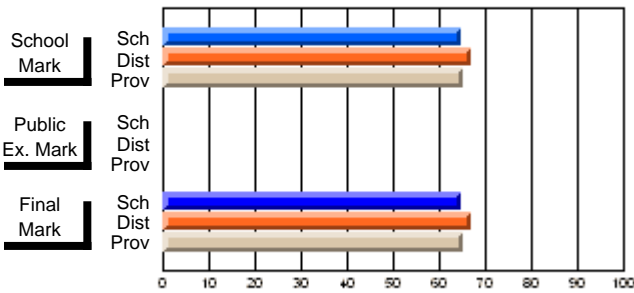
#249 - Ascension Collegiate, Bay Roberts

Grades: 10-12

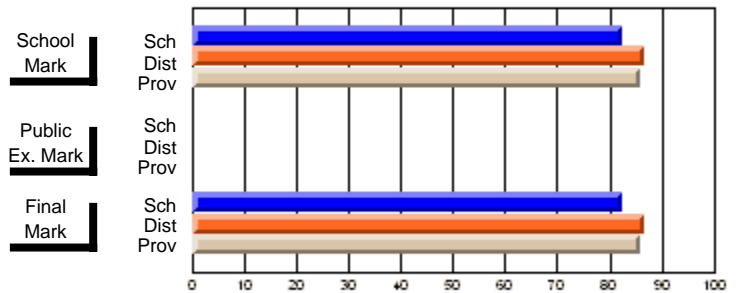
**Subject: Mathematics**

Course: MATHEMATICS 1204								
# students in course: 218								
	<b>School Mark</b>	School vs District	School vs Province		<b>Public Exam Mark</b>	School vs District	School vs Province	
<b><u>Average Score</u></b>	<b>64.6</b>							
School	64.6							
District	66.9	q	q					
Province	65.0							
<b><u>Percent of Passes</u></b>	<b>82.6</b>							
School	82.6							
District	86.8	q	q					
Province	85.8							

**Average Scores**



**Percent Passes**



\* Data from the High School Certification System. The results from supplementary courses are not reflected in these results. All students obtaining a score of 48 or 49 on the final mark, were adjusted to 50 and are reflected in the Final Mark column.



## High School Course Results 2002-03

District 9 - Avalon West

#249 - Ascension Collegiate, Bay Roberts

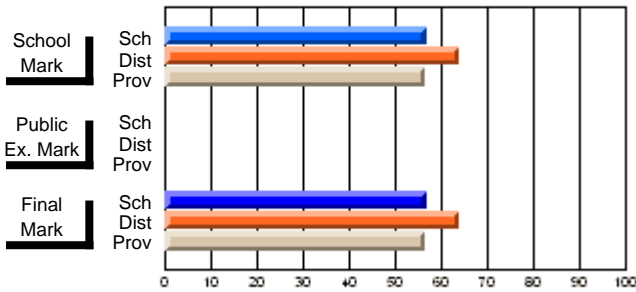
Grades: 10-12

Course: MATHEMATICS 1206			
# students in course: 47			
	<b>School Mark</b>	School vs District	School vs Province
<b>Average Score</b>	<b>56.7</b>		
School	63.8	q	p
District	56.4		
Province			
<b>Percent of Passes</b>			
School	<b>80.9</b>		
District	88.5	q	p
Province	78.1		

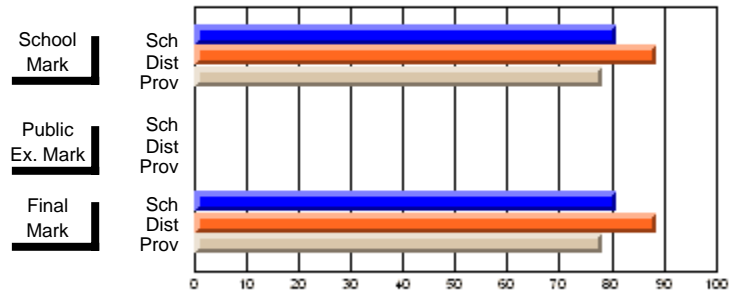
  

	<b>Public Exam Mark</b>	School vs District	School vs Province
<b>Final Mark</b>	<b>56.7</b>		
School	63.8	q	p
District	56.4		
Province			
<b>Final Mark</b>	<b>80.9</b>		
School	88.6	q	p
District	78.3		
Province			

**Average Scores**



**Percent Passes**



\* Data from the High School Certification System. The results from supplementary courses are not reflected in these results. All students obtaining a score of 48 or 49 on the final mark, were adjusted to 50 and are reflected in the Final Mark column.



## High School Course Results 2002-03

District 9 - Avalon West

#249 - Ascension Collegiate, Bay Roberts

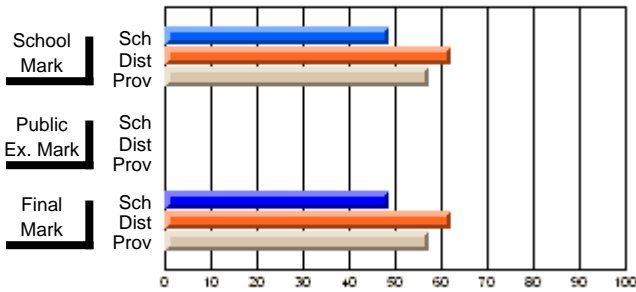
Grades: 10-12

Course: MATHEMATICS (M) 1266			
# students in course: 8			
	<b>School Mark</b>	School vs District	School vs Province
<b>Average Score</b>	<b>48.6</b>		
School	48.6		
District	62.1	q	q
Province	57.2		
<b>Percent of Passes</b>	<b>75.0</b>		
School	75.0		
District	92.9	q	q
Province	84.5		

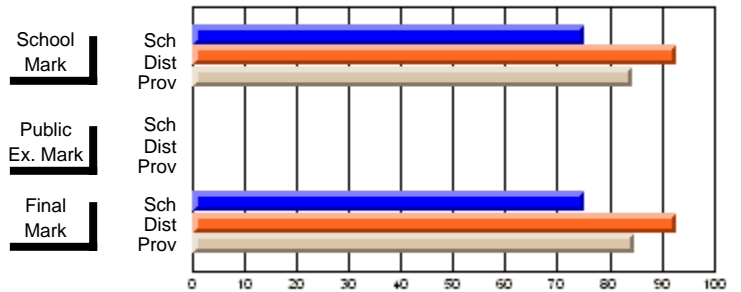
  

	<b>Public Exam Mark</b>	School vs District	School vs Province
<b>Final Mark</b>	<b>48.6</b>		
School	48.6		
District	62.1	q	q
Province	57.2		
<b>Percent of Passes</b>	<b>75.0</b>		
School	75.0		
District	92.9	q	q
Province	84.8		

**Average Scores**



**Percent Passes**



\* Data from the High School Certification System. The results from supplementary courses are not reflected in these results. All students obtaining a score of 48 or 49 on the final mark, were adjusted to 50 and are reflected in the Final Mark column.



## High School Course Results 2002-03

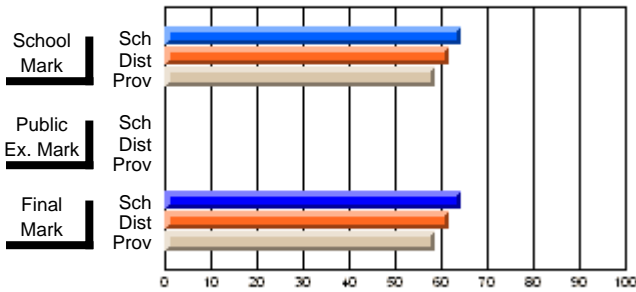
District 9 - Avalon West

#249 - Ascension Collegiate, Bay Roberts

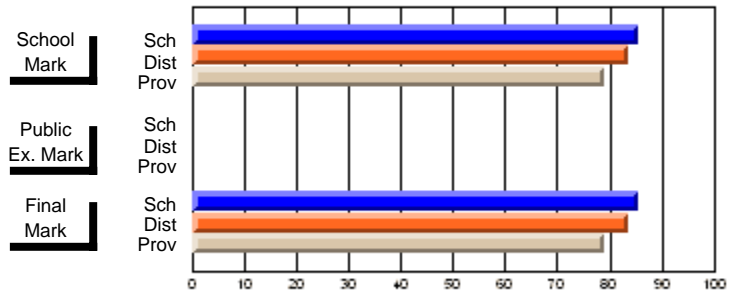
Grades: 10-12

Course: MATHEMATICS 2204			
# students in course: 133			
	<b>School Mark</b>	School vs District	School vs Province
<b>Average Score</b>	<b>64.3</b>		
School	61.8	P	P
District	58.6		
Province			
<b>Percent of Passes</b>	<b>85.7</b>		
School	83.8	P	P
District	79.1		
Province			

**Average Scores**



**Percent Passes**



\* Data from the High School Certification System. The results from supplementary courses are not reflected in these results. All students obtaining a score of 48 or 49 on the final mark, were adjusted to 50 and are reflected in the Final Mark column.



## High School Course Results 2002-03

District 9 - Avalon West

#249 - Ascension Collegiate, Bay Roberts

Grades: 10-12

Course: MATHEMATICS 2205			
# students in course: 44			
	<b>School Mark</b>	School vs District	School vs Province
<b>Average Score</b>	<b>82.2</b>		
School	82.2		
District	75.0	P	P
Province	75.2		
<b>Percent of Passes</b>			
School	<b>100.0</b>		
District	97.8	P	P
Province	97.6		

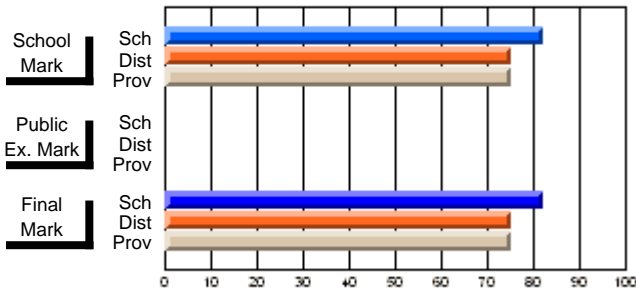
  

	<b>Public Exam Mark</b>	School vs District	School vs Province
<b>Final Mark</b>	<b>82.2</b>		
School	82.2		
District	75.0	P	P
Province	75.2		

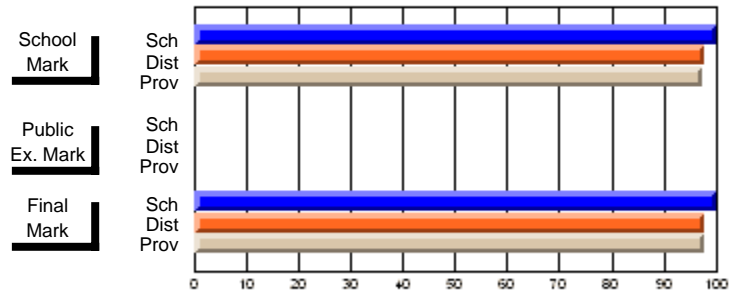
  

	<b>Final Mark</b>	School vs District	School vs Province
<b>Final Mark</b>	<b>97.7</b>		
School	97.7		
District	97.8	P	P
Province	97.7		

**Average Scores**



**Percent Passes**



\* Data from the High School Certification System. The results from supplementary courses are not reflected in these results. All students obtaining a score of 48 or 49 on the final mark, were adjusted to 50 and are reflected in the Final Mark column.



## High School Course Results 2002-03

District 9 - Avalon West

#249 - Ascension Collegiate, Bay Roberts

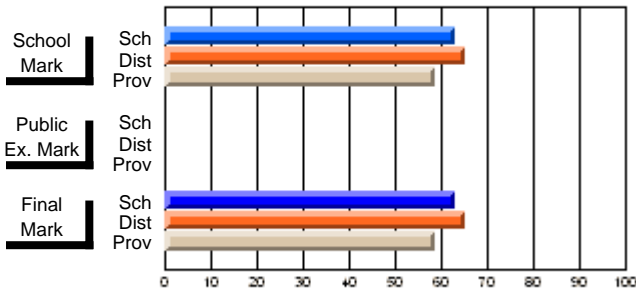
Grades: 10-12

Course: MATHEMATIC 2206			
# students in course: 63			
	<b>School Mark</b>	School vs District	School vs Province
<b>Average Score</b>	<b>62.8</b>		
School	62.8		
District	65.0	q	p
Province	58.6		
<b>Percent of Passes</b>	<b>85.7</b>		
School	85.7		
District	91.2	q	p
Province	82.2		

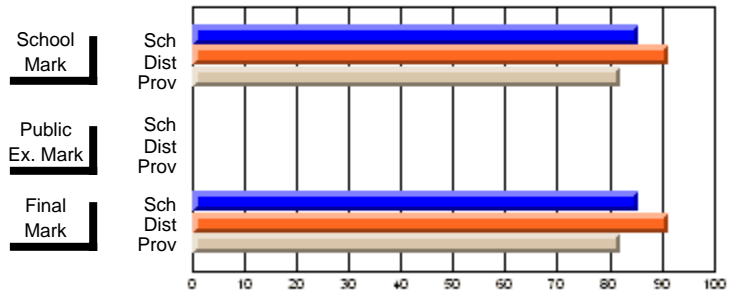
  

	<b>Public Exam Mark</b>	School vs District	School vs Province
<b>Final Mark</b>	<b>62.8</b>		
School	62.8		
District	65.1	q	p
Province	58.6		

**Average Scores**



**Percent Passes**



\* Data from the High School Certification System. The results from supplementary courses are not reflected in these results. All students obtaining a score of 48 or 49 on the final mark, were adjusted to 50 and are reflected in the Final Mark column.





**High School Course Results  
2002-03**

District 9 - Avalon West

#249 - Ascension Collegiate, Bay Roberts

Grades: 10-12

Course: MATHEMATICS(M) 2266				School data has 5 or fewer students. Data withheld for reasons of confidentiality.					
# students in course: 5									
	<b>School Mark</b>	School vs District	School vs Province	<b>Public Exam Mark</b>	School vs District	School vs Province	<b>Final Mark</b>	School vs District	School vs Province
<b>Average Score</b>									
School									
District	59.3	P	P				59.3	P	P
Province	58.4						58.4		
<b>Percent of Passes</b>									
School									
District	92.3	Q	Q				92.3	Q	Q
Province	88.4						88.4		

\* Data from the High School Certification System. The results from supplementary courses are not reflected in these results. All students obtaining a score of 48 or 49 on the final mark, were adjusted to 50 and are reflected in the Final Mark column.



## High School Course Results 2002-03

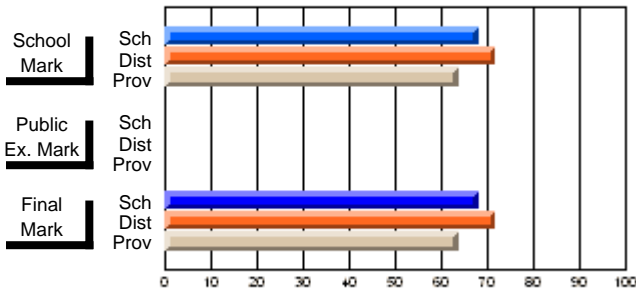
District 9 - Avalon West

#249 - Ascension Collegiate, Bay Roberts

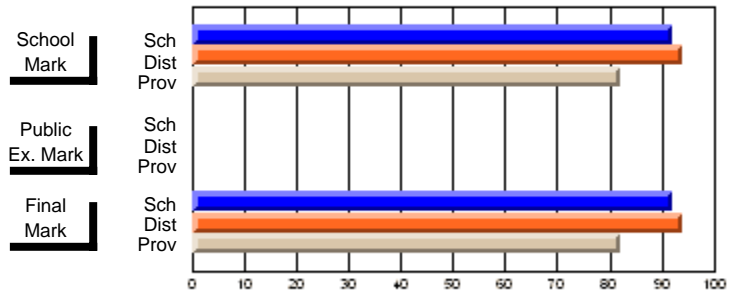
Grades: 10-12

Course: MATHEMATICS 3103			
# students in course: 37			
	<b>School Mark</b>	School vs District	School vs Province
<b>Average Score</b>	<b>68.0</b>		
School	68.0		
District	71.8	q	p
Province	63.6		
<b>Percent of Passes</b>			
School	<b>91.9</b>		
District	93.9	q	p
Province	82.0		

**Average Scores**



**Percent Passes**



\* Data from the High School Certification System. The results from supplementary courses are not reflected in these results. All students obtaining a score of 48 or 49 on the final mark, were adjusted to 50 and are reflected in the Final Mark column.



## High School Course Results 2002-03

District 9 - Avalon West

#249 - Ascension Collegiate, Bay Roberts

Grades: 10-12

Course: MATHEMATICS 3204			
# students in course: 123			
	<b>School Mark</b>	School vs District	School vs Province
<b>Average Score</b>	<b>61.3</b>		
School	61.3		
District	64.5	q	q
Province	61.8		
<b>Percent of Passes</b>	<b>83.7</b>		
School	83.7		
District	86.4	q	p
Province	79.3		

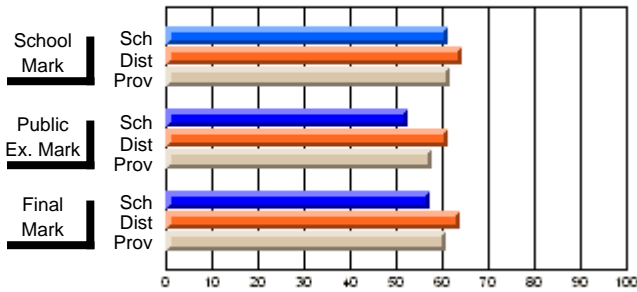
  

	<b>Public Exam Mark</b>	School vs District	School vs Province
<b>Public Exam Mark</b>	<b>52.8</b>		
School	52.8		
District	61.1	q	q
Province	57.9		

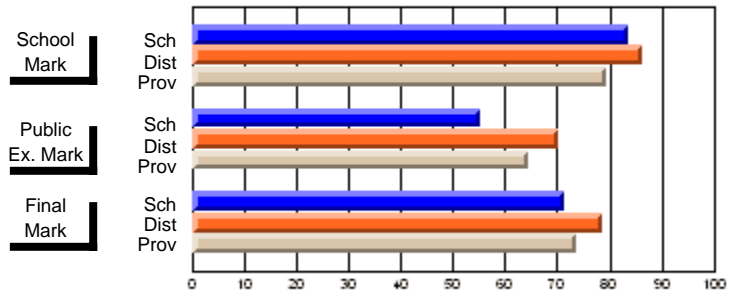
  

	<b>Final Mark</b>	School vs District	School vs Province
<b>Final Mark</b>	<b>57.3</b>		
School	57.3		
District	63.8	q	q
Province	60.7		

**Average Scores**



**Percent Passes**



\* Data from the High School Certification System. The results from supplementary courses are not reflected in these results. All students obtaining a score of 48 or 49 on the final mark, were adjusted to 50 and are reflected in the Final Mark column.



## High School Course Results 2002-03

District 9 - Avalon West

#249 - Ascension Collegiate, Bay Roberts

Grades: 10-12

Course: MATHEMATICS 3205			
# students in course: 43			
	<b>School Mark</b>	School vs District	School vs Province
<b>Average Score</b>			
School	<b>79.1</b>		
District	70.7	P	P
Province	74.0		
<b>Percent of Passes</b>			
School	<b>97.7</b>		
District	95.2	P	P
Province	96.6		

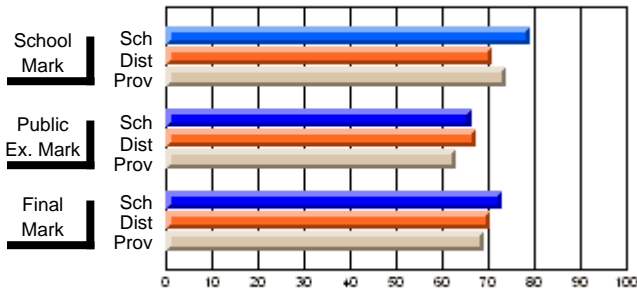
  

	<b>Public Exam Mark</b>	School vs District	School vs Province
<b>Public Exam Mark</b>			
School	<b>66.3</b>		
District	67.3	Q	P
Province	62.9		

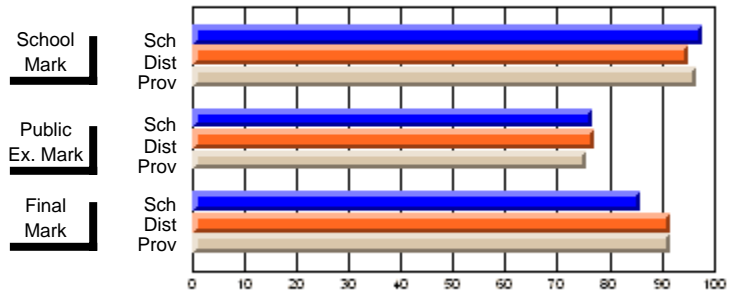
  

	<b>Final Mark</b>	School vs District	School vs Province
<b>Final Mark</b>			
School	<b>73.0</b>		
District	70.3	P	P
Province	69.2		

**Average Scores**



**Percent Passes**



\* Data from the High School Certification System. The results from supplementary courses are not reflected in these results. All students obtaining a score of 48 or 49 on the final mark, were adjusted to 50 and are reflected in the Final Mark column.



## High School Course Results 2002-03

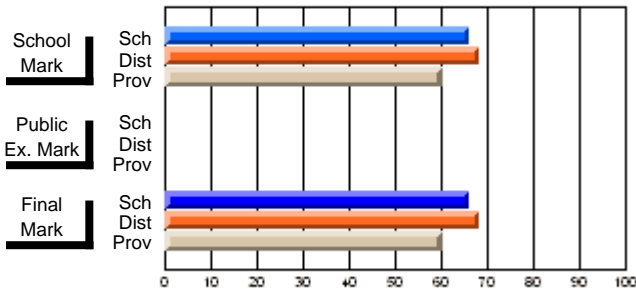
District 9 - Avalon West

#249 - Ascension Collegiate, Bay Roberts

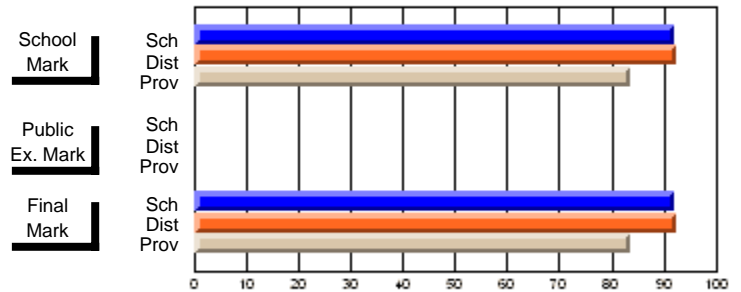
Grades: 10-12

Course: MATHEMATICS 3206			
# students in course: 64			
	School Mark	School vs District	School vs Province
<b>Average Score</b>	<b>65.9</b>		
School	65.9		
District	68.2	q	p
Province	60.2		
<b>Percent of Passes</b>			
School	<b>92.2</b>		
District	92.4	q	p
Province	83.8		

**Average Scores**



**Percent Passes**



\* Data from the High School Certification System. The results from supplementary courses are not reflected in these results. All students obtaining a score of 48 or 49 on the final mark, were adjusted to 50 and are reflected in the Final Mark column.



## High School Course Results 2002-03

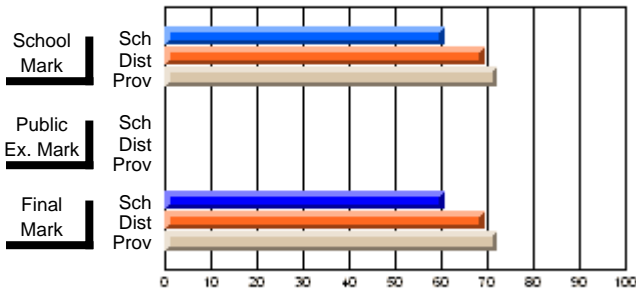
District 9 - Avalon West

#249 - Ascension Collegiate, Bay Roberts

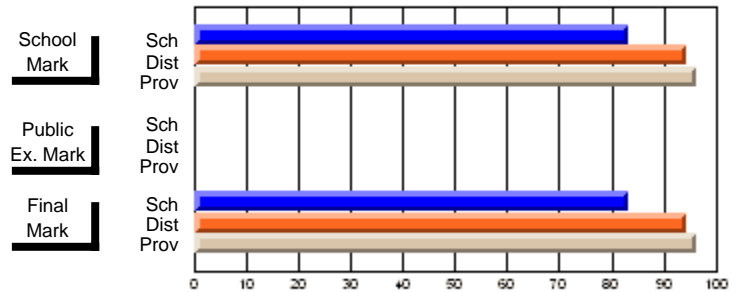
Grades: 10-12

Course: MATHEMATICS 3207			
# students in course: 36			
	<b>School Mark</b>	School vs District	School vs Province
<b>Average Score</b>	<b>60.6</b>		
School	60.6		
District	69.3	q	q
Province	72.0		
<b>Percent of Passes</b>	<b>83.3</b>		
School	83.3		
District	94.4	q	q
Province	96.2		

**Average Scores**



**Percent Passes**



\* Data from the High School Certification System. The results from supplementary courses are not reflected in these results. All students obtaining a score of 48 or 49 on the final mark, were adjusted to 50 and are reflected in the Final Mark column.



**High School Course Results  
2002-03**

District 9 - Avalon West

#249 - Ascension Collegiate, Bay Roberts

Grades: 10-12

Course: MATHEMATICS(M) 3266				School data has 5 or fewer students. Data withheld for reasons of confidentiality.			
# students in course: 1				<b>Public Exam Mark</b>		<b>Final Mark</b>	
	<b>School Mark</b>	School vs District	School vs Province	School vs District	School vs Province	School vs District	School vs Province
<b>Average Score</b>							
School							
District	57.5	q	q			57.5	q
Province	57.4					57.4	q
<b>Percent of Passes</b>							
School							
District	100.0	P	P			100.0	P
Province	86.9					86.9	P

\* Data from the High School Certification System. The results from supplementary courses are not reflected in these results. All students obtaining a score of 48 or 49 on the final mark, were adjusted to 50 and are reflected in the Final Mark column.



## High School Course Results 2002-03

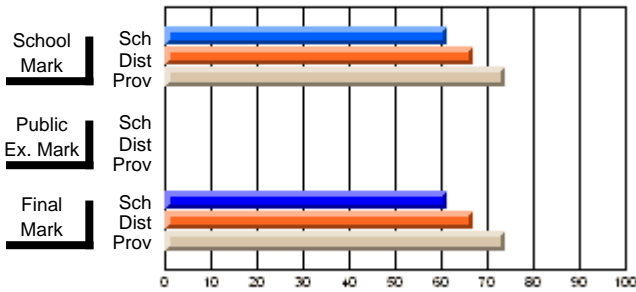
District 9 - Avalon West

#249 - Ascension Collegiate, Bay Roberts

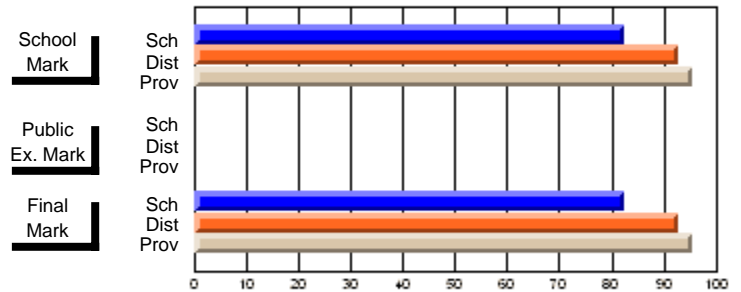
Grades: 10-12

Course: MATHEMATICS AP 4225			
# students in course: 23			
	<b>School Mark</b>	School vs District	School vs Province
<b>Average Score</b>	<b>61.1</b>		
School	61.1		
District	66.9	q	q
Province	73.9		
<b>Percent of Passes</b>	<b>82.6</b>		
School	82.6		
District	93.0	q	q
Province	95.6		

**Average Scores**



**Percent Passes**



\* Data from the High School Certification System. The results from supplementary courses are not reflected in these results. All students obtaining a score of 48 or 49 on the final mark, were adjusted to 50 and are reflected in the Final Mark column.





## High School Course Results 2002-03

District 9 - Avalon West

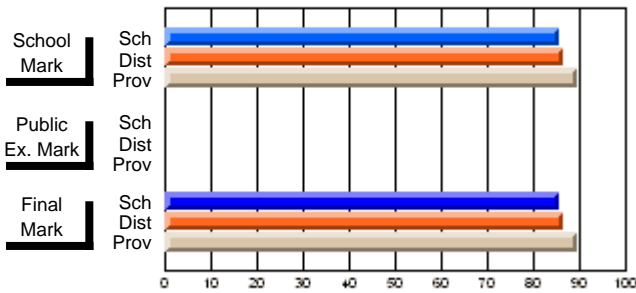
#249 - Ascension Collegiate, Bay Roberts

Grades: 10-12

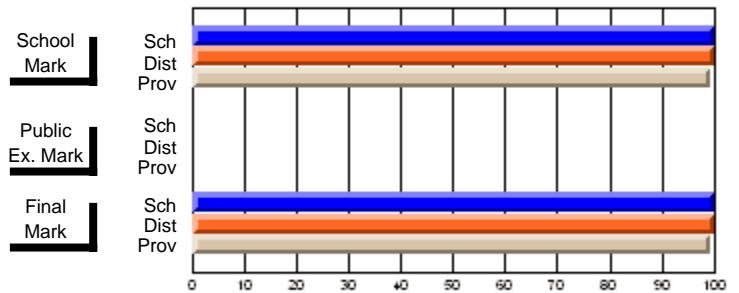
**Subject: Music**

Course: ENSEMBLE PERFORMANCE 2105									
# students in course: 9									
	<b>School Mark</b>	School vs District	School vs Province	<b>Public Exam Mark</b>	School vs District	School vs Province	<b>Final Mark</b>	School vs District	School vs Province
<b><u>Average Score</u></b>	<b>85.6</b>						<b>85.6</b>		
School	86.4	q	q				86.4	q	q
District	89.6						89.6		
Province									
<b><u>Percent of Passes</u></b>	<b>100.0</b>						<b>100.0</b>		
School	100.0	p	p				100.0	p	p
District	99.3						99.3		
Province									

**Average Scores**



**Percent Passes**



\* Data from the High School Certification System. The results from supplementary courses are not reflected in these results. All students obtaining a score of 48 or 49 on the final mark, were adjusted to 50 and are reflected in the Final Mark column.



## High School Course Results 2002-03

District 9 - Avalon West

#249 - Ascension Collegiate, Bay Roberts

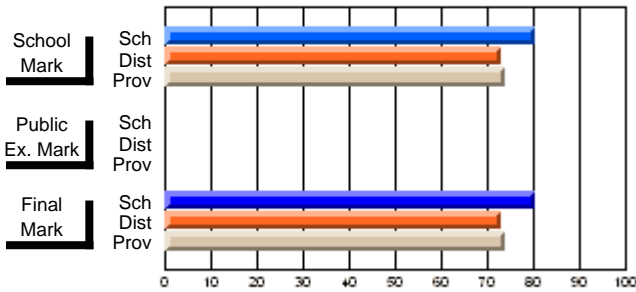
Grades: 10-12

Course: EXPERIENCING MUSIC 2200			
# students in course: 27			
	<b>School Mark</b>	School vs District	School vs Province
<b>Average Score</b>	<b>80.3</b>		
School	80.3		
District	72.8	P	P
Province	73.7		
<b>Percent of Passes</b>	<b>92.6</b>		
School	92.6		
District	92.3	P	Q
Province	93.7		

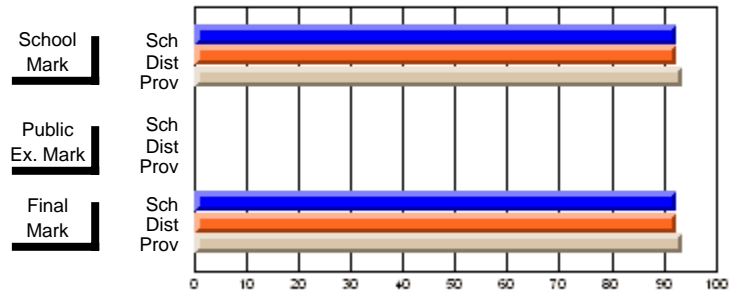
  

	<b>Public Exam Mark</b>	School vs District	School vs Province
<b>Final Mark</b>	<b>80.3</b>		
School	80.3		
District	72.9	P	P
Province	73.8		

**Average Scores**



**Percent Passes**



\* Data from the High School Certification System. The results from supplementary courses are not reflected in these results. All students obtaining a score of 48 or 49 on the final mark, were adjusted to 50 and are reflected in the Final Mark column.



## High School Course Results 2002-03

District 9 - Avalon West

#249 - Ascension Collegiate, Bay Roberts

Grades: 10-12

Course: APPLIED MUSIC 2206			
# students in course: 38			
	<b>School Mark</b>	School vs District	School vs Province
<b>Average Score</b>	<b>73.8</b>		
School	73.8		
District	79.3	q	q
Province	81.4		
<b>Percent of Passes</b>	<b>86.8</b>		
School	86.8		
District	95.6	q	q
Province	96.3		

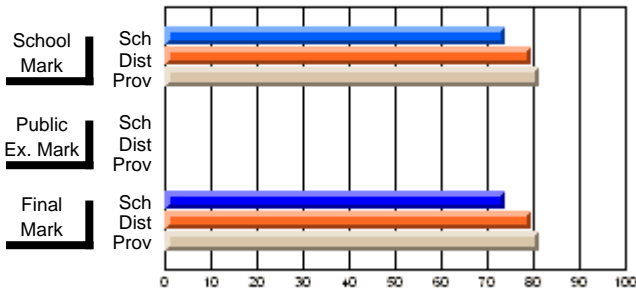
  

	<b>Public Exam Mark</b>	School vs District	School vs Province
<b>Final Mark</b>	<b>73.8</b>		
School	73.8		
District	79.3	q	q
Province	81.4		

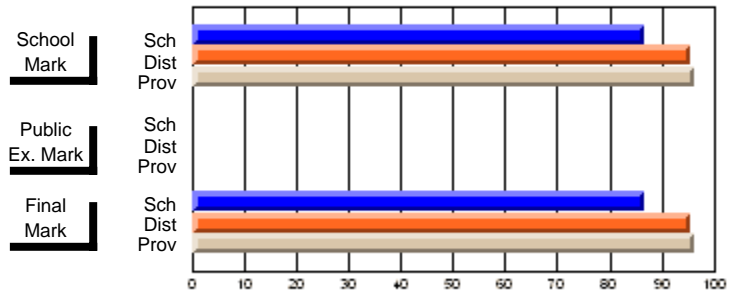
  

	<b>Final Mark</b>	School vs District	School vs Province
<b>Final Mark</b>	<b>86.8</b>		
School	86.8		
District	95.6	q	q
Province	96.4		

**Average Scores**



**Percent Passes**



\* Data from the High School Certification System. The results from supplementary courses are not reflected in these results. All students obtaining a score of 48 or 49 on the final mark, were adjusted to 50 and are reflected in the Final Mark column.



## High School Course Results 2002-03

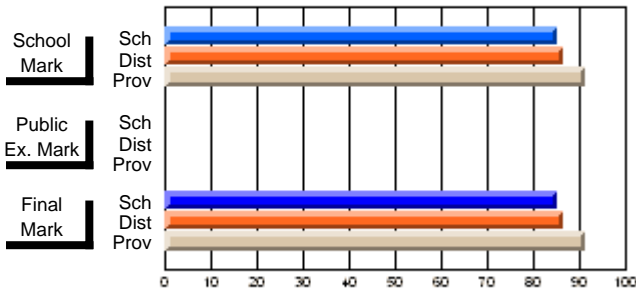
District 9 - Avalon West

#249 - Ascension Collegiate, Bay Roberts

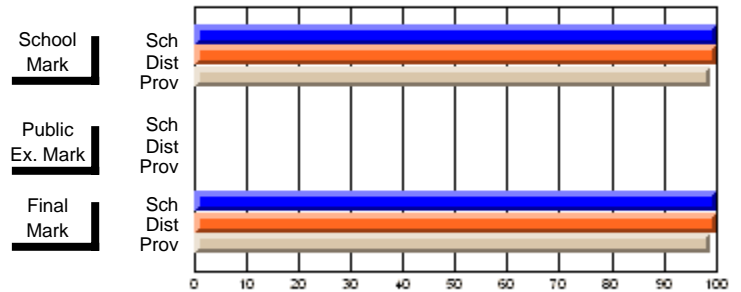
Grades: 10-12

<b>Course: ENSEMBLE PERFORMANCE 3105</b>									
# students in course: 10									
	<b>School Mark</b>	School vs District	School vs Province	<b>Public Exam Mark</b>	School vs District	School vs Province	<b>Final Mark</b>	School vs District	School vs Province
<b><u>Average Score</u></b>	<b>85.0</b>						<b>85.0</b>		
School	86.4	q	q				86.4	q	q
District	91.1						91.1		
Province							91.1		
<b><u>Percent of Passes</u></b>	<b>100.0</b>						<b>100.0</b>		
School	100.0	P	P				100.0	P	P
District	99.0						99.0		
Province							99.0		

**Average Scores**



**Percent Passes**



\* Data from the High School Certification System. The results from supplementary courses are not reflected in these results. All students obtaining a score of 48 or 49 on the final mark, were adjusted to 50 and are reflected in the Final Mark column.



**High School Course Results  
2002-03**

District 9 - Avalon West

#249 - Ascension Collegiate, Bay Roberts

Grades: 10-12

Course: APPLIED MUSIC 3206				School data has 5 or fewer students. Data withheld for reasons of confidentiality.			
# students in course: 2				<b>Public Exam Mark</b>		<b>Final Mark</b>	
	<b>School Mark</b>	School vs District	School vs Province	School vs District	School vs Province	School vs District	School vs Province
<b>Average Score</b>							
School							
District	85.4	q	q			85.4	q
Province	85.5					85.5	
<b>Percent of Passes</b>							
School							
District	98.6	P	P			98.6	P
Province	97.7					97.7	

\* Data from the High School Certification System. The results from supplementary courses are not reflected in these results. All students obtaining a score of 48 or 49 on the final mark, were adjusted to 50 and are reflected in the Final Mark column.



**High School Course Results  
2002-03**

District 9 - Avalon West

#249 - Ascension Collegiate, Bay Roberts

Grades: 10-12

Course: MUSIC THEORY (AP) 4227				School data has 5 or fewer students. Data withheld for reasons of confidentiality.					
# students in course: 2									
	<b>School Mark</b>	School vs District	School vs Province	<b>Public Exam Mark</b>	School vs District	School vs Province	<b>Final Mark</b>	School vs District	School vs Province
<b>Average Score</b>									
School									
District	90.0	P	P				90.0	P	P
Province	81.6						81.6		
<b>Percent of Passes</b>									
School									
District	100.0	P	P				100.0	P	P
Province	100.0						100.0		

\* Data from the High School Certification System. The results from supplementary courses are not reflected in these results. All students obtaining a score of 48 or 49 on the final mark, were adjusted to 50 and are reflected in the Final Mark column.



## High School Course Results 2002-03

District 9 - Avalon West

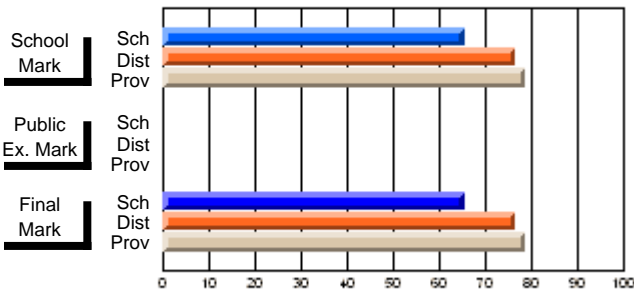
#249 - Ascension Collegiate, Bay Roberts

Grades: 10-12

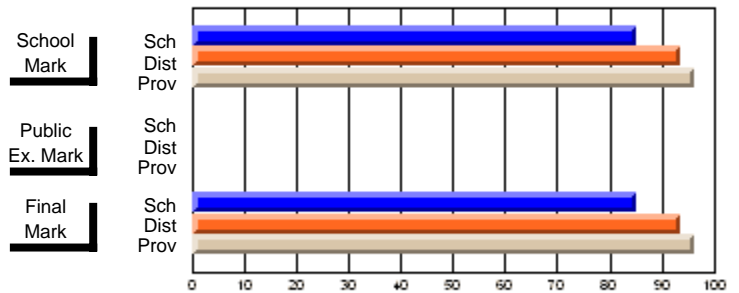
### Subject: Physical Education

Course: PHYSICAL EDUCATION 1100								
# students in course: 20								
	<b>School Mark</b>	School vs District	School vs Province		<b>Public Exam Mark</b>	School vs District	School vs Province	
<b><u>Average Score</u></b>	<b>65.4</b>							
School	76.6	q	q					
District	78.6							
Province								
<b><u>Percent of Passes</u></b>	<b>85.0</b>							
School	93.6	q	q					
District	96.3							
Province								

**Average Scores**



**Percent Passes**



\* Data from the High School Certification System. The results from supplementary courses are not reflected in these results. All students obtaining a score of 48 or 49 on the final mark, were adjusted to 50 and are reflected in the Final Mark column.



## High School Course Results 2002-03

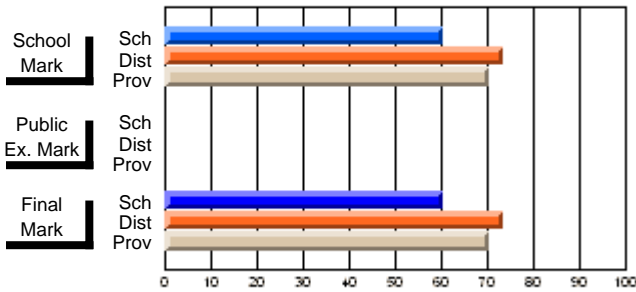
District 9 - Avalon West

#249 - Ascension Collegiate, Bay Roberts

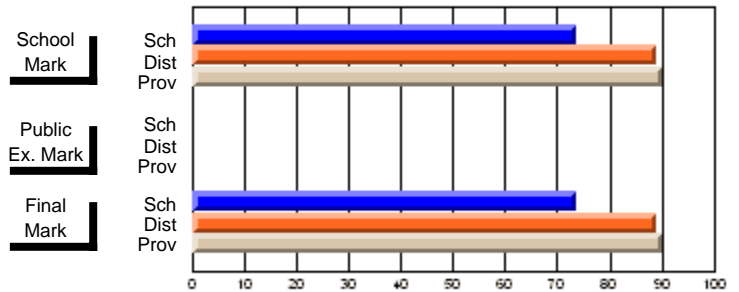
Grades: 10-12

Course: HEALTHY LIVING 1200			
# students in course: 49			
	<b>School Mark</b>	School vs District	School vs Province
<b>Average Score</b>	<b>60.6</b>		
School	60.6		
District	73.4	q	q
Province	70.5		
<b>Percent of Passes</b>	<b>73.5</b>		
School	73.5		
District	88.9	q	q
Province	90.1		

**Average Scores**



**Percent Passes**



\* Data from the High School Certification System. The results from supplementary courses are not reflected in these results. All students obtaining a score of 48 or 49 on the final mark, were adjusted to 50 and are reflected in the Final Mark column.





## High School Course Results 2002-03

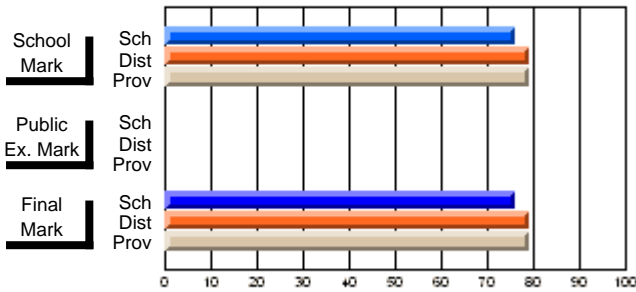
District 9 - Avalon West

#249 - Ascension Collegiate, Bay Roberts

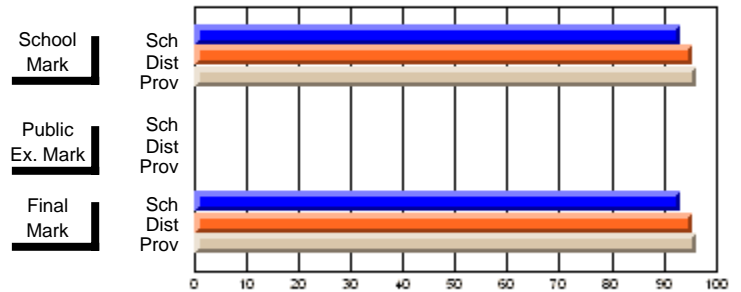
Grades: 10-12

Course: PHYSICAL EDUCATION 2100			
# students in course: 59			
	<b>School Mark</b>	School vs District	School vs Province
<b>Average Score</b>	<b>76.2</b>		
School	76.2		
District	79.0	q	q
Province	79.2		
<b>Percent of Passes</b>			
School	<b>93.2</b>		
District	95.6	q	q
Province	96.2		

**Average Scores**



**Percent Passes**



\* Data from the High School Certification System. The results from supplementary courses are not reflected in these results. All students obtaining a score of 48 or 49 on the final mark, were adjusted to 50 and are reflected in the Final Mark column.



## High School Course Results 2002-03

District 9 - Avalon West

#249 - Ascension Collegiate, Bay Roberts

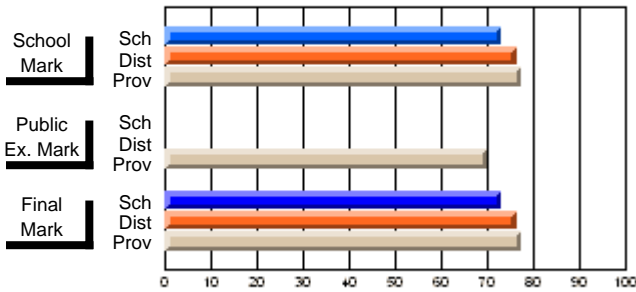
Grades: 10-12

Course: PHYSICAL EDUCATION 3100			
# students in course: 90			
	School Mark	School vs District	School vs Province
<b>Average Score</b>			
School	73.1		
District	76.3	q	q
Province	77.3		
<b>Percent of Passes</b>			
School	81.1		
District	93.1	q	q
Province	94.8		

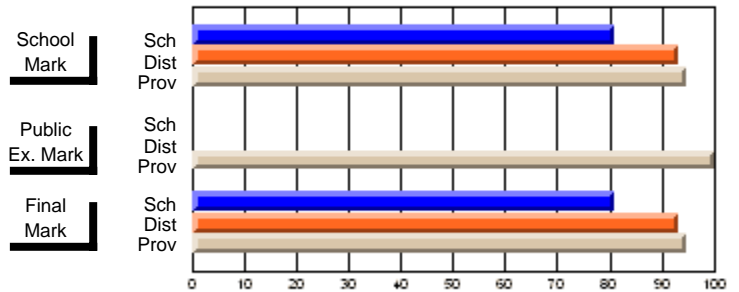
  

	Public Exam Mark	School vs District	School vs Province
<b>Public Exam Mark</b>			
School			
District	70.0		
Province			
<b>Final Mark</b>			
School	73.1		
District	76.3	q	q
Province	77.3		
<b>Final Mark</b>			
School	81.1		
District	93.2	q	q
Province	94.8		

**Average Scores**



**Percent Passes**



\* Data from the High School Certification System. The results from supplementary courses are not reflected in these results. All students obtaining a score of 48 or 49 on the final mark, were adjusted to 50 and are reflected in the Final Mark column.



## High School Course Results 2002-03

District 9 - Avalon West

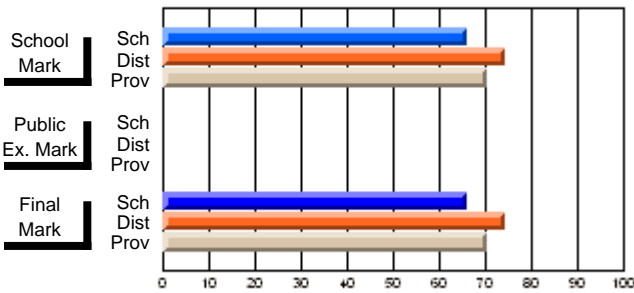
#249 - Ascension Collegiate, Bay Roberts

Grades: 10-12

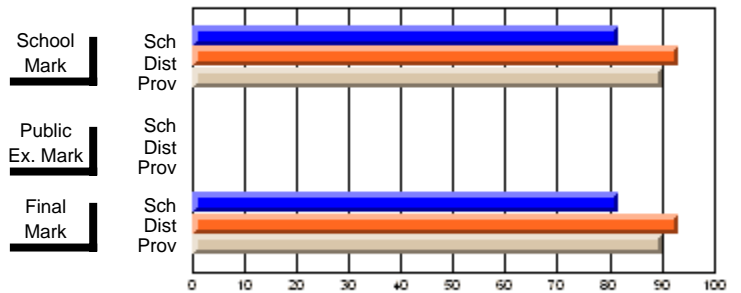
### Subject: Religious Education

Course: ETHICAL ISSUES 1104			
# students in course: 49			
	<b>School Mark</b>	School vs District	School vs Province
<b>Average Score</b>			
School	<b>66.1</b>		
District	74.4	q	q
Province	70.3		
<b>Percent of Passes</b>			
School	<b>81.6</b>		
District	93.1	q	q
Province	90.1		

**Average Scores**



**Percent Passes**



\* Data from the High School Certification System. The results from supplementary courses are not reflected in these results. All students obtaining a score of 48 or 49 on the final mark, were adjusted to 50 and are reflected in the Final Mark column.



## High School Course Results 2002-03

District 9 - Avalon West

#249 - Ascension Collegiate, Bay Roberts

Grades: 10-12

Course: WORLD RELIGIONS 3104			
# students in course: 49			
	<b>School Mark</b>	School vs District	School vs Province
<b>Average Score</b>	<b>77.4</b>		
School	77.4		
District	73.5	P	P
Province	67.0		
<b>Percent of Passes</b>			
School	<b>95.9</b>		
District	88.7	P	P
Province	85.9		

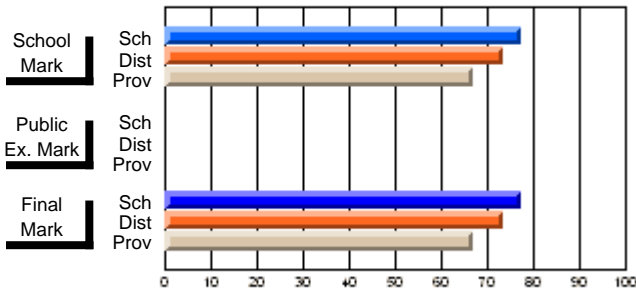
  

	<b>Public Exam Mark</b>	School vs District	School vs Province
<b>Final Mark</b>	<b>77.4</b>		
School	77.4		
District	73.5	P	P
Province	67.0		

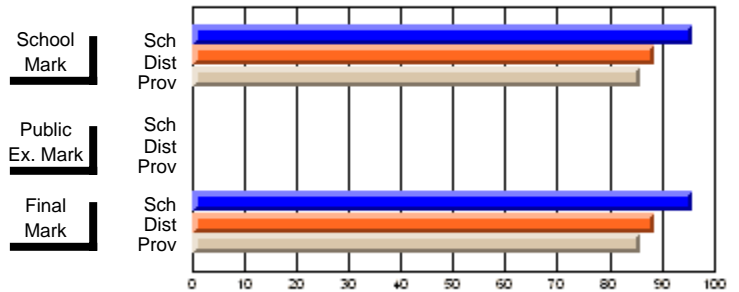
  

	<b>Final Mark</b>	School vs District	School vs Province
<b>Final Mark</b>	<b>95.9</b>		
School	95.9		
District	88.7	P	P
Province	85.8		

**Average Scores**



**Percent Passes**



\* Data from the High School Certification System. The results from supplementary courses are not reflected in these results. All students obtaining a score of 48 or 49 on the final mark, were adjusted to 50 and are reflected in the Final Mark column.



## High School Course Results 2002-03

District 9 - Avalon West

#249 - Ascension Collegiate, Bay Roberts

Grades: 10-12

**Subject: Science**

Course: GENERAL SCIENCE 1200			
# students in course: 21			
	<b>School Mark</b>	School vs District	School vs Province
<b>Average Score</b>			
School	<b>55.1</b>		
District	63.9	q	q
Province	62.0		
<b>Percent of Passes</b>			
School	<b>76.2</b>		
District	90.7	q	q
Province	87.1		

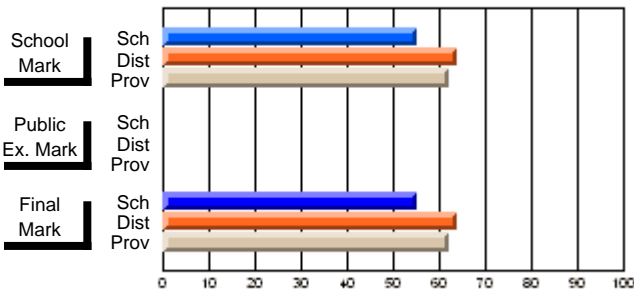
  

	<b>Public Exam Mark</b>	School vs District	School vs Province

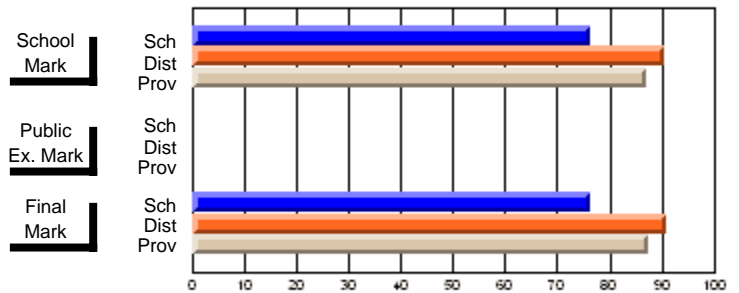
  

	<b>Final Mark</b>	School vs District	School vs Province
	<b>55.1</b>		
	64.0	q	q
	62.0		
	<b>76.2</b>		
	90.8	q	q
	87.3		

**Average Scores**



**Percent Passes**



\* Data from the High School Certification System. The results from supplementary courses are not reflected in these results. All students obtaining a score of 48 or 49 on the final mark, were adjusted to 50 and are reflected in the Final Mark column.



## High School Course Results 2002-03

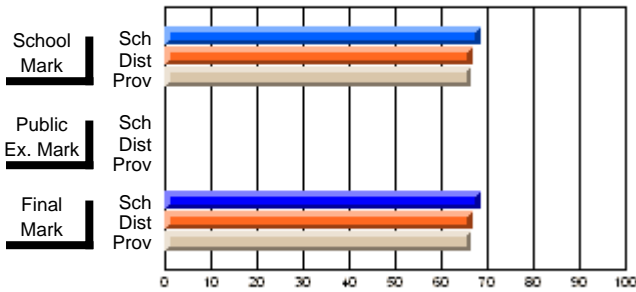
District 9 - Avalon West

#249 - Ascension Collegiate, Bay Roberts

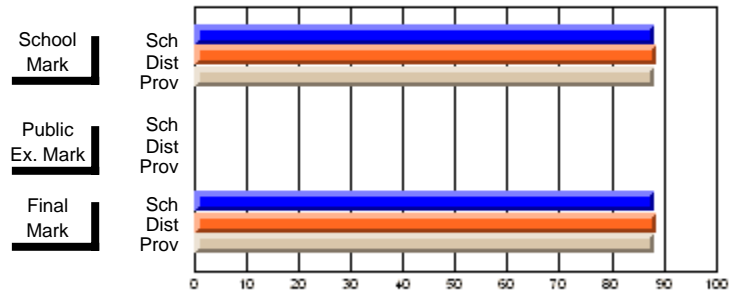
Grades: 10-12

Course: SCIENCE 1206						
# students in course: 222						
	<b>School Mark</b>	School vs District	School vs Province	<b>Public Exam Mark</b>	School vs District	School vs Province
<b>Average Score</b>	<b>68.5</b>					
School	66.7	P	P			
District	66.5					
Province						
<b>Percent of Passes</b>	<b>88.3</b>					
School	88.5	Q	P			
District	88.3					
Province						

**Average Scores**



**Percent Passes**



\* Data from the High School Certification System. The results from supplementary courses are not reflected in these results. All students obtaining a score of 48 or 49 on the final mark, were adjusted to 50 and are reflected in the Final Mark column.



## High School Course Results 2002-03

District 9 - Avalon West

#249 - Ascension Collegiate, Bay Roberts

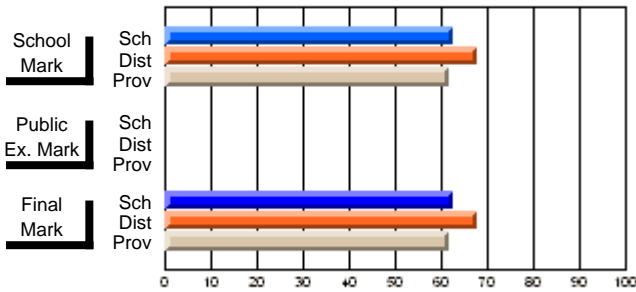
Grades: 10-12

Course: PHYSICAL SCIENCE 2205			
# students in course: 72			
	<b>School Mark</b>	School vs District	School vs Province
<b>Average Score</b>	<b>62.6</b>		
School	62.6		
District	67.7	q	P
Province	61.9		
<b>Percent of Passes</b>			
School	<b>94.4</b>		
District	94.3	P	P
Province	88.8		

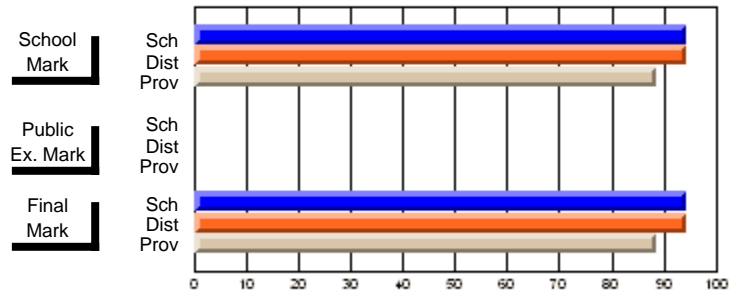
  

	<b>Public Exam Mark</b>	School vs District	School vs Province
<b>Final Mark</b>	<b>62.6</b>		
School	62.6		
District	67.7	q	P
Province	61.8		
<b>Percent of Passes</b>			
School	<b>94.4</b>		
District	94.3	P	P
Province	88.8		

**Average Scores**



**Percent Passes**



\* Data from the High School Certification System. The results from supplementary courses are not reflected in these results. All students obtaining a score of 48 or 49 on the final mark, were adjusted to 50 and are reflected in the Final Mark column.



## High School Course Results 2002-03

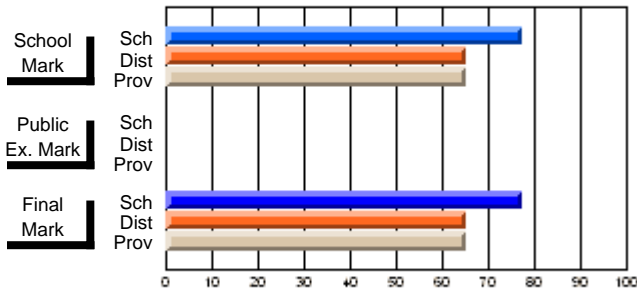
District 9 - Avalon West

#249 - Ascension Collegiate, Bay Roberts

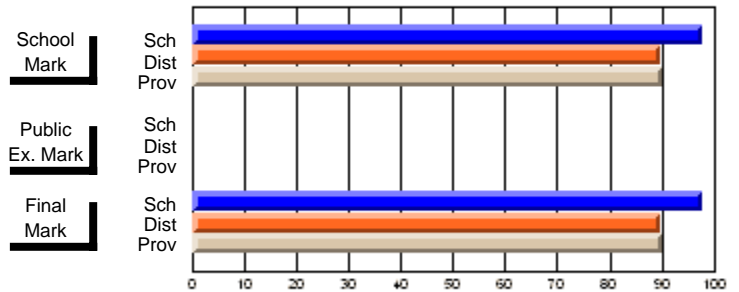
Grades: 10-12

<b>Course: PLANETARY SCIENCE 2229</b>								
# students in course: 44								
	<b>School Mark</b>	School vs District	School vs Province		<b>Public Exam Mark</b>	School vs District	School vs Province	
<b>Average Score</b>	<b>77.3</b>							
School	65.2	P	P					
District	65.1							
Province								
<b>Percent of Passes</b>	<b>97.7</b>							
School	89.9	P	P					
District	90.1							
Province								

**Average Scores**



**Percent Passes**



\* Data from the High School Certification System. The results from supplementary courses are not reflected in these results. All students obtaining a score of 48 or 49 on the final mark, were adjusted to 50 and are reflected in the Final Mark column.





**High School Course Results  
2002-03**

District 9 - Avalon West

#249 - Ascension Collegiate, Bay Roberts

Grades: 10-12

Course: PHYSICAL SCIENCE (M) 2265				School data has 5 or fewer students. Data withheld for reasons of confidentiality.								
# students in course: 1												
		<b>School Mark</b>	School vs District	School vs Province			<b>Public Exam Mark</b>	School vs District	School vs Province			
<b>Average Score</b>												
School												
District		53.0	P	Q						53.0	P	Q
Province		59.6								59.6		
<b>Percent of Passes</b>												
School												
District		100.0	P	P						100.0	P	P
Province		83.3								83.3		

\* Data from the High School Certification System. The results from supplementary courses are not reflected in these results. All students obtaining a score of 48 or 49 on the final mark, were adjusted to 50 and are reflected in the Final Mark column.



## High School Course Results 2002-03

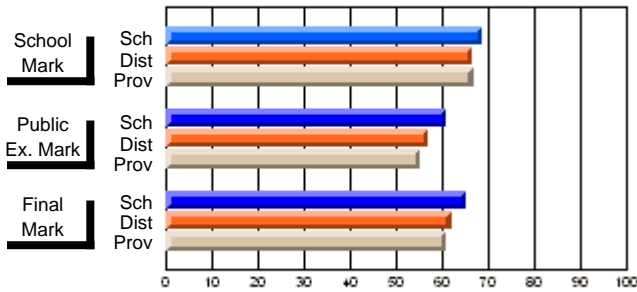
District 9 - Avalon West

#249 - Ascension Collegiate, Bay Roberts

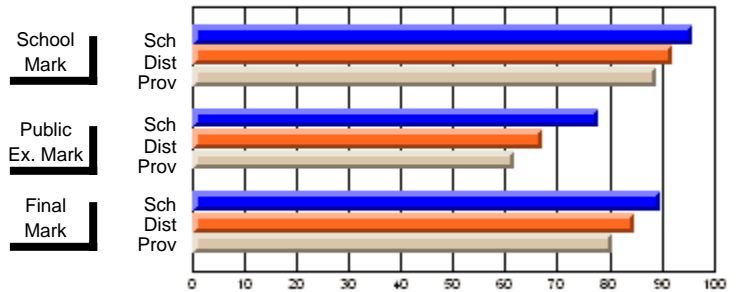
Grades: 10-12

Course: BIOLOGY 3201			
# students in course: 173			
	<b>School Mark</b>	School vs District	School vs Province
<b>Average Score</b>	<b>68.8</b>		
School	66.5	P	P
District			
Province	66.7		
<b>Percent of Passes</b>	<b>96.0</b>		
School	92.1	P	P
District			
Province	89.1		
	<b>Public Exam Mark</b>	School vs District	School vs Province
<b>Average Score</b>	<b>60.9</b>		
School	57.0	P	P
District			
Province	55.4		
<b>Percent of Passes</b>	<b>78.0</b>		
School	67.2	P	P
District			
Province	61.6		
	<b>Final Mark</b>	School vs District	School vs Province
<b>Average Score</b>	<b>65.1</b>		
School	61.9	P	P
District			
Province	60.7		
<b>Percent of Passes</b>	<b>89.6</b>		
School	84.7	P	P
District			
Province	80.4		

**Average Scores**



**Percent Passes**



\* Data from the High School Certification System. The results from supplementary courses are not reflected in these results. All students obtaining a score of 48 or 49 on the final mark, were adjusted to 50 and are reflected in the Final Mark column.



## High School Course Results 2002-03

District 9 - Avalon West

#249 - Ascension Collegiate, Bay Roberts

Grades: 10-12

Course: CHEMISTRY 3202			
# students in course: 53			
	<b>School Mark</b>	School vs District	School vs Province
<b>Average Score</b>	<b>73.2</b>		
School	70.6	P	P
District			
Province	72.0		
<b>Percent of Passes</b>			
School	<b>94.3</b>		
District	92.9	P	P
Province	94.4		P

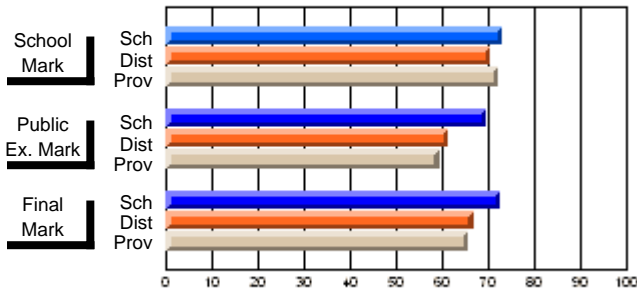
  

	<b>Public Exam Mark</b>	School vs District	School vs Province
<b>Public Exam Mark</b>	<b>69.3</b>		
School	61.4	P	P
District			
Province	59.3		

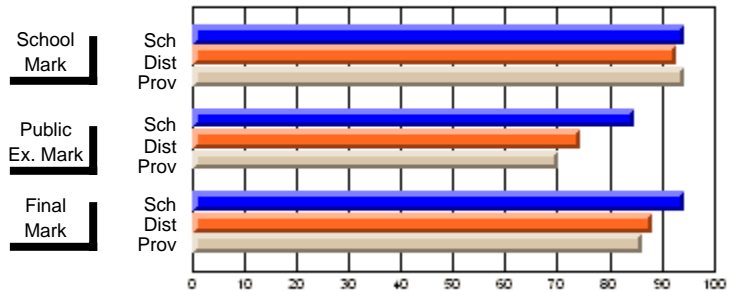
  

	<b>Final Mark</b>	School vs District	School vs Province
<b>Final Mark</b>	<b>72.6</b>		
School	66.7	P	P
District			
Province	65.7		

**Average Scores**



**Percent Passes**



\* Data from the High School Certification System. The results from supplementary courses are not reflected in these results. All students obtaining a score of 48 or 49 on the final mark, were adjusted to 50 and are reflected in the Final Mark column.



## High School Course Results 2002-03

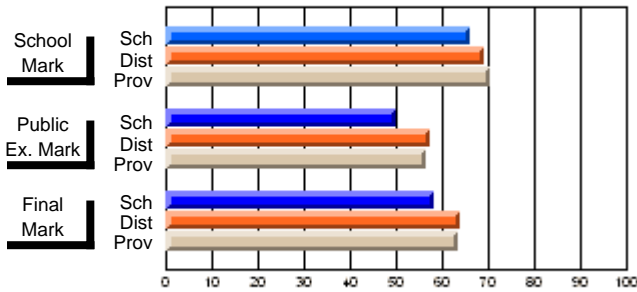
District 9 - Avalon West

#249 - Ascension Collegiate, Bay Roberts

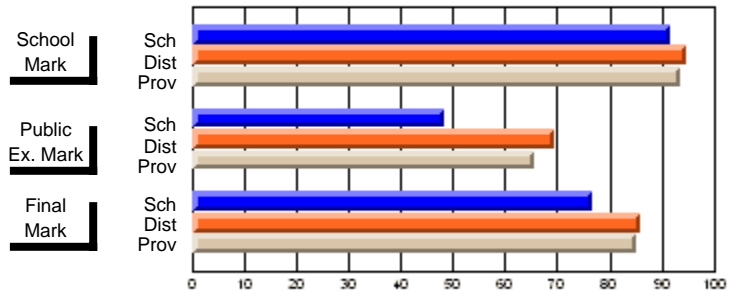
Grades: 10-12

Course: PHYSICS 3204			
# students in course: 60			
	<b>School Mark</b>	School vs District	School vs Province
<b>Average Score</b>	<b>66.0</b>		
School	69.0	q	q
District			
Province	70.3		
<b>Percent of Passes</b>	<b>91.7</b>		
School	94.7	q	q
District			
Province	93.6		
	<b>Public Exam Mark</b>	School vs District	School vs Province
<b>Average Score</b>	<b>50.2</b>		
School	57.3	q	q
District			
Province	56.3		
<b>Percent of Passes</b>	<b>48.3</b>		
School	69.6	q	q
District			
Province	65.6		
	<b>Final Mark</b>	School vs District	School vs Province
<b>Average Score</b>	<b>58.4</b>		
School	63.9	q	q
District			
Province	63.4		
<b>Percent of Passes</b>	<b>76.7</b>		
School	86.0	q	q
District			
Province	85.1		

**Average Scores**



**Percent Passes**



\* Data from the High School Certification System. The results from supplementary courses are not reflected in these results. All students obtaining a score of 48 or 49 on the final mark, were adjusted to 50 and are reflected in the Final Mark column.



## High School Course Results 2002-03

District 9 - Avalon West

#249 - Ascension Collegiate, Bay Roberts

Grades: 10-12

Course: ENVIRONMENTAL SCIENCE 3205			
# students in course: 172			
	<b>School Mark</b>	School vs District	School vs Province
<b>Average Score</b>	<b>74.3</b>		
School	67.3	P	P
District	63.2		
Province			
<b>Percent of Passes</b>	<b>94.8</b>		
School	93.4	P	P
District	87.7		
Province			

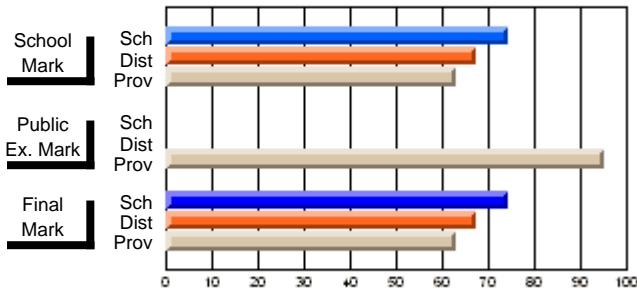
  

	<b>Public Exam Mark</b>	School vs District	School vs Province
	<b>95.0</b>		
	100.0		

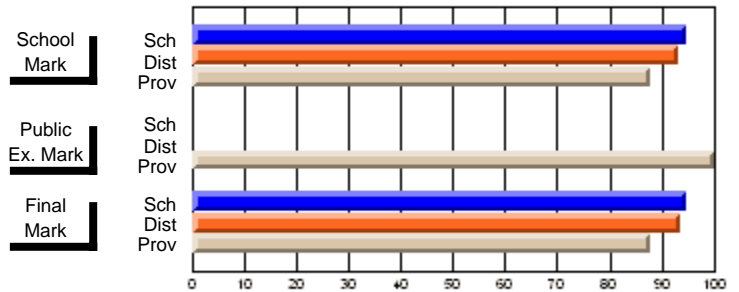
  

	<b>Final Mark</b>	School vs District	School vs Province
	<b>74.3</b>		
	67.3	P	P
	63.1		
	<b>94.8</b>		
	93.6	P	P
	87.8		

**Average Scores**



**Percent Passes**



\* Data from the High School Certification System. The results from supplementary courses are not reflected in these results. All students obtaining a score of 48 or 49 on the final mark, were adjusted to 50 and are reflected in the Final Mark column.



## High School Course Results 2002-03

District 9 - Avalon West

#249 - Ascension Collegiate, Bay Roberts

Grades: 10-12

Course: EARTH SYSTEMS 3209			
# students in course: 16			
	School Mark	School vs District	School vs Province
<b>Average Score</b>			
School	69.4		
District	56.8	P	P
Province	59.4		
<b>Percent of Passes</b>			
School	100.0		
District	73.5	P	P
Province	77.4		

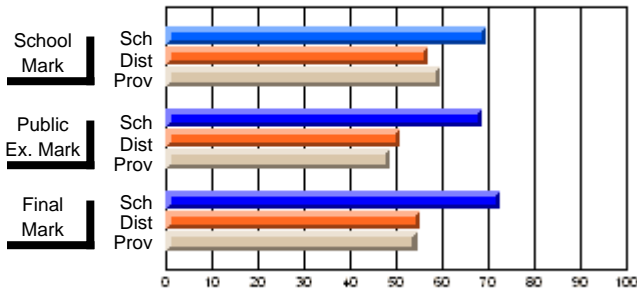
  

	Public Exam Mark	School vs District	School vs Province
<b>Public Exam Mark</b>			
School	68.7		
District	50.8	P	P
Province	48.8		

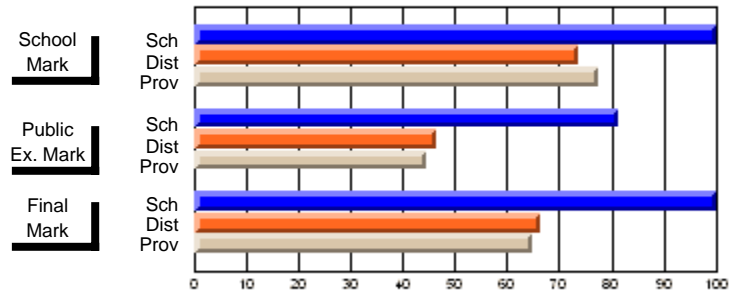
  

	Final Mark	School vs District	School vs Province
<b>Final Mark</b>			
School	72.4		
District	55.3	P	P
Province	54.5		

**Average Scores**



**Percent Passes**



\* Data from the High School Certification System. The results from supplementary courses are not reflected in these results. All students obtaining a score of 48 or 49 on the final mark, were adjusted to 50 and are reflected in the Final Mark column.



**High School Course Results  
2002-03**

District 9 - Avalon West

#249 - Ascension Collegiate, Bay Roberts

Grades: 10-12

Course: ENVIRONMENTAL SCIENCE (M) 3265				School data has 5 or fewer students. Data withheld for reasons of confidentiality.					
# students in course: 1	<b>School Mark</b>	School vs District	School vs Province	<b>Public Exam Mark</b>	School vs District	School vs Province	<b>Final Mark</b>	School vs District	School vs Province
<b>Average Score</b>									
School									
District	53.0	P	P				53.0	P	P
Province	55.7						55.7		
<b>Percent of Passes</b>									
School									
District	100.0	P	P				100.0	P	P
Province	84.0						84.0		

\* Data from the High School Certification System. The results from supplementary courses are not reflected in these results. All students obtaining a score of 48 or 49 on the final mark, were adjusted to 50 and are reflected in the Final Mark column.



## High School Course Results 2002-03

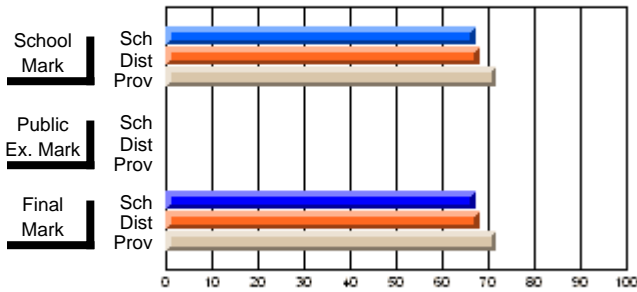
District 9 - Avalon West

#249 - Ascension Collegiate, Bay Roberts

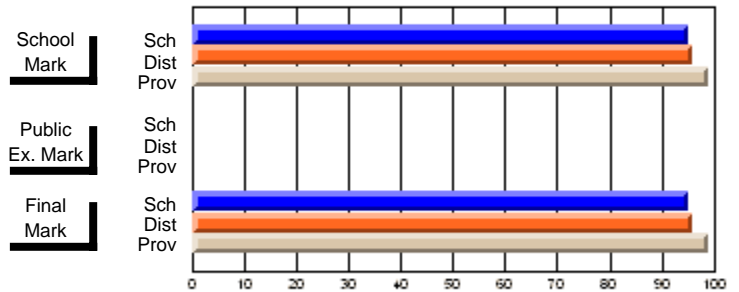
Grades: 10-12

Course: BIOLOGY AP 4221											
# students in course: 20											
		<b>School Mark</b>	School vs District	School vs Province			<b>Public Exam Mark</b>	School vs District	School vs Province		
		<b>67.2</b>									
<b>Average Score</b>		68.0	q	q			67.2				
School		71.5					68.0	q	q		
District							71.5				
Province											
<b>Percent of Passes</b>		95.0					95.0				
School		96.0	q	q			96.0	q	q		
District		98.9					98.9				
Province											

**Average Scores**



**Percent Passes**



\* Data from the High School Certification System. The results from supplementary courses are not reflected in these results. All students obtaining a score of 48 or 49 on the final mark, were adjusted to 50 and are reflected in the Final Mark column.





## High School Course Results 2002-03

District 9 - Avalon West

#249 - Ascension Collegiate, Bay Roberts

Grades: 10-12

Course: CHEMISTRY AP 4222			
# students in course: 8	<b>School Mark</b>	School vs District	School vs Province
<b>Average Score</b>	<b>68.6</b>		
School	68.6		
District	68.2	p	q
Province	72.5		
<b>Percent of Passes</b>			
School	<b>87.5</b>		
District	88.9	q	q
Province	93.5		

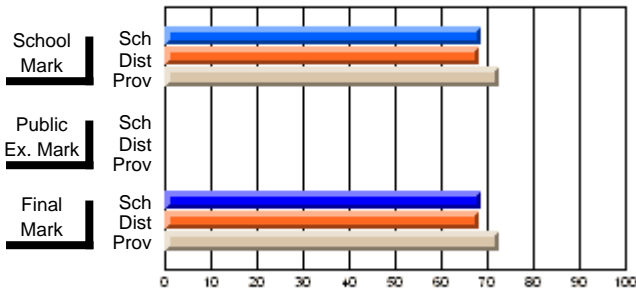
  

<b>Public Exam Mark</b>	School vs District	School vs Province

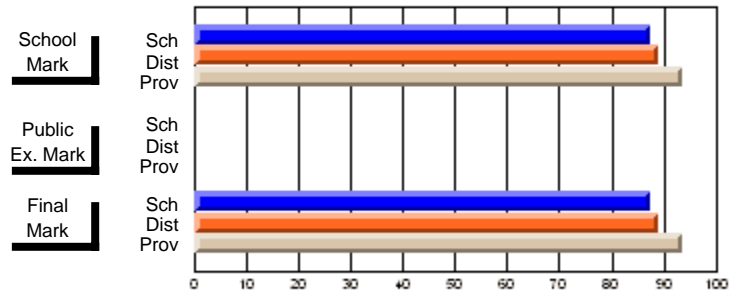
  

<b>Final Mark</b>	School vs District	School vs Province
<b>68.6</b>		
68.2	p	q
72.5		
<b>87.5</b>		
88.9	q	q
93.5		

**Average Scores**



**Percent Passes**



\* Data from the High School Certification System. The results from supplementary courses are not reflected in these results. All students obtaining a score of 48 or 49 on the final mark, were adjusted to 50 and are reflected in the Final Mark column.



**High School Course Results  
2002-03**

District 9 - Avalon West

#249 - Ascension Collegiate, Bay Roberts

Grades: 10-12

Course: PHYSICS AP 4224				School data has 5 or fewer students. Data withheld for reasons of confidentiality.			
# students in course: 4				<b>Public Exam Mark</b>		<b>Final Mark</b>	
	<b>School Mark</b>	School vs District	School vs Province	School vs District	School vs Province	School vs District	School vs Province
<b>Average Score</b>							
School							
District	67.5	q	q			67.5	q
Province	73.7					73.7	
<b>Percent of Passes</b>							
School							
District	83.3	q	q			83.3	q
Province	96.0					96.0	

\* Data from the High School Certification System. The results from supplementary courses are not reflected in these results. All students obtaining a score of 48 or 49 on the final mark, were adjusted to 50 and are reflected in the Final Mark column.



## High School Course Results 2002-03

District 9 - Avalon West

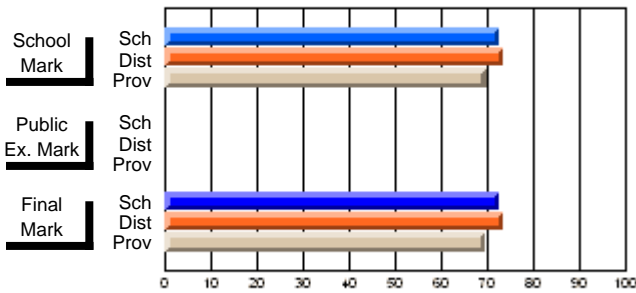
#249 - Ascension Collegiate, Bay Roberts

Grades: 10-12

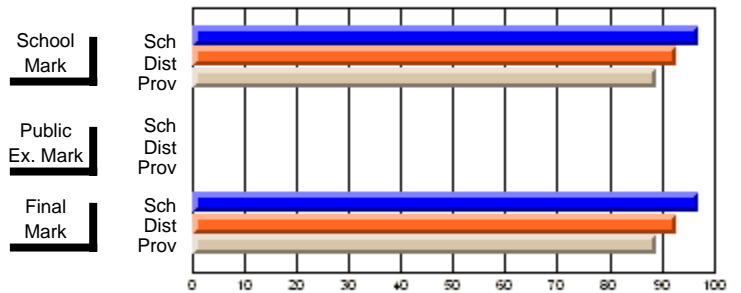
**Subject: Social Studies**

Course: CANADIAN HISTORY 1201									
# students in course: 65									
	<b>School Mark</b>	School vs District	School vs Province	<b>Public Exam Mark</b>	School vs District	School vs Province	<b>Final Mark</b>	School vs District	School vs Province
<b><u>Average Score</u></b>	<b>72.4</b>						<b>72.4</b>		
School	72.4						72.4		
District	73.3	q	p				73.2	q	p
Province	69.7						69.7		
<b><u>Percent of Passes</u></b>									
School	<b>96.9</b>						<b>96.9</b>		
District	93.0	p	p				92.9	p	p
Province	89.0						89.0		

**Average Scores**



**Percent Passes**



\* Data from the High School Certification System. The results from supplementary courses are not reflected in these results. All students obtaining a score of 48 or 49 on the final mark, were adjusted to 50 and are reflected in the Final Mark column.



## High School Course Results 2002-03

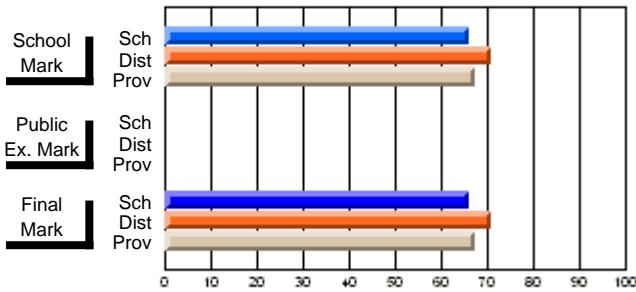
District 9 - Avalon West

#249 - Ascension Collegiate, Bay Roberts

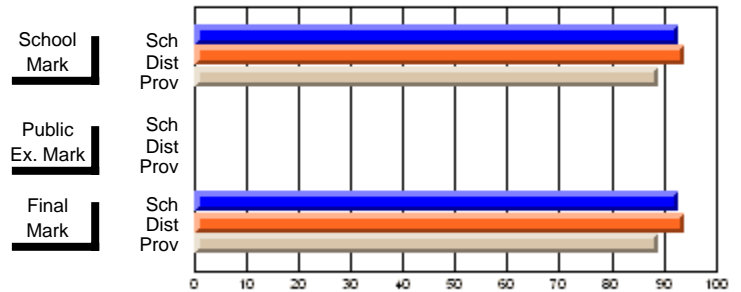
Grades: 10-12

Course: CANADIAN GEOGRAPHY 1202			
# students in course: 164			
	<b>School Mark</b>	School vs District	School vs Province
<b>Average Score</b>	<b>66.0</b>		
School	66.0		
District	70.9	q	q
Province	67.3		
<b>Percent of Passes</b>	<b>92.7</b>		
School	92.7		
District	93.9	q	P
Province	88.9		

**Average Scores**



**Percent Passes**



\* Data from the High School Certification System. The results from supplementary courses are not reflected in these results. All students obtaining a score of 48 or 49 on the final mark, were adjusted to 50 and are reflected in the Final Mark column.



## High School Course Results 2002-03

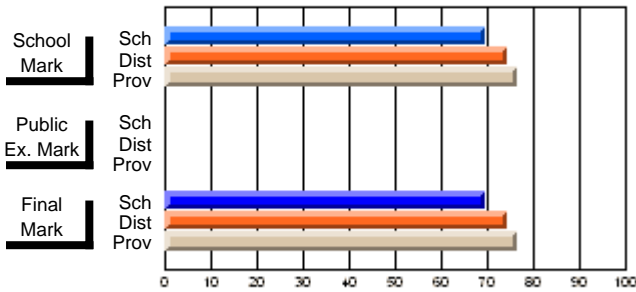
District 9 - Avalon West

#249 - Ascension Collegiate, Bay Roberts

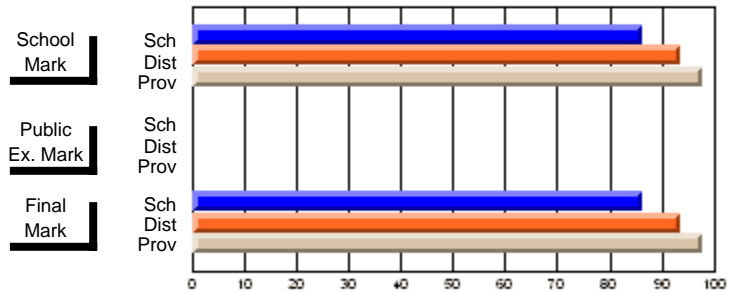
Grades: 10-12

Course: HISTOIRE DU CANADA 1231			
# students in course: 29			
	<b>School Mark</b>	School vs District	School vs Province
<b>Average Score</b>	<b>69.5</b>		
School	69.5		
District	74.3	q	q
Province	76.4		
<b>Percent of Passes</b>	<b>86.2</b>		
School	86.2		
District	93.6	q	q
Province	97.8		

**Average Scores**



**Percent Passes**



\* Data from the High School Certification System. The results from supplementary courses are not reflected in these results. All students obtaining a score of 48 or 49 on the final mark, were adjusted to 50 and are reflected in the Final Mark column.



## High School Course Results 2002-03

District 9 - Avalon West

#249 - Ascension Collegiate, Bay Roberts

Grades: 10-12

Course: ECONOMIE CANADIENNE 2133			
# students in course: 25			
	<b>School Mark</b>	School vs District	School vs Province
<b>Average Score</b>	<b>79.5</b>		
School	79.5		
District	76.7	P	P
Province	73.1		
<b>Percent of Passes</b>			
School	<b>100.0</b>		
District	100.0	P	P
Province	95.8		

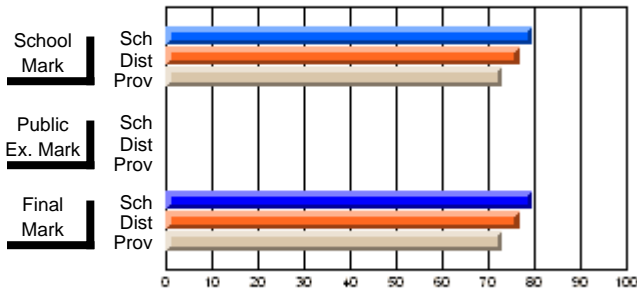
  

	<b>Public Exam Mark</b>	School vs District	School vs Province
<b>Public Exam Mark</b>			
School			
District			
Province			

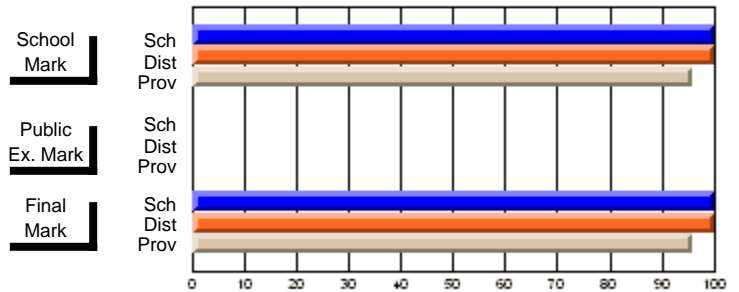
  

	<b>Final Mark</b>	School vs District	School vs Province
<b>Final Mark</b>	<b>79.5</b>		
School	79.5		
District	76.7	P	P
Province	73.1		

**Average Scores**



**Percent Passes**



\* Data from the High School Certification System. The results from supplementary courses are not reflected in these results. All students obtaining a score of 48 or 49 on the final mark, were adjusted to 50 and are reflected in the Final Mark column.



## High School Course Results 2002-03

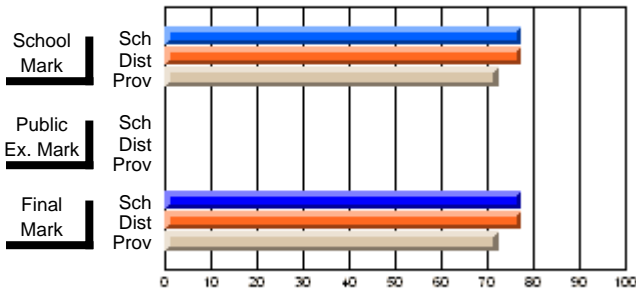
District 9 - Avalon West

#249 - Ascension Collegiate, Bay Roberts

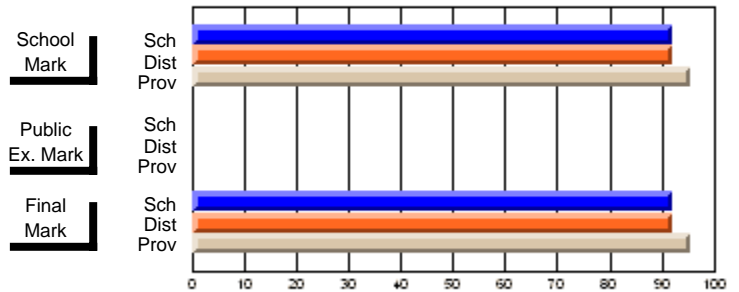
Grades: 10-12

Course: ECONOMIE MONDIALE 3133			
# students in course: 25			
	<b>School Mark</b>	School vs District	School vs Province
<b>Average Score</b>	<b>77.4</b>		
School	77.4	P	P
District	72.4		
Province	72.4		
<b>Percent of Passes</b>	<b>92.0</b>		
School	92.0	P	Q
District	95.4		
Province	95.4		

**Average Scores**



**Percent Passes**



\* Data from the High School Certification System. The results from supplementary courses are not reflected in these results. All students obtaining a score of 48 or 49 on the final mark, were adjusted to 50 and are reflected in the Final Mark column.



## High School Course Results 2002-03

District 9 - Avalon West

#249 - Ascension Collegiate, Bay Roberts

Grades: 10-12

Course: WORLD GEOGRAPHY 3200			
# students in course: 48			
	<b>School Mark</b>	School vs District	School vs Province
<b>Average Score</b>	<b>59.9</b>		
School	61.8	q	q
District	60.4		
Province			
<b>Percent of Passes</b>			
School	<b>91.7</b>		
District	92.6	q	P
Province	90.3		

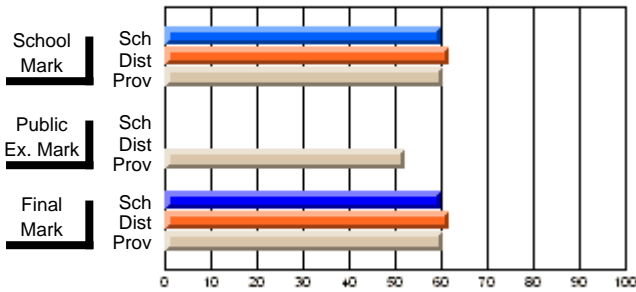
  

	<b>Public Exam Mark</b>	School vs District	School vs Province
<b>Public Exam Mark</b>	<b>52.1</b>		
School			
District			
Province			

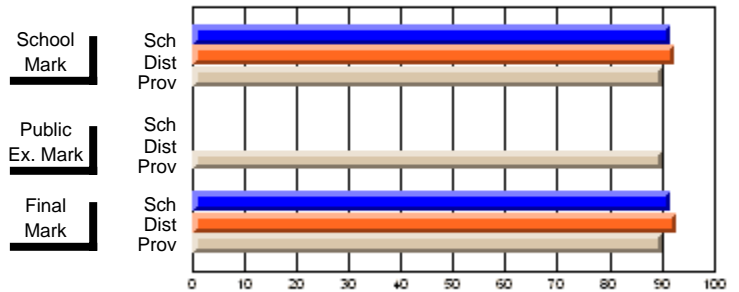
  

	<b>Final Mark</b>	School vs District	School vs Province
<b>Final Mark</b>	<b>59.9</b>		
School	61.8	q	q
District	60.4		
Province			

**Average Scores**



**Percent Passes**



\* Data from the High School Certification System. The results from supplementary courses are not reflected in these results. All students obtaining a score of 48 or 49 on the final mark, were adjusted to 50 and are reflected in the Final Mark column.





## High School Course Results 2002-03

District 9 - Avalon West

#249 - Ascension Collegiate, Bay Roberts

Grades: 10-12

Course: WORLD HISTORY 3201			
# students in course: 52			
	<b>School Mark</b>	School vs District	School vs Province
<b><u>Average Score</u></b>			
School	<b>67.2</b>		
District	67.5	q	q
Province	68.5		
<b><u>Percent of Passes</u></b>			
School	<b>88.5</b>		
District	85.9	P	P
Province	87.0		

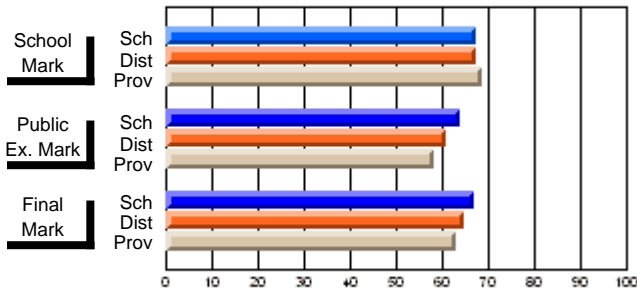
  

	<b>Public Exam Mark</b>	School vs District	School vs Province
<b>Public Exam Mark</b>	<b>63.7</b>		
School	60.8	P	P
District	60.8		
Province	58.4		

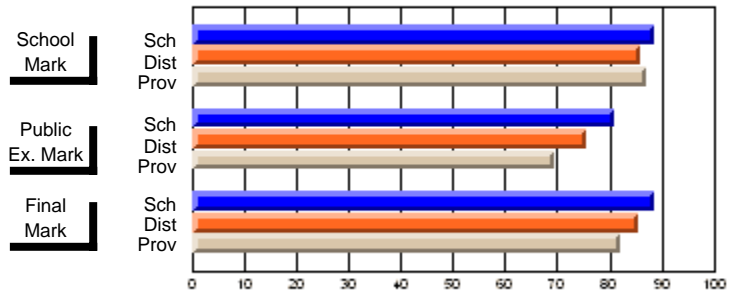
  

	<b>Final Mark</b>	School vs District	School vs Province
<b>Final Mark</b>	<b>66.9</b>		
School	64.9	P	P
District	64.9		
Province	63.0		

**Average Scores**



**Percent Passes**



\* Data from the High School Certification System. The results from supplementary courses are not reflected in these results. All students obtaining a score of 48 or 49 on the final mark, were adjusted to 50 and are reflected in the Final Mark column.



## High School Course Results 2002-03

District 9 - Avalon West

#249 - Ascension Collegiate, Bay Roberts

Grades: 10-12

Course: WORLD GEOGRAPHY 3202			
# students in course: 113			
	<b>School Mark</b>	School vs District	School vs Province
<b>Average Score</b>			
School	<b>67.9</b>		
District	67.6	P	Q
Province	68.4		
<b>Percent of Passes</b>			
School	<b>94.7</b>		
District	94.0	P	P
Province	91.6		

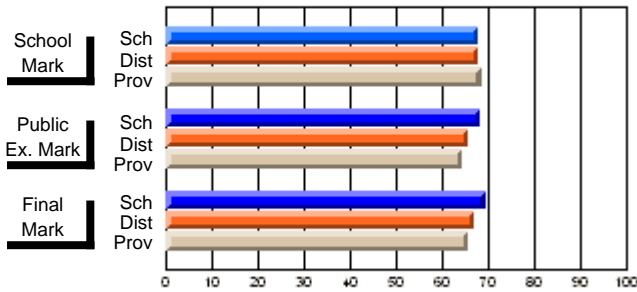
  

	<b>Public Exam Mark</b>	School vs District	School vs Province
	<b>68.1</b>		
	65.6	P	P
	64.2		

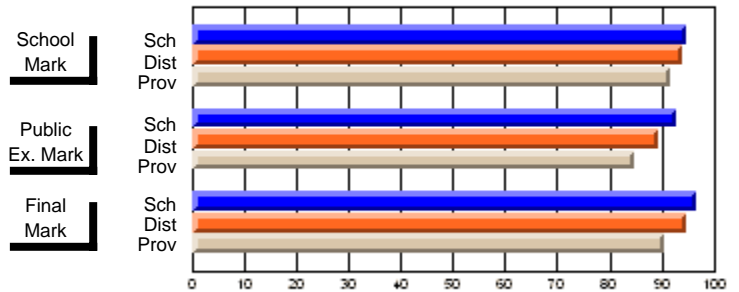
  

	<b>Final Mark</b>	School vs District	School vs Province
	<b>69.3</b>		
	66.8	P	P
	65.7		

**Average Scores**



**Percent Passes**



\* Data from the High School Certification System. The results from supplementary courses are not reflected in these results. All students obtaining a score of 48 or 49 on the final mark, were adjusted to 50 and are reflected in the Final Mark column.



## High School Course Results 2002-03

District 9 - Avalon West

#249 - Ascension Collegiate, Bay Roberts

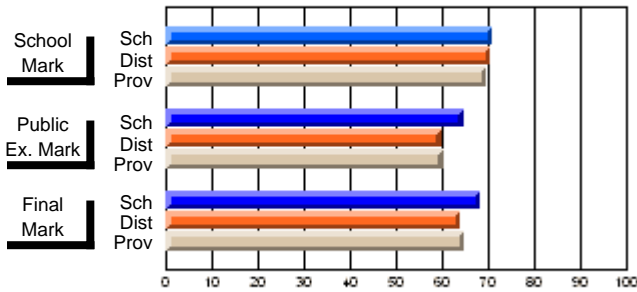
Grades: 10-12

Course: HISTOIRE MONDIALE 3231			
# students in course: 35			
	<b>School Mark</b>	School vs District	School vs Province
<b>Average Score</b>	<b>70.9</b>		
School	70.9		
District	70.3	P	P
Province	69.6		
<b>Percent of Passes</b>			
School	<b>97.1</b>		
District	97.4	P	P
Province	91.6		

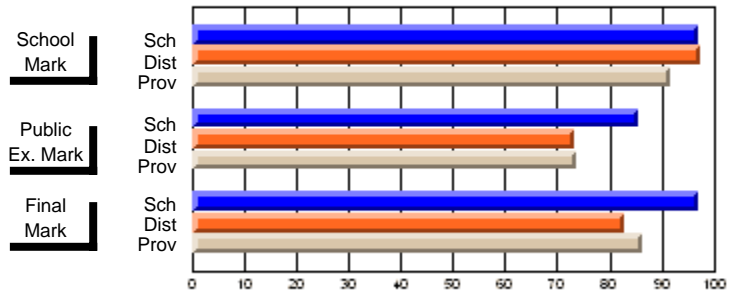
  

	<b>Public Exam Mark</b>	School vs District	School vs Province
<b>Public Exam Mark</b>	<b>64.5</b>		
School	64.5		
District	59.8	P	P
Province	60.2		
<b>Final Mark</b>	<b>68.1</b>		
School	68.1		
District	64.0	P	P
Province	64.9		

**Average Scores**



**Percent Passes**



\* Data from the High School Certification System. The results from supplementary courses are not reflected in these results. All students obtaining a score of 48 or 49 on the final mark, were adjusted to 50 and are reflected in the Final Mark column.



## High School Course Results 2002-03

District 9 - Avalon West

#249 - Ascension Collegiate, Bay Roberts

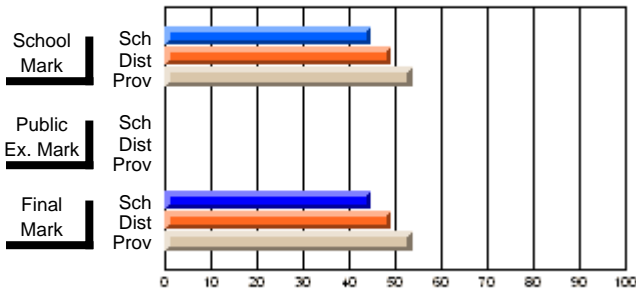
Grades: 10-12

Course: WORLD GEOGRAPHY(M) 3260

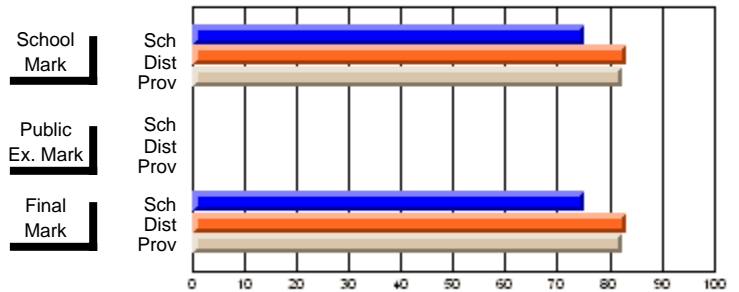
# students in course: 8

	<b>School Mark</b>	School vs District	School vs Province	<b>Public Exam Mark</b>	School vs District	School vs Province	<b>Final Mark</b>	School vs District	School vs Province
<b><u>Average Score</u></b>									
School	<b>44.9</b>						<b>44.9</b>		
District	48.9	q	q				48.9	q	q
Province	53.7						53.7		
<b><u>Percent of Passes</u></b>									
School	<b>75.0</b>						<b>75.0</b>		
District	83.3	q	q				83.3	q	q
Province	82.3						82.3		

**Average Scores**



**Percent Passes**



\* Data from the High School Certification System. The results from supplementary courses are not reflected in these results. All students obtaining a score of 48 or 49 on the final mark, were adjusted to 50 and are reflected in the Final Mark column.



## High School Course Results 2002-03

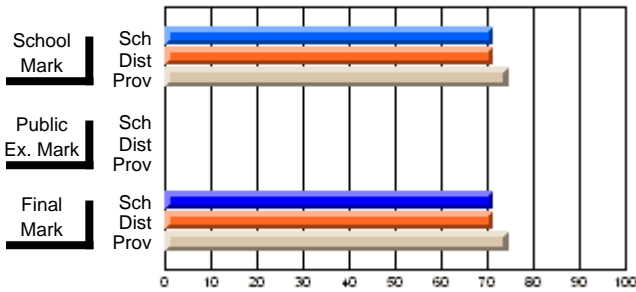
District 9 - Avalon West

#249 - Ascension Collegiate, Bay Roberts

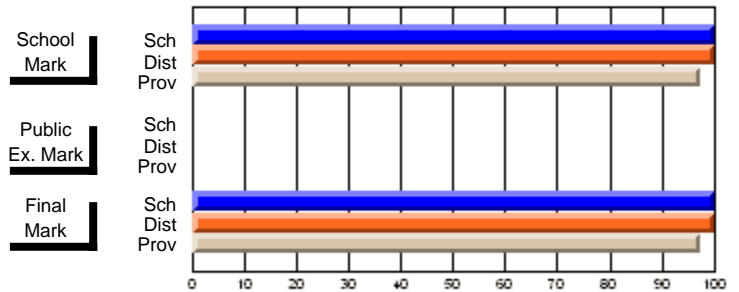
Grades: 10-12

Course: EUROPEAN HISTORY AP 4225			
# students in course: 15			
	<b>School Mark</b>	School vs District	School vs Province
<b>Average Score</b>	<b>71.3</b>		
School	71.3	P	Q
District	71.3		
Province	74.5		
<b>Percent of Passes</b>			
School	<b>100.0</b>		
District	100.0	P	P
Province	97.3		

**Average Scores**



**Percent Passes**



\* Data from the High School Certification System. The results from supplementary courses are not reflected in these results. All students obtaining a score of 48 or 49 on the final mark, were adjusted to 50 and are reflected in the Final Mark column.



**High School Course Results  
2002-03**

District 9 - Avalon West

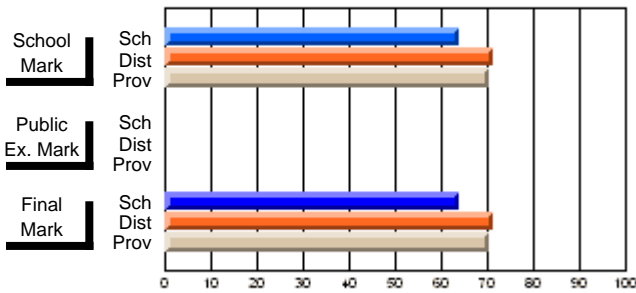
#249 - Ascension Collegiate, Bay Roberts

Grades: 10-12

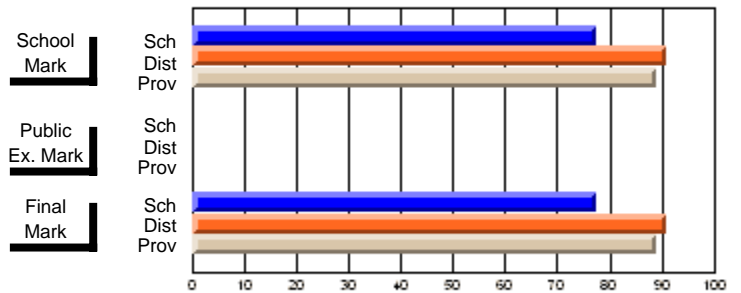
**Subject: Guidance**

Course: CAREER EXPLORATION 1101											
# students in course: 53											
		<b>School Mark</b>	School vs District	School vs Province			<b>Public Exam Mark</b>	School vs District	School vs Province		
<u><b>Average Score</b></u>											
School		<b>63.7</b>								<b>63.7</b>	
District		71.3	q	q						71.3	q q
Province		70.2								70.2	
<u><b>Percent of Passes</b></u>											
School		<b>77.4</b>								<b>77.4</b>	
District		91.1	q	q						91.1	q q
Province		88.9								88.9	

**Average Scores**



**Percent Passes**



\* Data from the High School Certification System. The results from supplementary courses are not reflected in these results. All students obtaining a score of 48 or 49 on the final mark, were adjusted to 50 and are reflected in the Final Mark column.



## High School Course Results 2002-03

District 9 - Avalon West

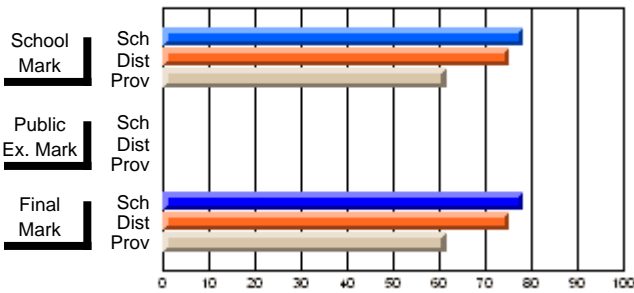
#249 - Ascension Collegiate, Bay Roberts

Grades: 10-12

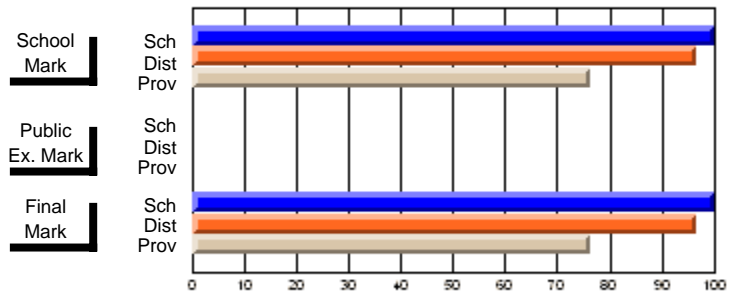
**Subject: Media**

Course: MEDIA AND SOCIETY 3122									
# students in course: 14									
	<b>School Mark</b>	School vs District	School vs Province	<b>Public Exam Mark</b>	School vs District	School vs Province	<b>Final Mark</b>	School vs District	School vs Province
<b><u>Average Score</u></b>	<b>78.1</b>						<b>78.1</b>		
School	78.1						78.1		
District	75.1	P	P				75.1	P	P
Province	61.5						61.5		
<b><u>Percent of Passes</u></b>	<b>100.0</b>						<b>100.0</b>		
School	100.0						100.0		
District	96.6	P	P				96.6	P	P
Province	76.4						76.4		

**Average Scores**



**Percent Passes**



\* Data from the High School Certification System. The results from supplementary courses are not reflected in these results. All students obtaining a score of 48 or 49 on the final mark, were adjusted to 50 and are reflected in the Final Mark column.



## High School Course Results 2002-03

District 9 - Avalon West

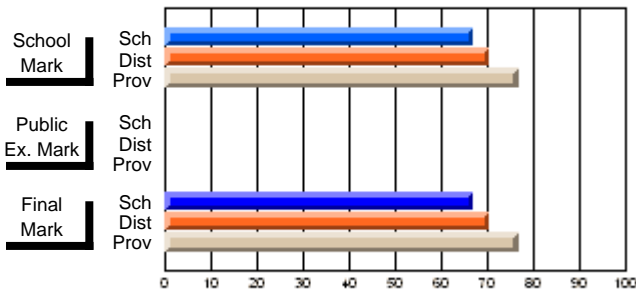
#249 - Ascension Collegiate, Bay Roberts

Grades: 10-12

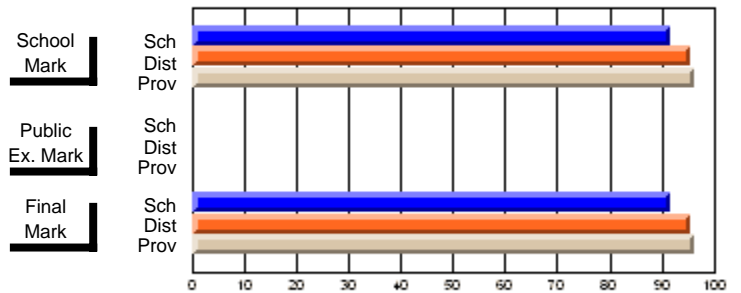
**Subject: Cooperative Education**

Course: COOPERATIVE EDUCATION 1100									
# students in course: 12									
	<b>School Mark</b>	School vs District	School vs Province	<b>Public Exam Mark</b>	School vs District	School vs Province	<b>Final Mark</b>	School vs District	School vs Province
<b><u>Average Score</u></b>	<b>67.1</b>						<b>67.1</b>		
School	70.4	q	q				70.4	q	q
District	76.7						76.7		
Province									
<b><u>Percent of Passes</u></b>	<b>91.7</b>						<b>91.7</b>		
School	95.5	q	q				95.5	q	q
District	96.3						96.3		
Province									

**Average Scores**



**Percent Passes**



\* Data from the High School Certification System. The results from supplementary courses are not reflected in these results. All students obtaining a score of 48 or 49 on the final mark, were adjusted to 50 and are reflected in the Final Mark column.





## High School Course Results 2002-03

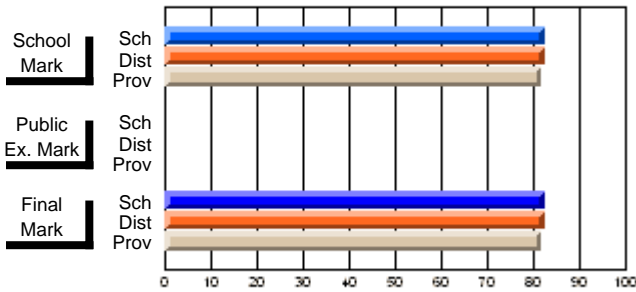
District 9 - Avalon West

#249 - Ascension Collegiate, Bay Roberts

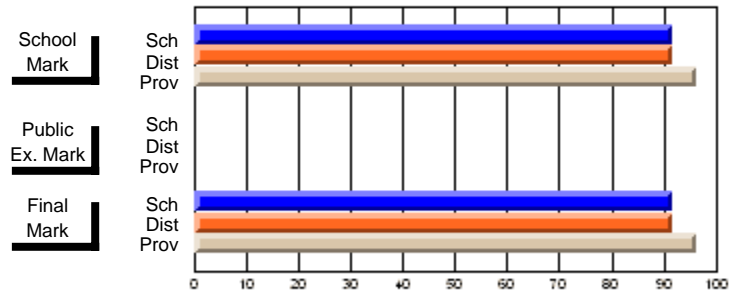
Grades: 10-12

Course: COOPERATIVE EDUCATION 3220			
# students in course: 12			
	<b>School Mark</b>	School vs District	School vs Province
<b>Average Score</b>	<b>82.3</b>		
School	82.3	P	P
District	82.3		
Province	81.8		
<b>Percent of Passes</b>			
School	<b>91.7</b>		
District	91.7	P	Q
Province	96.2		

**Average Scores**



**Percent Passes**



\* Data from the High School Certification System. The results from supplementary courses are not reflected in these results. All students obtaining a score of 48 or 49 on the final mark, were adjusted to 50 and are reflected in the Final Mark column.



# High School Course Results 2002-03

District 9 - Avalon West

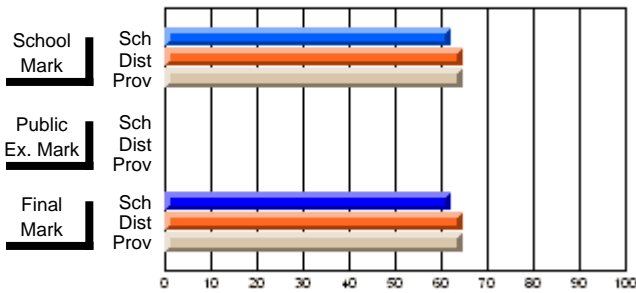
#249 - Ascension Collegiate, Bay Roberts

Grades: 10-12

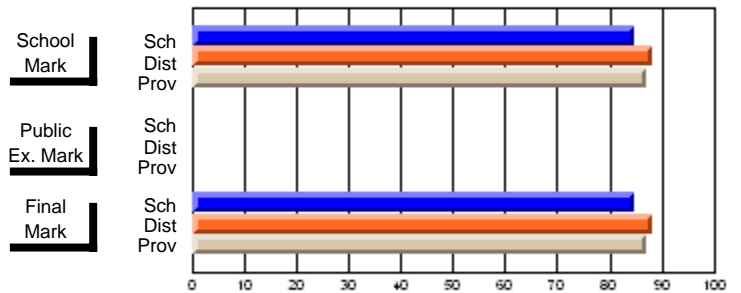
**Subject: Science**

Course: BIOLOGY 2201								
# students in course: 91								
	<b>School Mark</b>	School vs District	School vs Province		<b>Public Exam Mark</b>	School vs District	School vs Province	
<b><u>Average Score</u></b>	<b>61.9</b>							
School	61.9							
District	64.5	q	q					
Province	64.5							
<b><u>Percent of Passes</u></b>	<b>84.6</b>							
School	84.6							
District	88.3	q	q					
Province	86.9							
	<b>61.9</b>							
	64.5	q	q					
	64.5							
	<b>84.6</b>							
	88.3	q	q					
	86.9							

**Average Scores**



**Percent Passes**



\* Data from the High School Certification System. The results from supplementary courses are not reflected in these results. All students obtaining a score of 48 or 49 on the final mark, were adjusted to 50 and are reflected in the Final Mark column.



## High School Course Results 2002-03

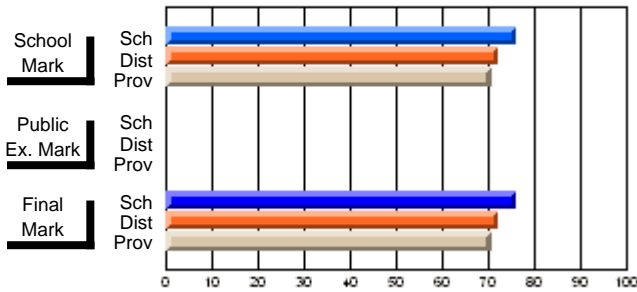
District 9 - Avalon West

#249 - Ascension Collegiate, Bay Roberts

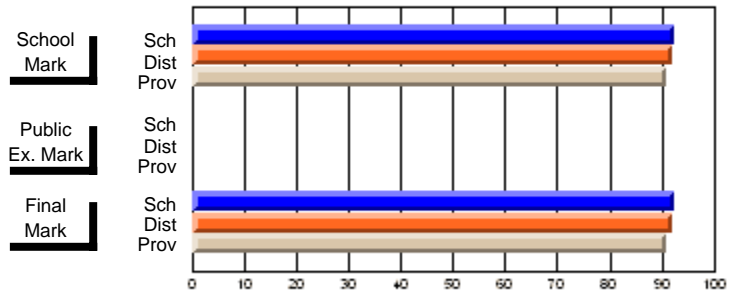
Grades: 10-12

<b>Course: CHEMISTRY 2202</b>						
# students in course: 93						
	<b>School Mark</b>	School vs District	School vs Province	<b>Public Exam Mark</b>	School vs District	School vs Province
<b>Average Score</b>	<b>76.0</b>					
School	76.0					
District	71.9	P	P			
Province	70.6					
<b>Percent of Passes</b>						
School	<b>92.5</b>					
District	92.0	P	P			
Province	91.1					
				<b>Final Mark</b>	School vs District	School vs Province
				<b>76.0</b>		
				76.0	P	P
				71.9		
				70.6		
				92.5		
				92.0	P	P
				91.1		

**Average Scores**



**Percent Passes**



\* Data from the High School Certification System. The results from supplementary courses are not reflected in these results. All students obtaining a score of 48 or 49 on the final mark, were adjusted to 50 and are reflected in the Final Mark column.



## High School Course Results 2002-03

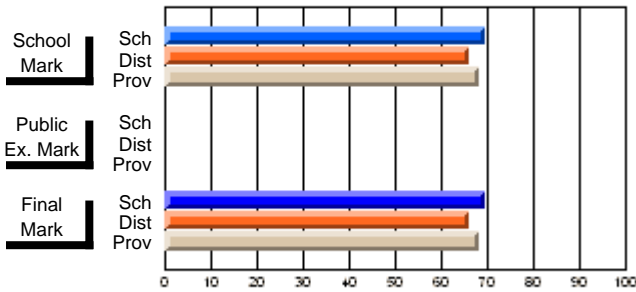
District 9 - Avalon West

#249 - Ascension Collegiate, Bay Roberts

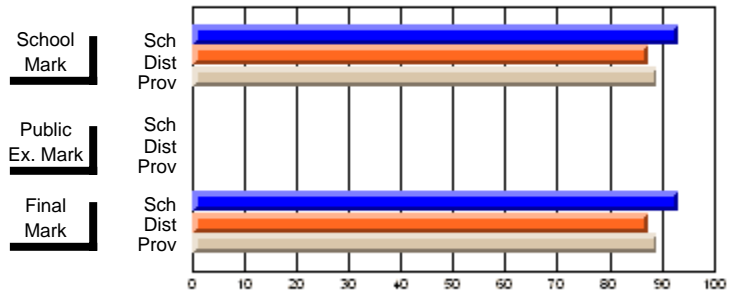
Grades: 10-12

Course: PHYSICS 2204														
# students in course: 61														
		<b>School Mark</b>	School vs District	School vs Province			<b>Public Exam Mark</b>	School vs District	School vs Province			<b>Final Mark</b>	School vs District	School vs Province
<b>Average Score</b>		<b>69.7</b>										<b>69.7</b>		
School		66.2	P	P								66.2	P	P
District		68.3										68.3		
Province														
<b>Percent of Passes</b>		<b>93.4</b>										<b>93.4</b>		
School		87.6	P	P								87.6	P	P
District		89.2										89.2		
Province														

**Average Scores**



**Percent Passes**



\* Data from the High School Certification System. The results from supplementary courses are not reflected in these results. All students obtaining a score of 48 or 49 on the final mark, were adjusted to 50 and are reflected in the Final Mark column.



**High School Course Results  
2002-03**

District 9 - Avalon West

#249 - Ascension Collegiate, Bay Roberts

Grades: 10-12

**Subject: English Language**

Course: ENGLISH LANGUAGE ARTS(M) 1262				School data has 5 or fewer students. Data withheld for reasons of confidentiality.					
# students in course: 1	<b>School Mark</b>	School vs District	School vs Province	<b>Public Exam Mark</b>	School vs District	School vs Province	<b>Final Mark</b>	School vs District	School vs Province
<b>Average Score</b>									
School									
District	57.0	P	P				57.0	P	P
Province	54.2						54.2		
<b>Percent of Passes</b>									
School									
District	100.0	P	P				100.0	P	P
Province	75.0						75.0		

\* Data from the High School Certification System. The results from supplementary courses are not reflected in these results. All students obtaining a score of 48 or 49 on the final mark, were adjusted to 50 and are reflected in the Final Mark column.



## High School Course Results 2002-03

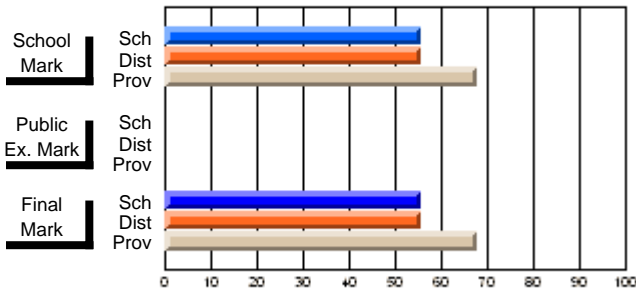
District 9 - Avalon West

#249 - Ascension Collegiate, Bay Roberts

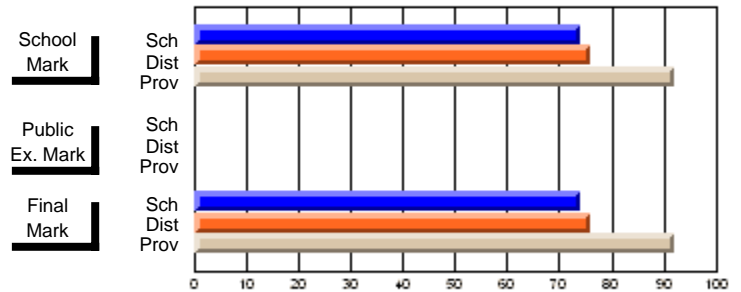
Grades: 10-12

Course: CANADIAN LITERATURE 2204			
# students in course: 27			
	School Mark	School vs District	School vs Province
<b>Average Score</b>	<b>55.5</b>		
School	55.5	P	Q
District	67.8		
Province			
<b>Percent of Passes</b>	<b>74.1</b>		
School	74.1		
District	75.9	Q	Q
Province	92.0		

**Average Scores**



**Percent Passes**



\* Data from the High School Certification System. The results from supplementary courses are not reflected in these results. All students obtaining a score of 48 or 49 on the final mark, were adjusted to 50 and are reflected in the Final Mark column.



**High School Course Results  
2002-03**

District 9 - Avalon West

#249 - Ascension Collegiate, Bay Roberts

Grades: 10-12

Course: ENGLISH(M) 2262				School data has 5 or fewer students. Data withheld for reasons of confidentiality.			
# students in course: 1				<b>Public Exam Mark</b>		<b>Final Mark</b>	
	<b>School Mark</b>	School vs District	School vs Province	School vs District	School vs Province	School vs District	School vs Province
<b>Average Score</b>							
School							
District	44.0	P	Q			44.0	P Q
Province	53.3					53.3	
<b>Percent of Passes</b>							
School							
District	0.0	P	Q			0.0	P Q
Province	78.9					78.9	

\* Data from the High School Certification System. The results from supplementary courses are not reflected in these results. All students obtaining a score of 48 or 49 on the final mark, were adjusted to 50 and are reflected in the Final Mark column.



High School Course Results  
2002-03

District 9 - Avalon West

#249 - Ascension Collegiate, Bay Roberts

Grades: 10-12

---

\* Data from the High School Certification System. The results from supplementary courses are not reflected in these results. All students obtaining a score of 48 or 49 on the final mark, were adjusted to 50 and are reflected in the Final Mark column.

Modification Time: 3:57:46PM

Modification Date: 2/27/2006

Source: Evaluation & Research





**High School Course Results  
2002-03**

**Subject: English Literature**

Course: FOLK LITERATURE 3203				School data has 5 or fewer students. Data withheld for reasons of confidentiality.					
# students in course: 1	<b>School Mark</b>	School vs District	School vs Province	<b>Public Exam Mark</b>	School vs District	School vs Province	<b>Final Mark</b>	School vs District	School vs Province
<b><u>Average Score</u></b>									
School									
District	64.0	P	P				64.0	P	P
Province	59.9						59.9		
<b><u>Percent of Passes</u></b>									
School									
District	90.3	P	P				90.3	P	P
Province	84.7						84.8		

\* Data from the High School Certification System. The results from supplementary courses are not reflected in these results. All students obtaining a score of 48 or 49 on the final mark, were adjusted to 50 and are reflected in the Final Mark column.



**High School Course Results  
2002-03**

**Subject: Science**

Course: SCIENCE 1206		School data has 5 or fewer students. Data withheld for reasons of confidentiality.							
# students in course: 1									
	<b>School Mark</b>	School vs District	School vs Province	<b>Public Exam Mark</b>	School vs District	School vs Province	<b>Final Mark</b>	School vs District	School vs Province
<b><u>Average Score</u></b>									
School									
District	66.7	q	q				66.7	q	q
Province	66.5						66.5		
<b><u>Percent of Passes</u></b>									
School									
District	88.5	p	p				88.6	p	p
Province	88.3						88.3		

\* Data from the High School Certification System. The results from supplementary courses are not reflected in these results. All students obtaining a score of 48 or 49 on the final mark, were adjusted to 50 and are reflected in the Final Mark column.



**High School Course Results  
2002-03**

**Subject: Social Studies**

Course: GLOBAL ISSUES 3205		School data has 5 or fewer students. Data withheld for reasons of confidentiality.							
# students in course: 1	<b>School Mark</b>	School vs District	School vs Province	<b>Public Exam Mark</b>	School vs District	School vs Province	<b>Final Mark</b>	School vs District	School vs Province
<b><u>Average Score</u></b>									
School									
District	73.2	q	q				73.2	q	q
Province	69.8						69.8		
<b><u>Percent of Passes</u></b>									
School									
District	95.6	p	p				95.6	p	p
Province	92.2						92.2		

\* Data from the High School Certification System. The results from supplementary courses are not reflected in these results. All students obtaining a score of 48 or 49 on the final mark, were adjusted to 50 and are reflected in the Final Mark column.



High School Course Results  
2002-03

---

\* Data from the High School Certification System. The results from supplementary courses are not reflected in these results. All students obtaining a score of 48 or 49 on the final mark, were adjusted to 50 and are reflected in the Final Mark column.

Modification Time: 3:57:46PM

Modification Date: 2/27/2006

Source: Evaluation & Research



## High School Course Results 2002-03

District 9 - Avalon West

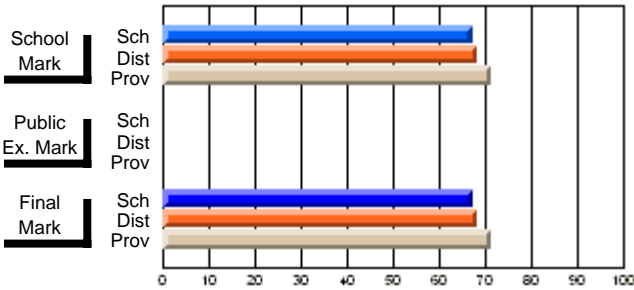
#253 - Carbonear Collegiate, Carbonear

Grades: 10-12

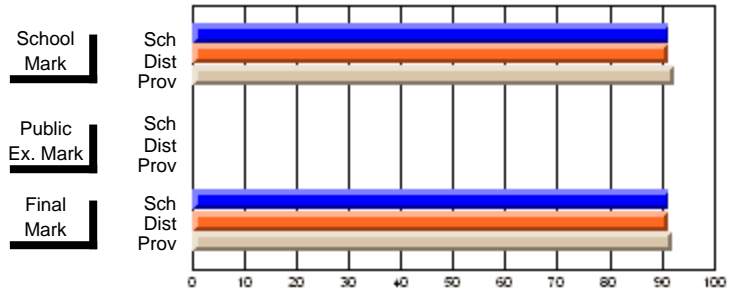
**Subject: Art**

Course: ART TECHNOLOGIES 1201			
# students in course: 47			
	<b>School Mark</b>	School vs District	School vs Province
<b><u>Average Score</u></b>			
School	<b>67.1</b>		
District	68.0	q	q
Province	71.4		
<b><u>Percent of Passes</u></b>			
School	<b>91.5</b>		
District	91.3	p	q
Province	92.3		

**Average Scores**



**Percent Passes**



\* Data from the High School Certification System. The results from supplementary courses are not reflected in these results. All students obtaining a score of 48 or 49 on the final mark, were adjusted to 50 and are reflected in the Final Mark column.



## High School Course Results 2002-03

District 9 - Avalon West

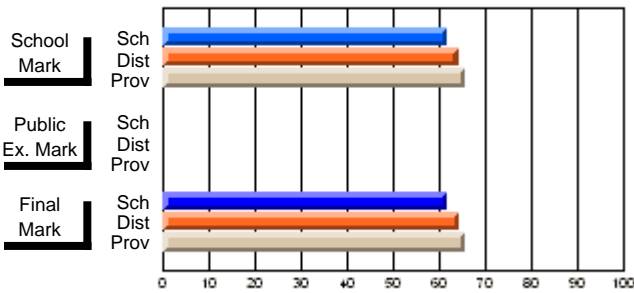
#253 - Carbonear Collegiate, Carbonear

Grades: 10-12

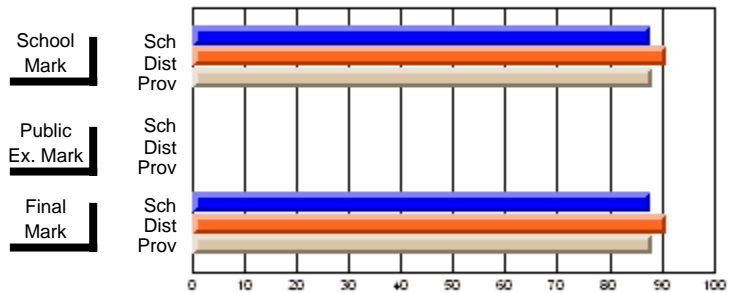
**Subject: Enterprise Education**

Course: CONSUMER STUDIES 1202									
# students in course: 33									
	<b>School Mark</b>	School vs District	School vs Province	<b>Public Exam Mark</b>	School vs District	School vs Province	<b>Final Mark</b>	School vs District	School vs Province
<b><u>Average Score</u></b>	<b>61.6</b>						<b>61.6</b>		
School	61.6						61.6		
District	64.1	q	q				64.2	q	q
Province	65.6						65.6		
<b><u>Percent of Passes</u></b>	<b>87.9</b>						<b>87.9</b>		
School	87.9						87.9		
District	90.9	q	q				91.0	q	q
Province	88.2						88.3		

**Average Scores**



**Percent Passes**



\* Data from the High School Certification System. The results from supplementary courses are not reflected in these results. All students obtaining a score of 48 or 49 on the final mark, were adjusted to 50 and are reflected in the Final Mark column.



## High School Course Results 2002-03

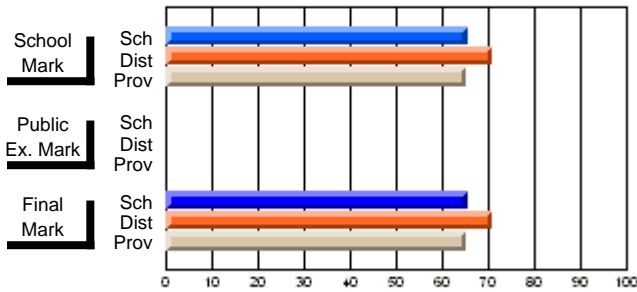
District 9 - Avalon West

#253 - Carbonear Collegiate, Carbonear

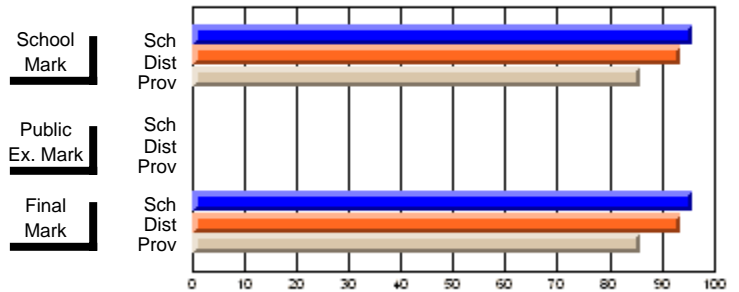
Grades: 10-12

<b>Course: CANADIAN ECONOMY 2203</b>						
# students in course: 25						
	<b>School Mark</b>	School vs District	School vs Province	<b>Public Exam Mark</b>	School vs District	School vs Province
<b>Average Score</b>	<b>65.4</b>					
School	65.4					
District	70.7	q	P			
Province	65.1					
<b>Percent of Passes</b>						
School	<b>96.0</b>					
District	93.8	P	P			
Province	85.8					

**Average Scores**



**Percent Passes**



\* Data from the High School Certification System. The results from supplementary courses are not reflected in these results. All students obtaining a score of 48 or 49 on the final mark, were adjusted to 50 and are reflected in the Final Mark column.



## High School Course Results 2002-03

District 9 - Avalon West

#253 - Carbonear Collegiate, Carbonear

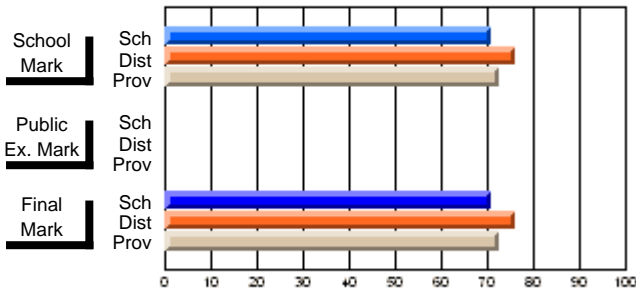
Grades: 10-12

Course: ENTERPRISE 3205			
# students in course: 155			
	<b>School Mark</b>	School vs District	School vs Province
<b>Average Score</b>	<b>70.9</b>		
School	70.9		
District	76.2	q	q
Province	72.6		
<b>Percent of Passes</b>			
School	<b>89.7</b>		
District	94.7	q	q
Province	91.7		

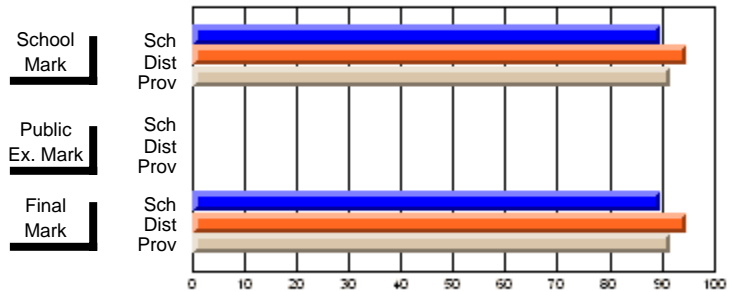
  

	<b>Public Exam Mark</b>	School vs District	School vs Province
<b>Final Mark</b>	<b>70.9</b>		
School	70.9		
District	76.2	q	q
Province	72.6		

**Average Scores**



**Percent Passes**



\* Data from the High School Certification System. The results from supplementary courses are not reflected in these results. All students obtaining a score of 48 or 49 on the final mark, were adjusted to 50 and are reflected in the Final Mark column.





## High School Course Results 2002-03

District 9 - Avalon West

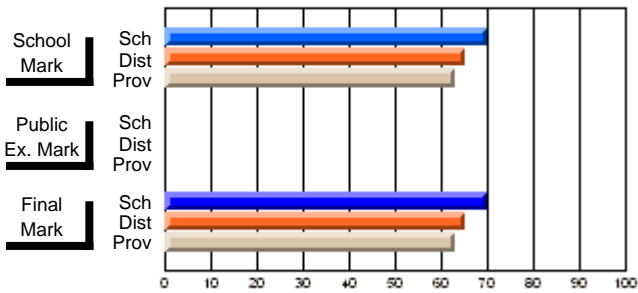
#253 - Carbonear Collegiate, Carbonear

Grades: 10-12

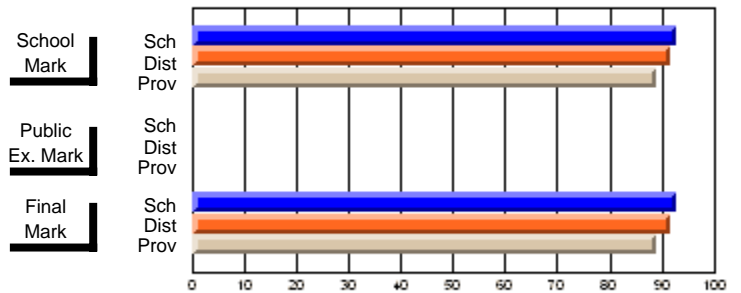
### Subject: English Language

Course: ENGLISH 1200									
# students in course: 28									
	<b>School Mark</b>	School vs District	School vs Province	<b>Public Exam Mark</b>	School vs District	School vs Province	<b>Final Mark</b>	School vs District	School vs Province
<b><u>Average Score</u></b>									
School	69.9						69.9		
District	65.0	P	P				65.1	P	P
Province	62.9						62.9		
<b><u>Percent of Passes</u></b>									
School	92.9						92.9		
District	91.8	P	P				91.8	P	P
Province	88.9						88.9		

**Average Scores**



**Percent Passes**



\* Data from the High School Certification System. The results from supplementary courses are not reflected in these results. All students obtaining a score of 48 or 49 on the final mark, were adjusted to 50 and are reflected in the Final Mark column.



**High School Course Results  
2002-03**

District 9 - Avalon West

#253 - Carbonear Collegiate, Carbonear

Grades: 10-12

Course: ENGLISH 1201				School data has 5 or fewer students. Data withheld for reasons of confidentiality.			
# students in course: 2				<b>Public Exam Mark</b>		<b>Final Mark</b>	
	<b>School Mark</b>	School vs District	School vs Province	School vs District	School vs Province	School vs District	School vs Province
<b>Average Score</b>							
School							
District	67.5	P	P			67.5	P
Province	66.6					66.6	P
<b>Percent of Passes</b>							
School							
District	92.9	P	P			92.9	P
Province	90.3					90.3	P

\* Data from the High School Certification System. The results from supplementary courses are not reflected in these results. All students obtaining a score of 48 or 49 on the final mark, were adjusted to 50 and are reflected in the Final Mark column.



## High School Course Results 2002-03

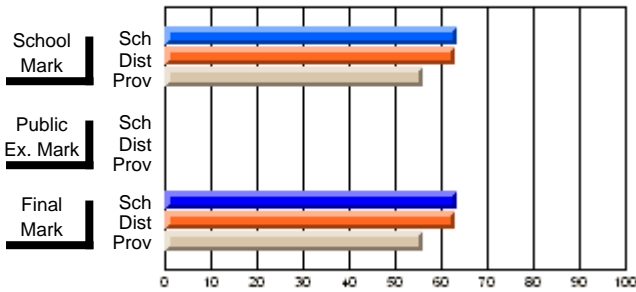
District 9 - Avalon West

#253 - Carbonear Collegiate, Carbonear

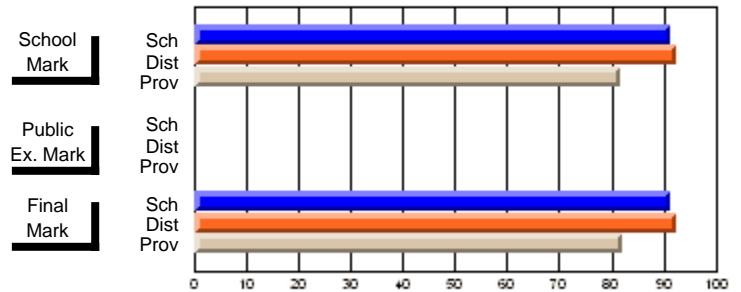
Grades: 10-12

Course: ENGLISH 1202						
# students in course: 34						
	<b>School Mark</b>	School vs District	School vs Province	<b>Public Exam Mark</b>	School vs District	School vs Province
<b><u>Average Score</u></b>	<b>63.6</b>					
School	63.6					
District	63.2	P	P			
Province	56.0					
<b><u>Percent of Passes</u></b>						
School	<b>91.2</b>					
District	92.6	Q	P			
Province	81.9					
				<b>Final Mark</b>	School vs District	School vs Province
				<b>63.6</b>		
				63.2	P	P
				56.0		
				<b>91.2</b>		
				92.6	Q	P
				82.0		

**Average Scores**



**Percent Passes**



\* Data from the High School Certification System. The results from supplementary courses are not reflected in these results. All students obtaining a score of 48 or 49 on the final mark, were adjusted to 50 and are reflected in the Final Mark column.



**High School Course Results  
2002-03**

District 9 - Avalon West

#253 - Carbonear Collegiate, Carbonear

Grades: 10-12

Course: ENGLISH 2201				School data has 5 or fewer students. Data withheld for reasons of confidentiality.			
# students in course: 2				<b>Public Exam Mark</b>		<b>Final Mark</b>	
	<b>School Mark</b>	School vs District	School vs Province	School vs District	School vs Province	School vs District	School vs Province
<b>Average Score</b>							
School							
District	67.9	q	q			67.9	q
Province	67.6					67.6	q
<b>Percent of Passes</b>							
School							
District	93.8	q	q			93.8	q
Province	92.3					92.3	

\* Data from the High School Certification System. The results from supplementary courses are not reflected in these results. All students obtaining a score of 48 or 49 on the final mark, were adjusted to 50 and are reflected in the Final Mark column.



## High School Course Results 2002-03

District 9 - Avalon West

#253 - Carbonear Collegiate, Carbonear

Grades: 10-12

Course: ENGLISH 2202			
# students in course: 41			
	School Mark	School vs District	School vs Province
<b>Average Score</b>	<b>63.9</b>		
School	63.9		
District	64.3	q	P
Province	58.8		
<b>Percent of Passes</b>	<b>87.8</b>		
School	87.8		
District	92.5	q	P
Province	86.2		

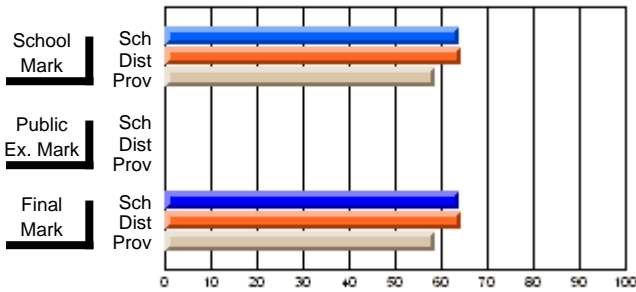
  

	Public Exam Mark	School vs District	School vs Province
<b>Public Exam Mark</b>			
School			
District			
Province			

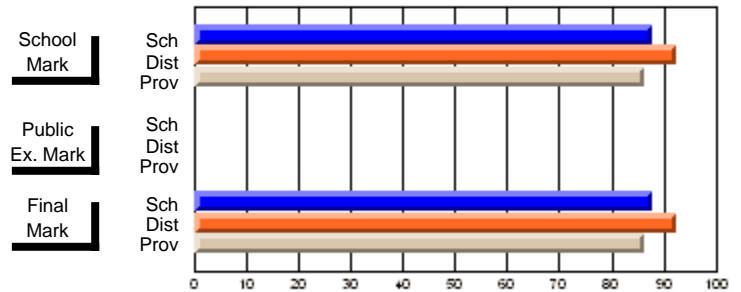
  

	Final Mark	School vs District	School vs Province
<b>Final Mark</b>	<b>63.9</b>		
School	63.9		
District	64.4	q	P
Province	58.8		
<b>Percent of Passes</b>	<b>87.8</b>		
School	87.8		
District	92.5	q	P
Province	86.2		

**Average Scores**



**Percent Passes**



\* Data from the High School Certification System. The results from supplementary courses are not reflected in these results. All students obtaining a score of 48 or 49 on the final mark, were adjusted to 50 and are reflected in the Final Mark column.



## High School Course Results 2002-03

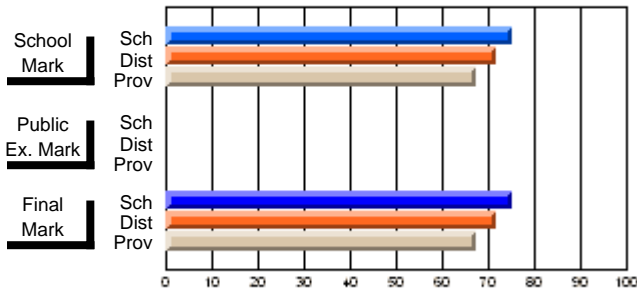
District 9 - Avalon West

#253 - Carbonear Collegiate, Carbonear

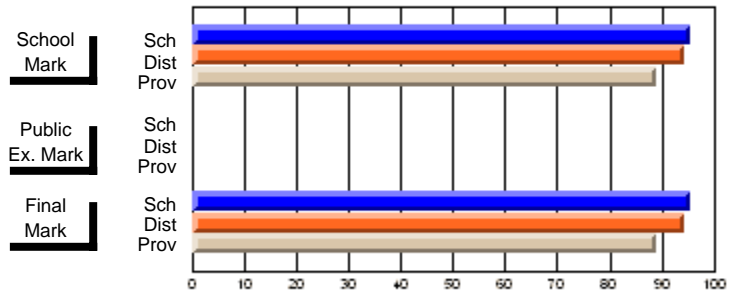
Grades: 10-12

Course: WRITING 2203						
# students in course: 181						
	<b>School Mark</b>	School vs District	School vs Province	<b>Public Exam Mark</b>	School vs District	School vs Province
<b>Average Score</b>	<b>75.2</b>					
School	71.6	P	P			
District	67.4				P	P
Province						
<b>Percent of Passes</b>	<b>95.6</b>					
School	94.4	P	P		P	P
District	89.0				P	P
Province						

**Average Scores**



**Percent Passes**



\* Data from the High School Certification System. The results from supplementary courses are not reflected in these results. All students obtaining a score of 48 or 49 on the final mark, were adjusted to 50 and are reflected in the Final Mark column.



# High School Course Results 2002-03

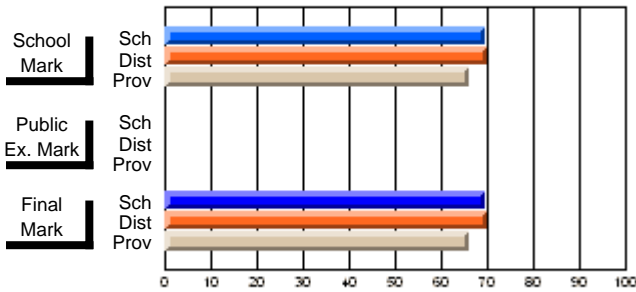
District 9 - Avalon West

#253 - Carbonear Collegiate, Carbonear

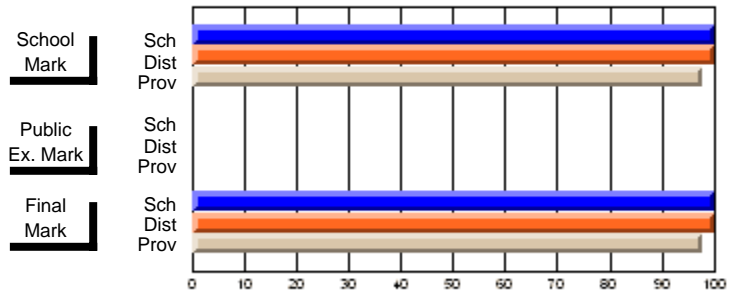
Grades: 10-12

Course: ENGLISH 3212					
# students in course: 59					
	<b>School Mark</b>	School vs District	School vs Province		
<b>Average Score</b>	<b>69.5</b>				
School	69.5				
District	69.9	q	P		
Province	65.9				
<b>Percent of Passes</b>	<b>100.0</b>				
School	100.0				
District	100.0	P	P		
Province	98.0				

**Average Scores**



**Percent Passes**



\* Data from the High School Certification System. The results from supplementary courses are not reflected in these results. All students obtaining a score of 48 or 49 on the final mark, were adjusted to 50 and are reflected in the Final Mark column.



## High School Course Results 2002-03

District 9 - Avalon West

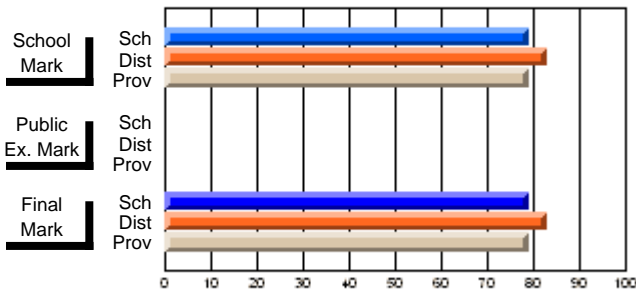
#253 - Carbonear Collegiate, Carbonear

Grades: 10-12

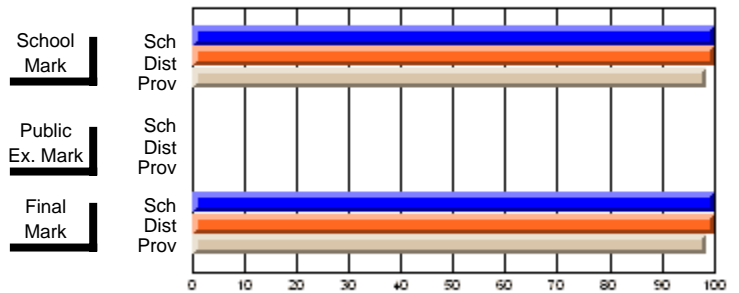
### Subject: English Literature

Course: LITERATURE/COMPOSITION AP 4222								
# students in course: 7								
	<b>School Mark</b>	School vs District	School vs Province		<b>Public Exam Mark</b>	School vs District	School vs Province	
<b><u>Average Score</u></b>	<b>78.9</b>							
School	82.8	q	p					
District	78.9							
Province								
<b><u>Percent of Passes</u></b>	<b>100.0</b>							
School	100.0	p	p					
District	98.7							
Province								

**Average Scores**



**Percent Passes**



\* Data from the High School Certification System. The results from supplementary courses are not reflected in these results. All students obtaining a score of 48 or 49 on the final mark, were adjusted to 50 and are reflected in the Final Mark column.





## High School Course Results 2002-03

District 9 - Avalon West

#253 - Carbonear Collegiate, Carbonear

Grades: 10-12

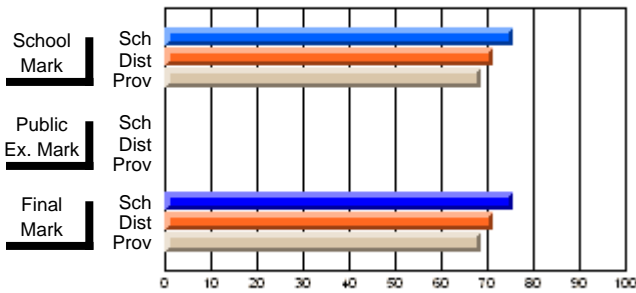
### Subject: Family Studies

Course: FAMILY LIVING 2200			
# students in course: 141			
	School Mark	School vs District	School vs Province
<b>Average Score</b>			
School	75.5		
District	71.1	P	P
Province	68.5		
<b>Percent of Passes</b>			
School	92.2		
District	92.5	Q	P
Province	89.4		

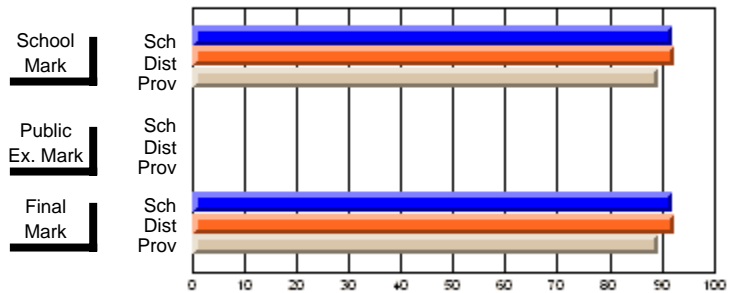
  

	Public Exam Mark	School vs District	School vs Province
<b>Final Mark</b>			
School	75.5		
District	71.1	P	P
Province	68.5		
School	92.2		
District	92.5	Q	P
Province	89.5		

**Average Scores**



**Percent Passes**



\* Data from the High School Certification System. The results from supplementary courses are not reflected in these results. All students obtaining a score of 48 or 49 on the final mark, were adjusted to 50 and are reflected in the Final Mark column.



## High School Course Results 2002-03

District 9 - Avalon West

#253 - Carbonear Collegiate, Carbonear

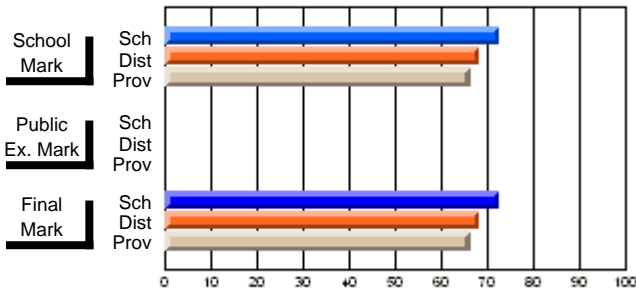
Grades: 10-12

Course: NUTRITION 3100			
# students in course: 87			
	School Mark	School vs District	School vs Province
<b>Average Score</b>	<b>72.5</b>		
School	68.1	P	P
District	66.3		
Province			
<b>Percent of Passes</b>	<b>94.3</b>		
School	89.8	P	P
District	85.6		
Province			

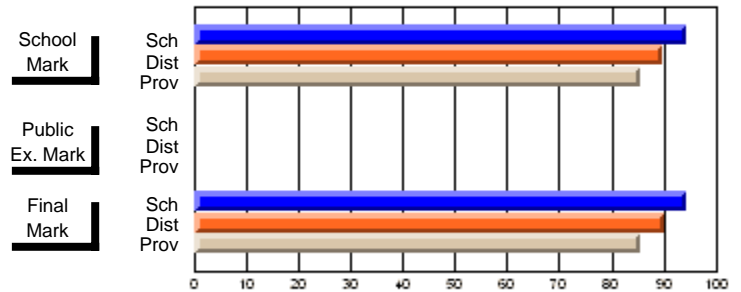
  

	Public Exam Mark	School vs District	School vs Province
<b>Final Mark</b>	<b>72.5</b>		
School	68.1	P	P
District	66.3		
Province			

**Average Scores**



**Percent Passes**



\* Data from the High School Certification System. The results from supplementary courses are not reflected in these results. All students obtaining a score of 48 or 49 on the final mark, were adjusted to 50 and are reflected in the Final Mark column.



## High School Course Results 2002-03

District 9 - Avalon West

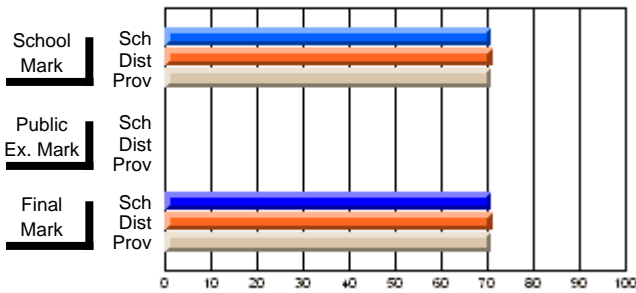
#253 - Carbonear Collegiate, Carbonear

Grades: 10-12

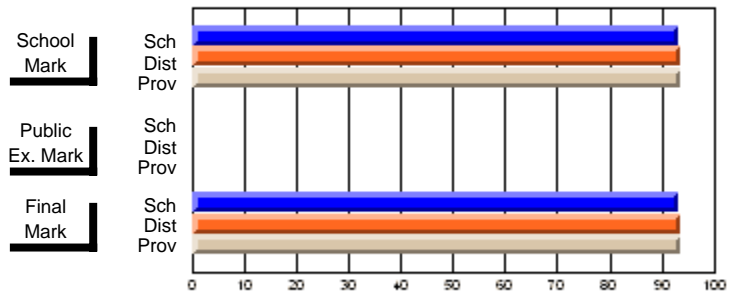
**Subject: French**

Course: FRENCH 2200						
# students in course: 75						
	<b>School Mark</b>	School vs District	School vs Province	<b>Public Exam Mark</b>	School vs District	School vs Province
<b><u>Average Score</u></b>						
School	<b>71.0</b>					
District	71.0	q	p		q	p
Province	70.9					
<b><u>Percent of Passes</u></b>						
School	<b>93.3</b>					
District	93.5	q	q		q	q
Province	93.8					

**Average Scores**



**Percent Passes**



\* Data from the High School Certification System. The results from supplementary courses are not reflected in these results. All students obtaining a score of 48 or 49 on the final mark, were adjusted to 50 and are reflected in the Final Mark column.



## High School Course Results 2002-03

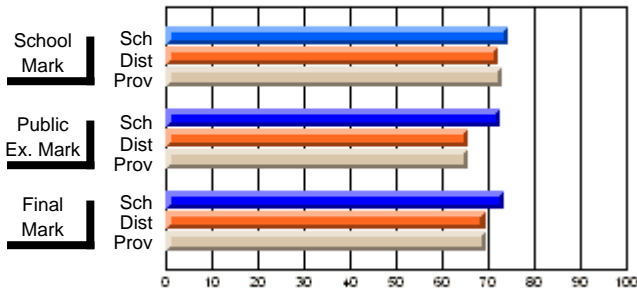
District 9 - Avalon West

#253 - Carbonear Collegiate, Carbonear

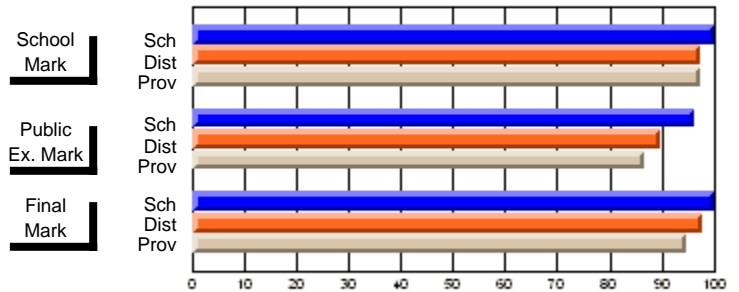
Grades: 10-12

Course: FRENCH 3200			
# students in course: 28			
	<b>School Mark</b>	School vs District	School vs Province
<b>Average Score</b>	<b>74.1</b>		
School	72.2	P	P
District			
Province	73.1		
<b>Percent of Passes</b>			
School	<b>100.0</b>		
District	97.4	P	P
Province	97.4		
	<b>Public Exam Mark</b>	School vs District	School vs Province
	<b>72.4</b>		
School	65.6	P	P
District			
Province	65.7		
	<b>Final Mark</b>	School vs District	School vs Province
	<b>73.5</b>		
School	69.3	P	P
District			
Province	69.4		
	<b>100.0</b>		
School	97.9	P	P
District			
Province	94.9		

**Average Scores**



**Percent Passes**



\* Data from the High School Certification System. The results from supplementary courses are not reflected in these results. All students obtaining a score of 48 or 49 on the final mark, were adjusted to 50 and are reflected in the Final Mark column.



**High School Course Results  
2002-03**

District 9 - Avalon West

#253 - Carbonear Collegiate, Carbonear

Grades: 10-12

Course: FRENCH 3201				School data has 5 or fewer students. Data withheld for reasons of confidentiality.			
# students in course: 5				<b>Public Exam Mark</b>		<b>Final Mark</b>	
	<b>School Mark</b>	School vs District	School vs Province	School vs District	School vs Province	School vs District	School vs Province
<b>Average Score</b>							
School							
District	83.8	q	P			83.8	q P
Province	78.0					78.0	
<b>Percent of Passes</b>							
School							
District	100.0	P	P			100.0	P P
Province	98.6					98.6	

\* Data from the High School Certification System. The results from supplementary courses are not reflected in these results. All students obtaining a score of 48 or 49 on the final mark, were adjusted to 50 and are reflected in the Final Mark column.



## High School Course Results 2002-03

District 9 - Avalon West

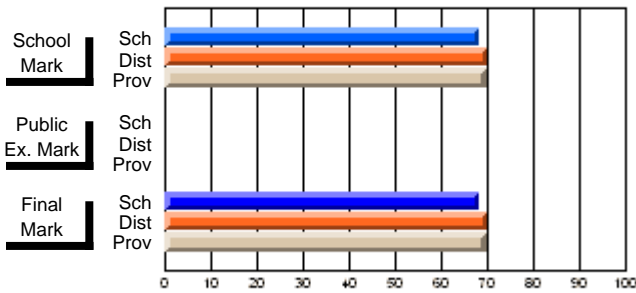
#253 - Carbonear Collegiate, Carbonear

Grades: 10-12

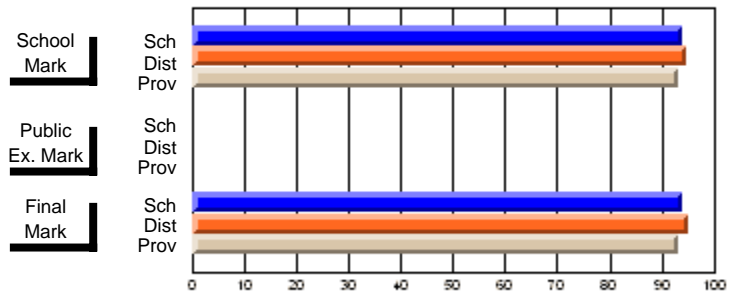
**Subject: Health**

Course: WORK PLACE SAFETY 3220									
# students in course: 119									
	<b>School Mark</b>	School vs District	School vs Province	<b>Public Exam Mark</b>	School vs District	School vs Province	<b>Final Mark</b>	School vs District	School vs Province
<b><u>Average Score</u></b>	<b>68.2</b>						<b>68.2</b>		
School	70.1	q	q				70.1	q	q
District	69.8						69.8		
Province							69.8		
<b><u>Percent of Passes</u></b>	<b>94.1</b>						<b>94.1</b>		
School	94.8	q	p				95.0	q	p
District	93.2						93.3		
Province							93.3		

**Average Scores**



**Percent Passes**



\* Data from the High School Certification System. The results from supplementary courses are not reflected in these results. All students obtaining a score of 48 or 49 on the final mark, were adjusted to 50 and are reflected in the Final Mark column.



## High School Course Results 2002-03

District 9 - Avalon West

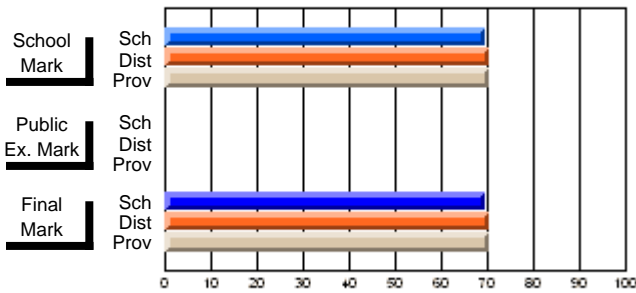
#253 - Carbonear Collegiate, Carbonear

Grades: 10-12

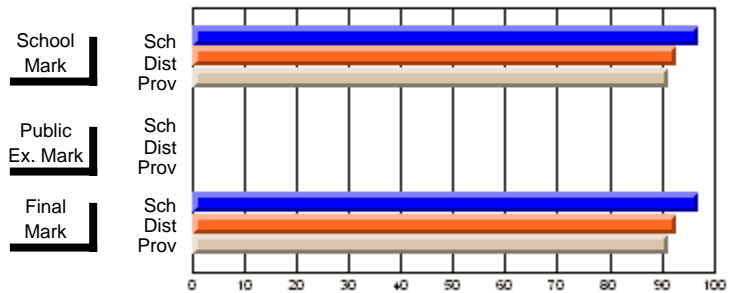
### Subject: Technology Education

Course: DESIGN TECHNOLOGY 1109									
# students in course: 71									
	<b>School Mark</b>	School vs District	School vs Province	<b>Public Exam Mark</b>	School vs District	School vs Province	<b>Final Mark</b>	School vs District	School vs Province
<b><u>Average Score</u></b>	<b>69.4</b>						<b>69.4</b>		
School	70.4	q	q				70.4	q	q
District	70.5						70.5		
Province									
<b><u>Percent of Passes</u></b>	<b>97.2</b>						<b>97.2</b>		
School	93.0	p	p				93.0	p	p
District	91.4						91.4		
Province									

**Average Scores**



**Percent Passes**



\* Data from the High School Certification System. The results from supplementary courses are not reflected in these results. All students obtaining a score of 48 or 49 on the final mark, were adjusted to 50 and are reflected in the Final Mark column.



## High School Course Results 2002-03

District 9 - Avalon West

#253 - Carbonear Collegiate, Carbonear

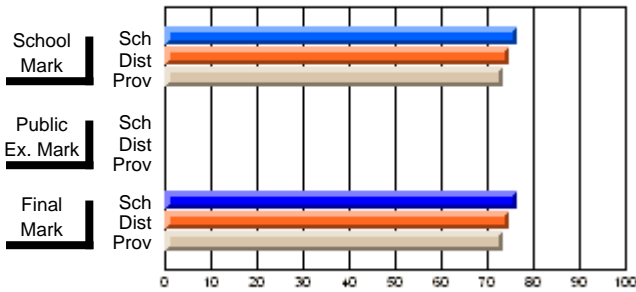
Grades: 10-12

Course: INTEGRATED SYSTEMS 1205			
# students in course: 47			
	<b>School Mark</b>	School vs District	School vs Province
<b>Average Score</b>	<b>76.3</b>		
School	76.3		
District	74.7	P	P
Province	73.5		
<b>Percent of Passes</b>			
School	<b>100.0</b>		
District	96.8	P	P
Province	95.4		

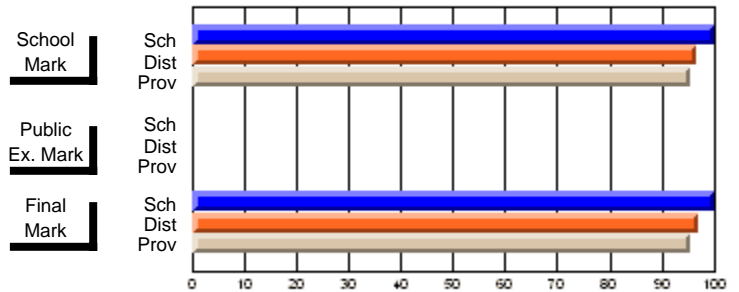
  

	<b>Public Exam Mark</b>	School vs District	School vs Province
<b>Final Mark</b>	<b>76.3</b>		
School	76.3		
District	74.7	P	P
Province	73.5		
<b>Final Mark</b>	<b>100.0</b>		
School	100.0		
District	96.9	P	P
Province	95.4		

**Average Scores**



**Percent Passes**



\* Data from the High School Certification System. The results from supplementary courses are not reflected in these results. All students obtaining a score of 48 or 49 on the final mark, were adjusted to 50 and are reflected in the Final Mark column.





## High School Course Results 2002-03

District 9 - Avalon West

#253 - Carbonear Collegiate, Carbonear

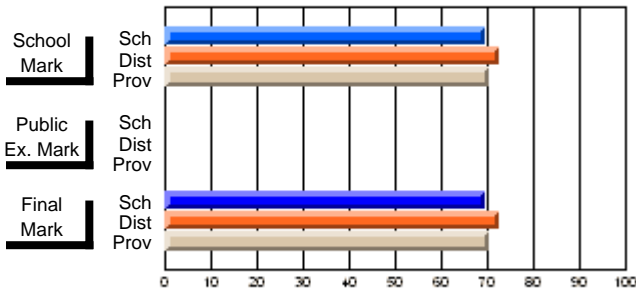
Grades: 10-12

Course: COMMUNICATIONS TECHNOLOGY 2104

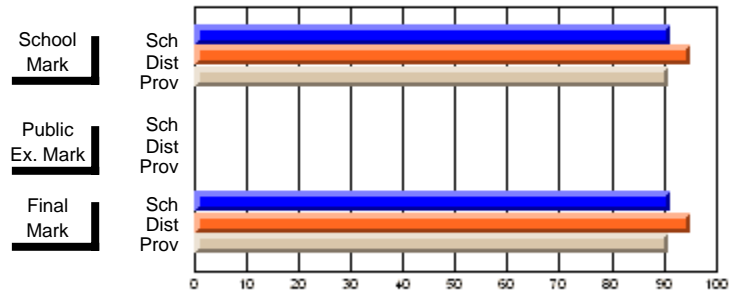
# students in course: 23

	<b>School Mark</b>	School vs District	School vs Province	<b>Public Exam Mark</b>	School vs District	School vs Province	<b>Final Mark</b>	School vs District	School vs Province
<b>Average Score</b>	<b>69.7</b>						<b>69.7</b>		
School	69.7						69.7		
District	72.6	q	q				72.6	q	q
Province	70.4						70.4		
<b>Percent of Passes</b>	<b>91.3</b>						<b>91.3</b>		
School	91.3						91.3		
District	95.0	q	P				95.0	q	P
Province	90.8						90.9		

**Average Scores**



**Percent Passes**



\* Data from the High School Certification System. The results from supplementary courses are not reflected in these results. All students obtaining a score of 48 or 49 on the final mark, were adjusted to 50 and are reflected in the Final Mark column.



## High School Course Results 2002-03

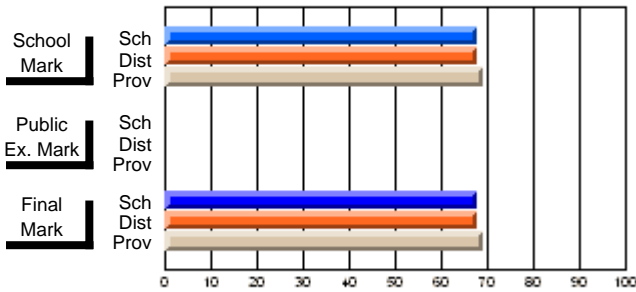
District 9 - Avalon West

#253 - Carbonear Collegiate, Carbonear

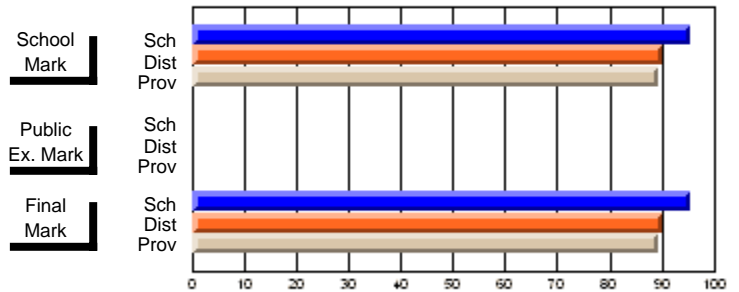
Grades: 10-12

Course: DESIGN TECHNOLOGY 2109						
# students in course: 70						
	<b>School Mark</b>	School vs District	School vs Province	<b>Public Exam Mark</b>	School vs District	School vs Province
<b>Average Score</b>	<b>67.6</b>					
School	67.6					
District	67.8	q	q			
Province	69.1					
<b>Percent of Passes</b>	<b>95.7</b>					
School	95.7					
District	90.0	P	P			
Province	89.3					

**Average Scores**



**Percent Passes**



\* Data from the High School Certification System. The results from supplementary courses are not reflected in these results. All students obtaining a score of 48 or 49 on the final mark, were adjusted to 50 and are reflected in the Final Mark column.



## High School Course Results 2002-03

District 9 - Avalon West

#253 - Carbonear Collegiate, Carbonear

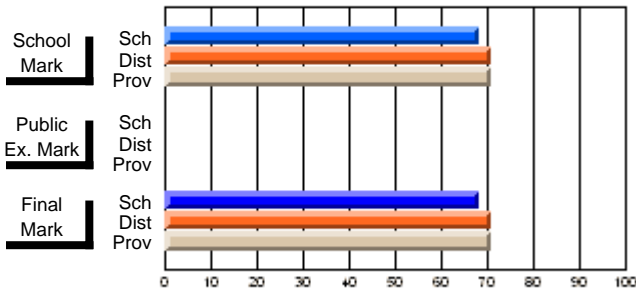
Grades: 10-12

Course: COMMUNICATIONS TECHNOLOGY 3104

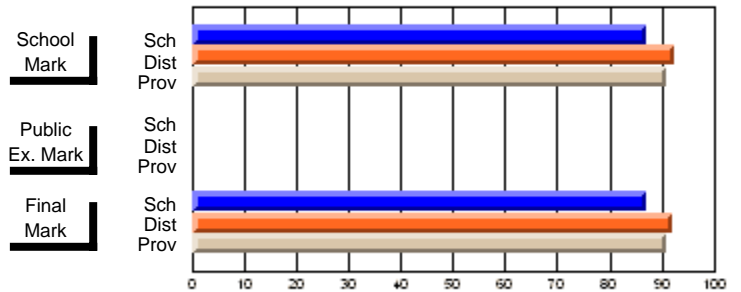
# students in course: 23

	<b>School Mark</b>	School vs District	School vs Province	<b>Public Exam Mark</b>	School vs District	School vs Province	<b>Final Mark</b>	School vs District	School vs Province
<b>Average Score</b>	<b>68.2</b>						<b>68.2</b>		
School	68.2						68.2		
District	70.9	q	q				70.8	q	q
Province	71.0						70.9		
<b>Percent of Passes</b>	<b>87.0</b>						<b>87.0</b>		
School	87.0						87.0		
District	92.5	q	q				92.0	q	q
Province	90.9						90.9		

**Average Scores**



**Percent Passes**



\* Data from the High School Certification System. The results from supplementary courses are not reflected in these results. All students obtaining a score of 48 or 49 on the final mark, were adjusted to 50 and are reflected in the Final Mark column.



## High School Course Results 2002-03

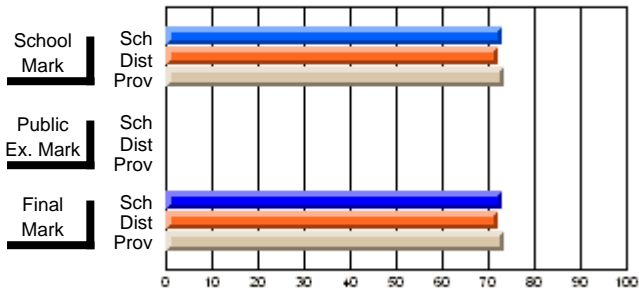
District 9 - Avalon West

#253 - Carbonear Collegiate, Carbonear

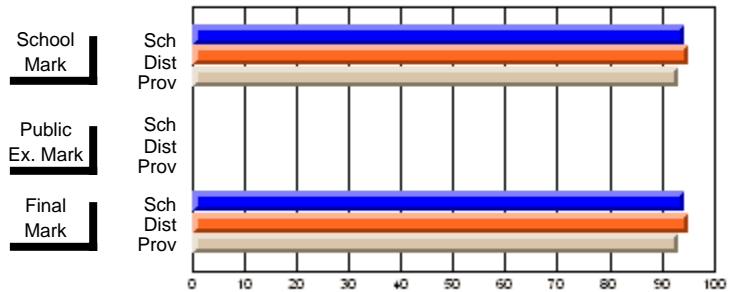
Grades: 10-12

Course: COMPUTER TECHNOLOGY 3200											
# students in course: 18											
	<b>School Mark</b>	School vs District	School vs Province		<b>Public Exam Mark</b>	School vs District	School vs Province		<b>Final Mark</b>	School vs District	School vs Province
<b>Average Score</b>	<b>73.0</b>								<b>73.0</b>		
School	72.1	P	Q						72.1	P	Q
District	73.5								73.5		
Province											
<b>Percent of Passes</b>	<b>94.4</b>								<b>94.4</b>		
School	95.0	Q	P						95.0	Q	P
District	93.3								93.3		
Province											

**Average Scores**



**Percent Passes**



\* Data from the High School Certification System. The results from supplementary courses are not reflected in these results. All students obtaining a score of 48 or 49 on the final mark, were adjusted to 50 and are reflected in the Final Mark column.



## High School Course Results 2002-03

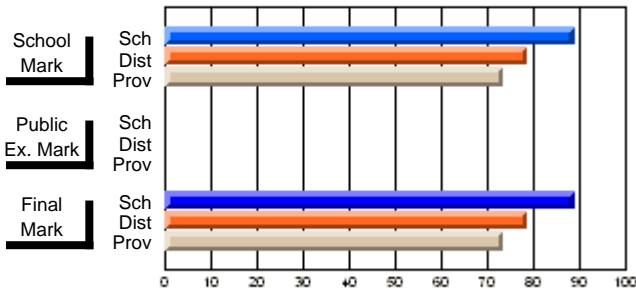
District 9 - Avalon West

#253 - Carbonear Collegiate, Carbonear

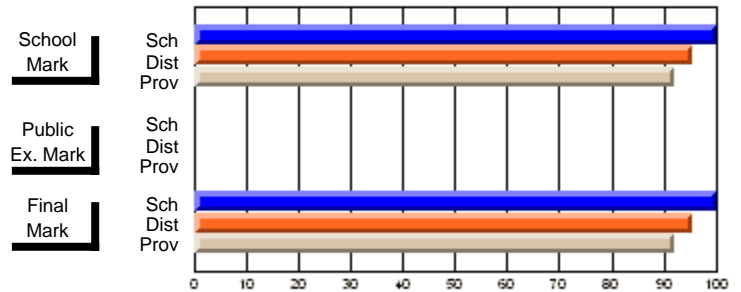
Grades: 10-12

<b>Course: WEBMASTER 3224</b>											
# students in course: 14											
		<b>School Mark</b>	School vs District	School vs Province			<b>Public Exam Mark</b>	School vs District	School vs Province		
		<b>88.9</b>									
<b>Average Score</b>		78.6	P	P			<b>88.9</b>			78.6	P
School		73.5					73.5			73.5	P
District										P	P
Province											
		<b>100.0</b>					<b>100.0</b>			95.6	P
<b>Percent of Passes</b>		95.6	P	P			91.9			91.9	P
School										P	P
District											
Province											

**Average Scores**



**Percent Passes**



\* Data from the High School Certification System. The results from supplementary courses are not reflected in these results. All students obtaining a score of 48 or 49 on the final mark, were adjusted to 50 and are reflected in the Final Mark column.



## High School Course Results 2002-03

District 9 - Avalon West

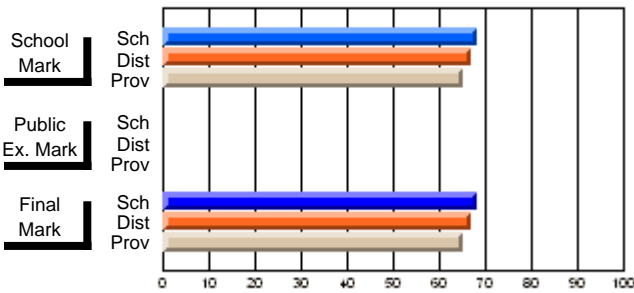
#253 - Carbonear Collegiate, Carbonear

Grades: 10-12

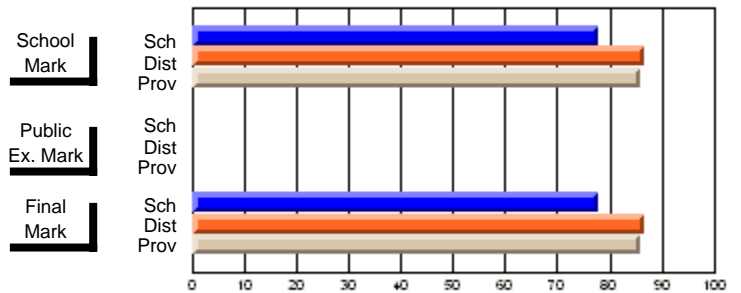
**Subject: Mathematics**

Course: MATHEMATICS 1204								
# students in course: 154								
	<b>School Mark</b>	School vs District	School vs Province		<b>Public Exam Mark</b>	School vs District	School vs Province	
<b><u>Average Score</u></b>								
School	<b>68.3</b>							
District	66.9	P	P					
Province	65.0							
<b><u>Percent of Passes</u></b>								
School	<b>77.9</b>							
District	86.8	q	q					
Province	85.8							

**Average Scores**



**Percent Passes**



\* Data from the High School Certification System. The results from supplementary courses are not reflected in these results. All students obtaining a score of 48 or 49 on the final mark, were adjusted to 50 and are reflected in the Final Mark column.



## High School Course Results 2002-03

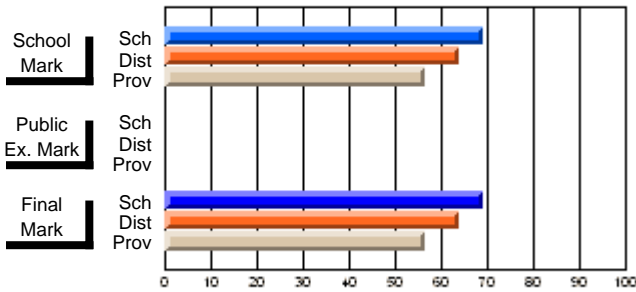
District 9 - Avalon West

#253 - Carbonear Collegiate, Carbonear

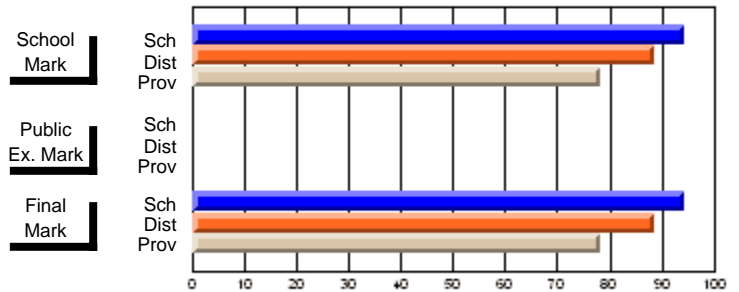
Grades: 10-12

Course: MATHEMATICS 1206			
# students in course: 53			
	School Mark	School vs District	School vs Province
<b>Average Score</b>	<b>69.1</b>		
School	63.8	P	P
District	56.4		
Province			
<b>Percent of Passes</b>	<b>94.3</b>		
School	88.5	P	P
District	78.1		
Province			

**Average Scores**



**Percent Passes**



\* Data from the High School Certification System. The results from supplementary courses are not reflected in these results. All students obtaining a score of 48 or 49 on the final mark, were adjusted to 50 and are reflected in the Final Mark column.



## High School Course Results 2002-03

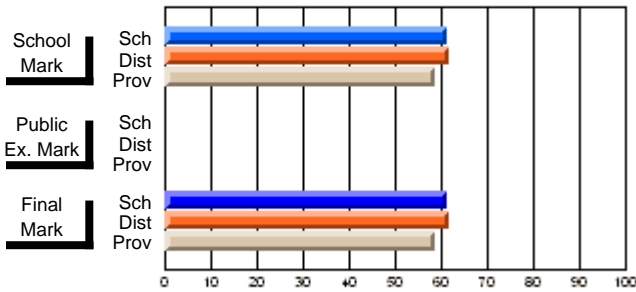
District 9 - Avalon West

#253 - Carbonear Collegiate, Carbonear

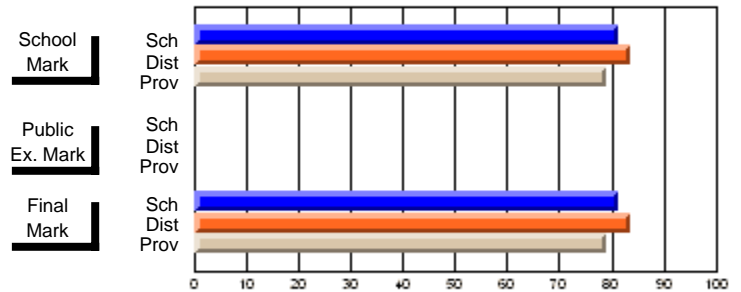
Grades: 10-12

Course: MATHEMATICS 2204			
# students in course: 92			
	<b>School Mark</b>	School vs District	School vs Province
<b>Average Score</b>	<b>61.1</b>		
School	61.1		
District	61.8	q	p
Province	58.6		
<b>Percent of Passes</b>	<b>81.5</b>		
School	81.5		
District	83.8	q	p
Province	79.1		

**Average Scores**



**Percent Passes**



\* Data from the High School Certification System. The results from supplementary courses are not reflected in these results. All students obtaining a score of 48 or 49 on the final mark, were adjusted to 50 and are reflected in the Final Mark column.





## High School Course Results 2002-03

District 9 - Avalon West

#253 - Carbonear Collegiate, Carbonear

Grades: 10-12

Course: MATHEMATICS 2205			
# students in course: 24			
	<b>School Mark</b>	School vs District	School vs Province
<b>Average Score</b>	<b>82.1</b>		
School	82.1		
District	75.0	P	P
Province	75.2		
<b>Percent of Passes</b>			
School	<b>100.0</b>		
District	97.8	P	P
Province	97.6		

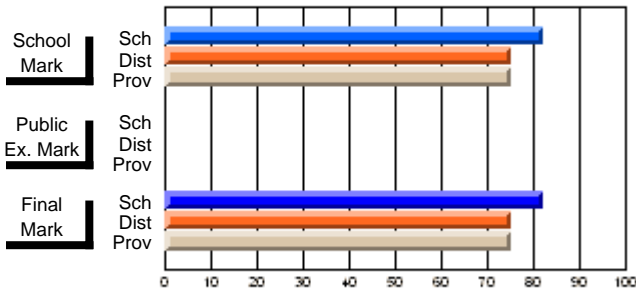
  

	<b>Public Exam Mark</b>	School vs District	School vs Province
<b>Final Mark</b>	<b>82.1</b>		
School	82.1		
District	75.0	P	P
Province	75.2		

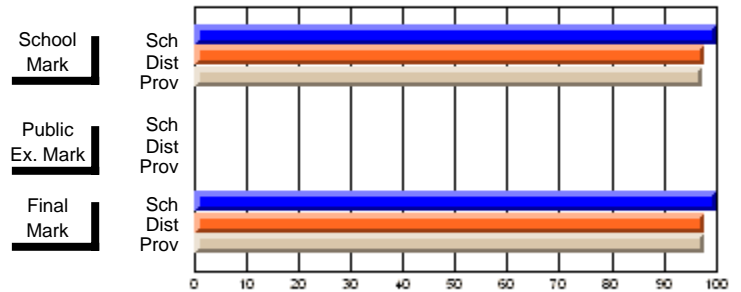
  

	<b>Final Mark</b>	School vs District	School vs Province
<b>Final Mark</b>	<b>97.7</b>		
School	97.7		
District	97.8	P	P
Province	97.6		

**Average Scores**



**Percent Passes**



\* Data from the High School Certification System. The results from supplementary courses are not reflected in these results. All students obtaining a score of 48 or 49 on the final mark, were adjusted to 50 and are reflected in the Final Mark column.



## High School Course Results 2002-03

District 9 - Avalon West

#253 - Carbonear Collegiate, Carbonear

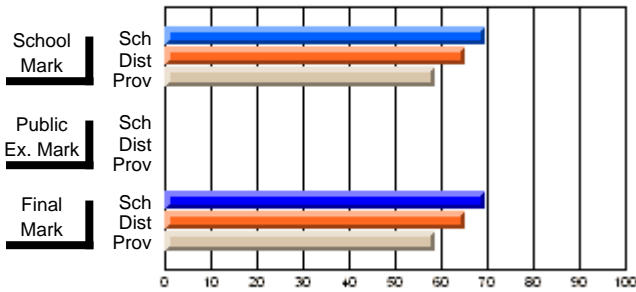
Grades: 10-12

Course: MATHEMATIC 2206			
# students in course: 43			
	School Mark	School vs District	School vs Province
<b>Average Score</b>	<b>69.4</b>		
School	69.4		
District	65.0	P	P
Province	58.6		
<b>Percent of Passes</b>			
School	<b>97.7</b>		
District	91.2	P	P
Province	82.2		

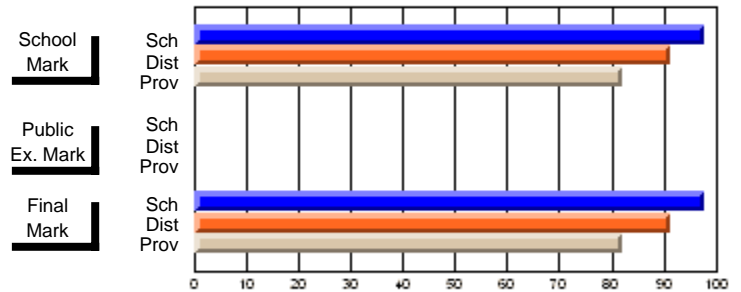
  

	Public Exam Mark	School vs District	School vs Province
<b>Final Mark</b>			
School	<b>69.4</b>		
District	65.1	P	P
Province	58.6		

**Average Scores**



**Percent Passes**



\* Data from the High School Certification System. The results from supplementary courses are not reflected in these results. All students obtaining a score of 48 or 49 on the final mark, were adjusted to 50 and are reflected in the Final Mark column.



## High School Course Results 2002-03

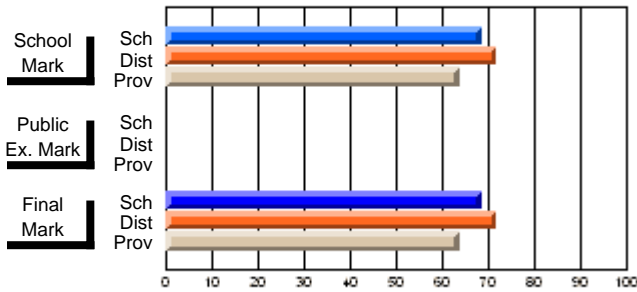
District 9 - Avalon West

#253 - Carbonear Collegiate, Carbonear

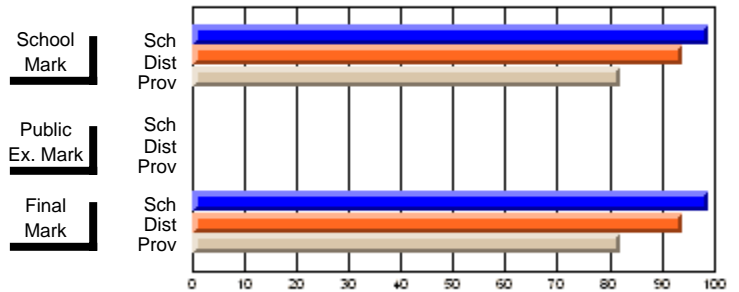
Grades: 10-12

<b>Course: MATHEMATICS 3103</b>						
# students in course: 87						
	<b>School Mark</b>	School vs District	School vs Province	<b>Public Exam Mark</b>	School vs District	School vs Province
<b>Average Score</b>	<b>68.4</b>					
School	68.4					
District	71.8	q	P			
Province	63.6					
<b>Percent of Passes</b>	<b>98.9</b>					
School	98.9					
District	93.9	P	P			
Province	82.0					

**Average Scores**



**Percent Passes**



\* Data from the High School Certification System. The results from supplementary courses are not reflected in these results. All students obtaining a score of 48 or 49 on the final mark, were adjusted to 50 and are reflected in the Final Mark column.



## High School Course Results 2002-03

District 9 - Avalon West

#253 - Carbonear Collegiate, Carbonear

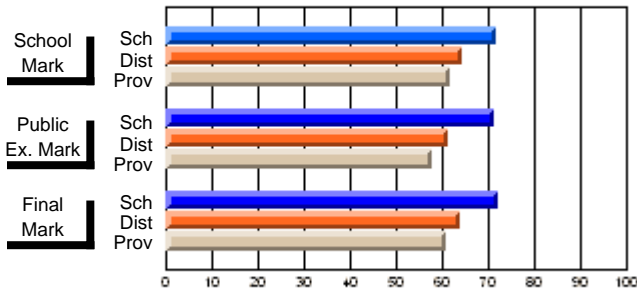
Grades: 10-12

Course: MATHEMATICS 3204			
# students in course: 91			
	<b>School Mark</b>	School vs District	School vs Province
<b>Average Score</b>	<b>71.5</b>		
School	64.5	P	P
District			
Province	61.8		
<b>Percent of Passes</b>	<b>90.1</b>		
School	86.4	P	P
District			
Province	79.3		

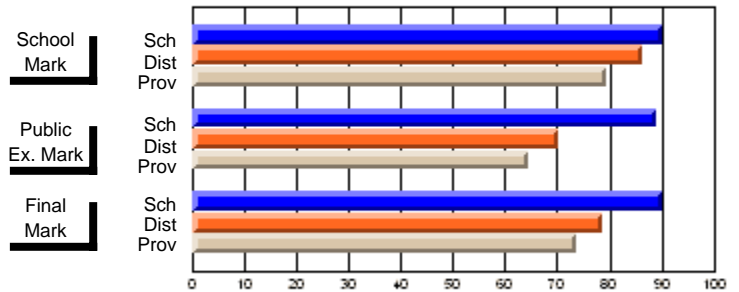
  

	<b>Public Exam Mark</b>	School vs District	School vs Province
<b>Public Exam Mark</b>	<b>71.4</b>		
School	61.1	P	P
District			
Province	57.9		
<b>Final Mark</b>	<b>72.3</b>		
School	63.8	P	P
District			
Province	60.7		

**Average Scores**



**Percent Passes**



\* Data from the High School Certification System. The results from supplementary courses are not reflected in these results. All students obtaining a score of 48 or 49 on the final mark, were adjusted to 50 and are reflected in the Final Mark column.



## High School Course Results 2002-03

District 9 - Avalon West

#253 - Carbonear Collegiate, Carbonear

Grades: 10-12

Course: MATHEMATICS 3205			
# students in course: 18			
	<b>School Mark</b>	School vs District	School vs Province
<b>Average Score</b>			
School	<b>70.7</b>		
District	70.7	P	Q
Province	74.0		
<b>Percent of Passes</b>			
School	<b>94.4</b>		
District	95.2	Q	Q
Province	96.6		

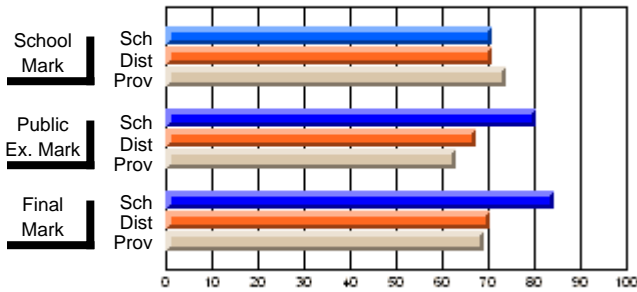
  

	<b>Public Exam Mark</b>	School vs District	School vs Province
<b>Public Exam Mark</b>			
School	<b>80.5</b>		
District	67.3	P	P
Province	62.9		

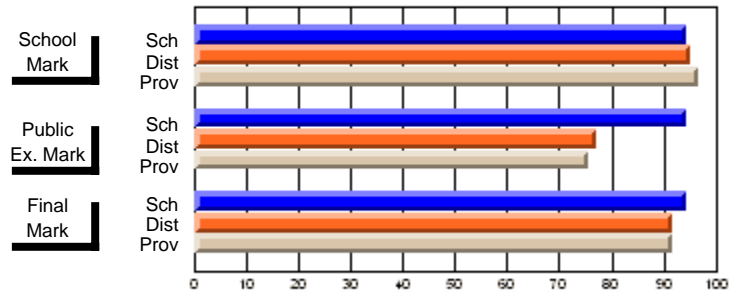
  

	<b>Final Mark</b>	School vs District	School vs Province
<b>Final Mark</b>			
School	<b>84.3</b>		
District	70.3	P	P
Province	69.2		

**Average Scores**



**Percent Passes**



\* Data from the High School Certification System. The results from supplementary courses are not reflected in these results. All students obtaining a score of 48 or 49 on the final mark, were adjusted to 50 and are reflected in the Final Mark column.



## High School Course Results 2002-03

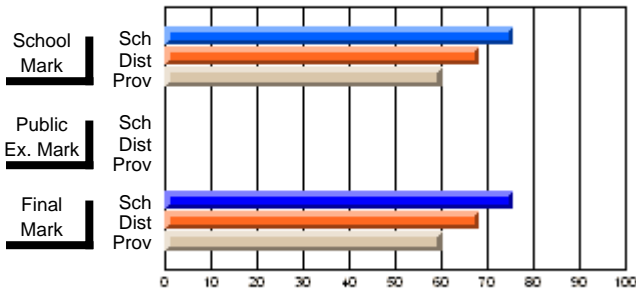
District 9 - Avalon West

#253 - Carbonear Collegiate, Carbonear

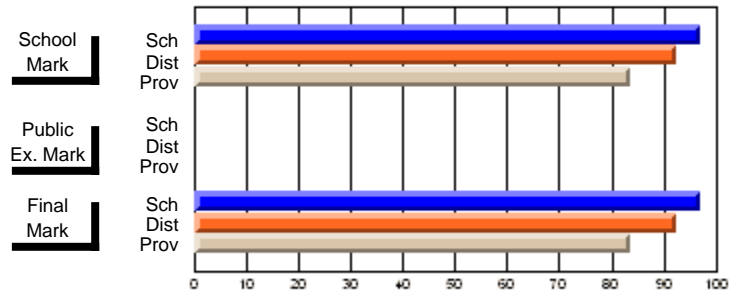
Grades: 10-12

Course: MATHEMATICS 3206								
# students in course: 64								
	<b>School Mark</b>	School vs District	School vs Province		<b>Public Exam Mark</b>	School vs District	School vs Province	
<b>Average Score</b>	<b>75.5</b>							
School	68.2	P	P		<b>75.5</b>			
District	60.2				68.2	P	P	
Province					60.2			
<b>Percent of Passes</b>	<b>96.9</b>				<b>96.9</b>			
School	92.4	P	P		92.4	P	P	
District	83.8				83.8			
Province								

**Average Scores**



**Percent Passes**



\* Data from the High School Certification System. The results from supplementary courses are not reflected in these results. All students obtaining a score of 48 or 49 on the final mark, were adjusted to 50 and are reflected in the Final Mark column.



## High School Course Results 2002-03

District 9 - Avalon West

#253 - Carbonear Collegiate, Carbonear

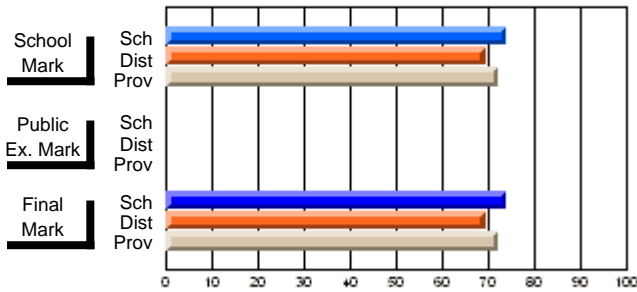
Grades: 10-12

Course: MATHEMATICS 3207			
# students in course: 15			
	<b>School Mark</b>	School vs District	School vs Province
<b>Average Score</b>	<b>74.0</b>		
School	74.0		
District	69.3	P	P
Province	72.0		
<b>Percent of Passes</b>			
School	<b>100.0</b>		
District	94.4	P	P
Province	96.2		

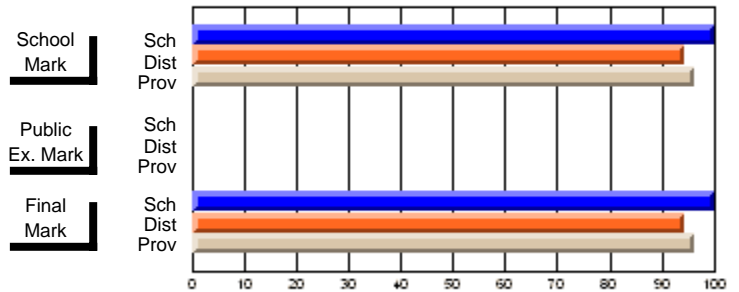
  

	<b>Public Exam Mark</b>	School vs District	School vs Province
<b>Final Mark</b>			
School	<b>74.0</b>		
District	69.3	P	P
Province	72.0		

**Average Scores**



**Percent Passes**



\* Data from the High School Certification System. The results from supplementary courses are not reflected in these results. All students obtaining a score of 48 or 49 on the final mark, were adjusted to 50 and are reflected in the Final Mark column.



**High School Course Results  
2002-03**

District 9 - Avalon West

#253 - Carbonear Collegiate, Carbonear

Grades: 10-12

Course: MATHEMATICS AP 4225				School data has 5 or fewer students. Data withheld for reasons of confidentiality.			
# students in course: 1				<b>Public Exam Mark</b>		<b>Final Mark</b>	
	<b>School Mark</b>	School vs District	School vs Province	School vs District	School vs Province	School vs District	School vs Province
<b>Average Score</b>							
School							
District	66.9	P	P			66.9	P P
Province	73.9					73.9	
<b>Percent of Passes</b>							
School							
District	93.0	P	P			93.0	P P
Province	95.6					95.6	

\* Data from the High School Certification System. The results from supplementary courses are not reflected in these results. All students obtaining a score of 48 or 49 on the final mark, were adjusted to 50 and are reflected in the Final Mark column.





## High School Course Results 2002-03

District 9 - Avalon West

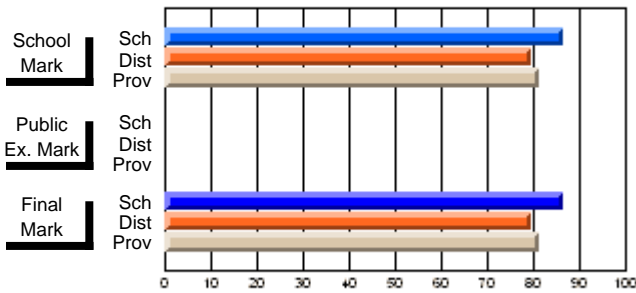
#253 - Carbonear Collegiate, Carbonear

Grades: 10-12

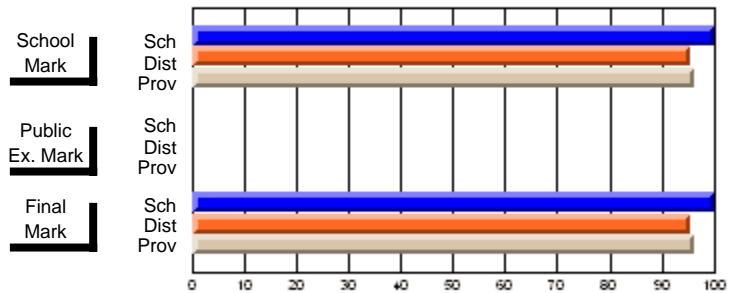
**Subject: Music**

<b>Course: APPLIED MUSIC 2206</b>								
# students in course: 23								
	<b>School Mark</b>	School vs District	School vs Province		<b>Public Exam Mark</b>	School vs District	School vs Province	
<b>Average Score</b>	<b>86.4</b>							
School	79.3	P	P		<b>86.4</b>			
District	81.4				79.3	P	P	
Province	81.4				81.4			
<b>Percent of Passes</b>	<b>100.0</b>				<b>100.0</b>			
School	95.6	P	P		95.6	P	P	
District	96.3				96.4			
Province	96.3				96.4			

**Average Scores**



**Percent Passes**



\* Data from the High School Certification System. The results from supplementary courses are not reflected in these results. All students obtaining a score of 48 or 49 on the final mark, were adjusted to 50 and are reflected in the Final Mark column.



## High School Course Results 2002-03

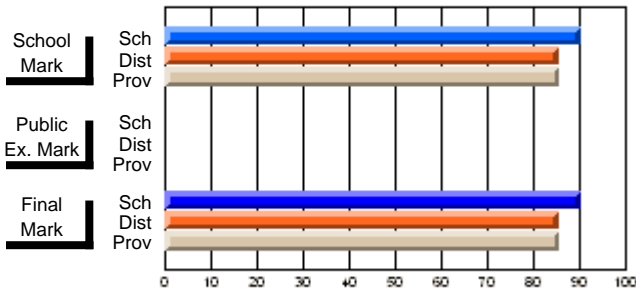
District 9 - Avalon West

#253 - Carbonear Collegiate, Carbonear

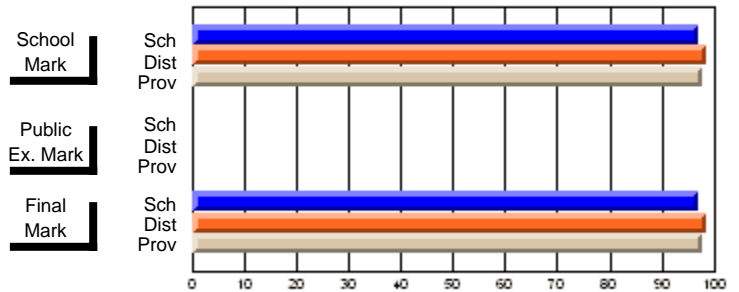
Grades: 10-12

Course: APPLIED MUSIC 3206								
# students in course: 34								
	<b>School Mark</b>	School vs District	School vs Province		<b>Public Exam Mark</b>	School vs District	School vs Province	
<b><u>Average Score</u></b>	<b>90.1</b>							
School	85.4	P	P					
District	85.5							
Province								
<b><u>Percent of Passes</u></b>								
School	<b>97.1</b>							
District	98.6	Q	Q					
Province	97.7							
					<b>90.1</b>			
					85.4	P	P	
					85.5			
					<b>97.1</b>			
					98.6	Q	Q	
					97.7			

**Average Scores**



**Percent Passes**



\* Data from the High School Certification System. The results from supplementary courses are not reflected in these results. All students obtaining a score of 48 or 49 on the final mark, were adjusted to 50 and are reflected in the Final Mark column.



## High School Course Results 2002-03

District 9 - Avalon West

#253 - Carbonear Collegiate, Carbonear

Grades: 10-12

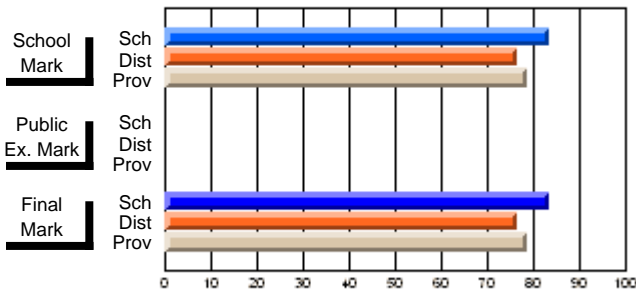
### Subject: Physical Education

Course: PHYSICAL EDUCATION 1100			
# students in course: 20			
	<b>School Mark</b>	School vs District	School vs Province
<b>Average Score</b>			
School	<b>83.6</b>		
District	76.6	P	P
Province	78.6		
<b>Percent of Passes</b>			
School	<b>100.0</b>		
District	93.6	P	P
Province	96.3		

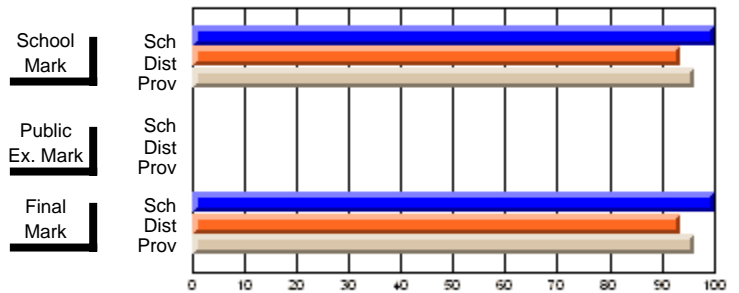
  

	<b>Public Exam Mark</b>	School vs District	School vs Province
<b>Final Mark</b>			
School	<b>83.6</b>		
District	76.6	P	P
Province	78.6		
<b>Final Mark</b>			
School	<b>100.0</b>		
District	93.6	P	P
Province	96.3		

**Average Scores**



**Percent Passes**



\* Data from the High School Certification System. The results from supplementary courses are not reflected in these results. All students obtaining a score of 48 or 49 on the final mark, were adjusted to 50 and are reflected in the Final Mark column.



## High School Course Results 2002-03

District 9 - Avalon West

#253 - Carbonear Collegiate, Carbonear

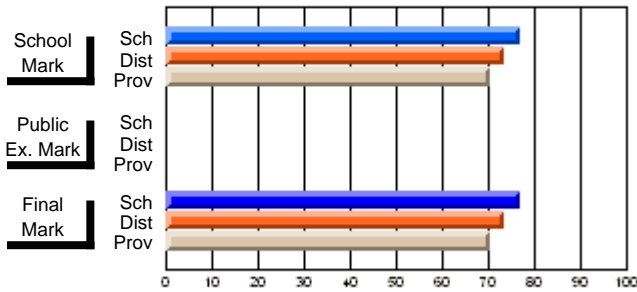
Grades: 10-12

Course: HEALTHY LIVING 1200			
# students in course: 26			
	<b>School Mark</b>	School vs District	School vs Province
<b>Average Score</b>	<b>76.8</b>		
School	76.8		
District	73.4	P	P
Province	70.5		
<b>Percent of Passes</b>	<b>100.0</b>		
School	100.0		
District	88.9	P	P
Province	90.1		

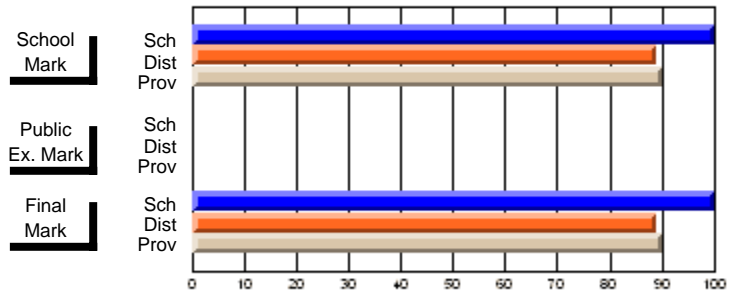
  

	<b>Public Exam Mark</b>	School vs District	School vs Province
<b>Final Mark</b>	<b>76.8</b>		
School	76.8		
District	73.4	P	P
Province	70.5		
<b>Final Mark</b>	<b>100.0</b>		
School	100.0		
District	88.9	P	P
Province	90.1		

**Average Scores**



**Percent Passes**



\* Data from the High School Certification System. The results from supplementary courses are not reflected in these results. All students obtaining a score of 48 or 49 on the final mark, were adjusted to 50 and are reflected in the Final Mark column.



## High School Course Results 2002-03

District 9 - Avalon West

#253 - Carbonear Collegiate, Carbonear

Grades: 10-12

Course: PHYSICAL EDUCATION 2100			
# students in course: 60			
	<b>School Mark</b>	School vs District	School vs Province
<b>Average Score</b>	<b>80.9</b>		
School	80.9		
District	79.0	P	P
Province	79.2		
<b>Percent of Passes</b>			
School	<b>96.7</b>		
District	95.6	P	P
Province	96.2		

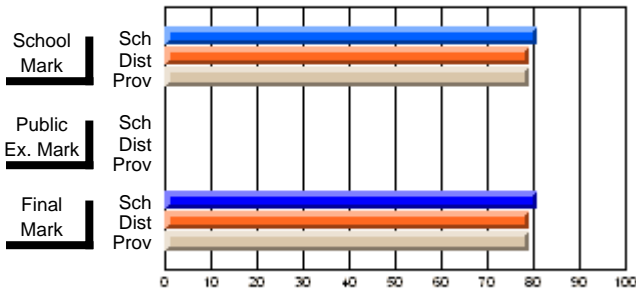
  

	<b>Public Exam Mark</b>	School vs District	School vs Province
<b>Public Exam Mark</b>			
School			
District			
Province			

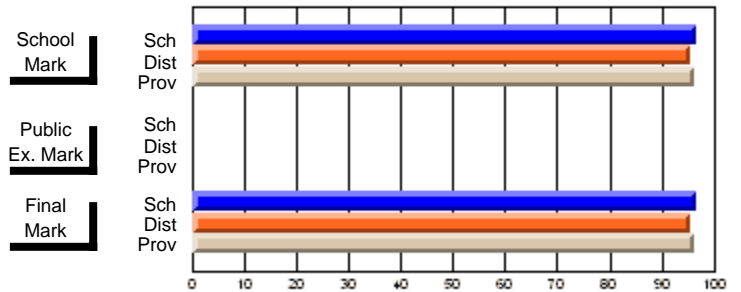
  

	<b>Final Mark</b>	School vs District	School vs Province
<b>Final Mark</b>	<b>80.9</b>		
School	80.9		
District	79.0	P	P
Province	79.2		

**Average Scores**



**Percent Passes**



\* Data from the High School Certification System. The results from supplementary courses are not reflected in these results. All students obtaining a score of 48 or 49 on the final mark, were adjusted to 50 and are reflected in the Final Mark column.



## High School Course Results 2002-03

District 9 - Avalon West

#253 - Carbonear Collegiate, Carbonear

Grades: 10-12

Course: PHYSICAL EDUCATION 3100			
# students in course: 47			
	School Mark	School vs District	School vs Province
<b>Average Score</b>	<b>77.3</b>		
School	77.3		
District	76.3	P	Q
Province	77.3		
<b>Percent of Passes</b>			
School	<b>97.9</b>		
District	93.1	P	P
Province	94.8		

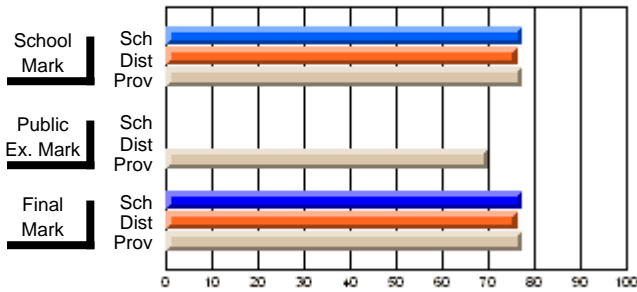
  

	Public Exam Mark	School vs District	School vs Province
<b>Public Exam Mark</b>	<b>70.0</b>		
School	70.0		
District	70.0		
Province	70.0		

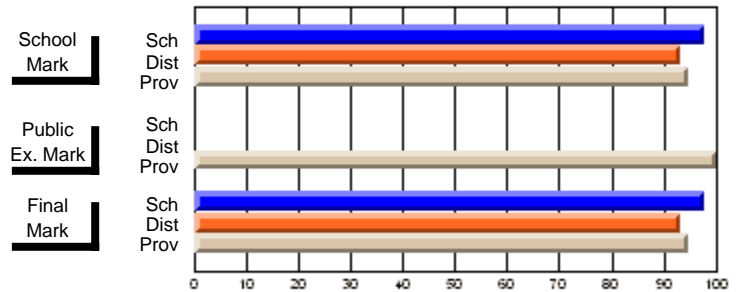
  

	Final Mark	School vs District	School vs Province
<b>Final Mark</b>	<b>77.3</b>		
School	77.3		
District	76.3	P	Q
Province	77.3		

**Average Scores**



**Percent Passes**



\* Data from the High School Certification System. The results from supplementary courses are not reflected in these results. All students obtaining a score of 48 or 49 on the final mark, were adjusted to 50 and are reflected in the Final Mark column.



## High School Course Results 2002-03

District 9 - Avalon West

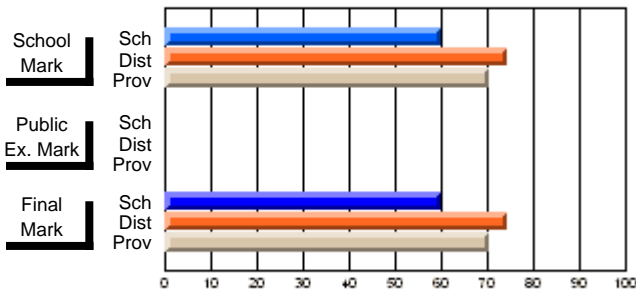
#253 - Carbonear Collegiate, Carbonear

Grades: 10-12

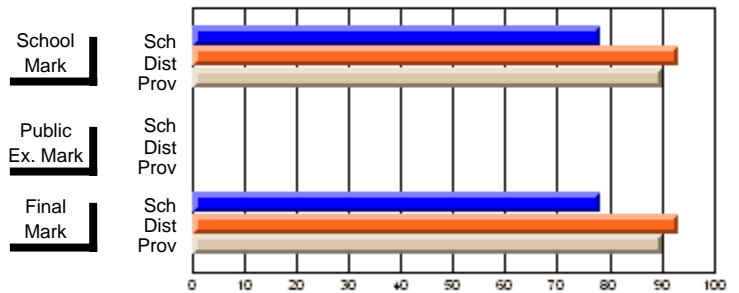
### Subject: Religious Education

Course: ETHICAL ISSUES 1104								
# students in course: 32								
	<b>School Mark</b>	School vs District	School vs Province		<b>Public Exam Mark</b>	School vs District	School vs Province	
<b>Average Score</b>	<b>60.0</b>							
School	74.4	q	q					
District	70.3							
Province								
<b>Percent of Passes</b>	<b>78.1</b>							
School	93.1	q	q					
District	90.1							
Province								

**Average Scores**



**Percent Passes**



\* Data from the High School Certification System. The results from supplementary courses are not reflected in these results. All students obtaining a score of 48 or 49 on the final mark, were adjusted to 50 and are reflected in the Final Mark column.



## High School Course Results 2002-03

District 9 - Avalon West

#253 - Carbonear Collegiate, Carbonear

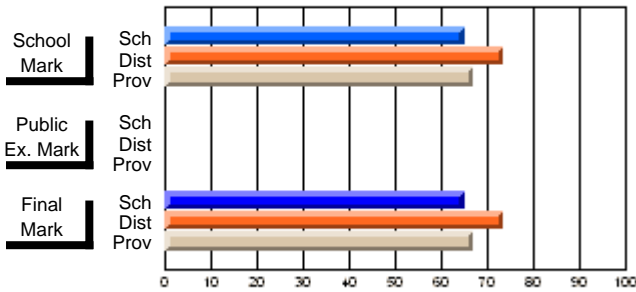
Grades: 10-12

Course: WORLD RELIGIONS 3104			
# students in course: 32			
	<b>School Mark</b>	School vs District	School vs Province
<b>Average Score</b>	<b>65.0</b>		
School	65.0		
District	73.5	q	q
Province	67.0		
<b>Percent of Passes</b>	<b>75.0</b>		
School	75.0		
District	88.7	q	q
Province	85.9		

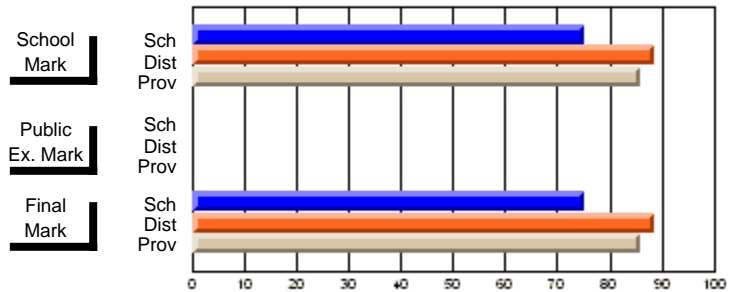
  

	<b>Public Exam Mark</b>	School vs District	School vs Province
<b>Final Mark</b>	<b>65.0</b>		
School	65.0		
District	73.5	q	q
Province	67.0		

**Average Scores**



**Percent Passes**



\* Data from the High School Certification System. The results from supplementary courses are not reflected in these results. All students obtaining a score of 48 or 49 on the final mark, were adjusted to 50 and are reflected in the Final Mark column.





## High School Course Results 2002-03

District 9 - Avalon West

#253 - Carbonear Collegiate, Carbonear

Grades: 10-12

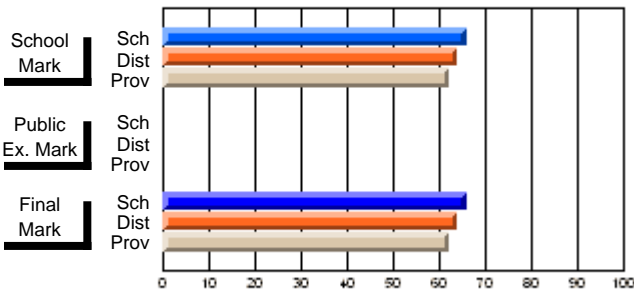
### Subject: Science

Course: GENERAL SCIENCE 1200			
# students in course: 33			
	<b>School Mark</b>	School vs District	School vs Province
<b>Average Score</b>			
School	<b>65.9</b>		
District	63.9	P	P
Province	62.0		
<b>Percent of Passes</b>			
School	<b>90.9</b>		
District	90.7	P	P
Province	87.1		

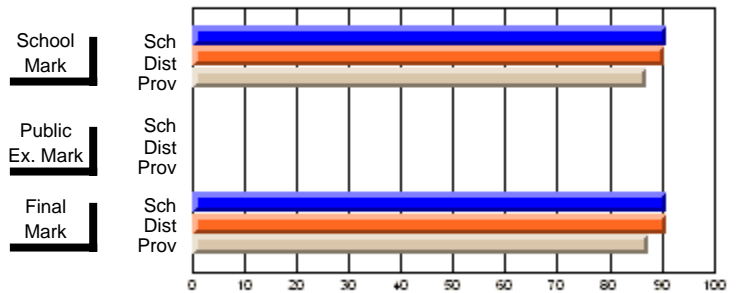
  

	<b>Public Exam Mark</b>	School vs District	School vs Province
<b>Final Mark</b>			
School	<b>65.9</b>		
District	64.0	P	P
Province	62.0		
<b>Final Mark</b>			
School	<b>90.9</b>		
District	90.8	P	P
Province	87.3		

**Average Scores**



**Percent Passes**



\* Data from the High School Certification System. The results from supplementary courses are not reflected in these results. All students obtaining a score of 48 or 49 on the final mark, were adjusted to 50 and are reflected in the Final Mark column.



**High School Course Results  
2002-03**

District 9 - Avalon West

#253 - Carbonear Collegiate, Carbonear

Grades: 10-12

Course: SCIENCE 1206				School data has 5 or fewer students. Data withheld for reasons of confidentiality.			
# students in course: 2				<b>Public Exam Mark</b>		<b>Final Mark</b>	
	<b>School Mark</b>	School vs District	School vs Province	School vs District	School vs Province	School vs District	School vs Province
<b>Average Score</b>							
School							
District	66.7	q	q			66.7	q
Province	66.5					66.5	
<b>Percent of Passes</b>							
School							
District	88.5	q	q			88.6	q
Province	88.3					88.3	

\* Data from the High School Certification System. The results from supplementary courses are not reflected in these results. All students obtaining a score of 48 or 49 on the final mark, were adjusted to 50 and are reflected in the Final Mark column.



**High School Course Results  
2002-03**

District 9 - Avalon West

#253 - Carbonear Collegiate, Carbonear

Grades: 10-12

Course: BIOLOGY 2201				School data has 5 or fewer students. Data withheld for reasons of confidentiality.			
# students in course: 2				<b>Public Exam Mark</b>		<b>Final Mark</b>	
	<b>School Mark</b>	School vs District	School vs Province	School vs District	School vs Province	School vs District	School vs Province
<b>Average Score</b>							
School							
District	63.7	q	q			63.7	q
Province	63.8					63.8	q
<b>Percent of Passes</b>							
School							
District	87.6	q	q			87.6	q
Province	84.8					84.9	

\* Data from the High School Certification System. The results from supplementary courses are not reflected in these results. All students obtaining a score of 48 or 49 on the final mark, were adjusted to 50 and are reflected in the Final Mark column.



**High School Course Results  
2002-03**

District 9 - Avalon West

#253 - Carbonear Collegiate, Carbonear

Grades: 10-12

Course: CHEMISTRY 2202				School data has 5 or fewer students. Data withheld for reasons of confidentiality.			
# students in course: 1				<b>Public Exam Mark</b>		<b>Final Mark</b>	
	<b>School Mark</b>	School vs District	School vs Province	School vs District	School vs Province	School vs District	School vs Province
<b>Average Score</b>							
School							
District	68.0	q	q			67.9	q
Province	67.3					67.3	
<b>Percent of Passes</b>							
School							
District	85.9	q	q			85.9	q
Province	86.7					86.6	

\* Data from the High School Certification System. The results from supplementary courses are not reflected in these results. All students obtaining a score of 48 or 49 on the final mark, were adjusted to 50 and are reflected in the Final Mark column.



## High School Course Results 2002-03

District 9 - Avalon West

#253 - Carbonear Collegiate, Carbonear

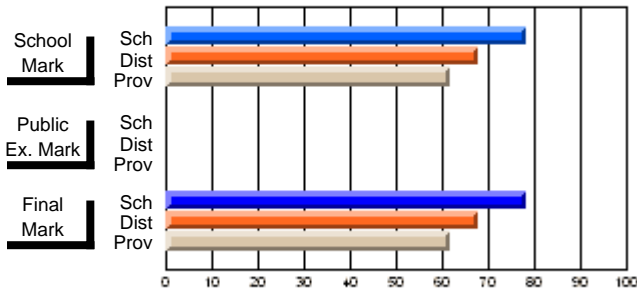
Grades: 10-12

Course: PHYSICAL SCIENCE 2205			
# students in course: 39			
	<b>School Mark</b>	School vs District	School vs Province
<b>Average Score</b>	<b>78.3</b>		
School	67.7	P	P
District	61.9		
Province			
<b>Percent of Passes</b>			
School	<b>97.4</b>		
District	94.3	P	P
Province	88.8		

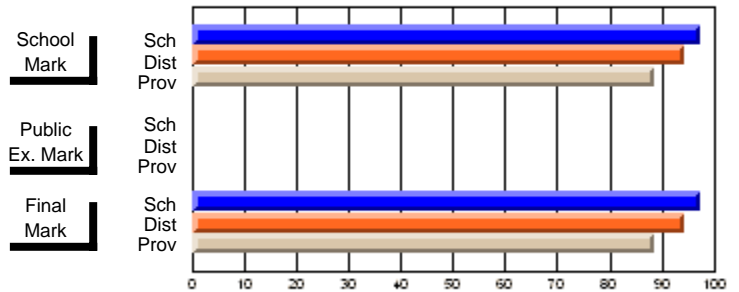
  

	<b>Public Exam Mark</b>	School vs District	School vs Province
<b>Final Mark</b>	<b>78.3</b>		
School	67.7	P	P
District	61.8		
Province			

**Average Scores**



**Percent Passes**



\* Data from the High School Certification System. The results from supplementary courses are not reflected in these results. All students obtaining a score of 48 or 49 on the final mark, were adjusted to 50 and are reflected in the Final Mark column.



## High School Course Results 2002-03

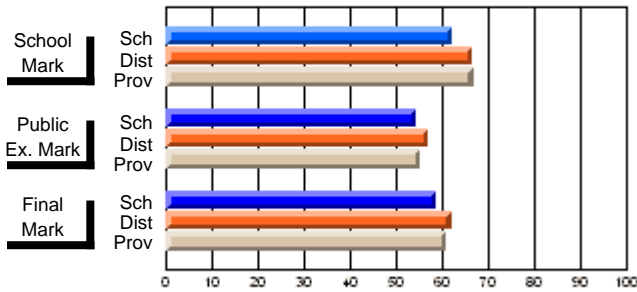
District 9 - Avalon West

#253 - Carbonear Collegiate, Carbonear

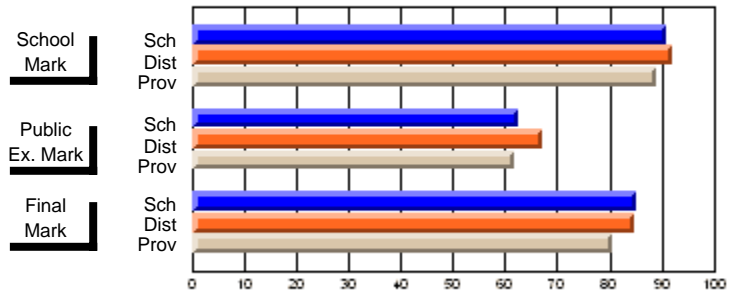
Grades: 10-12

Course: BIOLOGY 3201			
# students in course: 67			
	<b>School Mark</b>	School vs District	School vs Province
<b>Average Score</b>	<b>62.0</b>		
School	66.5	q	q
District	66.7		
Province			
<b>Percent of Passes</b>	<b>91.0</b>		
School	92.1	q	P
District	89.1		
Province			
	<b>Public Exam Mark</b>	School vs District	School vs Province
<b>Average Score</b>	<b>54.4</b>		
School	57.0	q	q
District	55.4		
Province			
<b>Percent of Passes</b>	<b>62.7</b>		
School	67.2	q	P
District	61.6		
Province			
	<b>Final Mark</b>	School vs District	School vs Province
<b>Average Score</b>	<b>58.6</b>		
School	61.9	q	q
District	60.7		
Province			
<b>Percent of Passes</b>	<b>85.1</b>		
School	84.7	P	P
District	80.4		
Province			

**Average Scores**



**Percent Passes**



\* Data from the High School Certification System. The results from supplementary courses are not reflected in these results. All students obtaining a score of 48 or 49 on the final mark, were adjusted to 50 and are reflected in the Final Mark column.



## High School Course Results 2002-03

District 9 - Avalon West

#253 - Carbonear Collegiate, Carbonear

Grades: 10-12

Course: CHEMISTRY 3202			
# students in course: 50			
	School Mark	School vs District	School vs Province
<b>Average Score</b>	<b>76.5</b>		
School	70.6	P	P
District			
Province	72.0		
<b>Percent of Passes</b>	<b>98.0</b>		
School	92.9	P	P
District			
Province	94.4		

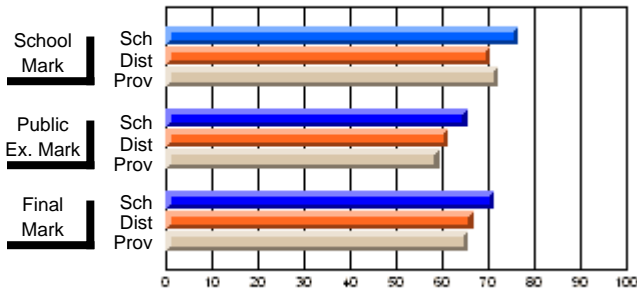
  

	Public Exam Mark	School vs District	School vs Province
<b>Public Exam Mark</b>	<b>65.4</b>		
School	61.4	P	P
District			
Province	59.3		

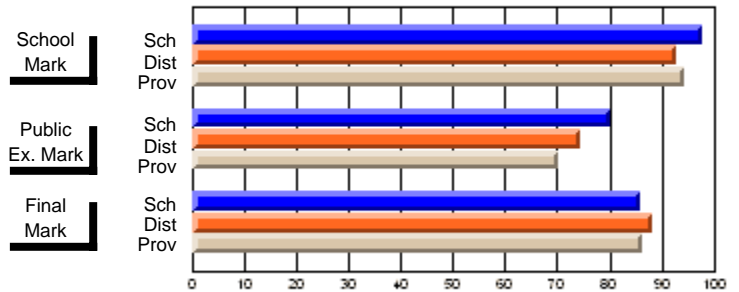
  

	Final Mark	School vs District	School vs Province
<b>Final Mark</b>	<b>71.2</b>		
School	66.7	P	P
District			
Province	65.7		

**Average Scores**



**Percent Passes**



\* Data from the High School Certification System. The results from supplementary courses are not reflected in these results. All students obtaining a score of 48 or 49 on the final mark, were adjusted to 50 and are reflected in the Final Mark column.



## High School Course Results 2002-03

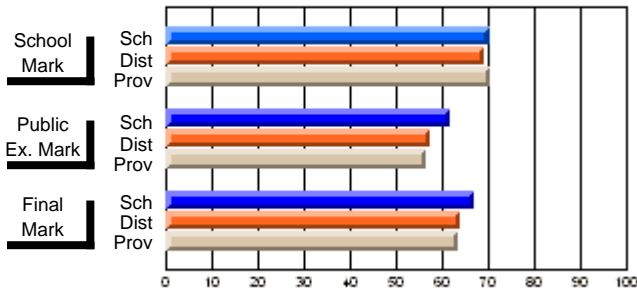
District 9 - Avalon West

#253 - Carbonear Collegiate, Carbonear

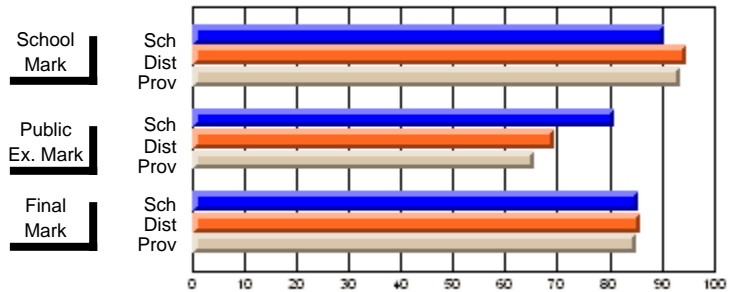
Grades: 10-12

Course: PHYSICS 3204			
# students in course: 42			
	<b>School Mark</b>	School vs District	School vs Province
<b>Average Score</b>	<b>70.2</b>		
School	69.0	P	Q
District			
Province	70.3		
<b>Percent of Passes</b>			
School	<b>90.5</b>		
District	94.7	Q	Q
Province	93.6		
	<b>Public Exam Mark</b>	School vs District	School vs Province
<b>Average Score</b>	<b>61.8</b>		
School	57.3	P	P
District			
Province	56.3		
<b>Percent of Passes</b>			
School	<b>81.0</b>		
District	69.6	P	P
Province	65.6		
	<b>Final Mark</b>	School vs District	School vs Province
<b>Average Score</b>	<b>66.8</b>		
School	63.9	P	P
District			
Province	63.4		
<b>Percent of Passes</b>			
School	<b>85.7</b>		
District	86.0	Q	P
Province	85.1		

**Average Scores**



**Percent Passes**



\* Data from the High School Certification System. The results from supplementary courses are not reflected in these results. All students obtaining a score of 48 or 49 on the final mark, were adjusted to 50 and are reflected in the Final Mark column.





## High School Course Results 2002-03

District 9 - Avalon West

#253 - Carbonear Collegiate, Carbonear

Grades: 10-12

Course: ENVIRONMENTAL SCIENCE 3205			
# students in course: 114			
	School Mark	School vs District	School vs Province
<b>Average Score</b>	<b>67.4</b>		
School	67.4		
District	67.3	P	P
Province	63.2		
<b>Percent of Passes</b>			
School	<b>97.4</b>		
District	93.4	P	P
Province	87.7		

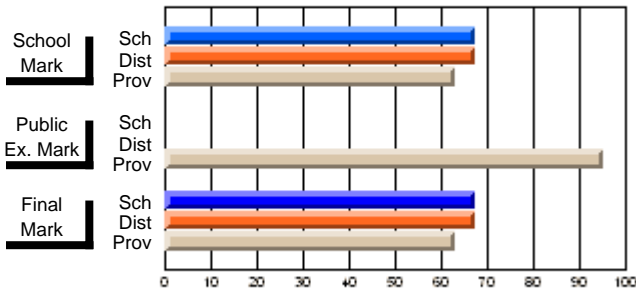
  

	Public Exam Mark	School vs District	School vs Province
<b>Public Exam Mark</b>	<b>95.0</b>		
School	95.0		
District	95.0		
Province	95.0		

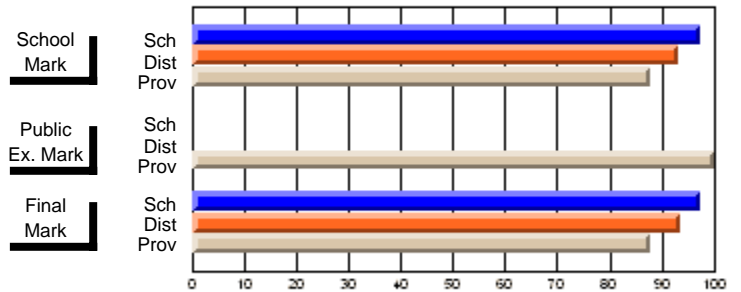
  

	Final Mark	School vs District	School vs Province
<b>Final Mark</b>	<b>67.4</b>		
School	67.4		
District	67.3	P	P
Province	63.1		

**Average Scores**



**Percent Passes**



\* Data from the High School Certification System. The results from supplementary courses are not reflected in these results. All students obtaining a score of 48 or 49 on the final mark, were adjusted to 50 and are reflected in the Final Mark column.



**High School Course Results  
2002-03**

District 9 - Avalon West

#253 - Carbonear Collegiate, Carbonear

Grades: 10-12

Course: BIOLOGY AP 4221				School data has 5 or fewer students. Data withheld for reasons of confidentiality.			
# students in course: 2				<b>Public Exam Mark</b>		<b>Final Mark</b>	
	<b>School Mark</b>	School vs District	School vs Province	School vs District	School vs Province	School vs District	School vs Province
<b>Average Score</b>							
School							
District	68.0	P	P			68.0	P
Province	71.5					71.5	
<b>Percent of Passes</b>							
School							
District	96.0	P	P			96.0	P
Province	98.9					98.9	

\* Data from the High School Certification System. The results from supplementary courses are not reflected in these results. All students obtaining a score of 48 or 49 on the final mark, were adjusted to 50 and are reflected in the Final Mark column.





## High School Course Results 2002-03

District 9 - Avalon West

#253 - Carbonear Collegiate, Carbonear

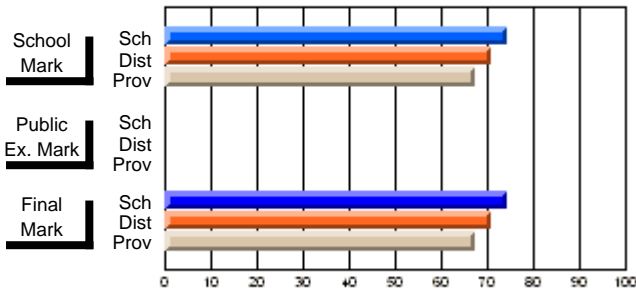
Grades: 10-12

Course: CANADIAN GEOGRAPHY 1202			
# students in course: 145			
	<b>School Mark</b>	School vs District	School vs Province
<b><u>Average Score</u></b>	<b>74.4</b>		
School	70.9	P	P
District	67.3		
Province			
<b><u>Percent of Passes</u></b>			
School	<b>94.5</b>		
District	93.9	P	P
Province	88.9		

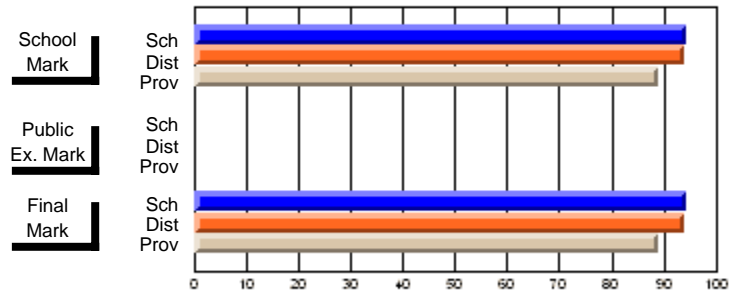
  

	<b>Public Exam Mark</b>	School vs District	School vs Province
<b><u>Final Mark</u></b>	<b>74.4</b>		
School	70.9	P	P
District	67.3		
Province			

**Average Scores**



**Percent Passes**



\* Data from the High School Certification System. The results from supplementary courses are not reflected in these results. All students obtaining a score of 48 or 49 on the final mark, were adjusted to 50 and are reflected in the Final Mark column.



## High School Course Results 2002-03

District 9 - Avalon West

#253 - Carbonear Collegiate, Carbonear

Grades: 10-12

Course: WORLD GEOGRAPHY 3200			
# students in course: 51			
	School Mark	School vs District	School vs Province
<b>Average Score</b>	<b>71.1</b>		
School	61.8	P	P
District	60.4		
Province			
<b>Percent of Passes</b>			
School	<b>98.0</b>		
District	92.6	P	P
Province	90.3		

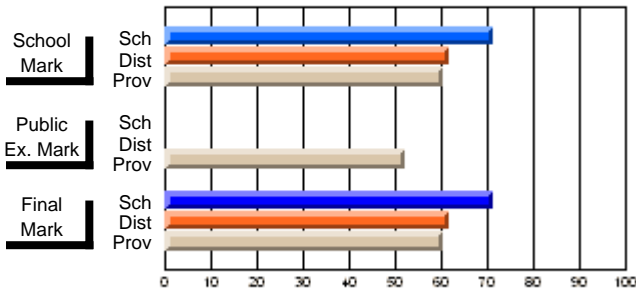
  

	Public Exam Mark	School vs District	School vs Province
<b>Public Exam Mark</b>	<b>52.1</b>		
School			
District			
Province			

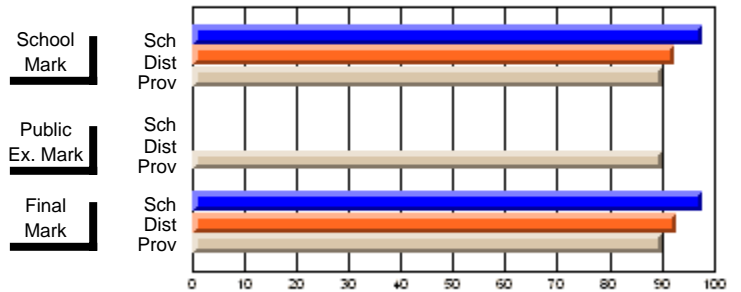
  

	Final Mark	School vs District	School vs Province
<b>Final Mark</b>	<b>71.1</b>		
School	61.8	P	P
District	60.4		
Province			

**Average Scores**



**Percent Passes**



\* Data from the High School Certification System. The results from supplementary courses are not reflected in these results. All students obtaining a score of 48 or 49 on the final mark, were adjusted to 50 and are reflected in the Final Mark column.



## High School Course Results 2002-03

District 9 - Avalon West

#253 - Carbonear Collegiate, Carbonear

Grades: 10-12

Course: WORLD HISTORY 3201			
# students in course: 18			
	School Mark	School vs District	School vs Province
<b>Average Score</b>			
School	<b>82.5</b>		
District	67.5	P	P
Province	68.5		
<b>Percent of Passes</b>			
School	<b>100.0</b>		
District	85.9	P	P
Province	87.0		

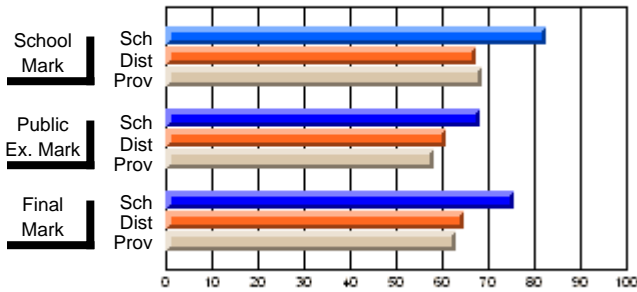
  

	Public Exam Mark	School vs District	School vs Province
<b>Public Exam Mark</b>			
School	<b>68.2</b>		
District	60.8	P	P
Province	58.4		

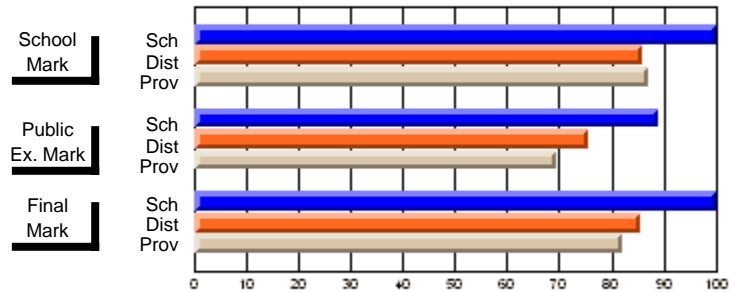
  

	Final Mark	School vs District	School vs Province
<b>Final Mark</b>			
School	<b>75.6</b>		
District	64.9	P	P
Province	63.0		

**Average Scores**



**Percent Passes**



\* Data from the High School Certification System. The results from supplementary courses are not reflected in these results. All students obtaining a score of 48 or 49 on the final mark, were adjusted to 50 and are reflected in the Final Mark column.



## High School Course Results 2002-03

District 9 - Avalon West

#253 - Carbonear Collegiate, Carbonear

Grades: 10-12

Course: WORLD GEOGRAPHY 3202			
# students in course: 25			
	School Mark	School vs District	School vs Province
<b>Average Score</b>			
School	<b>68.7</b>		
District	67.6	P	P
Province	68.4		
<b>Percent of Passes</b>			
School	<b>96.0</b>		
District	94.0	P	P
Province	91.6		

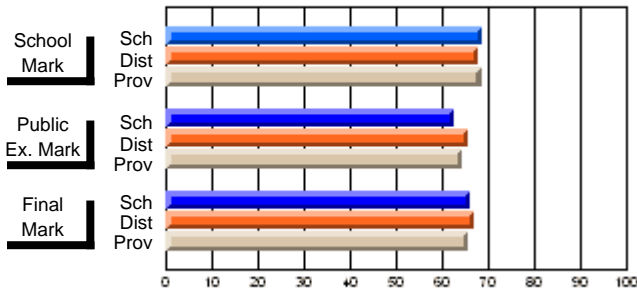
  

	Public Exam Mark	School vs District	School vs Province
School	<b>62.5</b>		
District	65.6	Q	Q
Province	64.2		

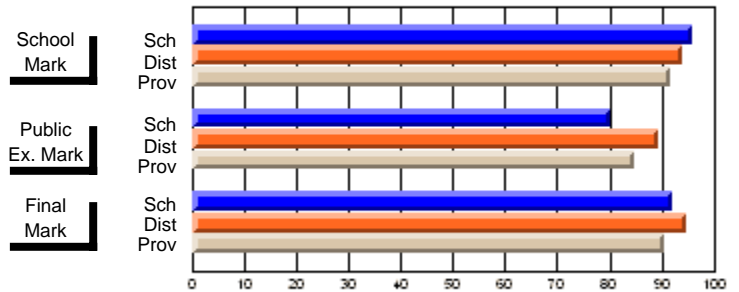
  

	Final Mark	School vs District	School vs Province
School	<b>65.9</b>		
District	66.8	Q	P
Province	65.7		

**Average Scores**



**Percent Passes**



\* Data from the High School Certification System. The results from supplementary courses are not reflected in these results. All students obtaining a score of 48 or 49 on the final mark, were adjusted to 50 and are reflected in the Final Mark column.



## High School Course Results 2002-03

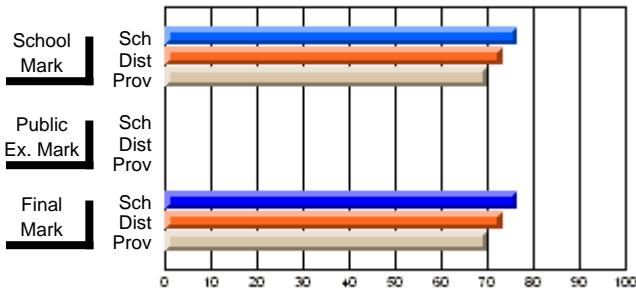
District 9 - Avalon West

#253 - Carbonear Collegiate, Carbonear

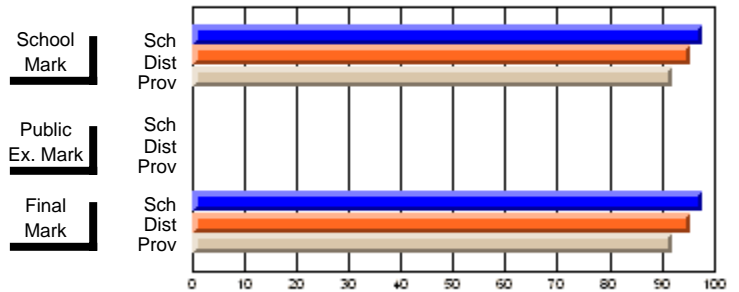
Grades: 10-12

Course: GLOBAL ISSUES 3205			
# students in course: 128			
	<b>School Mark</b>	School vs District	School vs Province
<b>Average Score</b>	<b>76.6</b>		
School	76.6		
District	73.2	P	P
Province	69.8		
<b>Percent of Passes</b>	<b>97.7</b>		
School	97.7		
District	95.6	P	P
Province	92.2		

**Average Scores**



**Percent Passes**



\* Data from the High School Certification System. The results from supplementary courses are not reflected in these results. All students obtaining a score of 48 or 49 on the final mark, were adjusted to 50 and are reflected in the Final Mark column.





## High School Course Results 2002-03

District 9 - Avalon West

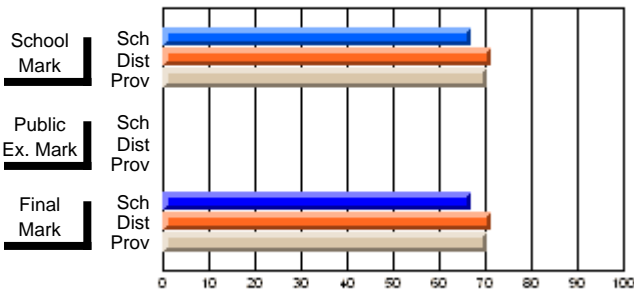
#253 - Carbonear Collegiate, Carbonear

Grades: 10-12

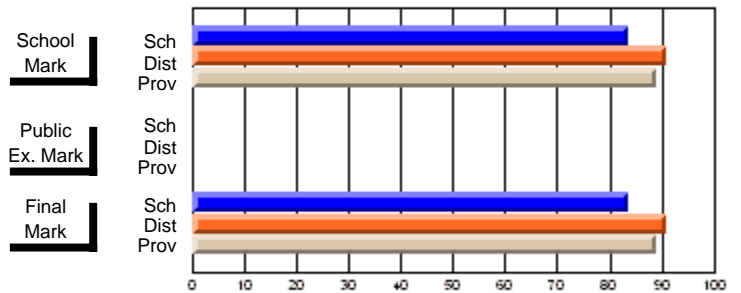
**Subject: Guidance**

Course: CAREER EXPLORATION 1101									
# students in course: 92									
	<b>School Mark</b>	School vs District	School vs Province	<b>Public Exam Mark</b>	School vs District	School vs Province	<b>Final Mark</b>	School vs District	School vs Province
<b><u>Average Score</u></b>	<b>67.1</b>						<b>67.1</b>		
School	71.3	q	q				71.3	q	q
District	70.2						70.2		
Province									
<b><u>Percent of Passes</u></b>									
School	<b>83.7</b>						<b>83.7</b>		
District	91.1	q	q				91.1	q	q
Province	88.9						88.9		

**Average Scores**



**Percent Passes**



\* Data from the High School Certification System. The results from supplementary courses are not reflected in these results. All students obtaining a score of 48 or 49 on the final mark, were adjusted to 50 and are reflected in the Final Mark column.



## High School Course Results 2002-03

District 9 - Avalon West

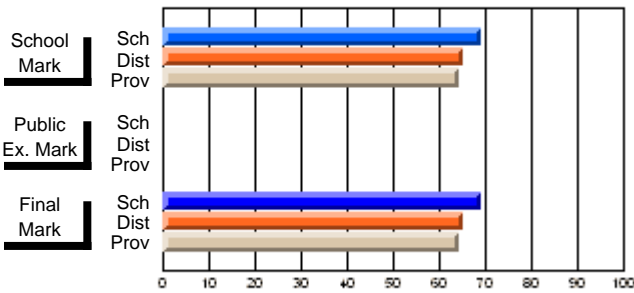
#253 - Carbonear Collegiate, Carbonear

Grades: 10-12

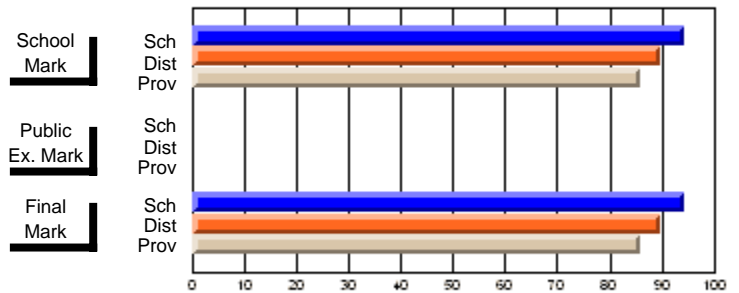
**Subject: Science**

Course: SCIENCE 1206									
# students in course: 157									
	<b>School Mark</b>	School vs District	School vs Province	<b>Public Exam Mark</b>	School vs District	School vs Province	<b>Final Mark</b>	School vs District	School vs Province
<b><u>Average Score</u></b>	<b>69.0</b>						<b>69.0</b>		
School	65.2	P	P				65.2	P	P
District	64.3						64.3		
Province							64.3		
<b><u>Percent of Passes</u></b>									
School	<b>94.3</b>						<b>94.3</b>		
District	89.6	P	P				89.6	P	P
Province	85.9						85.9		

**Average Scores**



**Percent Passes**



\* Data from the High School Certification System. The results from supplementary courses are not reflected in these results. All students obtaining a score of 48 or 49 on the final mark, were adjusted to 50 and are reflected in the Final Mark column.





## High School Course Results 2002-03

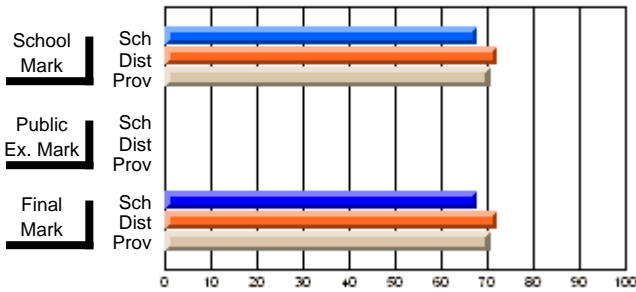
District 9 - Avalon West

#253 - Carbonear Collegiate, Carbonear

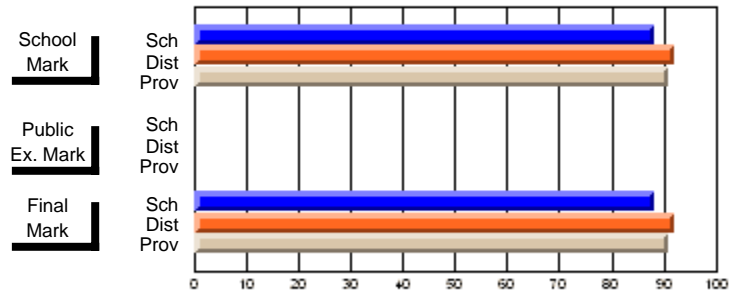
Grades: 10-12

Course: CHEMISTRY 2202			
# students in course: 68			
	<b>School Mark</b>	School vs District	School vs Province
<b>Average Score</b>	<b>67.7</b>		
School	67.7		
District	71.9	q	q
Province	70.6		
<b>Percent of Passes</b>	<b>88.2</b>		
School	88.2		
District	92.0	q	q
Province	91.1		

**Average Scores**



**Percent Passes**



\* Data from the High School Certification System. The results from supplementary courses are not reflected in these results. All students obtaining a score of 48 or 49 on the final mark, were adjusted to 50 and are reflected in the Final Mark column.



## High School Course Results 2002-03

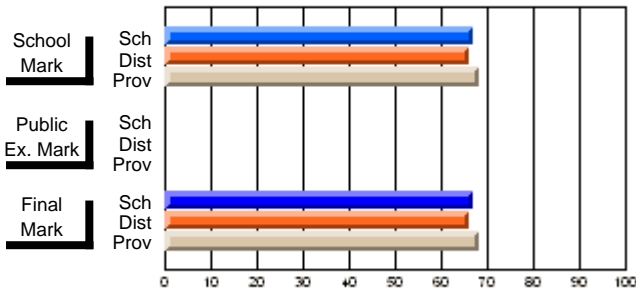
District 9 - Avalon West

#253 - Carbonear Collegiate, Carbonear

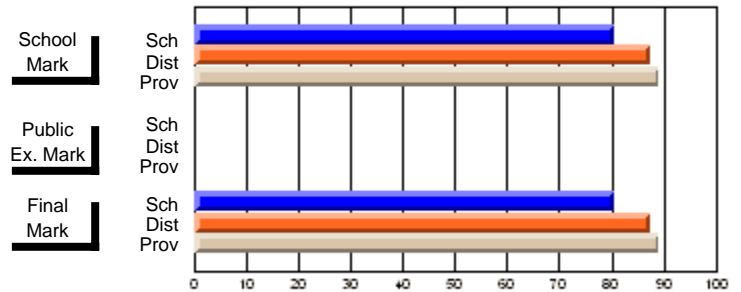
Grades: 10-12

Course: PHYSICS 2204			
# students in course: 36			
	<b>School Mark</b>	School vs District	School vs Province
<b>Average Score</b>	<b>66.9</b>		
School	66.9		
District	66.2	p	q
Province	68.3		
<b>Percent of Passes</b>	<b>80.6</b>		
School	80.6		
District	87.6	q	q
Province	89.2		

**Average Scores**



**Percent Passes**



\* Data from the High School Certification System. The results from supplementary courses are not reflected in these results. All students obtaining a score of 48 or 49 on the final mark, were adjusted to 50 and are reflected in the Final Mark column.



## High School Course Results 2002-03

District 9 - Avalon West

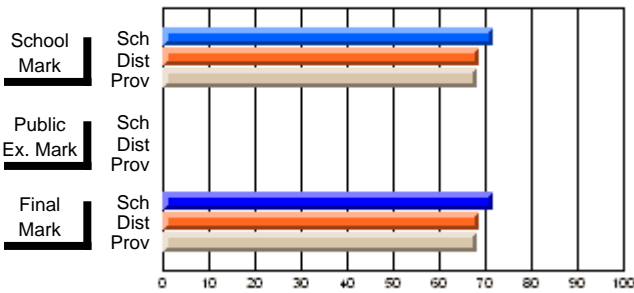
#253 - Carbonear Collegiate, Carbonear

Grades: 10-12

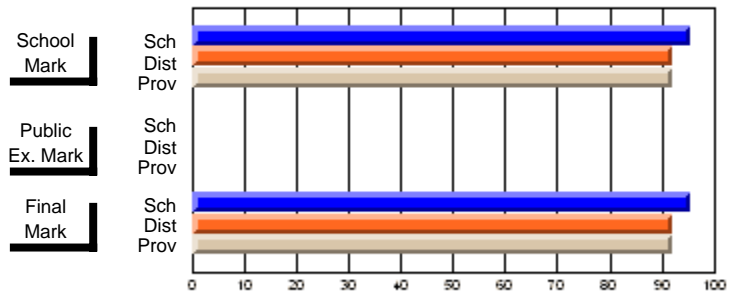
### Subject: English Language

Course: ENGLISH 1201								
# students in course: 157								
	<b>School Mark</b>	School vs District	School vs Province		<b>Public Exam Mark</b>	School vs District	School vs Province	
<b><u>Average Score</u></b>								
School	71.7							
District	68.6	P	P					
Province	68.2							
<b><u>Percent of Passes</u></b>								
School	95.5							
District	92.1	P	P					
Province	92.0							

**Average Scores**



**Percent Passes**



\* Data from the High School Certification System. The results from supplementary courses are not reflected in these results. All students obtaining a score of 48 or 49 on the final mark, were adjusted to 50 and are reflected in the Final Mark column.



## High School Course Results 2002-03

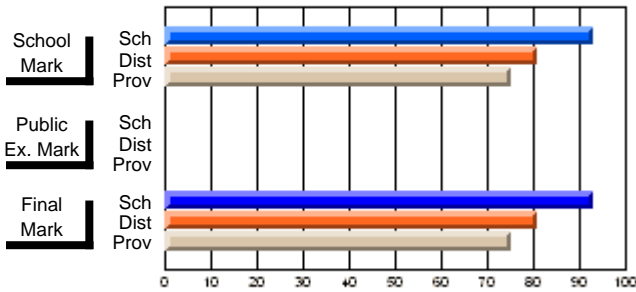
District 9 - Avalon West

#253 - Carbonear Collegiate, Carbonear

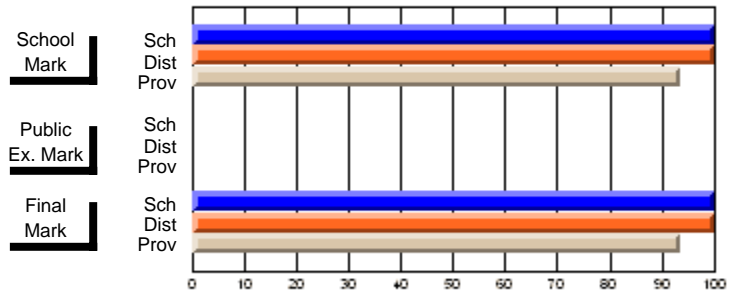
Grades: 10-12

Course: THEATRE ARTS 2200			
# students in course: 20			
	School Mark	School vs District	School vs Province
<b>Average Score</b>	<b>93.0</b>		
School	80.9	P	P
District	75.3		
Province			
<b>Percent of Passes</b>	<b>100.0</b>		
School	100.0	P	P
District	93.7		
Province			

**Average Scores**



**Percent Passes**



\* Data from the High School Certification System. The results from supplementary courses are not reflected in these results. All students obtaining a score of 48 or 49 on the final mark, were adjusted to 50 and are reflected in the Final Mark column.



## High School Course Results 2002-03

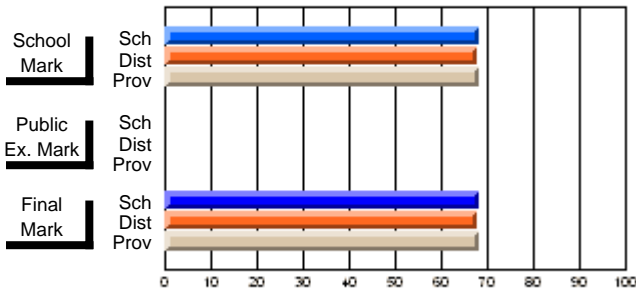
District 9 - Avalon West

#253 - Carbonear Collegiate, Carbonear

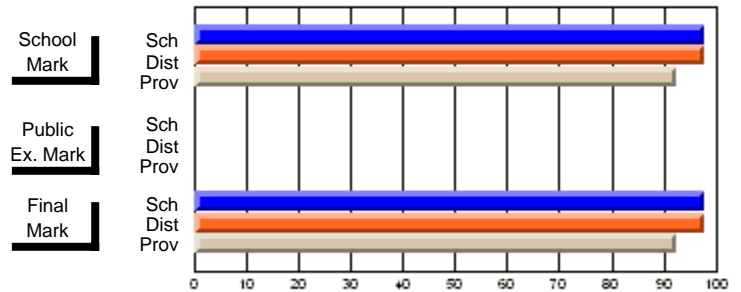
Grades: 10-12

Course: ENGLISH 2201			
# students in course: 136			
	<b>School Mark</b>	School vs District	School vs Province
<b>Average Score</b>	<b>68.1</b>		
School	68.1		
District	67.9	P	Q
Province	68.2		
<b>Percent of Passes</b>			
School	<b>97.8</b>		
District	97.8	P	P
Province	92.3		
	<b>Public Exam Mark</b>	School vs District	School vs Province
	<b>Final Mark</b>	School vs District	School vs Province
	<b>68.1</b>		
	67.9	P	Q
	68.2		
	<b>97.8</b>		
	97.8	P	P
	92.3		

**Average Scores**



**Percent Passes**



\* Data from the High School Certification System. The results from supplementary courses are not reflected in these results. All students obtaining a score of 48 or 49 on the final mark, were adjusted to 50 and are reflected in the Final Mark column.





## High School Course Results 2002-03

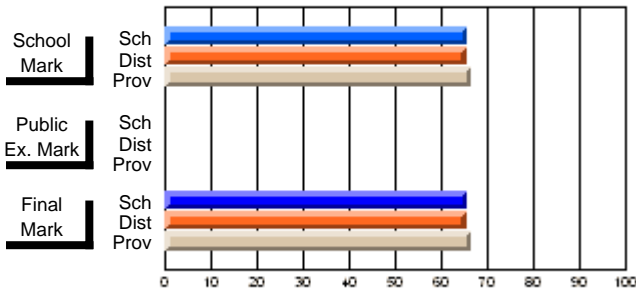
District 9 - Avalon West

#253 - Carbonear Collegiate, Carbonear

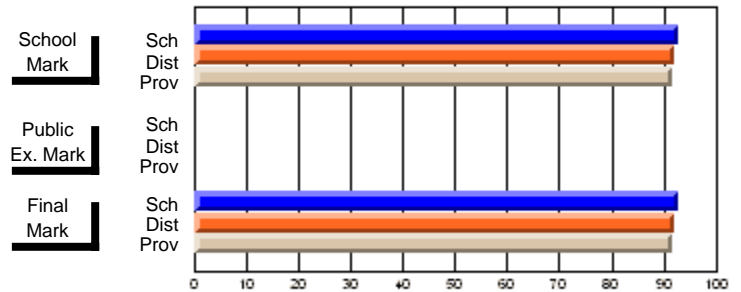
Grades: 10-12

Course: ENGLISH LANGUAGE ARTS 3211			
# students in course: 127			
	<b>School Mark</b>	School vs District	School vs Province
<b>Average Score</b>	<b>65.7</b>		
School	65.7		
District	65.4	P	Q
Province	66.6		
<b>Percent of Passes</b>	<b>92.9</b>		
School	92.9		
District	92.2	P	P
Province	91.8		

**Average Scores**



**Percent Passes**



\* Data from the High School Certification System. The results from supplementary courses are not reflected in these results. All students obtaining a score of 48 or 49 on the final mark, were adjusted to 50 and are reflected in the Final Mark column.



High School Course Results  
2002-03

District 9 - Avalon West

#253 - Carbonear Collegiate, Carbonear

Grades: 10-12

---

\* Data from the High School Certification System. The results from supplementary courses are not reflected in these results. All students obtaining a score of 48 or 49 on the final mark, were adjusted to 50 and are reflected in the Final Mark column.

Modification Time: 3:57:46PM

Modification Date: 2/27/2006

Source: Evaluation & Research



## High School Course Results 2002-03

District 9 - Avalon West

#256 - St. Joseph's Intermediate, Carbonear

Grades: 6-9

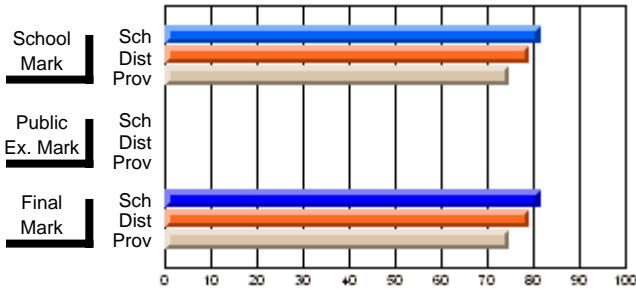
### Subject: Technology Education

Course: MICROCOMPUTER SYSTEMS 1100

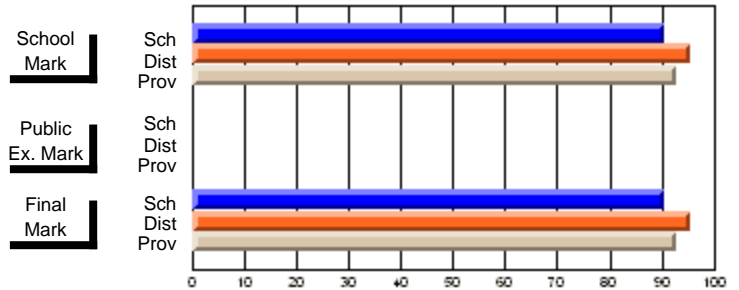
# students in course: 63

	<b>School Mark</b>	School vs District	School vs Province	<b>Public Exam Mark</b>	School vs District	School vs Province	<b>Final Mark</b>	School vs District	School vs Province
<b>Average Score</b>	<b>81.4</b>						<b>81.4</b>		
School	81.4						81.4		
District	79.1	P	P				79.1	P	P
Province	74.7						74.7		
<b>Percent of Passes</b>	<b>90.5</b>						<b>90.5</b>		
School	90.5						90.5		
District	95.7	q	q				95.7	q	q
Province	92.9						92.9		

**Average Scores**



**Percent Passes**



\* Data from the High School Certification System. The results from supplementary courses are not reflected in these results. All students obtaining a score of 48 or 49 on the final mark, were adjusted to 50 and are reflected in the Final Mark column.



## High School Course Results 2002-03

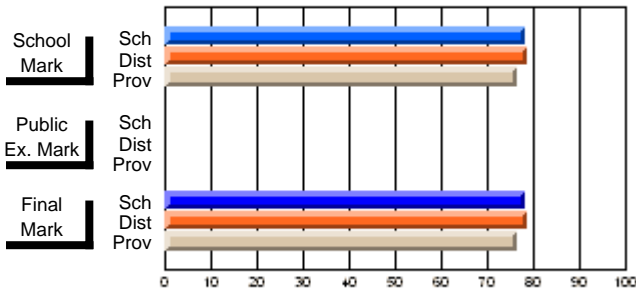
District 9 - Avalon West

#256 - St. Joseph's Intermediate, Carbonear

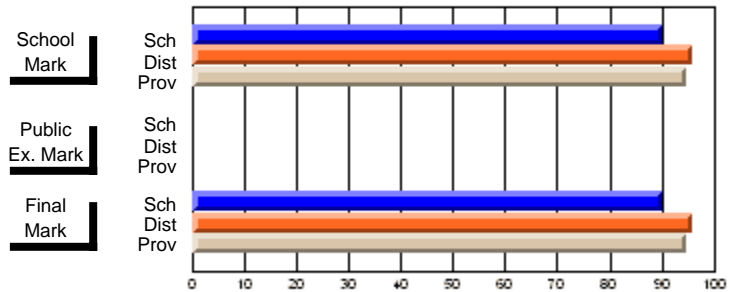
Grades: 6-9

Course: KEYBOARDING/WORD PROCESSING 1101			
# students in course: 61			
	School Mark	School vs District	School vs Province
<b>Average Score</b>	<b>78.3</b>		
School	78.3		
District	78.6	q	p
Province	76.5		
<b>Percent of Passes</b>			
School	<b>90.2</b>		
District	95.9	q	q
Province	94.8		

**Average Scores**



**Percent Passes**



\* Data from the High School Certification System. The results from supplementary courses are not reflected in these results. All students obtaining a score of 48 or 49 on the final mark, were adjusted to 50 and are reflected in the Final Mark column.



High School Course Results  
2002-03

District 9 - Avalon West

#256 - St. Joseph's Intermediate, Carbonear

Grades: 6-9

---

\* Data from the High School Certification System. The results from supplementary courses are not reflected in these results. All students obtaining a score of 48 or 49 on the final mark, were adjusted to 50 and are reflected in the Final Mark column.

Modification Time: 3:57:46PM

Modification Date: 2/27/2006

Source: Evaluation & Research



## High School Course Results 2002-03

District 9 - Avalon West

#269 - St. Francis, Harbour Grace

Grades: 5-9

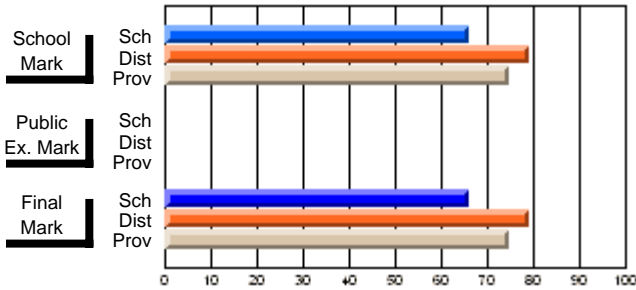
### Subject: Technology Education

Course: MICROCOMPUTER SYSTEMS 1100

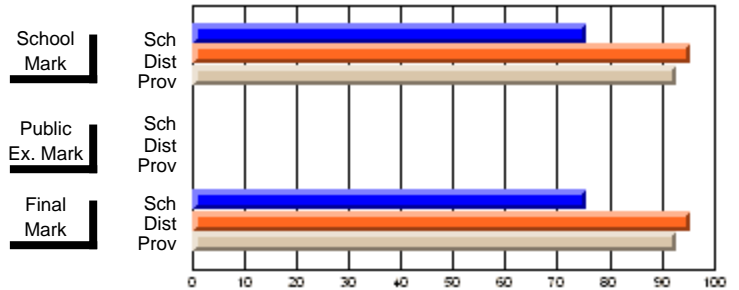
# students in course: 41

	<b>School Mark</b>	School vs District	School vs Province	<b>Public Exam Mark</b>	School vs District	School vs Province	<b>Final Mark</b>	School vs District	School vs Province
<b><u>Average Score</u></b>	<b>66.0</b>						<b>66.0</b>		
School	66.0						66.0		
District	79.1	q	q				79.1	q	q
Province	74.7						74.7		
<b><u>Percent of Passes</u></b>	<b>75.6</b>						<b>75.6</b>		
School	75.6						75.6		
District	95.7	q	q				95.7	q	q
Province	92.9						92.9		

**Average Scores**



**Percent Passes**



\* Data from the High School Certification System. The results from supplementary courses are not reflected in these results. All students obtaining a score of 48 or 49 on the final mark, were adjusted to 50 and are reflected in the Final Mark column.



High School Course Results  
2002-03

District 9 - Avalon West

#269 - St. Francis, Harbour Grace

Grades: 5-9

---

\* Data from the High School Certification System. The results from supplementary courses are not reflected in these results. All students obtaining a score of 48 or 49 on the final mark, were adjusted to 50 and are reflected in the Final Mark column.

Modification Time: 3:57:46PM

Modification Date: 2/27/2006

Source: Evaluation & Research



## High School Course Results 2002-03

District 9 - Avalon West

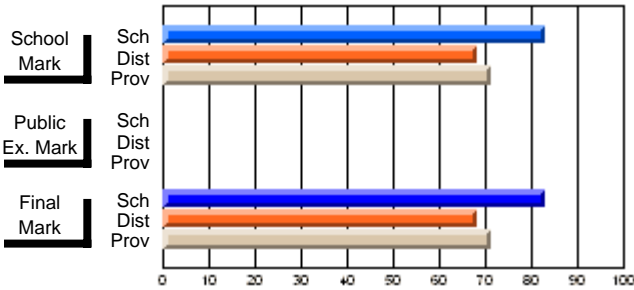
#274 - St. Catherine's Academy, Mount Carmel

Grades: K-12

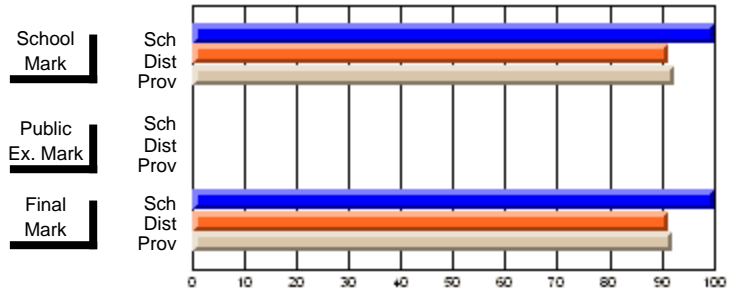
**Subject: Art**

Course: ART TECHNOLOGIES 1201								
# students in course: 25								
	<b>School Mark</b>	School vs District	School vs Province		<b>Public Exam Mark</b>	School vs District	School vs Province	
<b><u>Average Score</u></b>	<b>82.8</b>							
School	68.0	P	P					
District	71.4							
Province								
<b><u>Percent of Passes</u></b>	<b>100.0</b>							
School	91.3	P	P					
District	92.3							
Province								

**Average Scores**



**Percent Passes**



\* Data from the High School Certification System. The results from supplementary courses are not reflected in these results. All students obtaining a score of 48 or 49 on the final mark, were adjusted to 50 and are reflected in the Final Mark column.





## High School Course Results 2002-03

District 9 - Avalon West

#274 - St. Catherine's Academy, Mount Carmel

Grades: K-12

Course: ART & DESIGN 2200			
# students in course: 7			
	<b>School Mark</b>	School vs District	School vs Province
<b>Average Score</b>	<b>82.1</b>		
School	82.1		
District	73.4	P	P
Province	72.9		
<b>Percent of Passes</b>			
School	<b>100.0</b>		
District	95.6	P	P
Province	92.9		

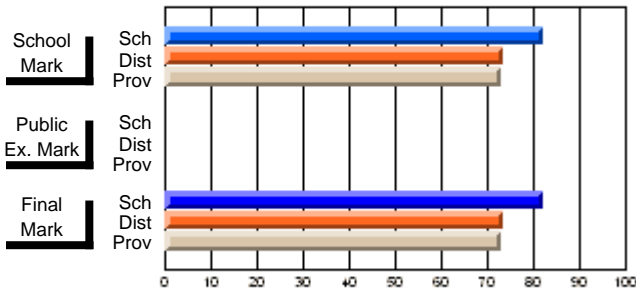
  

	<b>Public Exam Mark</b>	School vs District	School vs Province
<b>Public Exam Mark</b>			
School			
District			
Province			

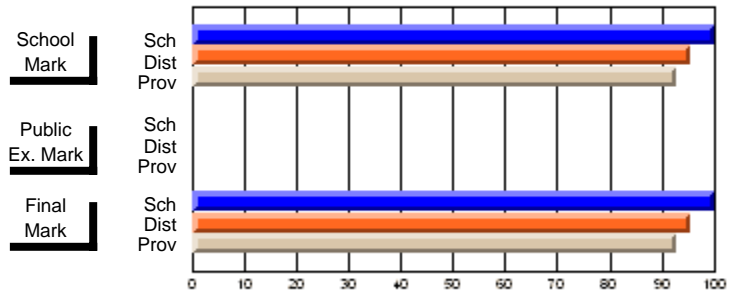
  

	<b>Final Mark</b>	School vs District	School vs Province
<b>Final Mark</b>	<b>82.1</b>		
School	82.1		
District	73.4	P	P
Province	72.9		

**Average Scores**



**Percent Passes**



\* Data from the High School Certification System. The results from supplementary courses are not reflected in these results. All students obtaining a score of 48 or 49 on the final mark, were adjusted to 50 and are reflected in the Final Mark column.



**High School Course Results  
2002-03**

District 9 - Avalon West

#274 - St. Catherine's Academy, Mount Carmel

Grades: K-12

**Subject: Enterprise Education**

Course: ENTERPRISE 3205				School data has 5 or fewer students. Data withheld for reasons of confidentiality.					
# students in course: 2				<b>Public Exam Mark</b>			<b>Final Mark</b>		
	<b>School Mark</b>	School vs District	School vs Province		School vs District	School vs Province		School vs District	School vs Province
<b>Average Score</b>									
School									
District	76.2	q	p				76.2	q	p
Province	72.6						72.6		
<b>Percent of Passes</b>									
School									
District	94.7	p	p				94.7	p	p
Province	91.7						91.7		

\* Data from the High School Certification System. The results from supplementary courses are not reflected in these results. All students obtaining a score of 48 or 49 on the final mark, were adjusted to 50 and are reflected in the Final Mark column.



## High School Course Results 2002-03

District 9 - Avalon West

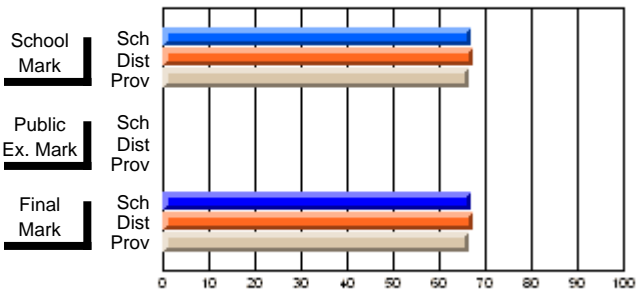
#274 - St. Catherine's Academy, Mount Carmel

Grades: K-12

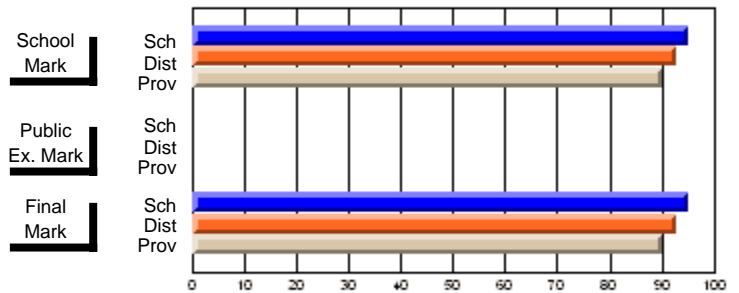
### Subject: English Language

Course: ENGLISH 1201								
# students in course: 21								
	<b>School Mark</b>	School vs District	School vs Province		<b>Public Exam Mark</b>	School vs District	School vs Province	
<b>Average Score</b>	<b>66.8</b>							
School	66.8							
District	67.5	q	p					
Province	66.6							
<b>Percent of Passes</b>	<b>95.2</b>							
School	95.2							
District	92.9	p	p					
Province	90.3							

**Average Scores**



**Percent Passes**



\* Data from the High School Certification System. The results from supplementary courses are not reflected in these results. All students obtaining a score of 48 or 49 on the final mark, were adjusted to 50 and are reflected in the Final Mark column.



## High School Course Results 2002-03

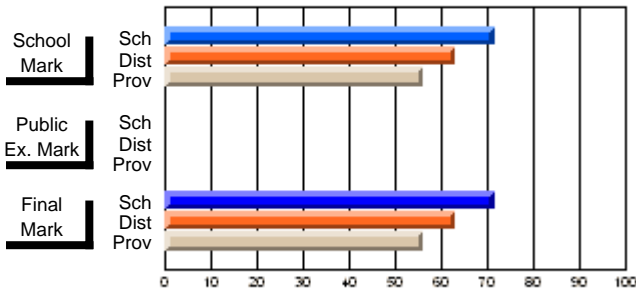
District 9 - Avalon West

#274 - St. Catherine's Academy, Mount Carmel

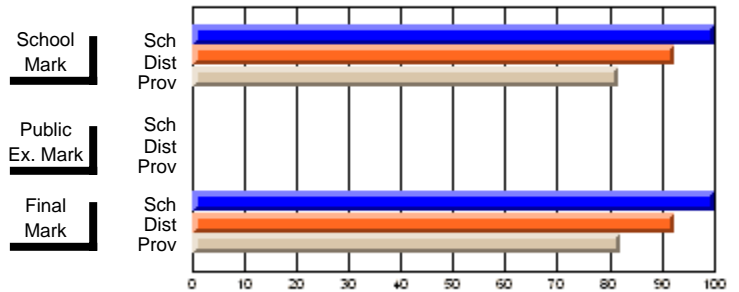
Grades: K-12

Course: ENGLISH 1202			
# students in course: 8			
	<b>School Mark</b>	School vs District	School vs Province
<b>Average Score</b>	<b>71.5</b>		
School	63.2	P	P
District	56.0		
Province			
<b>Percent of Passes</b>	<b>100.0</b>		
School	92.6	P	P
District	81.9		
Province			
		<b>Public Exam Mark</b>	<b>School vs District</b>
		<b>71.5</b>	<b>School vs Province</b>
		63.2	63.2
		56.0	56.0
		P	P
		92.6	92.6
		81.9	81.9
		P	P
		82.0	82.0

**Average Scores**



**Percent Passes**



\* Data from the High School Certification System. The results from supplementary courses are not reflected in these results. All students obtaining a score of 48 or 49 on the final mark, were adjusted to 50 and are reflected in the Final Mark column.



## High School Course Results 2002-03

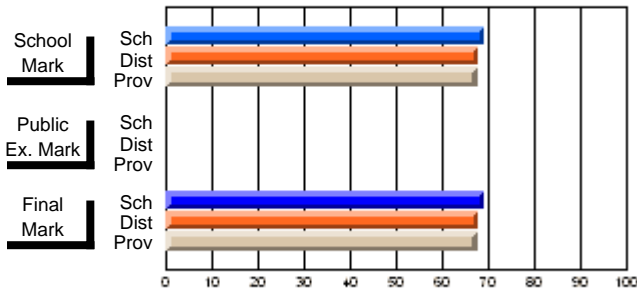
District 9 - Avalon West

#274 - St. Catherine's Academy, Mount Carmel

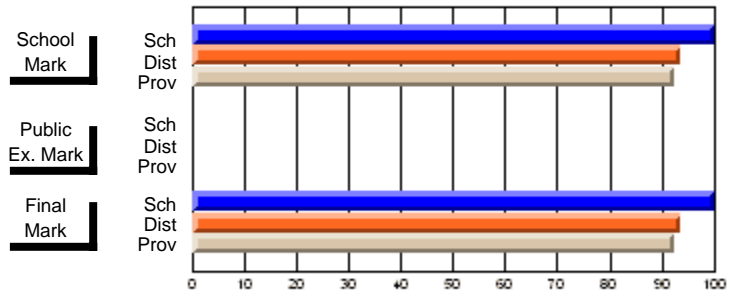
Grades: K-12

Course: ENGLISH 2201											
# students in course: 22											
	<b>School Mark</b>	School vs District	School vs Province		<b>Public Exam Mark</b>	School vs District	School vs Province		<b>Final Mark</b>	School vs District	School vs Province
<b><u>Average Score</u></b>	<b>69.1</b>								<b>69.1</b>		
School	67.9	P	P						67.9	P	P
District	67.6								67.6		
Province											
<b><u>Percent of Passes</u></b>	<b>100.0</b>								<b>100.0</b>		
School	93.8	P	P						93.8	P	P
District	92.3								92.3		
Province											

**Average Scores**



**Percent Passes**



\* Data from the High School Certification System. The results from supplementary courses are not reflected in these results. All students obtaining a score of 48 or 49 on the final mark, were adjusted to 50 and are reflected in the Final Mark column.



**High School Course Results  
2002-03**

District 9 - Avalon West

#274 - St. Catherine's Academy, Mount Carmel

Grades: K-12

Course: ENGLISH 2202				School data has 5 or fewer students. Data withheld for reasons of confidentiality.			
# students in course: 3				<b>Public Exam Mark</b>		<b>Final Mark</b>	
	<b>School Mark</b>	School vs District	School vs Province	School vs District	School vs Province	School vs District	School vs Province
<b>Average Score</b>							
School							
District	64.3	P	P			64.4	P
Province	58.8					58.8	
<b>Percent of Passes</b>							
School							
District	92.5	P	P			92.5	P
Province	86.2					86.2	

\* Data from the High School Certification System. The results from supplementary courses are not reflected in these results. All students obtaining a score of 48 or 49 on the final mark, were adjusted to 50 and are reflected in the Final Mark column.



## High School Course Results 2002-03

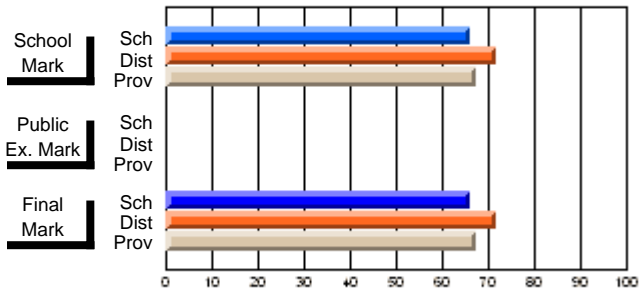
District 9 - Avalon West

#274 - St. Catherine's Academy, Mount Carmel

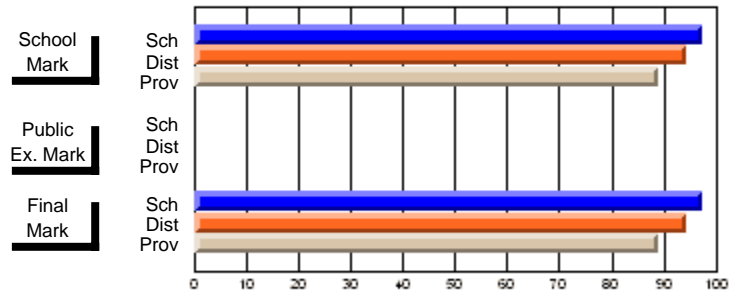
Grades: K-12

Course: WRITING 2203						
# students in course: 38						
	<b>School Mark</b>	School vs District	School vs Province	<b>Public Exam Mark</b>	School vs District	School vs Province
<b>Average Score</b>	<b>66.1</b>					
School	66.1					
District	71.6	q	q			
Province	67.4					
<b>Percent of Passes</b>	<b>97.4</b>					
School	97.4					
District	94.4	P	P			
Province	89.0					

**Average Scores**



**Percent Passes**



\* Data from the High School Certification System. The results from supplementary courses are not reflected in these results. All students obtaining a score of 48 or 49 on the final mark, were adjusted to 50 and are reflected in the Final Mark column.



## High School Course Results 2002-03

District 9 - Avalon West

#274 - St. Catherine's Academy, Mount Carmel

Grades: K-12

Course: LANGUAGE 3101			
# students in course: 26			
	<b>School Mark</b>	School vs District	School vs Province
<b><u>Average Score</u></b>			
School	<b>67.4</b>		
District	71.3	q	q
Province	67.6		
<b><u>Percent of Passes</u></b>			
School	<b>100.0</b>		
District	97.0	P	P
Province	92.9		

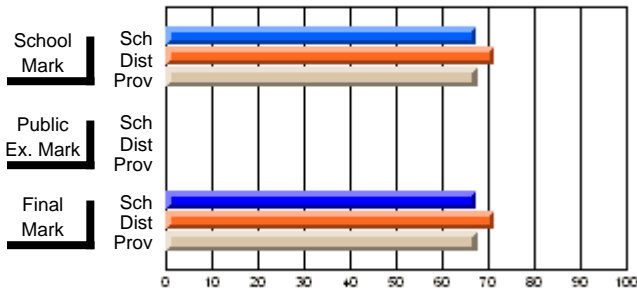
  

	<b>Public Exam Mark</b>	School vs District	School vs Province
<b>Public Exam Mark</b>			
School			
District			
Province			

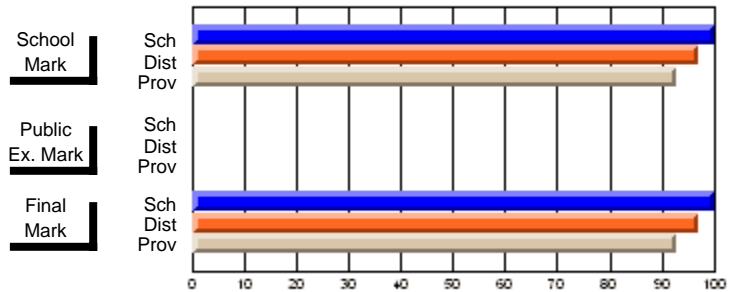
  

	<b>Final Mark</b>	School vs District	School vs Province
<b>Final Mark</b>			
School	<b>67.4</b>		
District	71.3	q	q
Province	67.5		
<b>Percent of Passes</b>			
School	<b>100.0</b>		
District	97.2	P	P
Province	92.9		

**Average Scores**



**Percent Passes**



\* Data from the High School Certification System. The results from supplementary courses are not reflected in these results. All students obtaining a score of 48 or 49 on the final mark, were adjusted to 50 and are reflected in the Final Mark column.





## High School Course Results 2002-03

District 9 - Avalon West

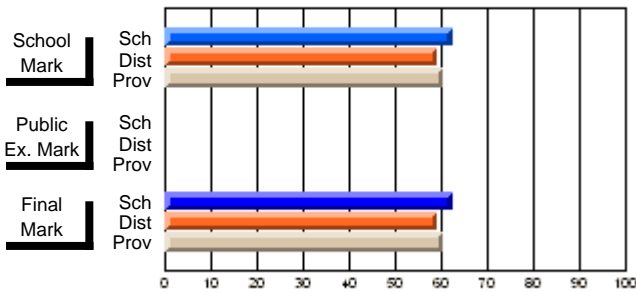
#274 - St. Catherine's Academy, Mount Carmel

Grades: K-12

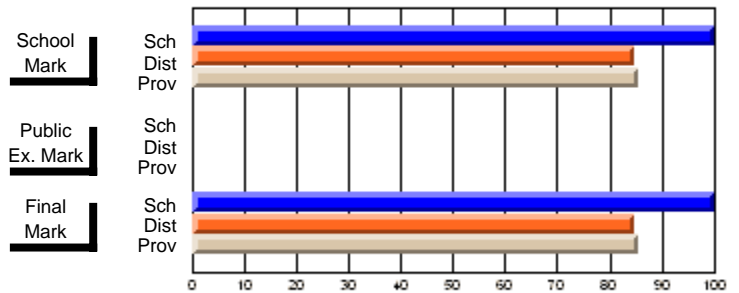
### Subject: English Literature

Course: CANADIAN LITERATURE 2204								
# students in course: 25								
	<b>School Mark</b>	School vs District	School vs Province		<b>Public Exam Mark</b>	School vs District	School vs Province	
<b><u>Average Score</u></b>	<b>62.4</b>							
School	62.4							
District	59.3	P	P					
Province	60.5							
<b><u>Percent of Passes</u></b>	<b>100.0</b>							
School	100.0							
District	84.8	P	P					
Province	85.4							
Final Mark	62.4							
District	59.3	P	P					
Province	60.5							
Final Mark	100.0							
District	84.8	P	P					
Province	85.4							

**Average Scores**



**Percent Passes**



\* Data from the High School Certification System. The results from supplementary courses are not reflected in these results. All students obtaining a score of 48 or 49 on the final mark, were adjusted to 50 and are reflected in the Final Mark column.



## High School Course Results 2002-03

District 9 - Avalon West

#274 - St. Catherine's Academy, Mount Carmel

Grades: K-12

Course: LITERARY HERITAGE 3202			
# students in course: 34			
	<b>School Mark</b>	School vs District	School vs Province
<b>Average Score</b>	<b>72.9</b>		
School	72.9		
District	69.8	P	P
Province	69.7		
<b>Percent of Passes</b>			
School	<b>100.0</b>		
District	94.9	P	P
Province	92.6		

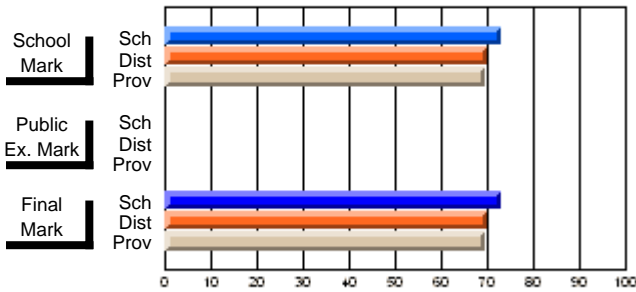
  

	<b>Public Exam Mark</b>	School vs District	School vs Province
<b>Final Mark</b>	<b>72.9</b>		
School	72.9		
District	69.8	P	P
Province	69.6		

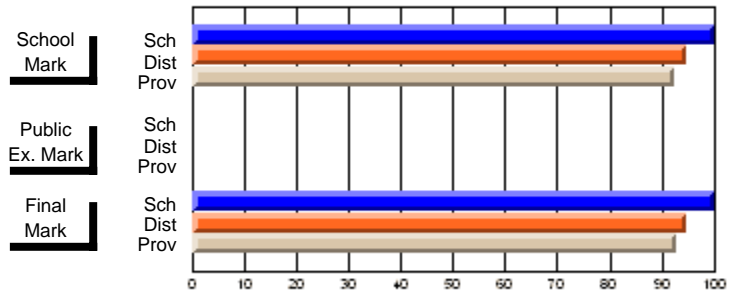
  

	<b>Final Mark</b>	School vs District	School vs Province
<b>Final Mark</b>	<b>100.0</b>		
School	100.0		
District	94.9	P	P
Province	92.7		

**Average Scores**



**Percent Passes**



\* Data from the High School Certification System. The results from supplementary courses are not reflected in these results. All students obtaining a score of 48 or 49 on the final mark, were adjusted to 50 and are reflected in the Final Mark column.







**High School Course Results  
2002-03**

District 9 - Avalon West

#274 - St. Catherine's Academy, Mount Carmel

Grades: K-12

Course: ADV WORDPROCESSING/DESK TOP 2101				School data has 5 or fewer students. Data withheld for reasons of confidentiality.					
# students in course: 1	<b>School Mark</b>	School vs District	School vs Province	<b>Public Exam Mark</b>	School vs District	School vs Province	<b>Final Mark</b>	School vs District	School vs Province
<b>Average Score</b>									
School									
District	75.2	P	P				75.2	P	P
Province	74.6			70.0			74.6		
<b>Percent of Passes</b>									
School									
District	96.5	P	P				96.5	P	P
Province	92.9			100.0			92.9		

\* Data from the High School Certification System. The results from supplementary courses are not reflected in these results. All students obtaining a score of 48 or 49 on the final mark, were adjusted to 50 and are reflected in the Final Mark column.



## High School Course Results 2002-03

District 9 - Avalon West

#274 - St. Catherine's Academy, Mount Carmel

Grades: K-12

Course: COMMUNICATIONS TECHNOLOGY 2104			
# students in course: 26			
	School Mark	School vs District	School vs Province
<b>Average Score</b>	<b>81.7</b>		
School	81.7		
District	72.6	P	P
Province	70.4		
<b>Percent of Passes</b>			
School	<b>100.0</b>		
District	95.0	P	P
Province	90.8		

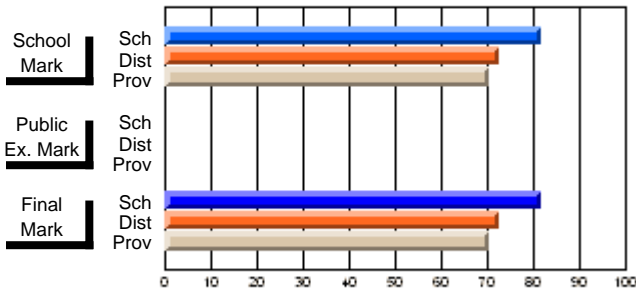
  

	Public Exam Mark	School vs District	School vs Province
<b>Public Exam Mark</b>			
School			
District			
Province			

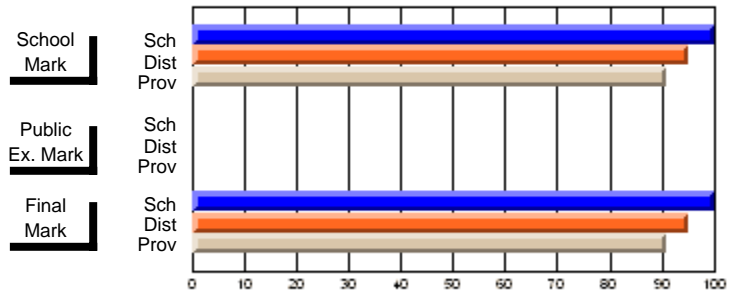
  

	Final Mark	School vs District	School vs Province
<b>Final Mark</b>	<b>81.7</b>		
School	81.7		
District	72.6	P	P
Province	70.4		
<b>Final Mark</b>	<b>100.0</b>		
School	100.0		
District	95.0	P	P
Province	90.9		

**Average Scores**



**Percent Passes**



\* Data from the High School Certification System. The results from supplementary courses are not reflected in these results. All students obtaining a score of 48 or 49 on the final mark, were adjusted to 50 and are reflected in the Final Mark column.



**High School Course Results  
2002-03**

District 9 - Avalon West

#274 - St. Catherine's Academy, Mount Carmel

Grades: K-12

Course: DESIGN TECHNOLOGY 2109				School data has 5 or fewer students. Data withheld for reasons of confidentiality.					
# students in course: 1	<b>School Mark</b>	School vs District	School vs Province	<b>Public Exam Mark</b>	School vs District	School vs Province	<b>Final Mark</b>	School vs District	School vs Province
<b>Average Score</b>									
School									
District	67.8	P	P				67.8	P	P
Province	69.1						69.1		
<b>Percent of Passes</b>									
School									
District	90.0	P	P				90.0	P	P
Province	89.3						89.3		

\* Data from the High School Certification System. The results from supplementary courses are not reflected in these results. All students obtaining a score of 48 or 49 on the final mark, were adjusted to 50 and are reflected in the Final Mark column.



## High School Course Results 2002-03

District 9 - Avalon West

#274 - St. Catherine's Academy, Mount Carmel

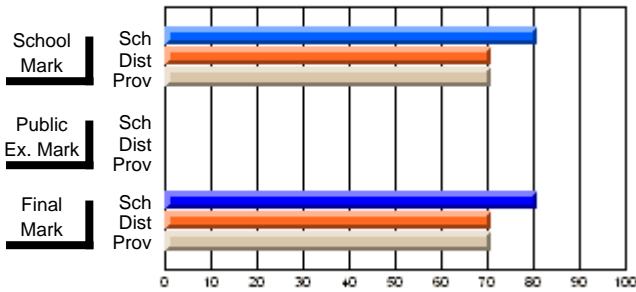
Grades: K-12

Course: COMMUNICATIONS TECHNOLOGY 3104

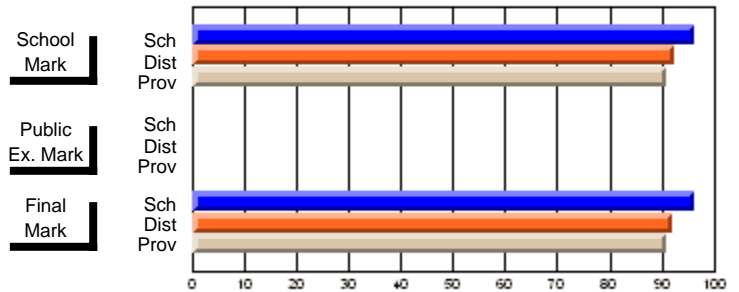
# students in course: 27

	<b>School Mark</b>	School vs District	School vs Province	<b>Public Exam Mark</b>	School vs District	School vs Province	<b>Final Mark</b>	School vs District	School vs Province
<b>Average Score</b>	<b>80.9</b>						<b>80.9</b>		
School	80.9						80.9		
District	70.9	P	P				70.8	P	P
Province	71.0						70.9		
<b>Percent of Passes</b>	<b>96.3</b>						<b>96.3</b>		
School	96.3						96.3		
District	92.5	P	P				92.0	P	P
Province	90.9						90.9		

**Average Scores**



**Percent Passes**



\* Data from the High School Certification System. The results from supplementary courses are not reflected in these results. All students obtaining a score of 48 or 49 on the final mark, were adjusted to 50 and are reflected in the Final Mark column.





## High School Course Results 2002-03

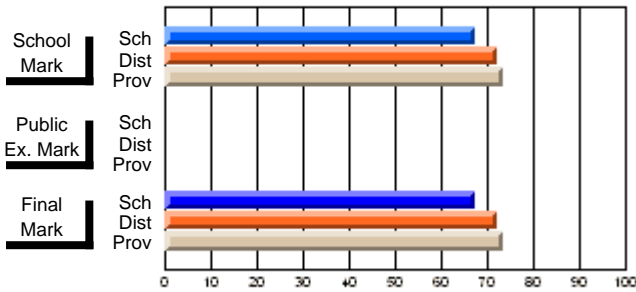
District 9 - Avalon West

#274 - St. Catherine's Academy, Mount Carmel

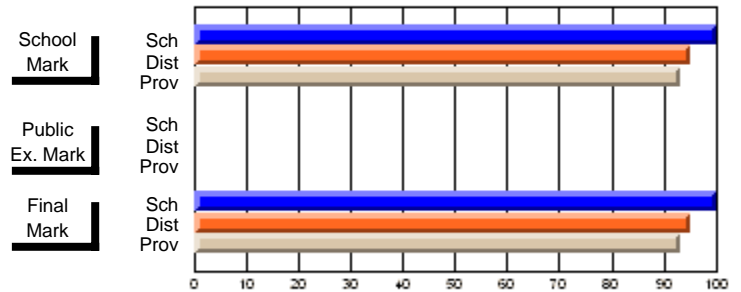
Grades: K-12

Course: COMPUTER TECHNOLOGY 3200			
# students in course: 8			
	<b>School Mark</b>	School vs District	School vs Province
<b>Average Score</b>	<b>67.5</b>		
School	67.5		
District	72.1	q	q
Province	73.5		
<b>Percent of Passes</b>	<b>100.0</b>		
School	100.0		
District	95.0	P	P
Province	93.3		

**Average Scores**



**Percent Passes**



\* Data from the High School Certification System. The results from supplementary courses are not reflected in these results. All students obtaining a score of 48 or 49 on the final mark, were adjusted to 50 and are reflected in the Final Mark column.



## High School Course Results 2002-03

District 9 - Avalon West

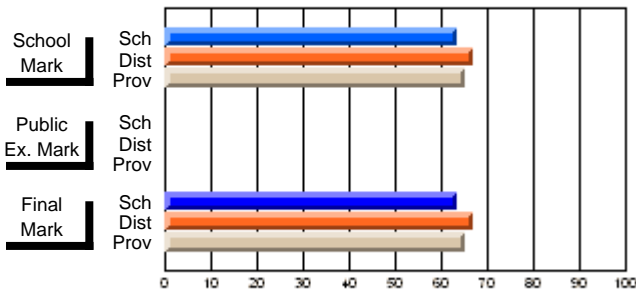
#274 - St. Catherine's Academy, Mount Carmel

Grades: K-12

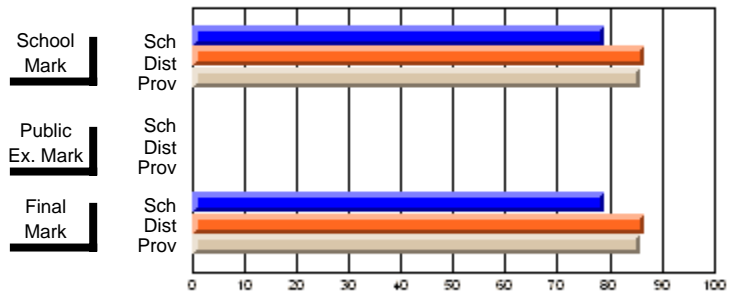
**Subject: Mathematics**

Course: MATHEMATICS 1204								
# students in course: 19								
	<b>School Mark</b>	School vs District	School vs Province		<b>Public Exam Mark</b>	School vs District	School vs Province	
<b><u>Average Score</u></b>								
School	<b>63.4</b>							
District	66.9	q	q					
Province	65.0							
<b><u>Percent of Passes</u></b>								
School	<b>78.9</b>							
District	86.8	q	q					
Province	85.8							

**Average Scores**



**Percent Passes**



\* Data from the High School Certification System. The results from supplementary courses are not reflected in these results. All students obtaining a score of 48 or 49 on the final mark, were adjusted to 50 and are reflected in the Final Mark column.



## High School Course Results 2002-03

District 9 - Avalon West

#274 - St. Catherine's Academy, Mount Carmel

Grades: K-12

Course: MATHEMATICS 1206			
# students in course: 11			
	<b>School Mark</b>	School vs District	School vs Province
<b>Average Score</b>	<b>69.2</b>		
School	69.2		
District	63.8	P	P
Province	56.4		
<b>Percent of Passes</b>			
School	<b>100.0</b>		
District	88.5	P	P
Province	78.1		

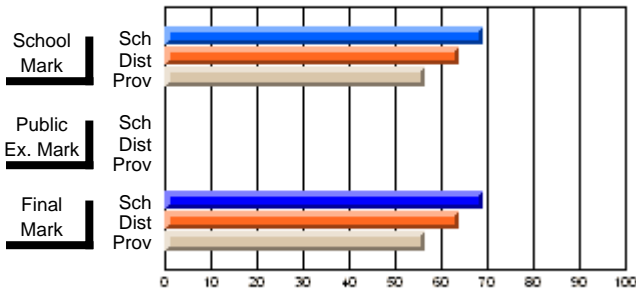
  

	<b>Public Exam Mark</b>	School vs District	School vs Province
<b>Final Mark</b>	<b>69.2</b>		
School	69.2		
District	63.8	P	P
Province	56.4		

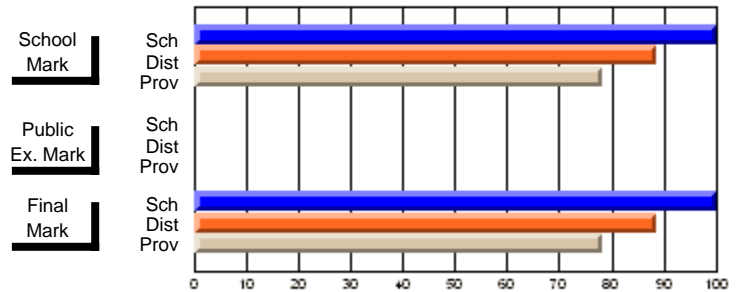
  

	<b>Final Mark</b>	School vs District	School vs Province
<b>Final Mark</b>	<b>100.0</b>		
School	100.0		
District	88.6	P	P
Province	78.3		

**Average Scores**



**Percent Passes**



\* Data from the High School Certification System. The results from supplementary courses are not reflected in these results. All students obtaining a score of 48 or 49 on the final mark, were adjusted to 50 and are reflected in the Final Mark column.



## High School Course Results 2002-03

District 9 - Avalon West

#274 - St. Catherine's Academy, Mount Carmel

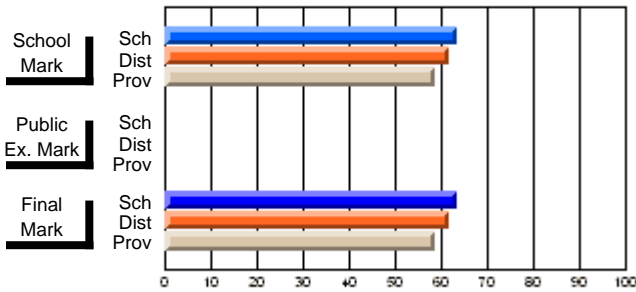
Grades: K-12

Course: MATHEMATICS 2204			
# students in course: 16			
	<b>School Mark</b>	School vs District	School vs Province
<b>Average Score</b>	<b>63.3</b>		
School	63.3		
District	61.8	P	P
Province	58.6		
<b>Percent of Passes</b>			
School	<b>93.8</b>		
District	83.8	P	P
Province	79.1		

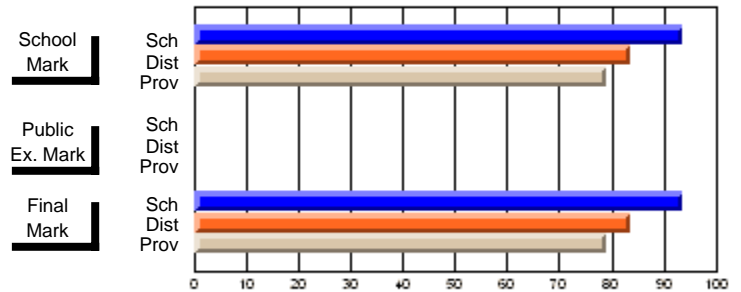
  

	<b>Public Exam Mark</b>	School vs District	School vs Province
<b>Final Mark</b>	<b>63.3</b>		
School	63.3		
District	61.8	P	P
Province	58.6		

**Average Scores**



**Percent Passes**



\* Data from the High School Certification System. The results from supplementary courses are not reflected in these results. All students obtaining a score of 48 or 49 on the final mark, were adjusted to 50 and are reflected in the Final Mark column.



**High School Course Results  
2002-03**

District 9 - Avalon West

#274 - St. Catherine's Academy, Mount Carmel

Grades: K-12

Course: MATHEMATICS 2205				School data has 5 or fewer students. Data withheld for reasons of confidentiality.			
# students in course: 4				<b>Public Exam Mark</b>		<b>Final Mark</b>	
	<b>School Mark</b>	School vs District	School vs Province	School vs District	School vs Province	School vs District	School vs Province
<b>Average Score</b>							
School							
District	75.0	q	q			75.0	q
Province	75.2					75.2	
<b>Percent of Passes</b>							
School							
District	97.8	P	P			97.8	P
Province	97.6					97.7	

\* Data from the High School Certification System. The results from supplementary courses are not reflected in these results. All students obtaining a score of 48 or 49 on the final mark, were adjusted to 50 and are reflected in the Final Mark column.



## High School Course Results 2002-03

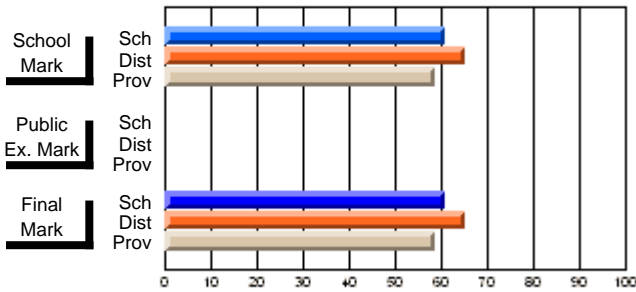
District 9 - Avalon West

#274 - St. Catherine's Academy, Mount Carmel

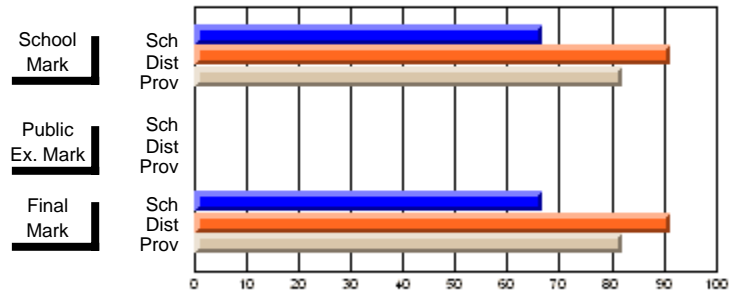
Grades: K-12

Course: MATHEMATIC 2206			
# students in course: 6			
	<b>School Mark</b>	School vs District	School vs Province
<b>Average Score</b>	<b>61.0</b>		
School	61.0		
District	65.0	q	p
Province	58.6		
<b>Percent of Passes</b>	<b>66.7</b>		
School	66.7		
District	91.2	q	q
Province	82.2		

**Average Scores**



**Percent Passes**



\* Data from the High School Certification System. The results from supplementary courses are not reflected in these results. All students obtaining a score of 48 or 49 on the final mark, were adjusted to 50 and are reflected in the Final Mark column.



## High School Course Results 2002-03

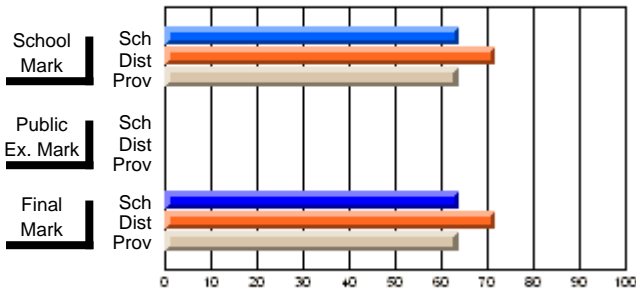
District 9 - Avalon West

#274 - St. Catherine's Academy, Mount Carmel

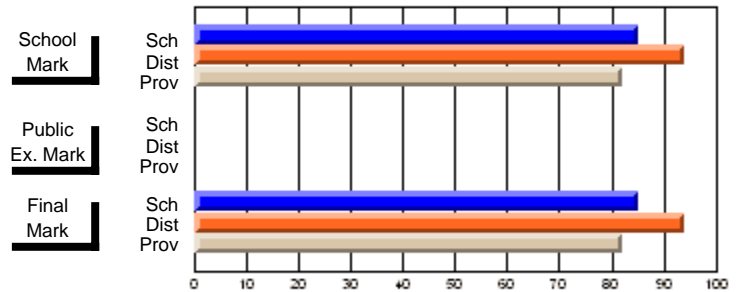
Grades: K-12

Course: MATHEMATICS 3103			
# students in course: 20			
	<b>School Mark</b>	School vs District	School vs Province
<b>Average Score</b>	<b>64.1</b>		
School	64.1		
District	71.8	q	p
Province	63.6		
<b>Percent of Passes</b>	<b>85.0</b>		
School	85.0		
District	93.9	q	p
Province	82.0		

**Average Scores**



**Percent Passes**



\* Data from the High School Certification System. The results from supplementary courses are not reflected in these results. All students obtaining a score of 48 or 49 on the final mark, were adjusted to 50 and are reflected in the Final Mark column.



## High School Course Results 2002-03

District 9 - Avalon West

#274 - St. Catherine's Academy, Mount Carmel

Grades: K-12

Course: MATHEMATICS 3204			
# students in course: 19			
	<b>School Mark</b>	School vs District	School vs Province
<b>Average Score</b>			
School	<b>55.6</b>		
District	64.5	q	q
Province	61.8		
<b>Percent of Passes</b>			
School	<b>68.4</b>		
District	86.4	q	q
Province	79.3		

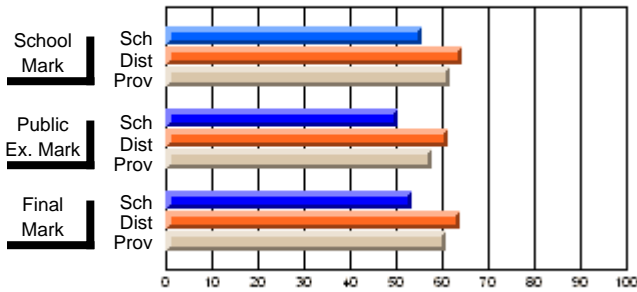
  

	<b>Public Exam Mark</b>	School vs District	School vs Province
School	<b>50.6</b>		
District	61.1	q	q
Province	57.9		

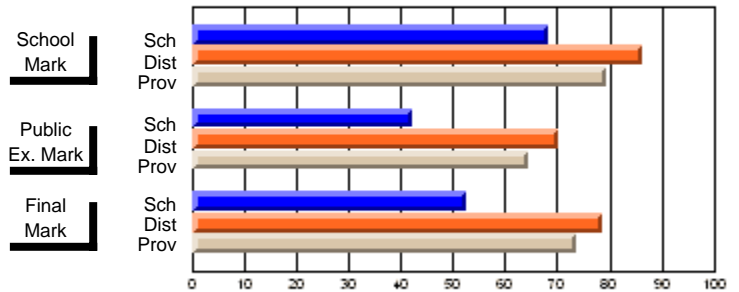
  

	<b>Final Mark</b>	School vs District	School vs Province
School	<b>53.5</b>		
District	63.8	q	q
Province	60.7		

**Average Scores**



**Percent Passes**



\* Data from the High School Certification System. The results from supplementary courses are not reflected in these results. All students obtaining a score of 48 or 49 on the final mark, were adjusted to 50 and are reflected in the Final Mark column.





**High School Course Results  
2002-03**

District 9 - Avalon West

#274 - St. Catherine's Academy, Mount Carmel

Grades: K-12

Course: MATHEMATICS 3205				School data has 5 or fewer students. Data withheld for reasons of confidentiality.					
# students in course: 4	<b>School Mark</b>	School vs District	School vs Province	<b>Public Exam Mark</b>	School vs District	School vs Province	<b>Final Mark</b>	School vs District	School vs Province
<b>Average Score</b>									
School									
District	70.7	P	P	67.3	P	P	70.3	P	P
Province	74.0			62.9			69.2		
<b>Percent of Passes</b>									
School									
District	95.2	P	P	77.2	Q	Q	91.6	Q	Q
Province	96.6			75.7			91.8		

\* Data from the High School Certification System. The results from supplementary courses are not reflected in these results. All students obtaining a score of 48 or 49 on the final mark, were adjusted to 50 and are reflected in the Final Mark column.



## High School Course Results 2002-03

District 9 - Avalon West

#274 - St. Catherine's Academy, Mount Carmel

Grades: K-12

Course: MATHEMATICS 3207			
# students in course: 8	<b>School Mark</b>	School vs District	School vs Province
<b>Average Score</b>	<b>76.4</b>		
School	76.4		
District	69.3	P	P
Province	72.0		
<b>Percent of Passes</b>	<b>100.0</b>		
School	100.0		
District	94.4	P	P
Province	96.2		

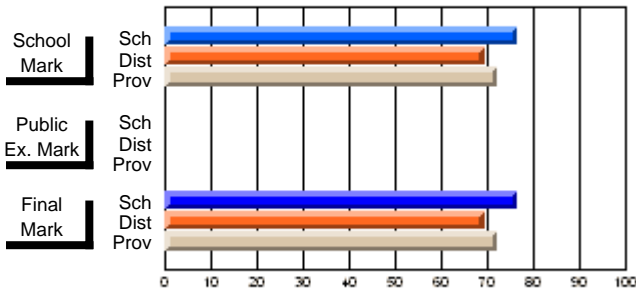
  

<b>Public Exam Mark</b>	School vs District	School vs Province

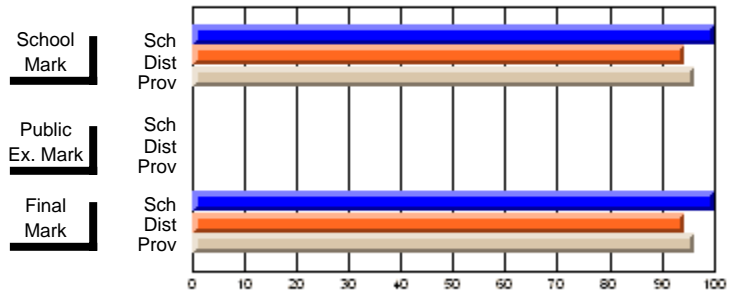
  

<b>Final Mark</b>	School vs District	School vs Province
<b>76.4</b>		
69.3	P	P
72.0		
<b>100.0</b>		
94.4	P	P
96.2		

**Average Scores**



**Percent Passes**



\* Data from the High School Certification System. The results from supplementary courses are not reflected in these results. All students obtaining a score of 48 or 49 on the final mark, were adjusted to 50 and are reflected in the Final Mark column.



**High School Course Results  
2002-03**

District 9 - Avalon West

#274 - St. Catherine's Academy, Mount Carmel

Grades: K-12

**Subject: Music**

Course: ENSEMBLE PERFORMANCE 2105				School data has 5 or fewer students. Data withheld for reasons of confidentiality.					
# students in course: 2									
	<b>School Mark</b>	School vs District	School vs Province	<b>Public Exam Mark</b>	School vs District	School vs Province	<b>Final Mark</b>	School vs District	School vs Province
<b><u>Average Score</u></b>									
School									
District	86.4	P	P				86.4	P	P
Province	89.6						89.6		
<b><u>Percent of Passes</u></b>									
School									
District	100.0	P	P				100.0	P	P
Province	99.3						99.3		

\* Data from the High School Certification System. The results from supplementary courses are not reflected in these results. All students obtaining a score of 48 or 49 on the final mark, were adjusted to 50 and are reflected in the Final Mark column.



**High School Course Results  
2002-03**

District 9 - Avalon West

#274 - St. Catherine's Academy, Mount Carmel

Grades: K-12

Course: ENSEMBLE PERFORMANCE 3105				School data has 5 or fewer students. Data withheld for reasons of confidentiality.					
# students in course: 2	<b>School Mark</b>	School vs District	School vs Province	<b>Public Exam Mark</b>	School vs District	School vs Province	<b>Final Mark</b>	School vs District	School vs Province
<b>Average Score</b>									
School									
District	86.4	P	P				86.4	P	P
Province	91.1						91.1		
<b>Percent of Passes</b>									
School									
District	100.0	P	P				100.0	P	P
Province	99.0						99.0		

\* Data from the High School Certification System. The results from supplementary courses are not reflected in these results. All students obtaining a score of 48 or 49 on the final mark, were adjusted to 50 and are reflected in the Final Mark column.



## High School Course Results 2002-03

District 9 - Avalon West

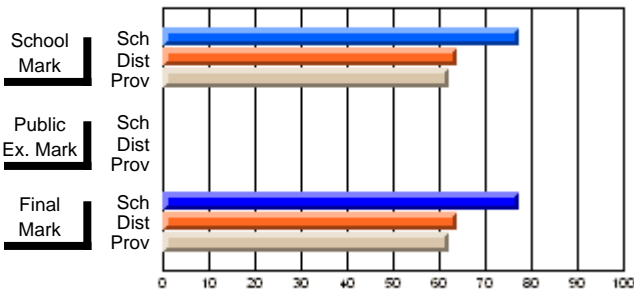
#274 - St. Catherine's Academy, Mount Carmel

Grades: K-12

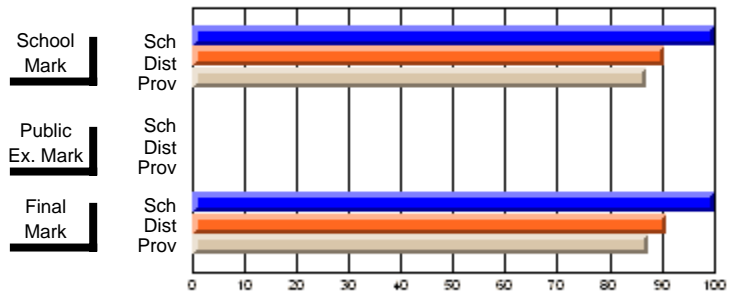
**Subject: Science**

Course: GENERAL SCIENCE 1200								
# students in course: 10								
	<b>School Mark</b>	School vs District	School vs Province		<b>Public Exam Mark</b>	School vs District	School vs Province	
<b>Average Score</b>	<b>77.3</b>							
School	63.9	P	P					
District	62.0							
Province								
<b>Final Mark</b>	<b>77.3</b>							
School	64.0	P	P					
District	62.0							
Province								
<b>Percent of Passes</b>	<b>100.0</b>							
School	90.7	P	P					
District	87.1							
Province								

**Average Scores**



**Percent Passes**



\* Data from the High School Certification System. The results from supplementary courses are not reflected in these results. All students obtaining a score of 48 or 49 on the final mark, were adjusted to 50 and are reflected in the Final Mark column.



## High School Course Results 2002-03

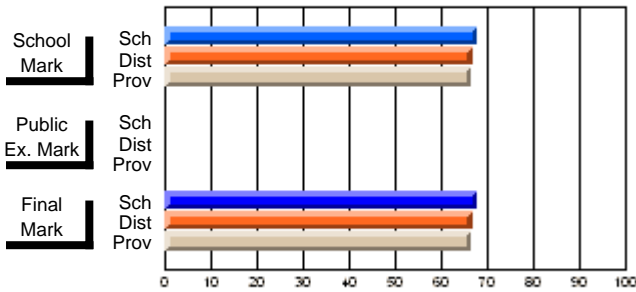
District 9 - Avalon West

#274 - St. Catherine's Academy, Mount Carmel

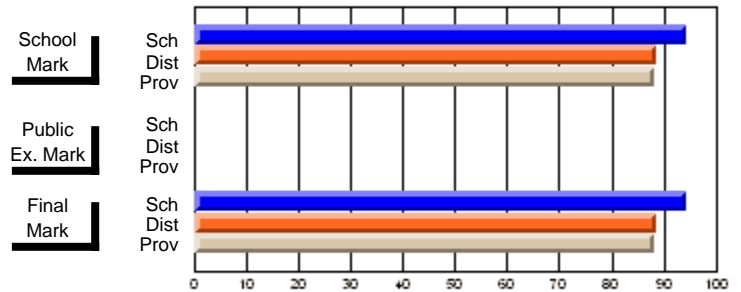
Grades: K-12

Course: SCIENCE 1206											
# students in course: 18											
	<b>School Mark</b>	School vs District	School vs Province		<b>Public Exam Mark</b>	School vs District	School vs Province		<b>Final Mark</b>	School vs District	School vs Province
<b><u>Average Score</u></b>	<b>67.7</b>								<b>67.7</b>		
School	66.7	P	P						66.7	P	P
District	66.5								66.5		
Province									66.5		
<b><u>Percent of Passes</u></b>											
School	<b>94.4</b>								<b>94.4</b>		
District	88.5	P	P						88.6	P	P
Province	88.3								88.3		

**Average Scores**



**Percent Passes**



\* Data from the High School Certification System. The results from supplementary courses are not reflected in these results. All students obtaining a score of 48 or 49 on the final mark, were adjusted to 50 and are reflected in the Final Mark column.



## High School Course Results 2002-03

District 9 - Avalon West

#274 - St. Catherine's Academy, Mount Carmel

Grades: K-12

Course: BIOLOGY 2201			
# students in course: 19			
	<b>School Mark</b>	School vs District	School vs Province
<b>Average Score</b>	<b>60.4</b>		
School	60.4		
District	63.7	q	q
Province	63.8		
<b>Percent of Passes</b>	<b>84.2</b>		
School	84.2		
District	87.6	q	q
Province	84.8		

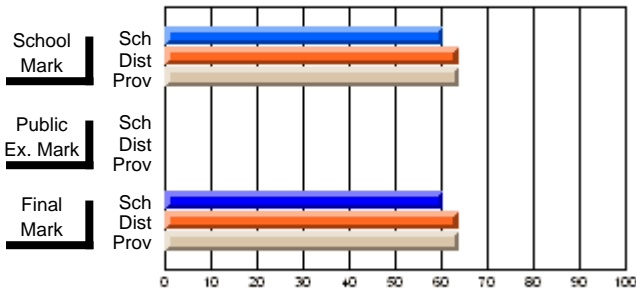
  

	<b>Public Exam Mark</b>	School vs District	School vs Province
<b>Final Mark</b>	<b>60.4</b>		
School	60.4		
District	63.7	q	q
Province	63.8		

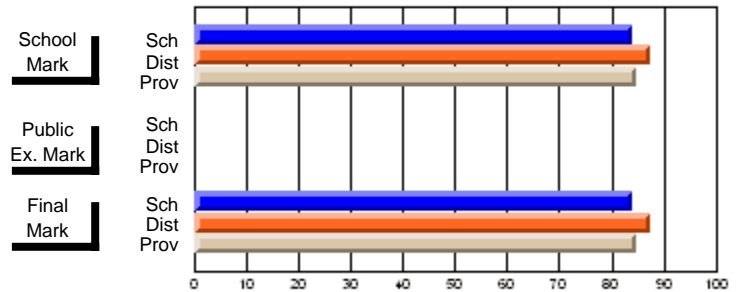
  

	<b>Final Mark</b>	School vs District	School vs Province
<b>Final Mark</b>	<b>84.2</b>		
School	84.2		
District	87.6	q	q
Province	84.9		

**Average Scores**



**Percent Passes**



\* Data from the High School Certification System. The results from supplementary courses are not reflected in these results. All students obtaining a score of 48 or 49 on the final mark, were adjusted to 50 and are reflected in the Final Mark column.







## High School Course Results 2002-03

District 9 - Avalon West

#274 - St. Catherine's Academy, Mount Carmel

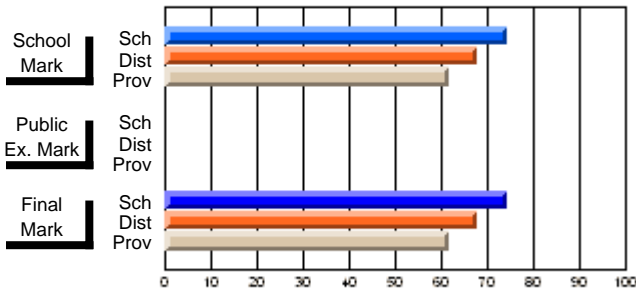
Grades: K-12

Course: PHYSICAL SCIENCE 2205			
# students in course: 12			
	<b>School Mark</b>	School vs District	School vs Province
<b>Average Score</b>	<b>74.4</b>		
School	74.4		
District	67.7	P	P
Province	61.9		
<b>Percent of Passes</b>			
School	<b>100.0</b>		
District	94.3	P	P
Province	88.8		

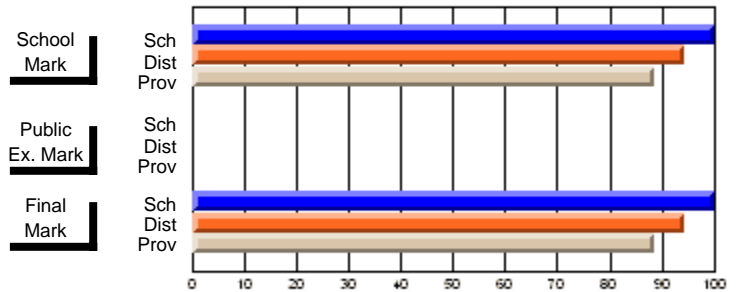
  

	<b>Public Exam Mark</b>	School vs District	School vs Province
<b>Final Mark</b>	<b>74.4</b>		
School	74.4		
District	67.7	P	P
Province	61.8		

**Average Scores**



**Percent Passes**



\* Data from the High School Certification System. The results from supplementary courses are not reflected in these results. All students obtaining a score of 48 or 49 on the final mark, were adjusted to 50 and are reflected in the Final Mark column.



## High School Course Results 2002-03

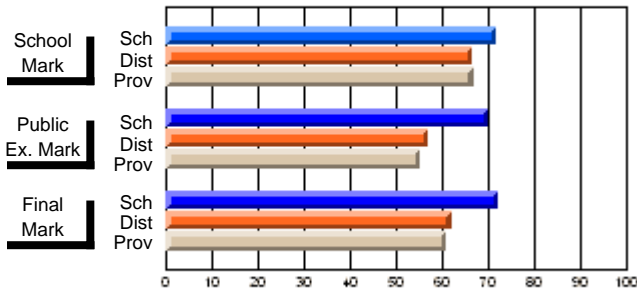
District 9 - Avalon West

#274 - St. Catherine's Academy, Mount Carmel

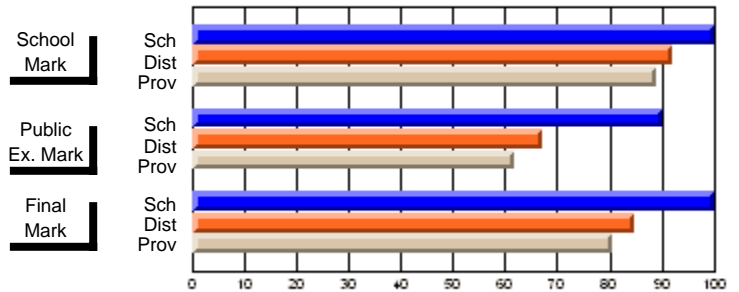
Grades: K-12

Course: BIOLOGY 3201			
# students in course: 20			
	<b>School Mark</b>	School vs District	School vs Province
<b>Average Score</b>	<b>71.8</b>		
School	66.5	P	P
District			
Province	66.7		
<b>Percent of Passes</b>			
School	<b>100.0</b>		
District	92.1	P	P
Province	89.1		
	<b>Public Exam Mark</b>	School vs District	School vs Province
	<b>70.0</b>		
School	57.0	P	P
District			
Province	55.4		
	<b>Final Mark</b>	School vs District	School vs Province
	<b>72.2</b>		
School	61.9	P	P
District			
Province	60.7		

**Average Scores**



**Percent Passes**



\* Data from the High School Certification System. The results from supplementary courses are not reflected in these results. All students obtaining a score of 48 or 49 on the final mark, were adjusted to 50 and are reflected in the Final Mark column.



## High School Course Results 2002-03

District 9 - Avalon West

#274 - St. Catherine's Academy, Mount Carmel

Grades: K-12

Course: CHEMISTRY 3202			
# students in course: 14			
	<b>School Mark</b>	School vs District	School vs Province
<b><u>Average Score</u></b>			
School	<b>74.9</b>		
District	70.6	P	P
Province	72.0		
<b><u>Percent of Passes</u></b>			
School	<b>100.0</b>		
District	92.9	P	P
Province	94.4		

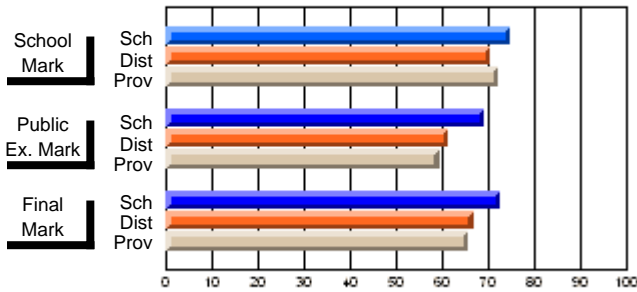
  

	<b>Public Exam Mark</b>	School vs District	School vs Province
<b>Public Exam Mark</b>			
School	<b>69.2</b>		
District	61.4	P	P
Province	59.3		

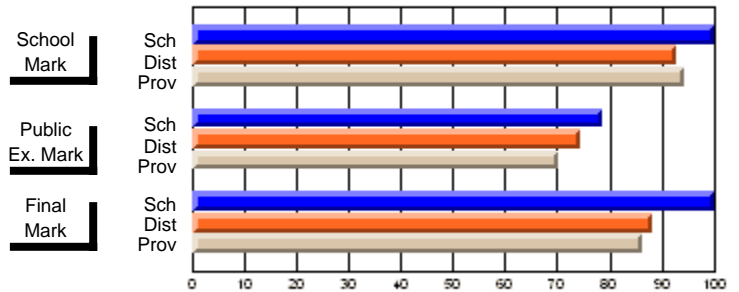
  

	<b>Final Mark</b>	School vs District	School vs Province
<b>Final Mark</b>			
School	<b>72.4</b>		
District	66.7	P	P
Province	65.7		

**Average Scores**



**Percent Passes**



\* Data from the High School Certification System. The results from supplementary courses are not reflected in these results. All students obtaining a score of 48 or 49 on the final mark, were adjusted to 50 and are reflected in the Final Mark column.



## High School Course Results 2002-03

District 9 - Avalon West

#274 - St. Catherine's Academy, Mount Carmel

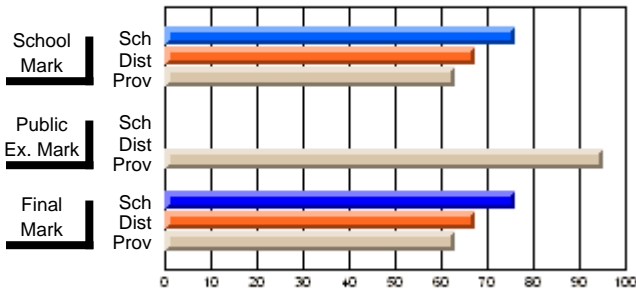
Grades: K-12

Course: ENVIRONMENTAL SCIENCE 3205			
# students in course: 11			
	<b>School Mark</b>	School vs District	School vs Province
<b>Average Score</b>	<b>75.9</b>		
School	67.3	P	P
District	63.2		
Province			
<b>Percent of Passes</b>	<b>100.0</b>		
School	93.4	P	P
District	87.7		
Province			

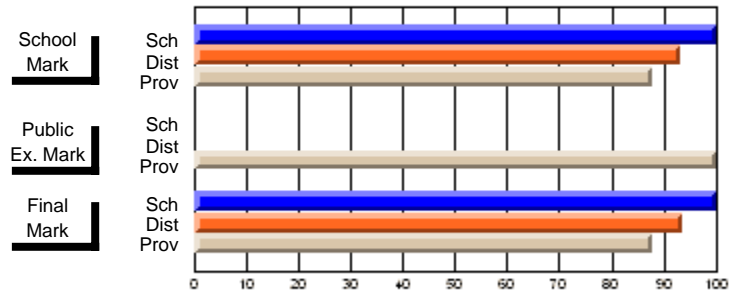
  

	<b>Public Exam Mark</b>	School vs District	School vs Province
	95.0		
<b>Final Mark</b>	<b>75.9</b>		
School	67.3	P	P
District	63.1		
Province			
<b>Final Mark</b>	<b>100.0</b>		
School	93.6	P	P
District	87.8		
Province			

**Average Scores**



**Percent Passes**



\* Data from the High School Certification System. The results from supplementary courses are not reflected in these results. All students obtaining a score of 48 or 49 on the final mark, were adjusted to 50 and are reflected in the Final Mark column.



## High School Course Results 2002-03

District 9 - Avalon West

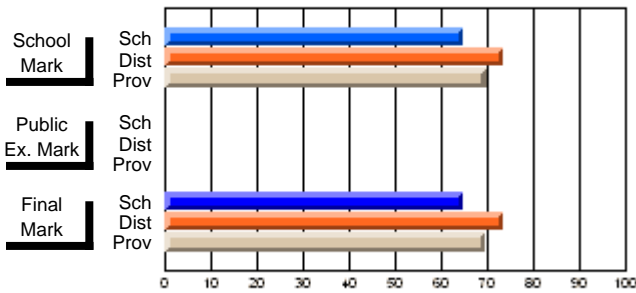
#274 - St. Catherine's Academy, Mount Carmel

Grades: K-12

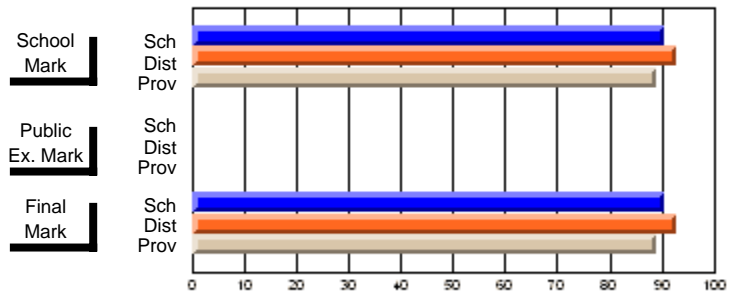
### Subject: Social Studies

Course: CANADIAN HISTORY 1201									
# students in course: 21									
	<b>School Mark</b>	School vs District	School vs Province	<b>Public Exam Mark</b>	School vs District	School vs Province	<b>Final Mark</b>	School vs District	School vs Province
<b>Average Score</b>	<b>64.8</b>						<b>64.8</b>		
School	73.3	q	q				73.2	q	q
District	69.7						69.7		
Province									
<b>Percent of Passes</b>	<b>90.5</b>						<b>90.5</b>		
School	93.0	q	p				92.9	q	p
District	89.0						89.0		
Province									

**Average Scores**



**Percent Passes**



\* Data from the High School Certification System. The results from supplementary courses are not reflected in these results. All students obtaining a score of 48 or 49 on the final mark, were adjusted to 50 and are reflected in the Final Mark column.



## High School Course Results 2002-03

District 9 - Avalon West

#274 - St. Catherine's Academy, Mount Carmel

Grades: K-12

Course: WORLD GEOGRAPHY 3202			
# students in course: 28			
	<b>School Mark</b>	School vs District	School vs Province
<b>Average Score</b>			
School	<b>73.7</b>		
District	67.6	P	P
Province	68.4		
<b>Percent of Passes</b>			
School	<b>100.0</b>		
District	94.0	P	P
Province	91.6		

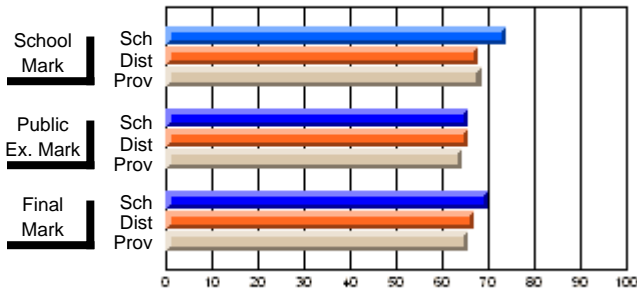
  

	<b>Public Exam Mark</b>	School vs District	School vs Province
School	<b>65.6</b>		
District	65.6	Q	P
Province	64.2		

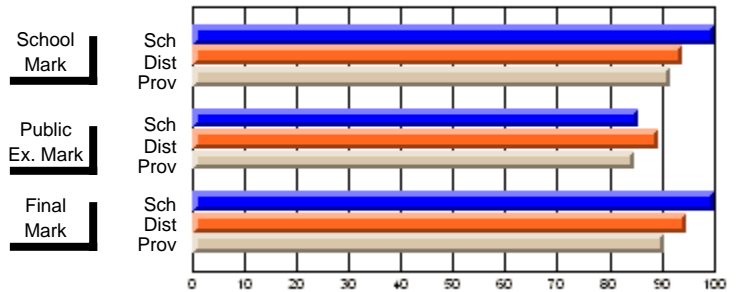
  

	<b>Final Mark</b>	School vs District	School vs Province
School	<b>69.9</b>		
District	66.8	P	P
Province	65.7		

**Average Scores**



**Percent Passes**



\* Data from the High School Certification System. The results from supplementary courses are not reflected in these results. All students obtaining a score of 48 or 49 on the final mark, were adjusted to 50 and are reflected in the Final Mark column.



## High School Course Results 2002-03

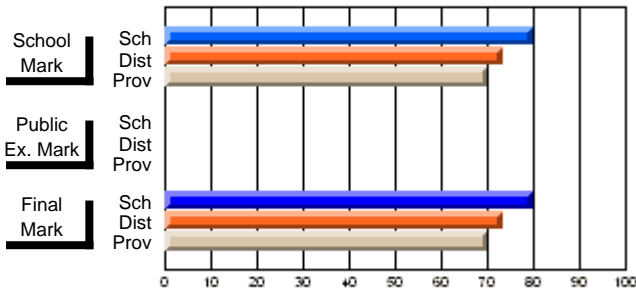
District 9 - Avalon West

#274 - St. Catherine's Academy, Mount Carmel

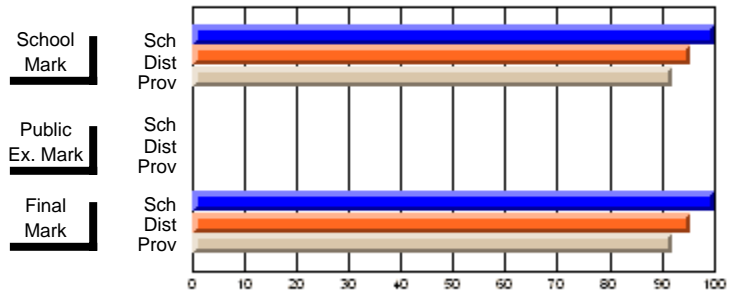
Grades: K-12

Course: GLOBAL ISSUES 3205						
# students in course: 16						
	<b>School Mark</b>	School vs District	School vs Province	<b>Public Exam Mark</b>	School vs District	School vs Province
<b>Average Score</b>	<b>79.7</b>					
School	73.2	P	P			
District	69.8					
Province						
<b>Percent of Passes</b>	<b>100.0</b>					
School	95.6	P	P			
District	92.2					
Province						

**Average Scores**



**Percent Passes**



\* Data from the High School Certification System. The results from supplementary courses are not reflected in these results. All students obtaining a score of 48 or 49 on the final mark, were adjusted to 50 and are reflected in the Final Mark column.



High School Course Results  
2002-03

District 9 - Avalon West

#274 - St. Catherine's Academy, Mount Carmel

Grades: K-12

---

\* Data from the High School Certification System. The results from supplementary courses are not reflected in these results. All students obtaining a score of 48 or 49 on the final mark, were adjusted to 50 and are reflected in the Final Mark column.

Modification Time: 3:57:46PM

Modification Date: 2/27/2006

Source: Evaluation & Research





## High School Course Results 2002-03

District 9 - Avalon West

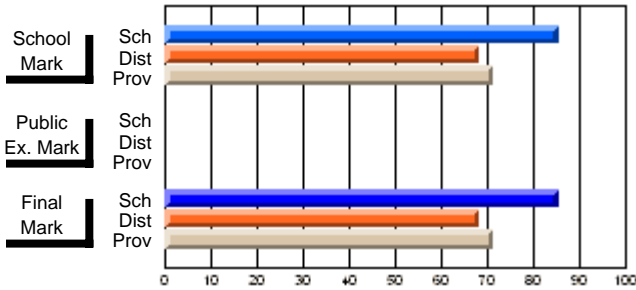
#280 - Laval High, Placentia

Grades: 9-12

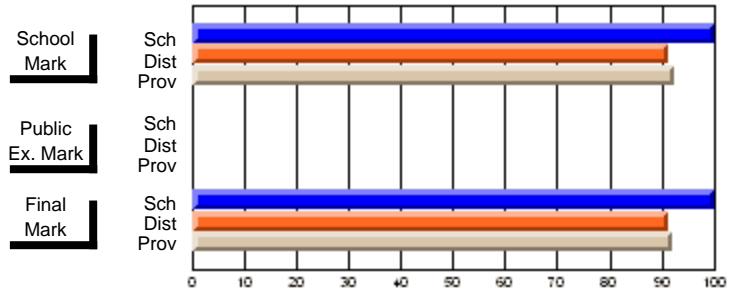
**Subject: Art**

<b>Course: ART TECHNOLOGIES 1201</b>								
# students in course: 20								
	<b>School Mark</b>	School vs District	School vs Province		<b>Public Exam Mark</b>	School vs District	School vs Province	
<b>Average Score</b>	<b>85.4</b>							
School	68.0	P	P					
District	71.4							
Province								
<b>Percent of Passes</b>	<b>100.0</b>							
School	91.3	P	P					
District	92.3							
Province								

**Average Scores**



**Percent Passes**



\* Data from the High School Certification System. The results from supplementary courses are not reflected in these results. All students obtaining a score of 48 or 49 on the final mark, were adjusted to 50 and are reflected in the Final Mark column.



## High School Course Results 2002-03

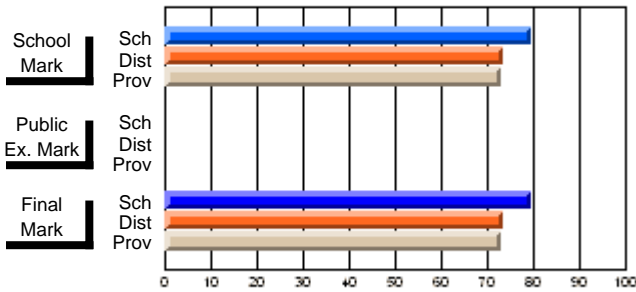
District 9 - Avalon West

#280 - Laval High, Placentia

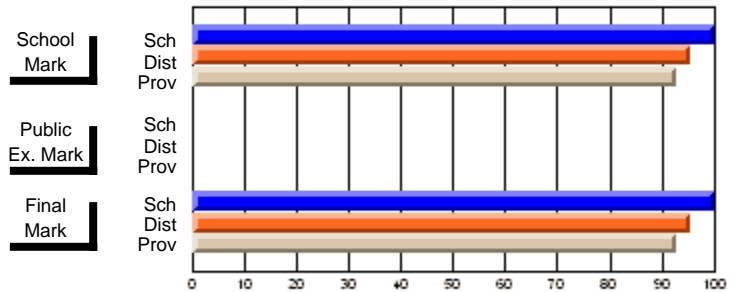
Grades: 9-12

Course: ART & DESIGN 2200			
# students in course: 41			
	School Mark	School vs District	School vs Province
<b>Average Score</b>	<b>79.7</b>		
School	79.7		
District	73.4	P	P
Province	72.9		
<b>Percent of Passes</b>	<b>100.0</b>		
School	100.0		
District	95.6	P	P
Province	92.9		

**Average Scores**



**Percent Passes**



\* Data from the High School Certification System. The results from supplementary courses are not reflected in these results. All students obtaining a score of 48 or 49 on the final mark, were adjusted to 50 and are reflected in the Final Mark column.



## High School Course Results 2002-03

District 9 - Avalon West

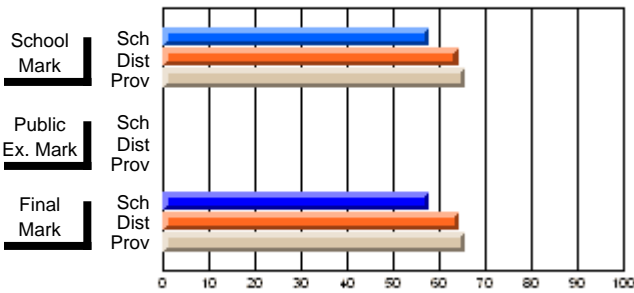
#280 - Laval High, Placentia

Grades: 9-12

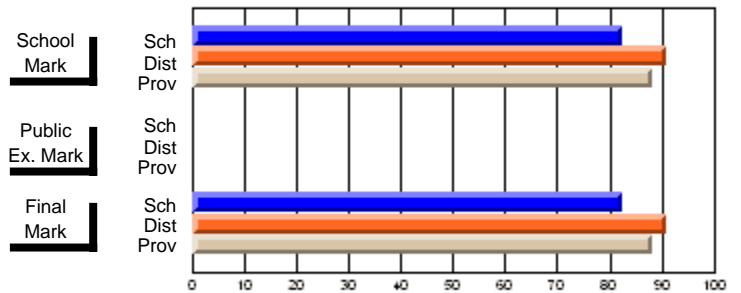
### Subject: Enterprise Education

Course: CONSUMER STUDIES 1202								
# students in course: 23								
	<b>School Mark</b>	School vs District	School vs Province		<b>Public Exam Mark</b>	School vs District	School vs Province	
<b><u>Average Score</u></b>	<b>57.7</b>							
School	64.1	q	q					
District	65.6							
Province								
<b><u>Percent of Passes</u></b>	<b>82.6</b>							
School	90.9	q	q					
District	88.2							
Province								
	<b>57.7</b>							
	64.2	q	q					
	65.6							
	<b>82.6</b>							
	91.0	q	q					
	88.3							

**Average Scores**



**Percent Passes**



\* Data from the High School Certification System. The results from supplementary courses are not reflected in these results. All students obtaining a score of 48 or 49 on the final mark, were adjusted to 50 and are reflected in the Final Mark column.



## High School Course Results 2002-03

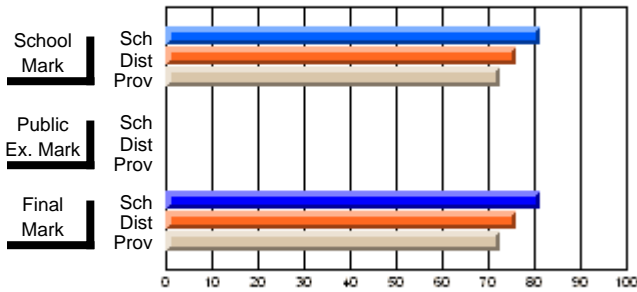
District 9 - Avalon West

#280 - Laval High, Placentia

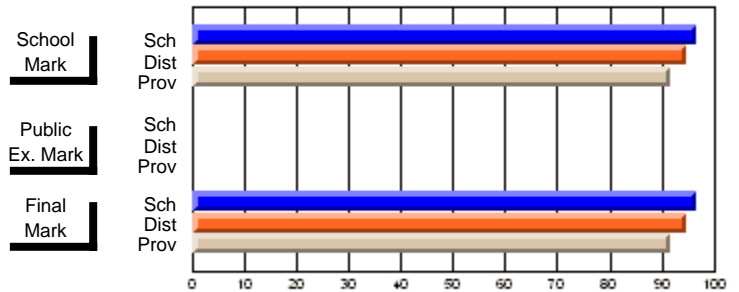
Grades: 9-12

Course: ENTERPRISE 3205											
# students in course: 60											
	<b>School Mark</b>	School vs District	School vs Province		<b>Public Exam Mark</b>	School vs District	School vs Province		<b>Final Mark</b>	School vs District	School vs Province
<b><u>Average Score</u></b>	<b>81.3</b>								<b>81.3</b>		
School	76.2	P	P						76.2	P	P
District	72.6								72.6		
Province											
<b><u>Percent of Passes</u></b>	<b>96.7</b>								<b>96.7</b>		
School	94.7	P	P						94.7	P	P
District	91.7								91.7		
Province											

**Average Scores**



**Percent Passes**



\* Data from the High School Certification System. The results from supplementary courses are not reflected in these results. All students obtaining a score of 48 or 49 on the final mark, were adjusted to 50 and are reflected in the Final Mark column.



**High School Course Results  
2002-03**

District 9 - Avalon West

#280 - Laval High, Placentia

Grades: 9-12

**Subject: English Language**

Course: READING (A) 1170		School data has 5 or fewer students. Data withheld for reasons of confidentiality.							
# students in course: 1					<b>Public Exam Mark</b>				
	<b>School Mark</b>	School vs District	School vs Province		School vs District	School vs Province	<b>Final Mark</b>	School vs District	School vs Province
<b>Average Score</b>									
School									
District	82.0	q	p				82.0	q	p
Province	72.0						72.0		
<b>Percent of Passes</b>									
School									
District	100.0	p	p				100.0	p	p
Province	100.0						100.0		

\* Data from the High School Certification System. The results from supplementary courses are not reflected in these results. All students obtaining a score of 48 or 49 on the final mark, were adjusted to 50 and are reflected in the Final Mark column.





## High School Course Results 2002-03

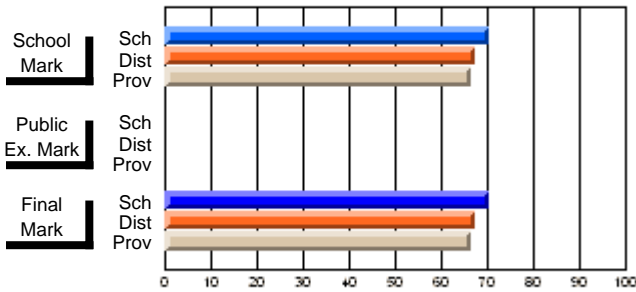
District 9 - Avalon West

#280 - Laval High, Placentia

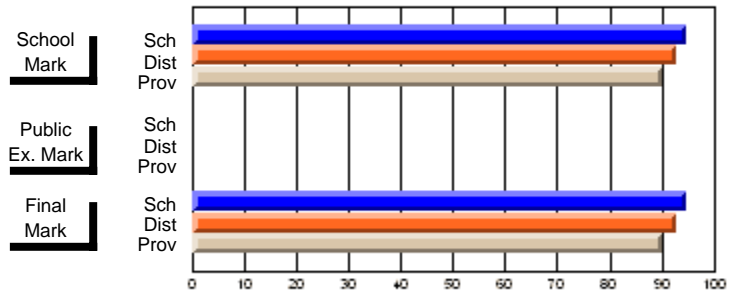
Grades: 9-12

Course: ENGLISH 1201			
# students in course: 77			
	<b>School Mark</b>	School vs District	School vs Province
<b>Average Score</b>	<b>70.3</b>		
School	67.5	P	P
District	66.6		
Province			
<b>Percent of Passes</b>	<b>94.8</b>		
School	92.9	P	P
District	90.3		
Province			

**Average Scores**



**Percent Passes**



\* Data from the High School Certification System. The results from supplementary courses are not reflected in these results. All students obtaining a score of 48 or 49 on the final mark, were adjusted to 50 and are reflected in the Final Mark column.



## High School Course Results 2002-03

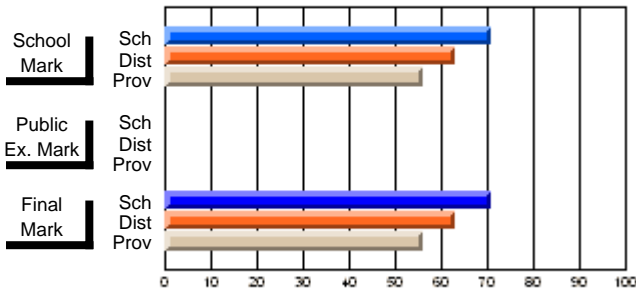
District 9 - Avalon West

#280 - Laval High, Placentia

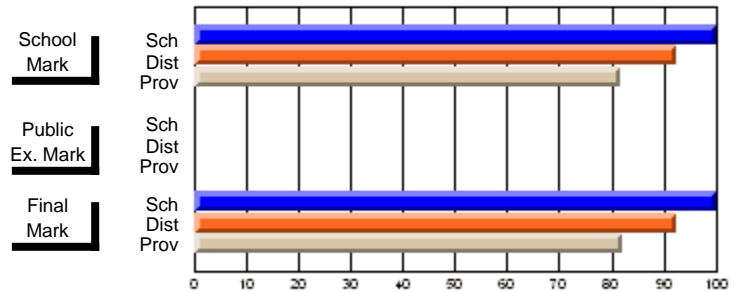
Grades: 9-12

Course: ENGLISH 1202						
# students in course: 12						
	<b>School Mark</b>	School vs District	School vs Province	<b>Public Exam Mark</b>	School vs District	School vs Province
<b>Average Score</b>	<b>70.9</b>					
School	63.2	P	P			
District	56.0				P	P
Province						
<b>Percent of Passes</b>	<b>100.0</b>					
School	92.6	P	P		P	P
District	81.9				P	P
Province						

**Average Scores**



**Percent Passes**



\* Data from the High School Certification System. The results from supplementary courses are not reflected in these results. All students obtaining a score of 48 or 49 on the final mark, were adjusted to 50 and are reflected in the Final Mark column.





## High School Course Results 2002-03

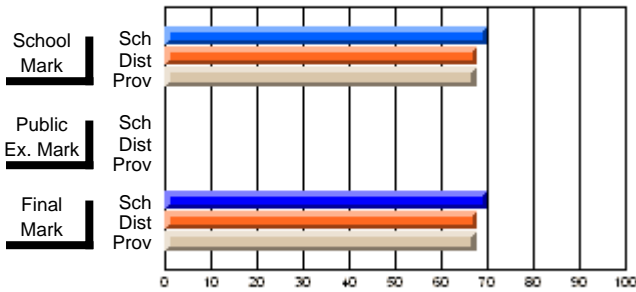
District 9 - Avalon West

#280 - Laval High, Placentia

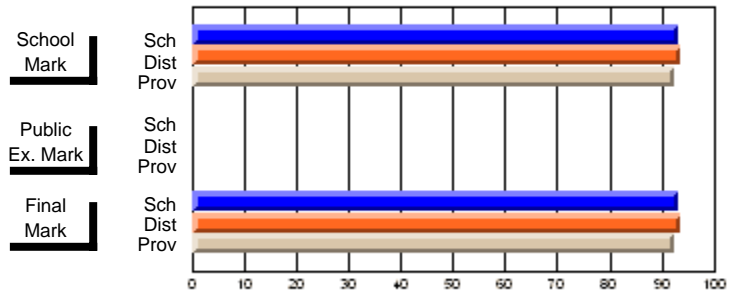
Grades: 9-12

Course: ENGLISH 2201						
# students in course: 73						
	<b>School Mark</b>	School vs District	School vs Province	<b>Public Exam Mark</b>	School vs District	School vs Province
<b>Average Score</b>	<b>69.9</b>					
School	69.9					
District	67.9	P	P			
Province	67.6					
<b>Percent of Passes</b>	<b>93.2</b>					
School	93.2					
District	93.8	Q	P			
Province	92.3					

**Average Scores**



**Percent Passes**



\* Data from the High School Certification System. The results from supplementary courses are not reflected in these results. All students obtaining a score of 48 or 49 on the final mark, were adjusted to 50 and are reflected in the Final Mark column.





## High School Course Results 2002-03

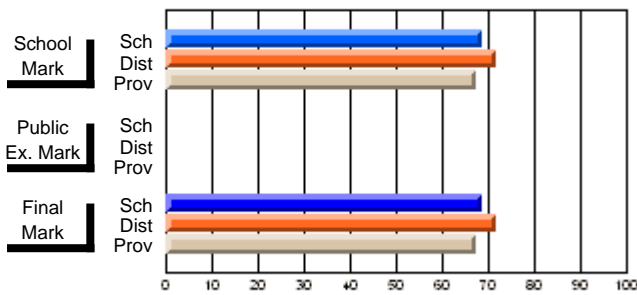
District 9 - Avalon West

#280 - Laval High, Placentia

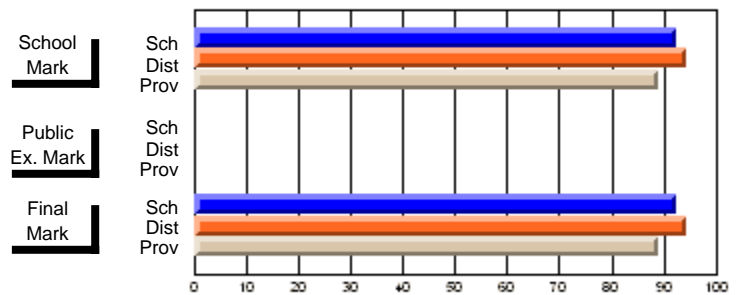
Grades: 9-12

Course: WRITING 2203											
# students in course: 26											
	<b>School Mark</b>	School vs District	School vs Province		<b>Public Exam Mark</b>	School vs District	School vs Province		<b>Final Mark</b>	School vs District	School vs Province
<b>Average Score</b>	<b>68.6</b>								<b>68.6</b>		
School	71.6	q	p						71.6	q	p
District	67.4								67.4		
Province											
<b>Percent of Passes</b>	<b>92.3</b>								<b>92.3</b>		
School	94.4	q	p						94.4	q	p
District	89.0								89.0		
Province											

**Average Scores**



**Percent Passes**



\* Data from the High School Certification System. The results from supplementary courses are not reflected in these results. All students obtaining a score of 48 or 49 on the final mark, were adjusted to 50 and are reflected in the Final Mark column.



## High School Course Results 2002-03

District 9 - Avalon West

#280 - Laval High, Placentia

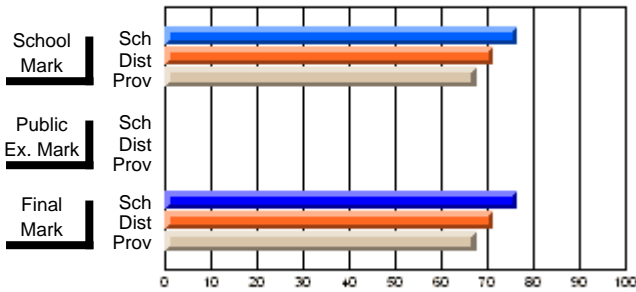
Grades: 9-12

Course: LANGUAGE 3101			
# students in course: 52			
	<b>School Mark</b>	School vs District	School vs Province
<b>Average Score</b>	<b>76.4</b>		
School	76.4		
District	71.3	P	P
Province	67.6		
<b>Percent of Passes</b>			
School	<b>96.2</b>		
District	97.0	Q	P
Province	92.9		

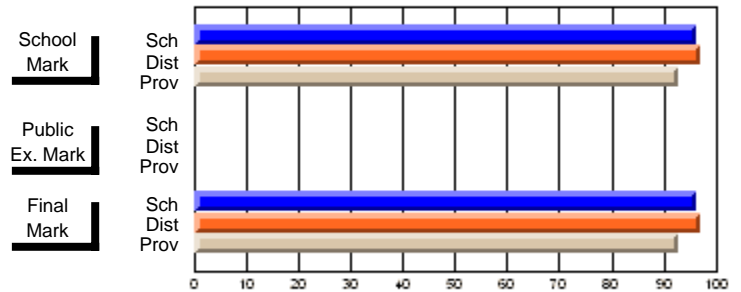
  

	<b>Public Exam Mark</b>	School vs District	School vs Province
<b>Final Mark</b>	<b>76.4</b>		
School	76.4		
District	71.3	P	P
Province	67.5		

**Average Scores**



**Percent Passes**



\* Data from the High School Certification System. The results from supplementary courses are not reflected in these results. All students obtaining a score of 48 or 49 on the final mark, were adjusted to 50 and are reflected in the Final Mark column.



## High School Course Results 2002-03

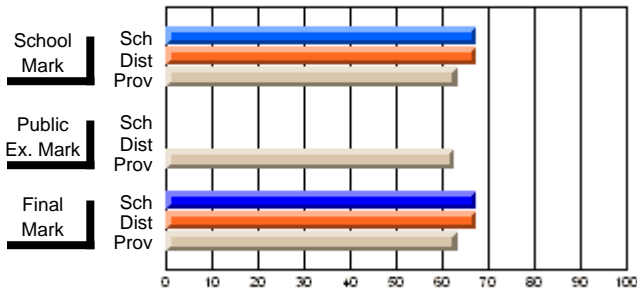
District 9 - Avalon West

#280 - Laval High, Placentia

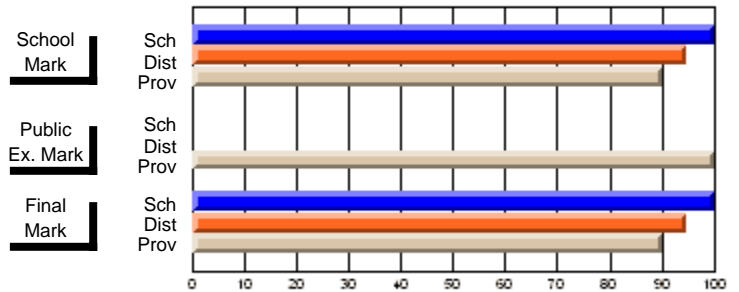
Grades: 9-12

Course: BUSINESS ENGLISH 3102											
# students in course: 11											
	<b>School Mark</b>	School vs District	School vs Province		<b>Public Exam Mark</b>	School vs District	School vs Province		<b>Final Mark</b>	School vs District	School vs Province
<b><u>Average Score</u></b>	<b>67.3</b>								<b>67.3</b>		
School	67.5	q	P						67.5	q	P
District	63.2				62.5				63.2		
Province									63.2		
<b><u>Percent of Passes</u></b>	<b>100.0</b>								<b>100.0</b>		
School	94.8	P	P						94.8	P	P
District	90.1				100.0				90.1		
Province									90.1		

**Average Scores**



**Percent Passes**



\* Data from the High School Certification System. The results from supplementary courses are not reflected in these results. All students obtaining a score of 48 or 49 on the final mark, were adjusted to 50 and are reflected in the Final Mark column.



**High School Course Results  
2002-03**

District 9 - Avalon West

#280 - Laval High, Placentia

Grades: 9-12

Course: ENGLISH 3212				School data has 5 or fewer students. Data withheld for reasons of confidentiality.			
# students in course: 1				<b>Public Exam Mark</b>		<b>Final Mark</b>	
	<b>School Mark</b>	School vs District	School vs Province	School vs District	School vs Province	School vs District	School vs Province
<b>Average Score</b>							
School							
District	69.9	P	P			69.9	P
Province	65.9					65.9	
<b>Percent of Passes</b>							
School							
District	100.0	P	P			100.0	P
Province	98.0					98.0	

\* Data from the High School Certification System. The results from supplementary courses are not reflected in these results. All students obtaining a score of 48 or 49 on the final mark, were adjusted to 50 and are reflected in the Final Mark column.



## High School Course Results 2002-03

District 9 - Avalon West

#280 - Laval High, Placentia

Grades: 9-12

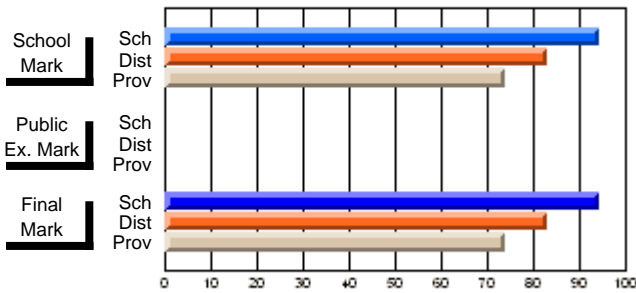
**Subject: English Literature**

Course: THEATRE ARTS 2200			
# students in course: 20			
	<b>School Mark</b>	School vs District	School vs Province
<b>Average Score</b>			
School	<b>94.2</b>		
District	82.8	P	P
Province	73.9		
<b>Percent of Passes</b>			
School	<b>100.0</b>		
District	96.3	P	P
Province	93.5		

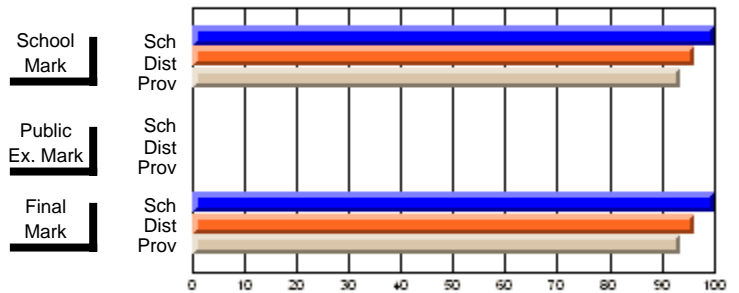
  

	<b>Public Exam Mark</b>	School vs District	School vs Province
<b>Final Mark</b>			
School	<b>94.2</b>		
District	82.8	P	P
Province	73.9		
<b>Final Mark</b>			
School	<b>100.0</b>		
District	96.3	P	P
Province	93.6		

**Average Scores**



**Percent Passes**



\* Data from the High School Certification System. The results from supplementary courses are not reflected in these results. All students obtaining a score of 48 or 49 on the final mark, were adjusted to 50 and are reflected in the Final Mark column.



**High School Course Results  
2002-03**

District 9 - Avalon West

#280 - Laval High, Placentia

Grades: 9-12

Course: THEMATIC LITERATURE 3201				School data has 5 or fewer students. Data withheld for reasons of confidentiality.					
# students in course: 5									
	<b>School Mark</b>	School vs District	School vs Province	<b>Public Exam Mark</b>	School vs District	School vs Province	<b>Final Mark</b>	School vs District	School vs Province
<b>Average Score</b>									
School									
District	64.9	q	q	52.7	p	p	58.9	p	p
Province	64.4			50.9			57.1		
<b>Percent of Passes</b>									
School									
District	89.7	q	q	62.5	q	p	80.4	q	p
Province	85.9			54.8			74.8		

\* Data from the High School Certification System. The results from supplementary courses are not reflected in these results. All students obtaining a score of 48 or 49 on the final mark, were adjusted to 50 and are reflected in the Final Mark column.





## High School Course Results 2002-03

District 9 - Avalon West

#280 - Laval High, Placentia

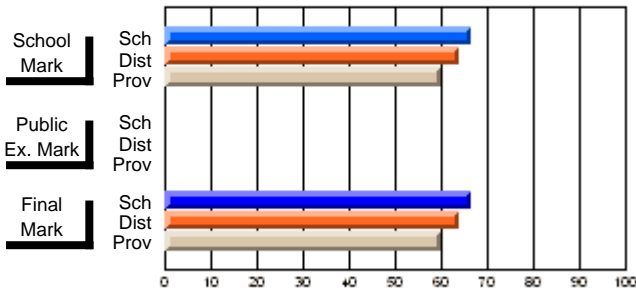
Grades: 9-12

Course: FOLK LITERATURE 3203			
# students in course: 31			
	<b>School Mark</b>	School vs District	School vs Province
<b>Average Score</b>	<b>66.4</b>		
School	66.4		
District	64.0	P	P
Province	59.9		
<b>Percent of Passes</b>	<b>83.9</b>		
School	83.9		
District	90.3	Q	Q
Province	84.7		

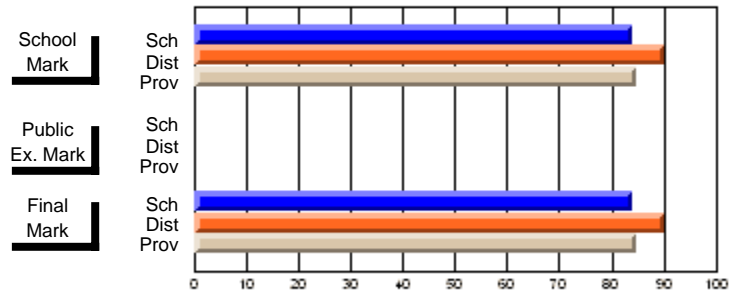
  

	<b>Public Exam Mark</b>	School vs District	School vs Province
<b>Final Mark</b>	<b>66.4</b>		
School	66.4		
District	64.0	P	P
Province	59.9		
<b>Percent of Passes</b>	<b>83.9</b>		
School	83.9		
District	90.3	Q	Q
Province	84.8		

**Average Scores**



**Percent Passes**



\* Data from the High School Certification System. The results from supplementary courses are not reflected in these results. All students obtaining a score of 48 or 49 on the final mark, were adjusted to 50 and are reflected in the Final Mark column.





## High School Course Results 2002-03

District 9 - Avalon West

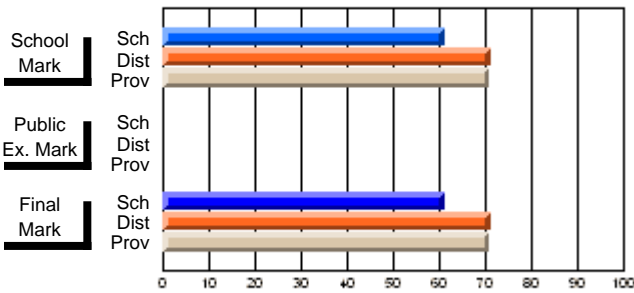
#280 - Laval High, Placentia

Grades: 9-12

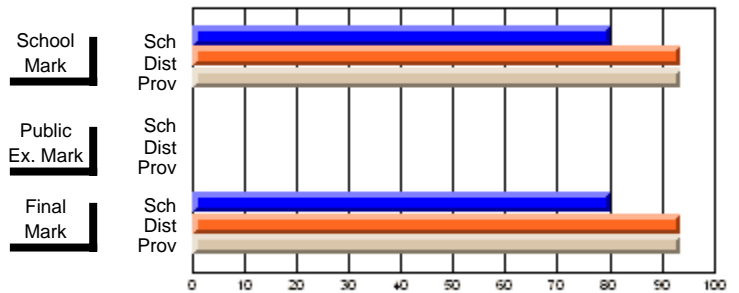
**Subject: French**

Course: FRENCH 2200								
# students in course: 61								
	<b>School Mark</b>	School vs District	School vs Province		<b>Public Exam Mark</b>	School vs District	School vs Province	
<b><u>Average Score</u></b>	<b>61.1</b>							
School	71.0	q	q					
District	70.9							
Province								
<b><u>Percent of Passes</u></b>	<b>80.3</b>							
School	93.5	q	q					
District	93.8							
Province								

**Average Scores**



**Percent Passes**



\* Data from the High School Certification System. The results from supplementary courses are not reflected in these results. All students obtaining a score of 48 or 49 on the final mark, were adjusted to 50 and are reflected in the Final Mark column.

Modification Time: 3:57:46PM

Modification Date: 2/27/2006

Source: Evaluation & Research



## High School Course Results 2002-03

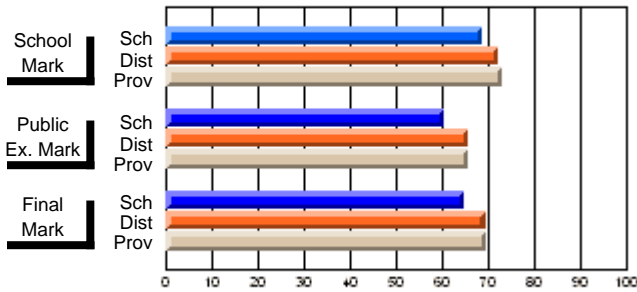
District 9 - Avalon West

#280 - Laval High, Placentia

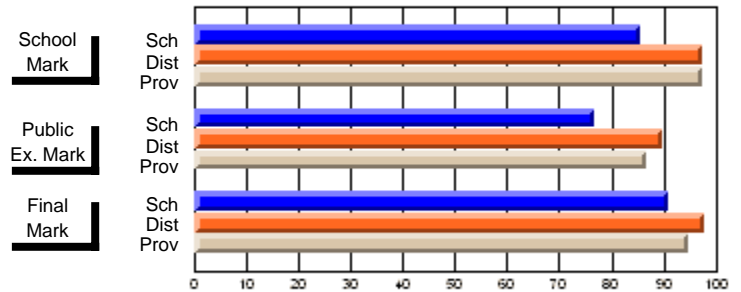
Grades: 9-12

Course: FRENCH 3200			
# students in course: 56			
	<b>School Mark</b>	School vs District	School vs Province
<b>Average Score</b>	<b>68.7</b>		
School	72.2	q	q
District	73.1		
Province			
<b>Percent of Passes</b>	<b>85.7</b>		
School	97.4	q	q
District	97.4		
Province			
	<b>Public Exam Mark</b>	School vs District	School vs Province
<b>Average Score</b>	<b>60.3</b>		
School	65.6	q	q
District	65.7		
Province			
<b>Percent of Passes</b>	<b>76.8</b>		
School	89.8	q	q
District	86.8		
Province			
	<b>Final Mark</b>	School vs District	School vs Province
<b>Average Score</b>	<b>64.9</b>		
School	69.3	q	q
District	69.4		
Province			
<b>Percent of Passes</b>	<b>91.1</b>		
School	97.9	q	q
District	94.9		
Province			

**Average Scores**



**Percent Passes**



\* Data from the High School Certification System. The results from supplementary courses are not reflected in these results. All students obtaining a score of 48 or 49 on the final mark, were adjusted to 50 and are reflected in the Final Mark column.



## High School Course Results 2002-03

District 9 - Avalon West

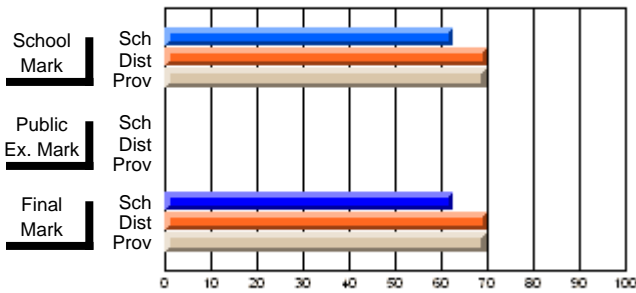
#280 - Laval High, Placentia

Grades: 9-12

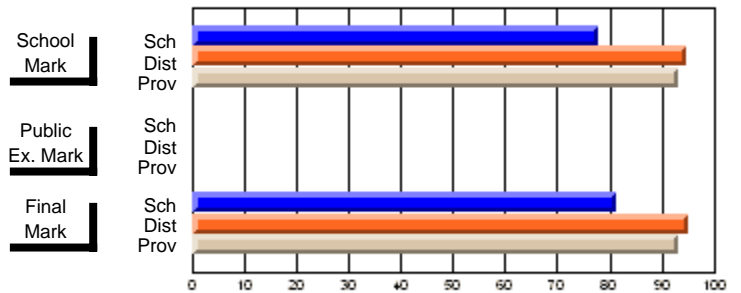
**Subject: Health**

Course: WORK PLACE SAFETY 3220								
# students in course: 27								
	<b>School Mark</b>	School vs District	School vs Province		<b>Public Exam Mark</b>	School vs District	School vs Province	
<b><u>Average Score</u></b>	<b>62.6</b>							
School	70.1	q	q					
District	69.8							
Province								
<b><u>Percent of Passes</u></b>	<b>77.8</b>							
School	94.8	q	q					
District	93.2							
Province								
					<b>62.6</b>			
					70.1	q	q	
					69.8			
					<b>81.5</b>			
					95.0	q	q	
					93.3			

**Average Scores**



**Percent Passes**



\* Data from the High School Certification System. The results from supplementary courses are not reflected in these results. All students obtaining a score of 48 or 49 on the final mark, were adjusted to 50 and are reflected in the Final Mark column.



## High School Course Results 2002-03

District 9 - Avalon West

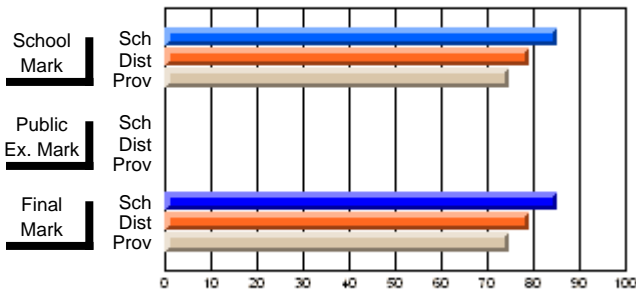
#280 - Laval High, Placentia

Grades: 9-12

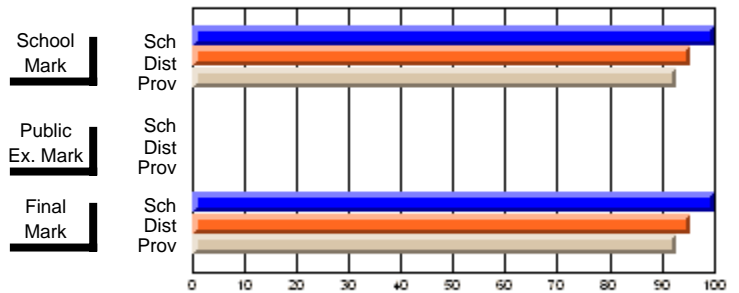
### Subject: Technology Education

Course: MICROCOMPUTER SYSTEMS 1100								
# students in course: 40								
	<b>School Mark</b>	School vs District	School vs Province		<b>Public Exam Mark</b>	School vs District	School vs Province	
<b><u>Average Score</u></b>	<b>85.1</b>							
School	79.1	P	P					
District	74.7							
Province								
<b><u>Percent of Passes</u></b>	<b>100.0</b>							
School	95.7	P	P					
District	92.9							
Province								

**Average Scores**



**Percent Passes**



\* Data from the High School Certification System. The results from supplementary courses are not reflected in these results. All students obtaining a score of 48 or 49 on the final mark, were adjusted to 50 and are reflected in the Final Mark column.



## High School Course Results 2002-03

District 9 - Avalon West

#280 - Laval High, Placentia

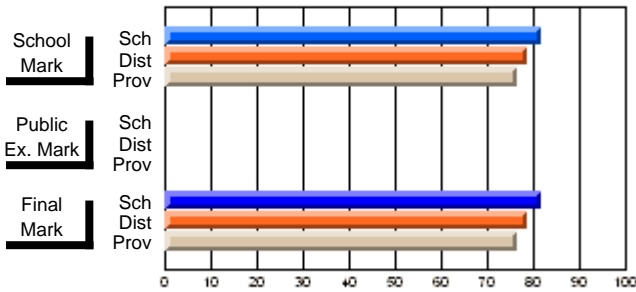
Grades: 9-12

Course: KEYBOARDING/WORD PROCESSING 1101

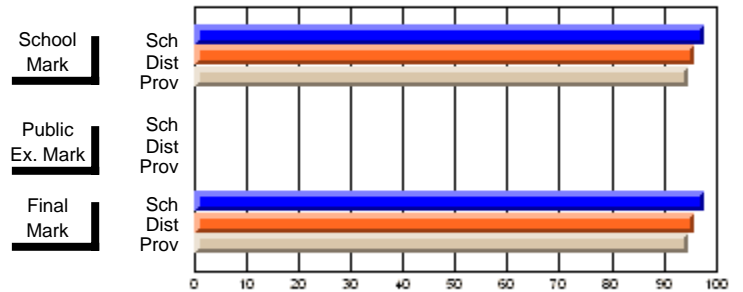
# students in course: 45

	<b>School Mark</b>	School vs District	School vs Province	<b>Public Exam Mark</b>	School vs District	School vs Province	<b>Final Mark</b>	School vs District	School vs Province
<b>Average Score</b>	<b>81.5</b>						<b>81.5</b>		
School	81.5						81.5		
District	78.6	P	P				78.6	P	P
Province	76.5						76.5		
<b>Percent of Passes</b>	<b>97.8</b>						<b>97.8</b>		
School	97.8						97.8		
District	95.9	P	P				95.9	P	P
Province	94.8						94.8		

**Average Scores**



**Percent Passes**



\* Data from the High School Certification System. The results from supplementary courses are not reflected in these results. All students obtaining a score of 48 or 49 on the final mark, were adjusted to 50 and are reflected in the Final Mark column.



## High School Course Results 2002-03

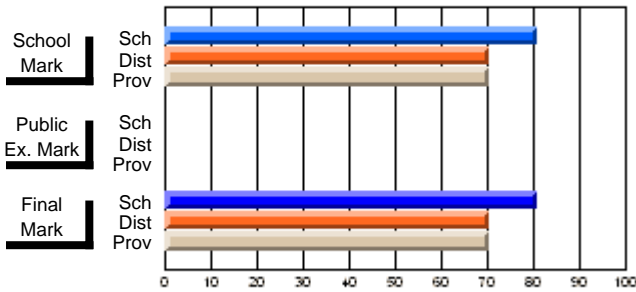
District 9 - Avalon West

#280 - Laval High, Placentia

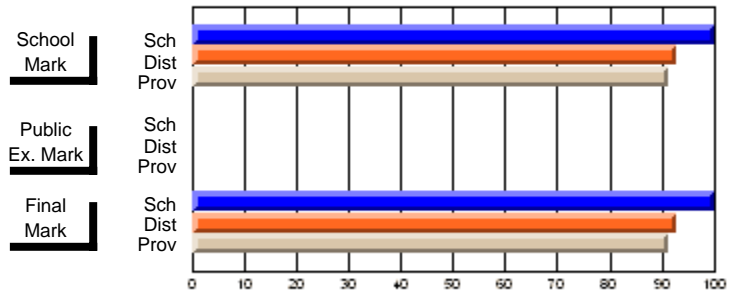
Grades: 9-12

Course: DESIGN TECHNOLOGY 1109						
# students in course: 18						
	<b>School Mark</b>	School vs District	School vs Province	<b>Public Exam Mark</b>	School vs District	School vs Province
<b>Average Score</b>	<b>80.8</b>					
School	70.4	P	P			
District	70.5					
Province						
<b>Percent of Passes</b>	<b>100.0</b>					
School	93.0	P	P			
District	91.4					
Province						

**Average Scores**



**Percent Passes**



\* Data from the High School Certification System. The results from supplementary courses are not reflected in these results. All students obtaining a score of 48 or 49 on the final mark, were adjusted to 50 and are reflected in the Final Mark column.





## High School Course Results 2002-03

District 9 - Avalon West

#280 - Laval High, Placentia

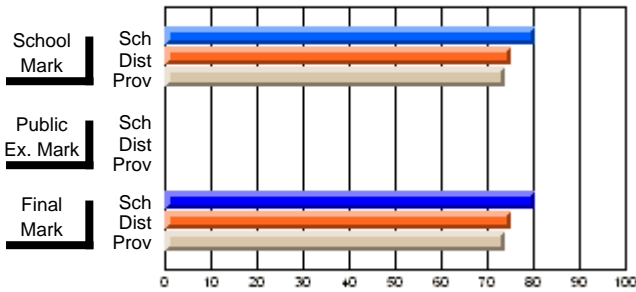
Grades: 9-12

Course: COMPUTER APPLICATIONS 2100

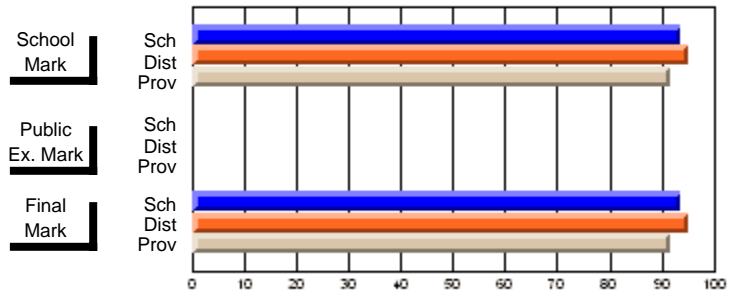
# students in course: 16

	<b>School Mark</b>	School vs District	School vs Province	<b>Public Exam Mark</b>	School vs District	School vs Province	<b>Final Mark</b>	School vs District	School vs Province
<b>Average Score</b>	<b>80.4</b>						<b>80.4</b>		
School	80.4						80.4		
District	75.0	P	P				75.0	P	P
Province	74.0						73.9		
<b>Percent of Passes</b>	<b>93.8</b>						<b>93.8</b>		
School	93.8						93.8		
District	95.3	q	P				95.3	q	P
Province	91.8						91.8		

**Average Scores**



**Percent Passes**



\* Data from the High School Certification System. The results from supplementary courses are not reflected in these results. All students obtaining a score of 48 or 49 on the final mark, were adjusted to 50 and are reflected in the Final Mark column.



## High School Course Results 2002-03

District 9 - Avalon West

#280 - Laval High, Placentia

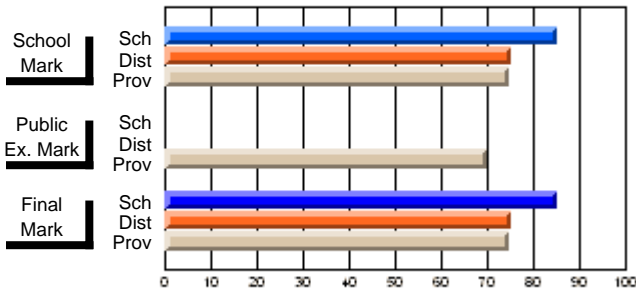
Grades: 9-12

Course: ADV WORDPROCESSING/DESK TOP 2101

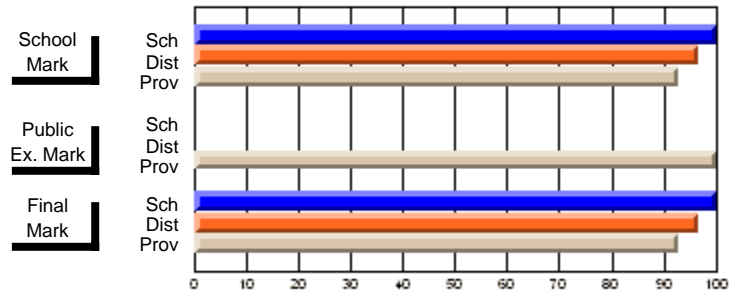
# students in course: 16

	<b>School Mark</b>	School vs District	School vs Province	<b>Public Exam Mark</b>	School vs District	School vs Province	<b>Final Mark</b>	School vs District	School vs Province
<b>Average Score</b>	<b>85.1</b>						<b>85.1</b>		
School	85.1						85.1		
District	75.2	P	P				75.2	P	P
Province	74.6			70.0			74.6		
<b>Percent of Passes</b>	<b>100.0</b>						<b>100.0</b>		
School	100.0						100.0		
District	96.5	P	P	100.0			96.5	P	P
Province	92.9						92.9		

**Average Scores**



**Percent Passes**



\* Data from the High School Certification System. The results from supplementary courses are not reflected in these results. All students obtaining a score of 48 or 49 on the final mark, were adjusted to 50 and are reflected in the Final Mark column.



## High School Course Results 2002-03

District 9 - Avalon West

#280 - Laval High, Placentia

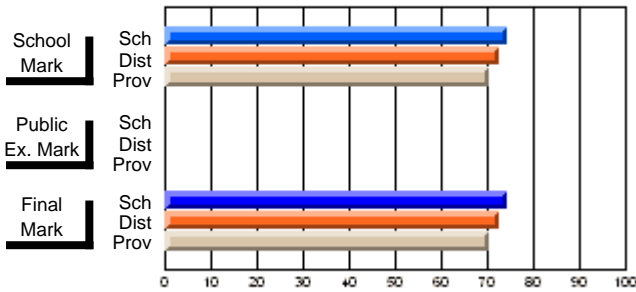
Grades: 9-12

Course: COMMUNICATIONS TECHNOLOGY 2104

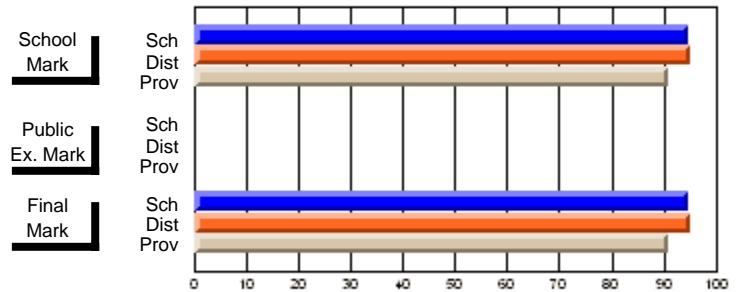
# students in course: 19

	<b>School Mark</b>	School vs District	School vs Province	<b>Public Exam Mark</b>	School vs District	School vs Province	<b>Final Mark</b>	School vs District	School vs Province
<b>Average Score</b>	<b>74.5</b>						<b>74.5</b>		
School	74.5						74.5		
District	72.6	P	P				72.6	P	P
Province	70.4						70.4		
<b>Percent of Passes</b>	<b>94.7</b>						<b>94.7</b>		
School	94.7						94.7		
District	95.0	P	P				95.0	P	P
Province	90.8						90.9		

**Average Scores**



**Percent Passes**



\* Data from the High School Certification System. The results from supplementary courses are not reflected in these results. All students obtaining a score of 48 or 49 on the final mark, were adjusted to 50 and are reflected in the Final Mark column.



**High School Course Results  
2002-03**

District 9 - Avalon West

#280 - Laval High, Placentia

Grades: 9-12

Course: HOME MAINTENANCE 3108				School data has 5 or fewer students. Data withheld for reasons of confidentiality.			
# students in course: 3				<b>Public Exam Mark</b>		<b>Final Mark</b>	
	<b>School Mark</b>	School vs District	School vs Province	School vs District	School vs Province	School vs District	School vs Province
<b>Average Score</b>							
School							
District	71.5	P	P			71.5	P
Province	73.4					73.4	P
<b>Percent of Passes</b>							
School							
District	94.6	P	P			94.6	P
Province	94.7					94.6	

\* Data from the High School Certification System. The results from supplementary courses are not reflected in these results. All students obtaining a score of 48 or 49 on the final mark, were adjusted to 50 and are reflected in the Final Mark column.



## High School Course Results 2002-03

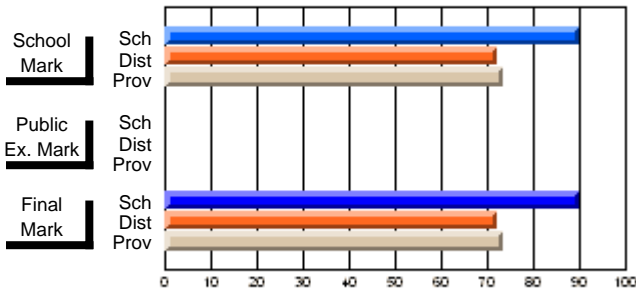
District 9 - Avalon West

#280 - Laval High, Placentia

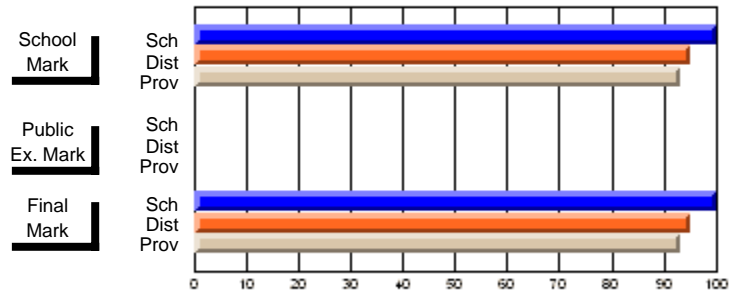
Grades: 9-12

<b>Course: COMPUTER TECHNOLOGY 3200</b>						
# students in course: 10						
	<b>School Mark</b>	School vs District	School vs Province	<b>Public Exam Mark</b>	School vs District	School vs Province
<b>Average Score</b>	<b>89.9</b>					
School	72.1	P	P	72.1	P	P
District	73.5			73.5		
Province						
<b>Percent of Passes</b>	<b>100.0</b>			<b>100.0</b>		
School	95.0	P	P	95.0	P	P
District	93.3			93.3		
Province						

**Average Scores**



**Percent Passes**



\* Data from the High School Certification System. The results from supplementary courses are not reflected in these results. All students obtaining a score of 48 or 49 on the final mark, were adjusted to 50 and are reflected in the Final Mark column.



## High School Course Results 2002-03

District 9 - Avalon West

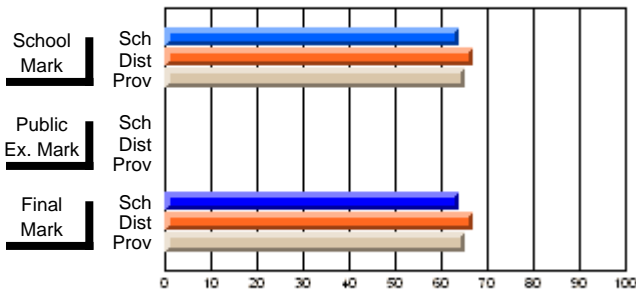
#280 - Laval High, Placentia

Grades: 9-12

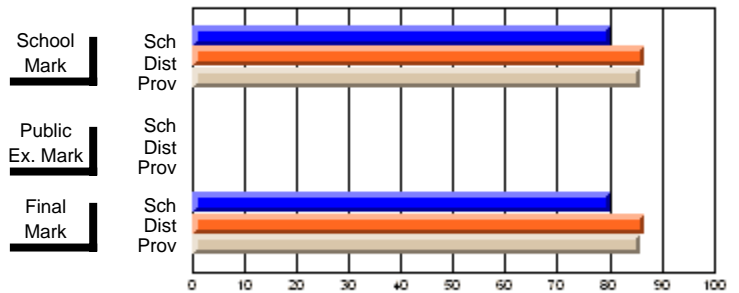
**Subject: Mathematics**

Course: MATHEMATICS 1204								
# students in course: 75								
	<b>School Mark</b>	School vs District	School vs Province		<b>Public Exam Mark</b>	School vs District	School vs Province	
<b><u>Average Score</u></b>	<b>64.1</b>							
School	66.9	q	q					
District	65.0							
Province								
<b><u>Percent of Passes</u></b>	<b>80.0</b>							
School	86.8	q	q					
District	85.8							
Province								

**Average Scores**



**Percent Passes**



\* Data from the High School Certification System. The results from supplementary courses are not reflected in these results. All students obtaining a score of 48 or 49 on the final mark, were adjusted to 50 and are reflected in the Final Mark column.



## High School Course Results 2002-03

District 9 - Avalon West

#280 - Laval High, Placentia

Grades: 9-12

Course: MATHEMATICS 1206			
# students in course: 23			
	School Mark	School vs District	School vs Province
<b>Average Score</b>	<b>76.1</b>		
School	63.8	P	P
District	56.4		
Province			
<b>Percent of Passes</b>			
School	<b>95.7</b>		
District	88.5	P	P
Province	78.1		

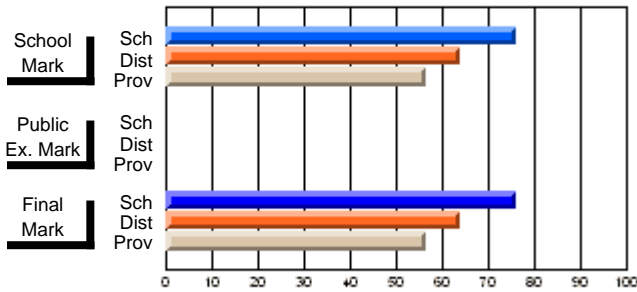
  

	Public Exam Mark	School vs District	School vs Province

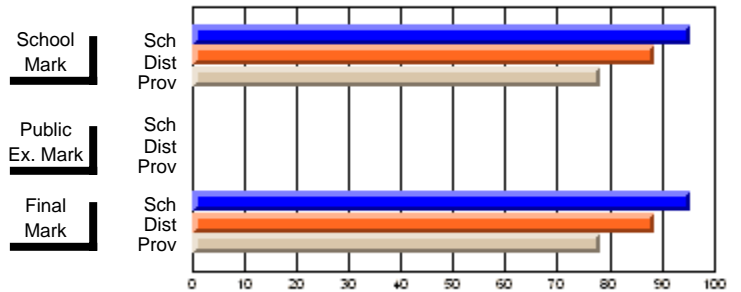
  

	Final Mark	School vs District	School vs Province
	<b>76.1</b>		
	63.8	P	P
	56.4		
	<b>95.7</b>		
	88.6	P	P
	78.3		

**Average Scores**



**Percent Passes**



\* Data from the High School Certification System. The results from supplementary courses are not reflected in these results. All students obtaining a score of 48 or 49 on the final mark, were adjusted to 50 and are reflected in the Final Mark column.



## High School Course Results 2002-03

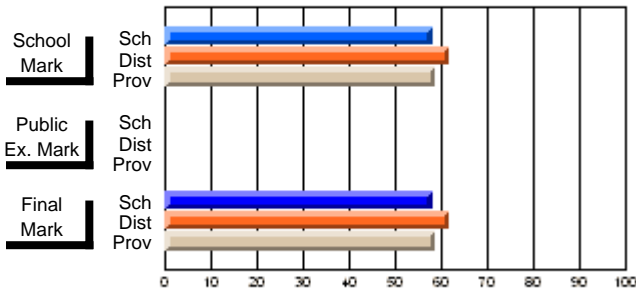
District 9 - Avalon West

#280 - Laval High, Placentia

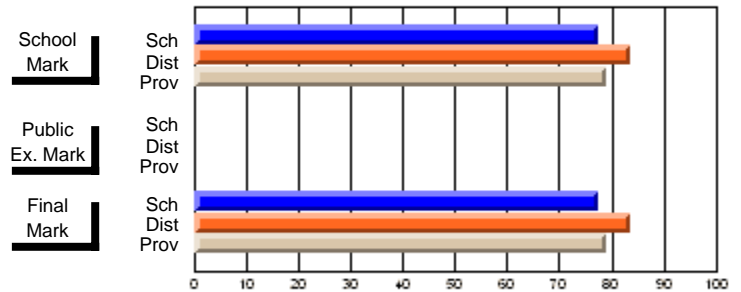
Grades: 9-12

Course: MATHEMATICS 2204			
# students in course: 31			
	<b>School Mark</b>	School vs District	School vs Province
<b>Average Score</b>	<b>58.0</b>		
School	58.0		
District	61.8	q	q
Province	58.6		
<b>Percent of Passes</b>	<b>77.4</b>		
School	77.4		
District	83.8	q	q
Province	79.1		

**Average Scores**



**Percent Passes**



\* Data from the High School Certification System. The results from supplementary courses are not reflected in these results. All students obtaining a score of 48 or 49 on the final mark, were adjusted to 50 and are reflected in the Final Mark column.





## High School Course Results 2002-03

District 9 - Avalon West

#280 - Laval High, Placentia

Grades: 9-12

Course: MATHEMATICS 2205			
# students in course: 44			
	<b>School Mark</b>	School vs District	School vs Province
<b>Average Score</b>	<b>75.9</b>		
School	75.9		
District	75.0	P	P
Province	75.2		
<b>Percent of Passes</b>			
School	<b>100.0</b>		
District	97.8	P	P
Province	97.6		

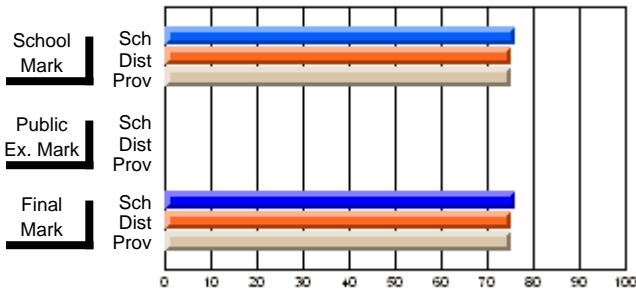
  

	<b>Public Exam Mark</b>	School vs District	School vs Province
<b>Final Mark</b>	<b>75.9</b>		
School	75.9		
District	75.0	P	P
Province	75.2		

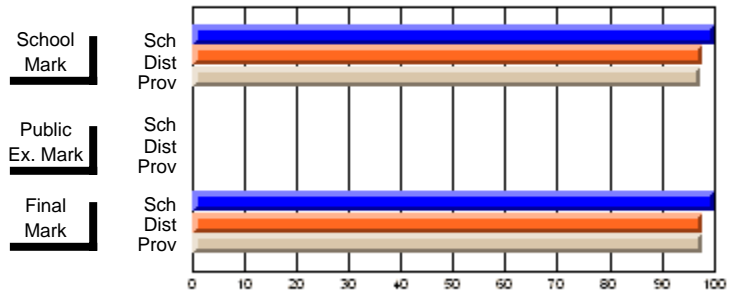
  

	<b>Final Mark</b>	School vs District	School vs Province
<b>Final Mark</b>	<b>100.0</b>		
School	100.0		
District	97.8	P	P
Province	97.7		

**Average Scores**



**Percent Passes**



\* Data from the High School Certification System. The results from supplementary courses are not reflected in these results. All students obtaining a score of 48 or 49 on the final mark, were adjusted to 50 and are reflected in the Final Mark column.



**High School Course Results  
2002-03**

District 9 - Avalon West

#280 - Laval High, Placentia

Grades: 9-12

Course: MATHEMATICS(M) 2266				School data has 5 or fewer students. Data withheld for reasons of confidentiality.					
# students in course: 2									
	<b>School Mark</b>	School vs District	School vs Province	<b>Public Exam Mark</b>	School vs District	School vs Province	<b>Final Mark</b>	School vs District	School vs Province
<b>Average Score</b>									
School									
District	59.3	P	P				59.3	P	P
Province	58.4						58.4		
<b>Percent of Passes</b>									
School									
District	92.3	P	P				92.3	P	P
Province	88.4						88.4		

\* Data from the High School Certification System. The results from supplementary courses are not reflected in these results. All students obtaining a score of 48 or 49 on the final mark, were adjusted to 50 and are reflected in the Final Mark column.



## High School Course Results 2002-03

District 9 - Avalon West

#280 - Laval High, Placentia

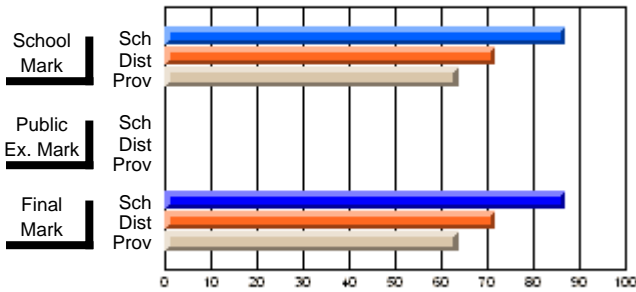
Grades: 9-12

Course: MATHEMATICS 3103			
# students in course: 46			
	<b>School Mark</b>	School vs District	School vs Province
<b>Average Score</b>	<b>86.9</b>		
School	86.9		
District	71.8	P	P
Province	63.6		
<b>Percent of Passes</b>			
School	<b>95.7</b>		
District	93.9	P	P
Province	82.0		

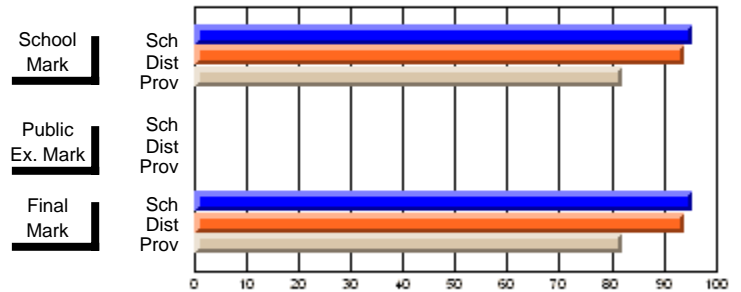
  

	<b>Public Exam Mark</b>	School vs District	School vs Province
<b>Final Mark</b>	<b>86.9</b>		
School	86.9		
District	71.8	P	P
Province	63.6		

**Average Scores**



**Percent Passes**



\* Data from the High School Certification System. The results from supplementary courses are not reflected in these results. All students obtaining a score of 48 or 49 on the final mark, were adjusted to 50 and are reflected in the Final Mark column.



## High School Course Results 2002-03

District 9 - Avalon West

#280 - Laval High, Placentia

Grades: 9-12

Course: MATHEMATICS 3204			
# students in course: 40			
	<b>School Mark</b>	School vs District	School vs Province
<b>Average Score</b>	<b>68.9</b>		
School	64.5	P	P
District			
Province	61.8		
<b>Percent of Passes</b>	<b>97.5</b>		
School	86.4	P	P
District			
Province	79.3		

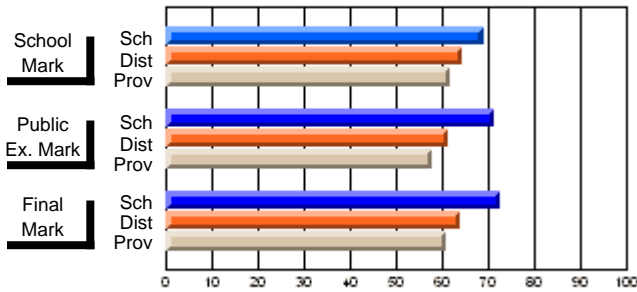
  

	<b>Public Exam Mark</b>	School vs District	School vs Province
<b>Public Exam Mark</b>	<b>71.4</b>		
School	61.1	P	P
District			
Province	57.9		

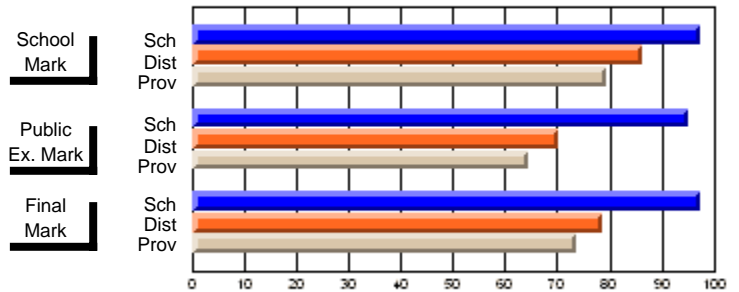
  

	<b>Final Mark</b>	School vs District	School vs Province
<b>Final Mark</b>	<b>72.4</b>		
School	63.8	P	P
District			
Province	60.7		

**Average Scores**



**Percent Passes**



\* Data from the High School Certification System. The results from supplementary courses are not reflected in these results. All students obtaining a score of 48 or 49 on the final mark, were adjusted to 50 and are reflected in the Final Mark column.



## High School Course Results 2002-03

District 9 - Avalon West

#280 - Laval High, Placentia

Grades: 9-12

Course: MATHEMATICS 3205			
# students in course: 19			
	<b>School Mark</b>	School vs District	School vs Province
<b>Average Score</b>	<b>74.4</b>		
School	70.7	P	P
District			
Province	74.0		
<b>Percent of Passes</b>			
School	<b>100.0</b>		
District	95.2	P	P
Province	96.6		

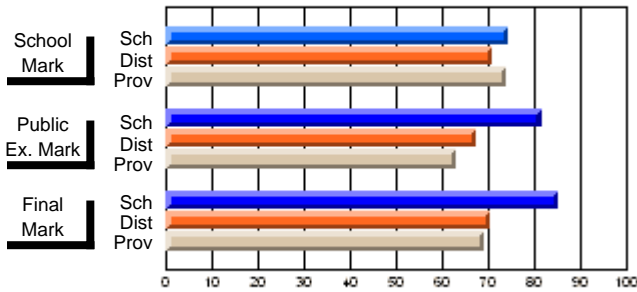
  

	<b>Public Exam Mark</b>	School vs District	School vs Province
<b>Public Exam Mark</b>	<b>81.5</b>		
School	67.3	P	P
District			
Province	62.9		

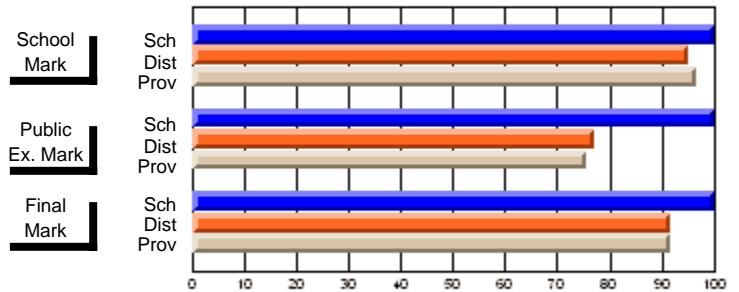
  

	<b>Final Mark</b>	School vs District	School vs Province
<b>Final Mark</b>	<b>85.3</b>		
School	70.3	P	P
District			
Province	69.2		

**Average Scores**



**Percent Passes**



\* Data from the High School Certification System. The results from supplementary courses are not reflected in these results. All students obtaining a score of 48 or 49 on the final mark, were adjusted to 50 and are reflected in the Final Mark column.



## High School Course Results 2002-03

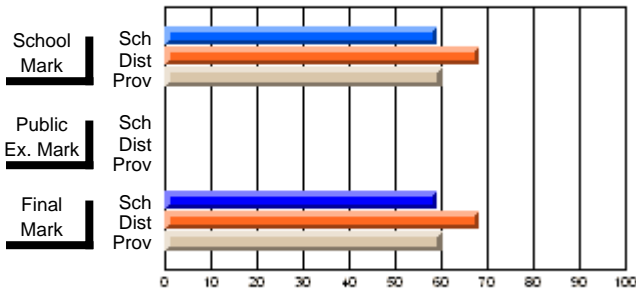
District 9 - Avalon West

#280 - Laval High, Placentia

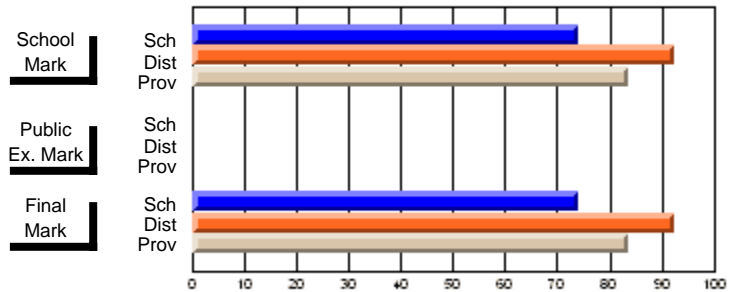
Grades: 9-12

Course: MATHEMATICS 3206			
# students in course: 27			
	<b>School Mark</b>	School vs District	School vs Province
<b>Average Score</b>	<b>59.0</b>		
School	68.2	q	q
District	60.2		
Province			
<b>Percent of Passes</b>	<b>74.1</b>		
School	92.4	q	q
District	83.8		
Province			

**Average Scores**



**Percent Passes**



\* Data from the High School Certification System. The results from supplementary courses are not reflected in these results. All students obtaining a score of 48 or 49 on the final mark, were adjusted to 50 and are reflected in the Final Mark column.



## High School Course Results 2002-03

District 9 - Avalon West

#280 - Laval High, Placentia

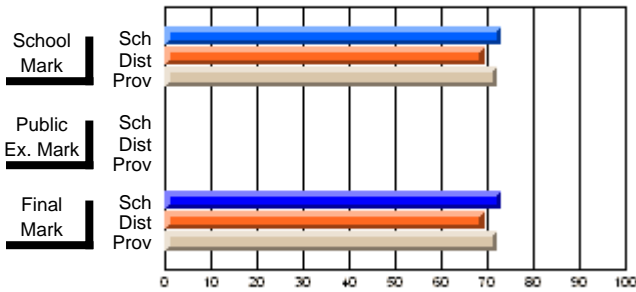
Grades: 9-12

Course: MATHEMATICS 3207			
# students in course: 20			
	<b>School Mark</b>	School vs District	School vs Province
<b>Average Score</b>	<b>73.1</b>		
School	73.1		
District	69.3	P	P
Province	72.0		
<b>Percent of Passes</b>	<b>100.0</b>		
School	100.0		
District	94.4	P	P
Province	96.2		

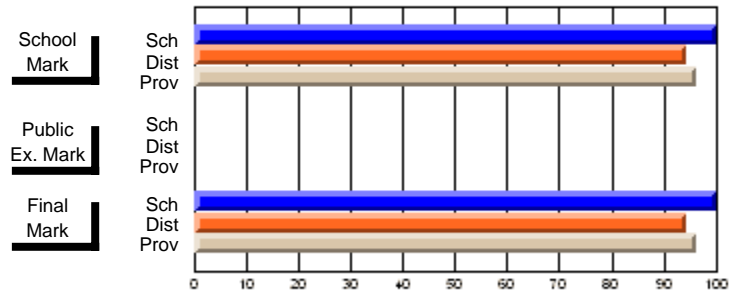
  

	<b>Public Exam Mark</b>	School vs District	School vs Province
<b>Final Mark</b>	<b>73.1</b>		
School	73.1		
District	69.3	P	P
Province	72.0		
<b>Final Mark</b>	<b>100.0</b>		
School	100.0		
District	94.4	P	P
Province	96.2		

**Average Scores**



**Percent Passes**



\* Data from the High School Certification System. The results from supplementary courses are not reflected in these results. All students obtaining a score of 48 or 49 on the final mark, were adjusted to 50 and are reflected in the Final Mark column.



## High School Course Results 2002-03

District 9 - Avalon West

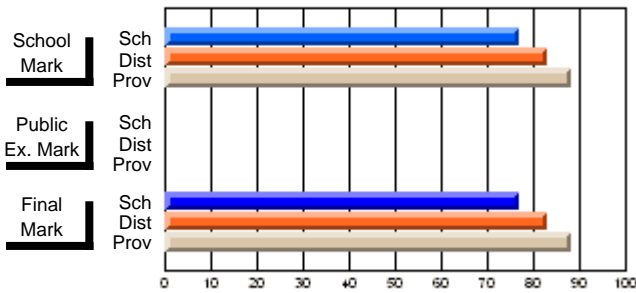
#280 - Laval High, Placentia

Grades: 9-12

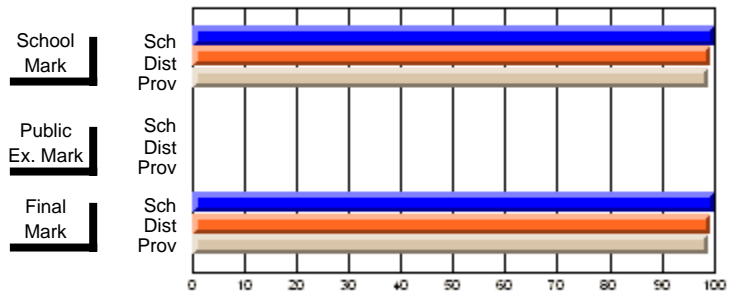
**Subject: Music**

Course: ENSEMBLE PERFORMANCE 1105									
# students in course: 16									
	<b>School Mark</b>	School vs District	School vs Province	<b>Public Exam Mark</b>	School vs District	School vs Province	<b>Final Mark</b>	School vs District	School vs Province
<b><u>Average Score</u></b>	<b>76.9</b>						<b>76.9</b>		
School	83.2	q	q				83.2	q	q
District	88.1						88.1		
Province							88.1		
<b><u>Percent of Passes</u></b>	<b>100.0</b>						<b>100.0</b>		
School	99.4	p	p				99.4	p	p
District	98.9						98.9		
Province							98.9		

**Average Scores**



**Percent Passes**



\* Data from the High School Certification System. The results from supplementary courses are not reflected in these results. All students obtaining a score of 48 or 49 on the final mark, were adjusted to 50 and are reflected in the Final Mark column.





## High School Course Results 2002-03

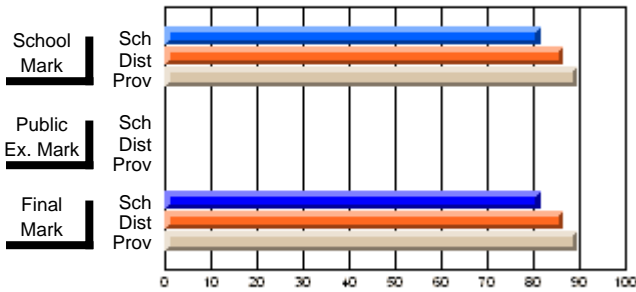
District 9 - Avalon West

#280 - Laval High, Placentia

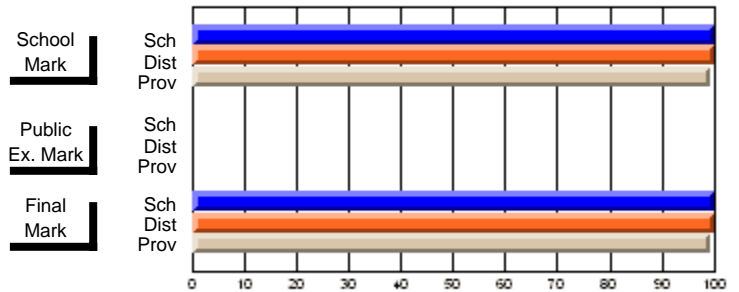
Grades: 9-12

Course: ENSEMBLE PERFORMANCE 2105			
# students in course: 15			
	<b>School Mark</b>	School vs District	School vs Province
<b>Average Score</b>	<b>81.5</b>		
School	81.5		
District	86.4	q	q
Province	89.6		
<b>Percent of Passes</b>	<b>100.0</b>		
School	100.0		
District	100.0	P	P
Province	99.3		

**Average Scores**



**Percent Passes**



\* Data from the High School Certification System. The results from supplementary courses are not reflected in these results. All students obtaining a score of 48 or 49 on the final mark, were adjusted to 50 and are reflected in the Final Mark column.



## High School Course Results 2002-03

District 9 - Avalon West

#280 - Laval High, Placentia

Grades: 9-12

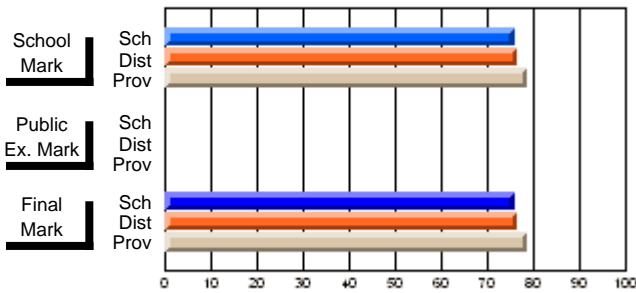
### Subject: Physical Education

Course: PHYSICAL EDUCATION 1100			
# students in course: 10			
	<b>School Mark</b>	School vs District	School vs Province
<b>Average Score</b>			
School	<b>75.8</b>		
District	76.6	q	q
Province	78.6		
<b>Percent of Passes</b>			
School	<b>100.0</b>		
District	93.6	p	p
Province	96.3		

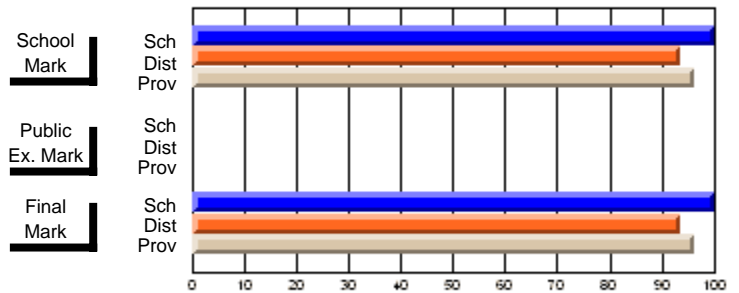
  

	<b>Public Exam Mark</b>	School vs District	School vs Province
<b>Final Mark</b>			
School	<b>75.8</b>		
District	76.6	q	q
Province	78.6		
<b>Percent of Passes</b>			
School	<b>100.0</b>		
District	93.6	p	p
Province	96.3		

**Average Scores**



**Percent Passes**



\* Data from the High School Certification System. The results from supplementary courses are not reflected in these results. All students obtaining a score of 48 or 49 on the final mark, were adjusted to 50 and are reflected in the Final Mark column.

Modification Time: 3:57:46PM

Modification Date: 2/27/2006

Source: Evaluation & Research



## High School Course Results 2002-03

District 9 - Avalon West

#280 - Laval High, Placentia

Grades: 9-12

Course: PHYSICAL EDUCATION 2100			
# students in course: 39			
	<b>School Mark</b>	School vs District	School vs Province
<b>Average Score</b>	<b>79.5</b>		
School	79.5		
District	79.0	P	P
Province	79.2		
<b>Percent of Passes</b>			
School	<b>100.0</b>		
District	95.6	P	P
Province	96.2		

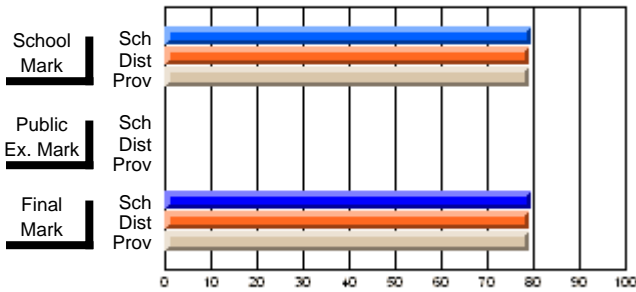
  

	<b>Public Exam Mark</b>	School vs District	School vs Province
<b>Public Exam Mark</b>			
School			
District			
Province			

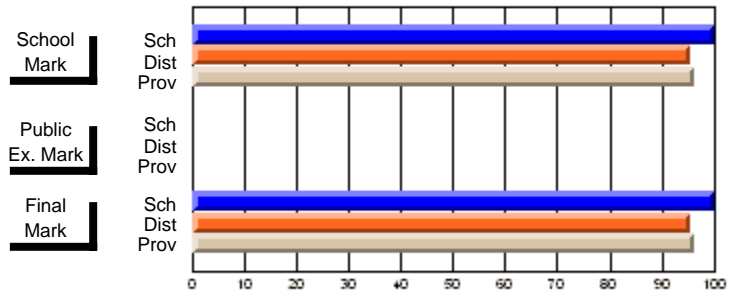
  

	<b>Final Mark</b>	School vs District	School vs Province
<b>Final Mark</b>	<b>79.5</b>		
School	79.5		
District	79.0	P	P
Province	79.2		

**Average Scores**



**Percent Passes**



\* Data from the High School Certification System. The results from supplementary courses are not reflected in these results. All students obtaining a score of 48 or 49 on the final mark, were adjusted to 50 and are reflected in the Final Mark column.



## High School Course Results 2002-03

District 9 - Avalon West

#280 - Laval High, Placentia

Grades: 9-12

Course: PHYSICAL EDUCATION 3100			
# students in course: 12			
	<b>School Mark</b>	School vs District	School vs Province
<b>Average Score</b>	<b>89.3</b>		
School	89.3		
District	76.3	P	P
Province	77.3		
<b>Percent of Passes</b>			
School	<b>100.0</b>		
District	93.1	P	P
Province	94.8		

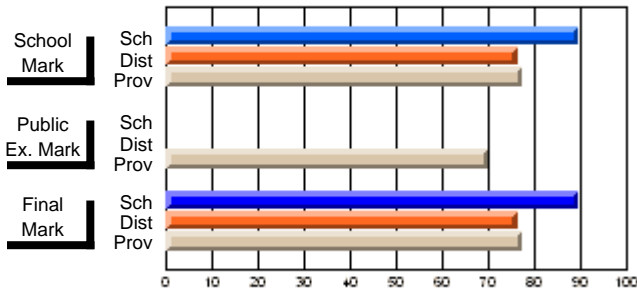
  

	<b>Public Exam Mark</b>	School vs District	School vs Province
<b>Public Exam Mark</b>			
School			
District	70.0		
Province	70.0		

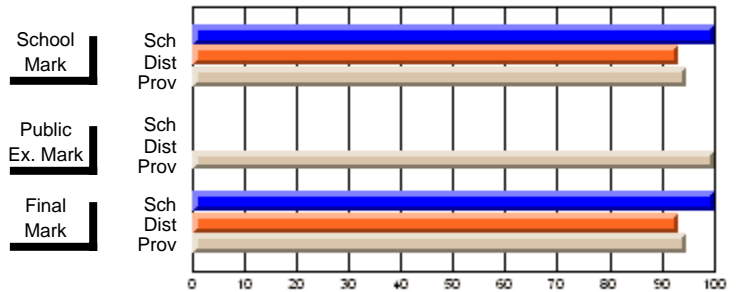
  

	<b>Final Mark</b>	School vs District	School vs Province
<b>Final Mark</b>			
School	<b>89.3</b>		
District	76.3	P	P
Province	77.3		

**Average Scores**



**Percent Passes**



\* Data from the High School Certification System. The results from supplementary courses are not reflected in these results. All students obtaining a score of 48 or 49 on the final mark, were adjusted to 50 and are reflected in the Final Mark column.





## High School Course Results 2002-03

District 9 - Avalon West

#280 - Laval High, Placentia

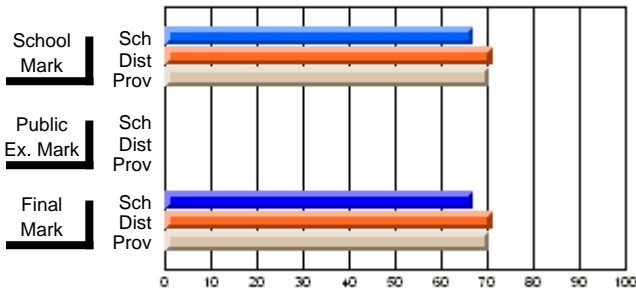
Grades: 9-12

Course: CHRISTIAN WRITINGS 2104

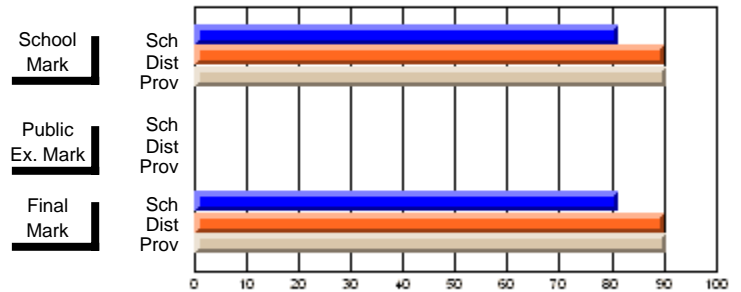
# students in course: 48

	<b>School Mark</b>	School vs District	School vs Province	<b>Public Exam Mark</b>	School vs District	School vs Province	<b>Final Mark</b>	School vs District	School vs Province
<b><u>Average Score</u></b>									
School	<b>66.9</b>						<b>66.9</b>		
District	71.0	q	q				71.0	q	q
Province	70.5						70.5		
<b><u>Percent of Passes</u></b>									
School	<b>81.3</b>						<b>81.3</b>		
District	90.1	q	q				90.1	q	q
Province	90.6						90.7		

**Average Scores**



**Percent Passes**



\* Data from the High School Certification System. The results from supplementary courses are not reflected in these results. All students obtaining a score of 48 or 49 on the final mark, were adjusted to 50 and are reflected in the Final Mark column.



## High School Course Results 2002-03

District 9 - Avalon West

#280 - Laval High, Placentia

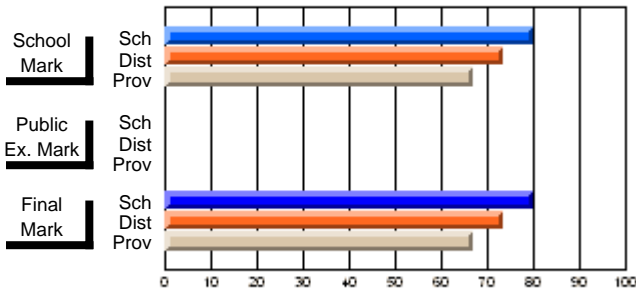
Grades: 9-12

Course: WORLD RELIGIONS 3104

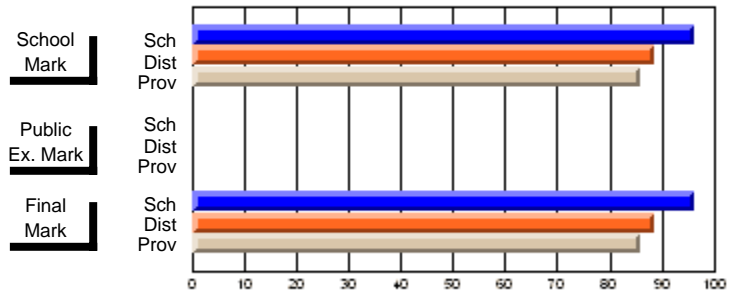
# students in course: 52

	<b>School Mark</b>	School vs District	School vs Province	<b>Public Exam Mark</b>	School vs District	School vs Province	<b>Final Mark</b>	School vs District	School vs Province
<b>Average Score</b>	<b>79.9</b>						<b>79.9</b>		
School	79.9						79.9		
District	73.5	P	P				73.5	P	P
Province	67.0						67.0		
<b>Percent of Passes</b>									
School	<b>96.2</b>						<b>96.2</b>		
District	88.7	P	P				88.7	P	P
Province	85.9						85.8		

**Average Scores**



**Percent Passes**



\* Data from the High School Certification System. The results from supplementary courses are not reflected in these results. All students obtaining a score of 48 or 49 on the final mark, were adjusted to 50 and are reflected in the Final Mark column.







## High School Course Results 2002-03

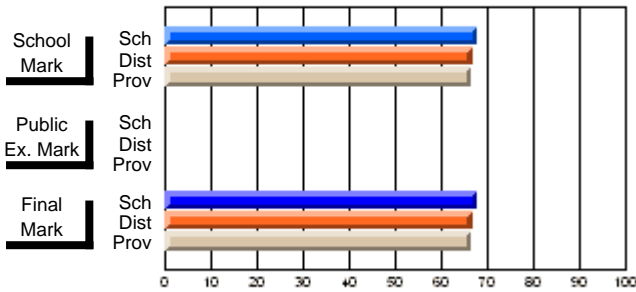
District 9 - Avalon West

#280 - Laval High, Placentia

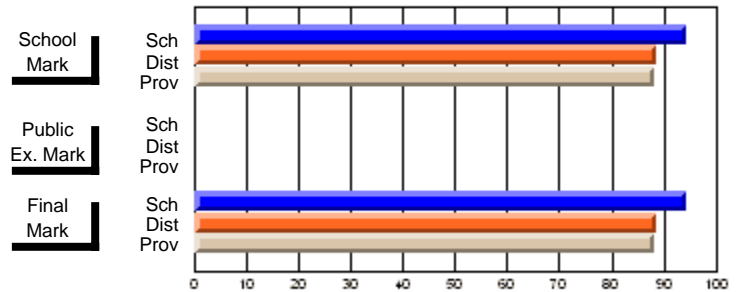
Grades: 9-12

Course: SCIENCE 1206											
# students in course: 73											
	<b>School Mark</b>	School vs District	School vs Province		<b>Public Exam Mark</b>	School vs District	School vs Province		<b>Final Mark</b>	School vs District	School vs Province
<b><u>Average Score</u></b>	<b>67.7</b>								<b>67.7</b>		
School	66.7	P	P						66.7	P	P
District	66.5								66.5		
Province											
<b><u>Percent of Passes</u></b>	<b>94.5</b>								<b>94.5</b>		
School	88.5	P	P						88.6	P	P
District	88.3								88.3		
Province											

**Average Scores**



**Percent Passes**



\* Data from the High School Certification System. The results from supplementary courses are not reflected in these results. All students obtaining a score of 48 or 49 on the final mark, were adjusted to 50 and are reflected in the Final Mark column.



## High School Course Results 2002-03

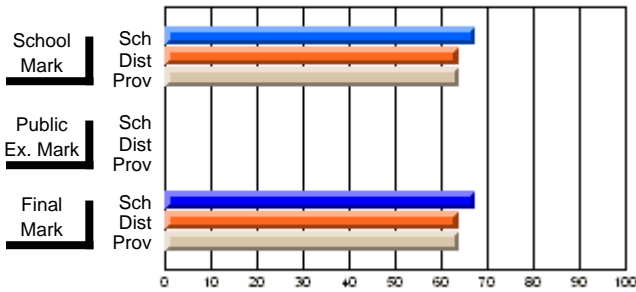
District 9 - Avalon West

#280 - Laval High, Placentia

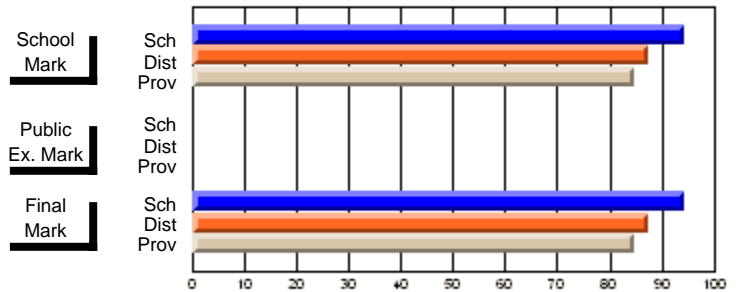
Grades: 9-12

Course: BIOLOGY 2201											
# students in course: 87											
	<b>School Mark</b>	School vs District	School vs Province		<b>Public Exam Mark</b>	School vs District	School vs Province		<b>Final Mark</b>	School vs District	School vs Province
<b>Average Score</b>	<b>67.2</b>								<b>67.2</b>		
School	63.7	P	P						63.7	P	P
District	63.8								63.8		
Province									63.8		
<b>Percent of Passes</b>	<b>94.3</b>								<b>94.3</b>		
School	87.6	P	P						87.6	P	P
District	84.8								84.9		
Province									84.9		

**Average Scores**



**Percent Passes**



\* Data from the High School Certification System. The results from supplementary courses are not reflected in these results. All students obtaining a score of 48 or 49 on the final mark, were adjusted to 50 and are reflected in the Final Mark column.



**High School Course Results  
2002-03**

District 9 - Avalon West

#280 - Laval High, Placentia

Grades: 9-12

Course: CHEMISTRY 2202				School data has 5 or fewer students. Data withheld for reasons of confidentiality.			
# students in course: 3				<b>Public Exam Mark</b>		<b>Final Mark</b>	
	<b>School Mark</b>	School vs District	School vs Province	School vs District	School vs Province	School vs District	School vs Province
<b>Average Score</b>							
School							
District	68.0	q	q			67.9	q
Province	67.3					67.3	
<b>Percent of Passes</b>							
School							
District	85.9	q	q			85.9	q
Province	86.7					86.6	

\* Data from the High School Certification System. The results from supplementary courses are not reflected in these results. All students obtaining a score of 48 or 49 on the final mark, were adjusted to 50 and are reflected in the Final Mark column.





## High School Course Results 2002-03

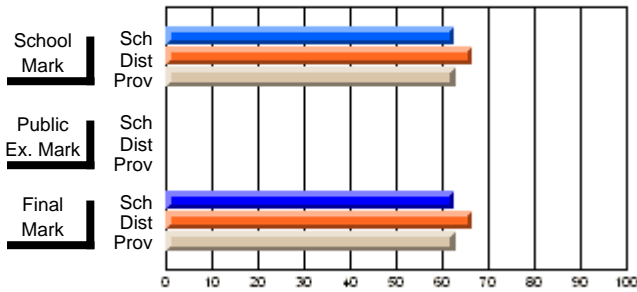
District 9 - Avalon West

#280 - Laval High, Placentia

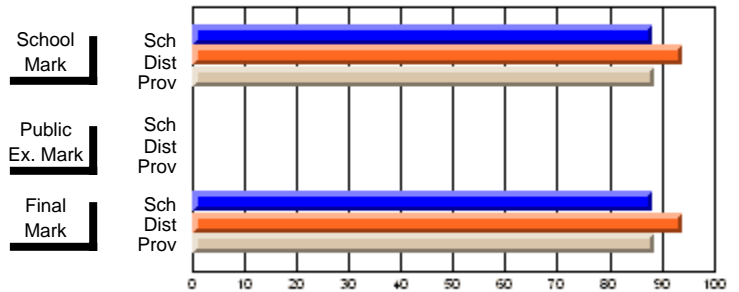
Grades: 9-12

Course: SCIENCE/TECHNOLOGY/SOCIETY 2206			
# students in course: 17			
	<b>School Mark</b>	School vs District	School vs Province
<b>Average Score</b>	<b>62.7</b>		
School	62.7		
District	66.3	q	q
Province	62.8		
<b>Percent of Passes</b>	<b>88.2</b>		
School	88.2		
District	94.0	q	q
Province	88.6		

**Average Scores**



**Percent Passes**



\* Data from the High School Certification System. The results from supplementary courses are not reflected in these results. All students obtaining a score of 48 or 49 on the final mark, were adjusted to 50 and are reflected in the Final Mark column.



## High School Course Results 2002-03

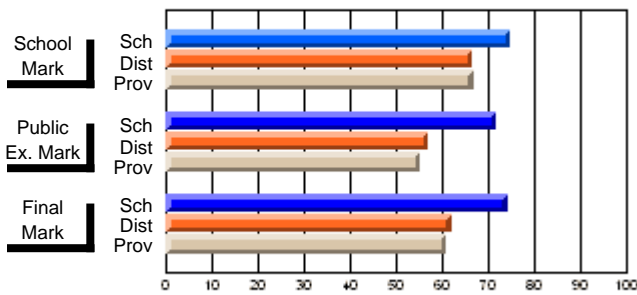
District 9 - Avalon West

#280 - Laval High, Placentia

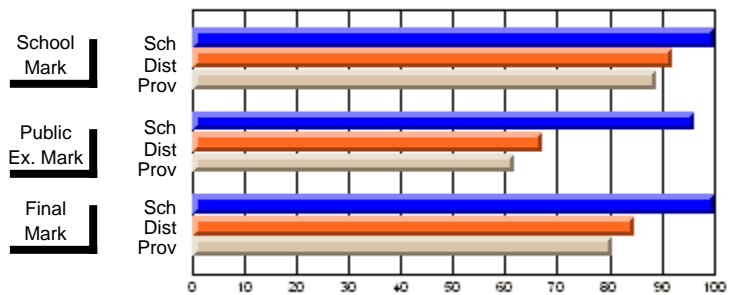
Grades: 9-12

<b>Course: BIOLOGY 3201</b>			
# students in course: 54			
	<b>School Mark</b>	School vs District	School vs Province
<b>Average Score</b>	<b>74.9</b>		
School	66.5	P	P
District			
Province	66.7		
<b>Percent of Passes</b>			
School	<b>100.0</b>		
District	92.1	P	P
Province	89.1		
	<b>Public Exam Mark</b>	School vs District	School vs Province
	<b>71.8</b>		
School	57.0	P	P
District			
Province	55.4		
	<b>Final Mark</b>	School vs District	School vs Province
	<b>74.1</b>		
School	61.9	P	P
District			
Province	60.7		

**Average Scores**



**Percent Passes**



\* Data from the High School Certification System. The results from supplementary courses are not reflected in these results. All students obtaining a score of 48 or 49 on the final mark, were adjusted to 50 and are reflected in the Final Mark column.



## High School Course Results 2002-03

District 9 - Avalon West

#280 - Laval High, Placentia

Grades: 9-12

Course: CHEMISTRY 3202			
# students in course: 52			
	<b>School Mark</b>	School vs District	School vs Province
<b>Average Score</b>	<b>75.7</b>		
School	70.6	P	P
District			
Province	72.0		
<b>Percent of Passes</b>			
School	<b>100.0</b>		
District	92.9	P	P
Province	94.4		

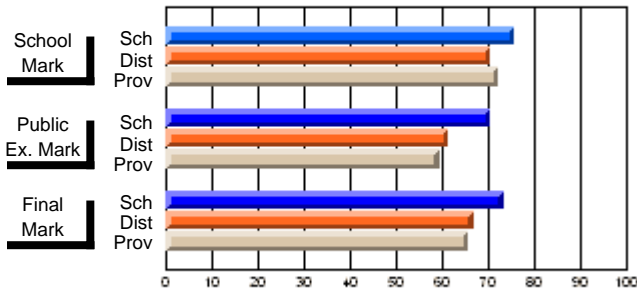
  

	<b>Public Exam Mark</b>	School vs District	School vs Province
<b>Public Exam Mark</b>	<b>70.3</b>		
School	61.4	P	P
District			
Province	59.3		

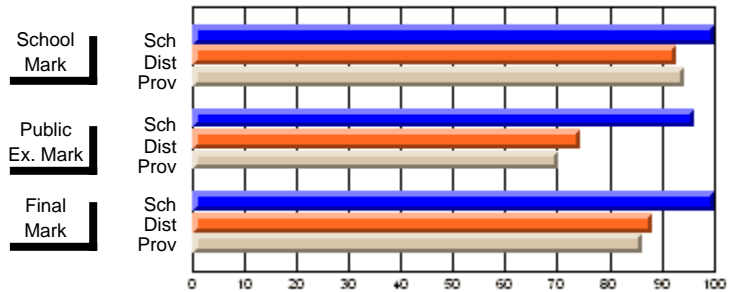
  

	<b>Final Mark</b>	School vs District	School vs Province
<b>Final Mark</b>	<b>73.2</b>		
School	66.7	P	P
District			
Province	65.7		

**Average Scores**



**Percent Passes**



\* Data from the High School Certification System. The results from supplementary courses are not reflected in these results. All students obtaining a score of 48 or 49 on the final mark, were adjusted to 50 and are reflected in the Final Mark column.



## High School Course Results 2002-03

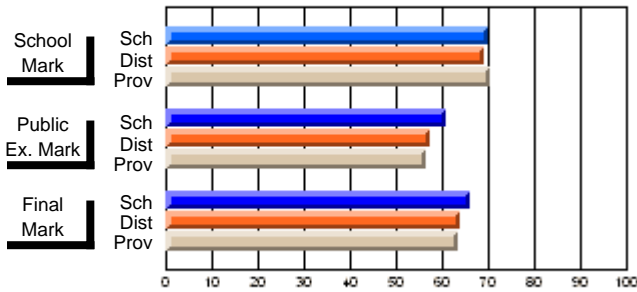
District 9 - Avalon West

#280 - Laval High, Placentia

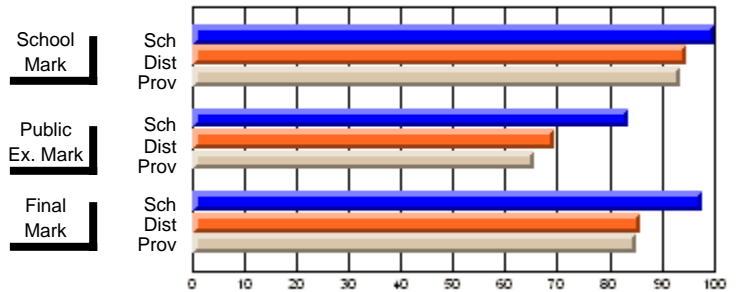
Grades: 9-12

Course: PHYSICS 3204			
# students in course: 43			
	<b>School Mark</b>	School vs District	School vs Province
<b>Average Score</b>	<b>70.1</b>		
School	69.0	P	Q
District			
Province	70.3		
<b>Percent of Passes</b>			
School	<b>100.0</b>		
District	94.7	P	P
Province	93.6		
	<b>Public Exam Mark</b>	School vs District	School vs Province
	<b>60.7</b>		
School	57.3	P	P
District			
Province	56.3		
	<b>Final Mark</b>	School vs District	School vs Province
	<b>66.2</b>		
School	63.9	P	P
District			
Province	63.4		

**Average Scores**



**Percent Passes**



\* Data from the High School Certification System. The results from supplementary courses are not reflected in these results. All students obtaining a score of 48 or 49 on the final mark, were adjusted to 50 and are reflected in the Final Mark column.





## High School Course Results 2002-03

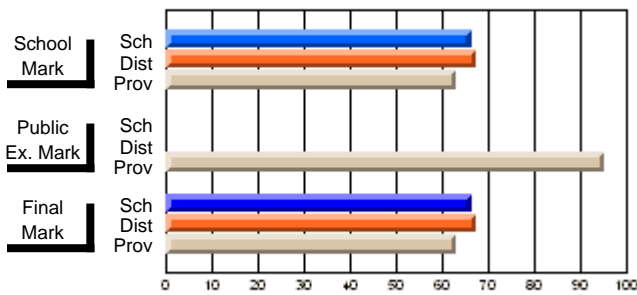
District 9 - Avalon West

#280 - Laval High, Placentia

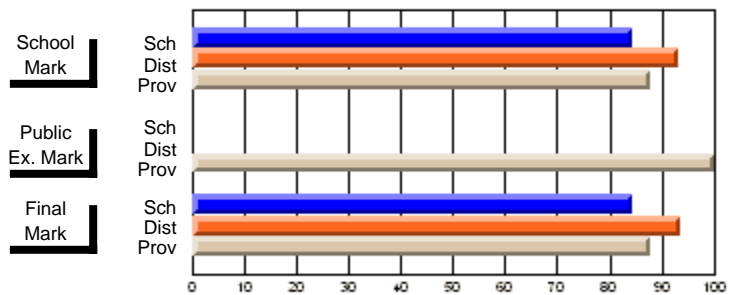
Grades: 9-12

Course: ENVIRONMENTAL SCIENCE 3205			
# students in course: 45			
	<b>School Mark</b>	School vs District	School vs Province
<b>Average Score</b>	<b>66.3</b>		
School	66.3		
District	67.3	q	p
Province	63.2		
<b>Percent of Passes</b>	<b>84.4</b>		
School	84.4		
District	93.4	q	q
Province	87.7		
	<b>Public Exam Mark</b>	School vs District	School vs Province
	95.0		
<b>Final Mark</b>	<b>66.3</b>		
School	66.3		
District	67.3	q	p
Province	63.1		
<b>Final Mark</b>	<b>84.4</b>		
School	84.4		
District	93.6	q	q
Province	87.8		
	100.0		

**Average Scores**



**Percent Passes**



\* Data from the High School Certification System. The results from supplementary courses are not reflected in these results. All students obtaining a score of 48 or 49 on the final mark, were adjusted to 50 and are reflected in the Final Mark column.



**High School Course Results  
2002-03**

District 9 - Avalon West

#280 - Laval High, Placentia

Grades: 9-12

Course: CHEMISTRY AP 4222				School data has 5 or fewer students. Data withheld for reasons of confidentiality.			
# students in course: 1				<b>Public Exam Mark</b>		<b>Final Mark</b>	
	<b>School Mark</b>	School vs District	School vs Province	School vs District	School vs Province	School vs District	School vs Province
<b>Average Score</b>							
School							
District	68.2	q	q			68.2	q
Province	72.5					72.5	
<b>Percent of Passes</b>							
School							
District	88.9	P	P			88.9	P
Province	93.5					93.5	

\* Data from the High School Certification System. The results from supplementary courses are not reflected in these results. All students obtaining a score of 48 or 49 on the final mark, were adjusted to 50 and are reflected in the Final Mark column.





## High School Course Results 2002-03

District 9 - Avalon West

#280 - Laval High, Placentia

Grades: 9-12

Course: CANADIAN GEOGRAPHY 1202			
# students in course: 96			
	School Mark	School vs District	School vs Province
<b>Average Score</b>	<b>78.2</b>		
School	78.2		
District	70.9	P	P
Province	67.3		
<b>Percent of Passes</b>			
School	<b>100.0</b>		
District	93.9	P	P
Province	88.9		

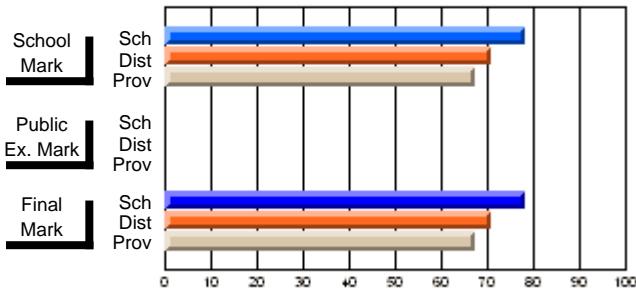
  

	Public Exam Mark	School vs District	School vs Province
<b>Average Score</b>			
School			
District		P	P
Province			
<b>Percent of Passes</b>			
School			
District		P	P
Province			

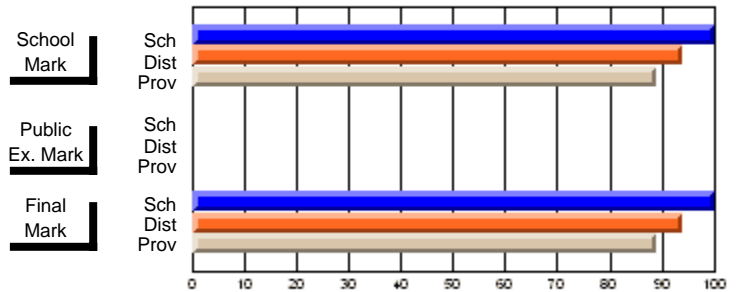
  

	Final Mark	School vs District	School vs Province
<b>Average Score</b>	<b>78.2</b>		
School	78.2		
District	70.9	P	P
Province	67.3		
<b>Percent of Passes</b>			
School	<b>100.0</b>		
District	93.9	P	P
Province	88.9		

**Average Scores**



**Percent Passes**



\* Data from the High School Certification System. The results from supplementary courses are not reflected in these results. All students obtaining a score of 48 or 49 on the final mark, were adjusted to 50 and are reflected in the Final Mark column.



## High School Course Results 2002-03

District 9 - Avalon West

#280 - Laval High, Placentia

Grades: 9-12

Course: WORLD GEOGRAPHY 3200			
# students in course: 22			
	<b>School Mark</b>	School vs District	School vs Province
<b>Average Score</b>	<b>57.8</b>		
School	61.8	q	q
District	60.4		
Province			
<b>Percent of Passes</b>			
School	<b>81.8</b>		
District	92.6	q	q
Province	90.3		

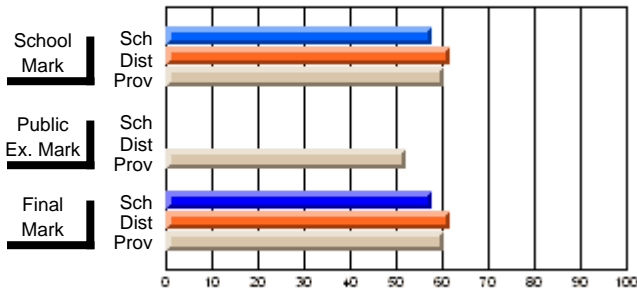
  

	<b>Public Exam Mark</b>	School vs District	School vs Province
	52.1		

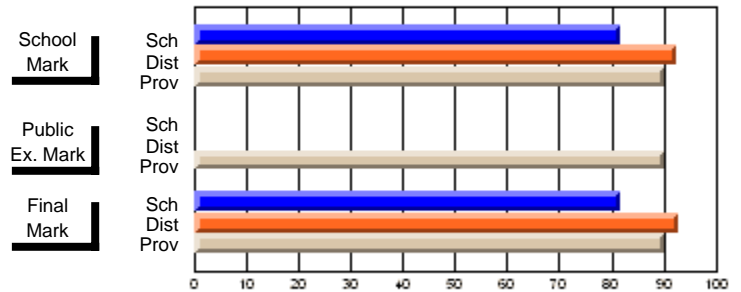
  

	<b>Final Mark</b>	School vs District	School vs Province
	<b>57.8</b>		
School	61.8	q	q
District	60.4		
Province			

**Average Scores**



**Percent Passes**



\* Data from the High School Certification System. The results from supplementary courses are not reflected in these results. All students obtaining a score of 48 or 49 on the final mark, were adjusted to 50 and are reflected in the Final Mark column.



## High School Course Results 2002-03

District 9 - Avalon West

#280 - Laval High, Placentia

Grades: 9-12

Course: WORLD HISTORY 3201			
# students in course: 20			
	<b>School Mark</b>	School vs District	School vs Province
<b>Average Score</b>			
School	<b>62.6</b>		
District	67.5	q	q
Province	68.5		
<b>Percent of Passes</b>			
School	<b>75.0</b>		
District	85.9	q	q
Province	87.0		

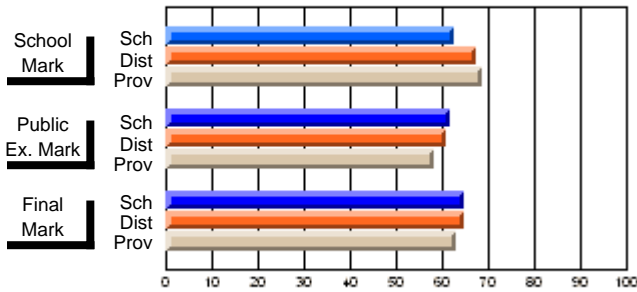
  

	<b>Public Exam Mark</b>	School vs District	School vs Province
<b>Public Exam Mark</b>			
School	<b>61.8</b>		
District	60.8	p	p
Province	58.4		

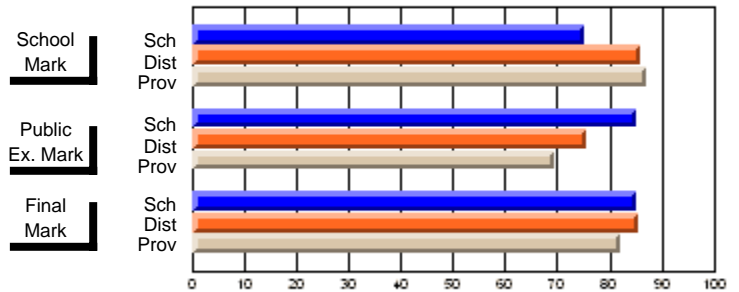
  

	<b>Final Mark</b>	School vs District	School vs Province
<b>Final Mark</b>			
School	<b>64.9</b>		
District	64.9	p	p
Province	63.0		

**Average Scores**



**Percent Passes**



\* Data from the High School Certification System. The results from supplementary courses are not reflected in these results. All students obtaining a score of 48 or 49 on the final mark, were adjusted to 50 and are reflected in the Final Mark column.



## High School Course Results 2002-03

District 9 - Avalon West

#280 - Laval High, Placentia

Grades: 9-12

Course: WORLD GEOGRAPHY 3202			
# students in course: 59			
	School Mark	School vs District	School vs Province
<b>Average Score</b>			
School	<b>68.3</b>		
District	67.6	P	Q
Province	68.4		
<b>Percent of Passes</b>			
School	<b>93.2</b>		
District	94.0	Q	P
Province	91.6		

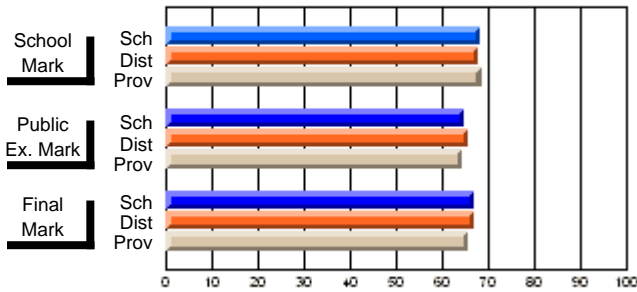
  

	Public Exam Mark	School vs District	School vs Province
<b>Public Exam Mark</b>			
School	<b>64.8</b>		
District	65.6	Q	P
Province	64.2		

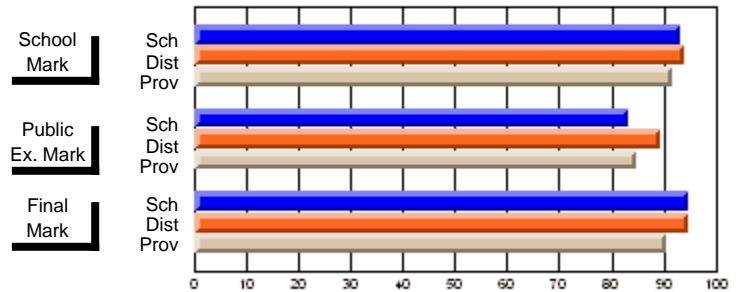
  

	Final Mark	School vs District	School vs Province
<b>Final Mark</b>			
School	<b>66.9</b>		
District	66.8	P	P
Province	65.7		

**Average Scores**



**Percent Passes**



\* Data from the High School Certification System. The results from supplementary courses are not reflected in these results. All students obtaining a score of 48 or 49 on the final mark, were adjusted to 50 and are reflected in the Final Mark column.







**High School Course Results  
2002-03**

District 9 - Avalon West

#280 - Laval High, Placentia

Grades: 9-12

**Subject: General Education**

Course: STUDY SKILLS (A) 1170				School data has 5 or fewer students. Data withheld for reasons of confidentiality.			
# students in course: 2				<b>Public Exam Mark</b>		<b>Final Mark</b>	
	<b>School Mark</b>	School vs District	School vs Province	School vs District	School vs Province	School vs District	School vs Province
<b>Average Score</b>							
School							
District	62.5	p	q			62.5	p
Province	68.2					68.2	q
<b>Percent of Passes</b>							
School							
District	100.0	p	p			100.0	p
Province	98.0					98.0	p

\* Data from the High School Certification System. The results from supplementary courses are not reflected in these results. All students obtaining a score of 48 or 49 on the final mark, were adjusted to 50 and are reflected in the Final Mark column.



High School Course Results  
2002-03

District 9 - Avalon West

#280 - Laval High, Placentia

Grades: 9-12

---

\* Data from the High School Certification System. The results from supplementary courses are not reflected in these results. All students obtaining a score of 48 or 49 on the final mark, were adjusted to 50 and are reflected in the Final Mark column.

Modification Time: 3:57:46PM

Modification Date: 2/27/2006

Source: Evaluation & Research



## High School Course Results 2002-03

District 9 - Avalon West

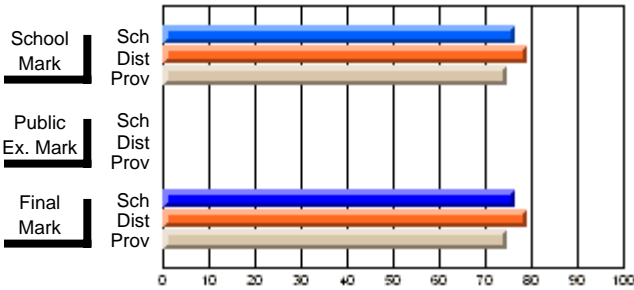
#285 - Holy Redeemer Elementary, Spaniard's Bay

Grades: K-9

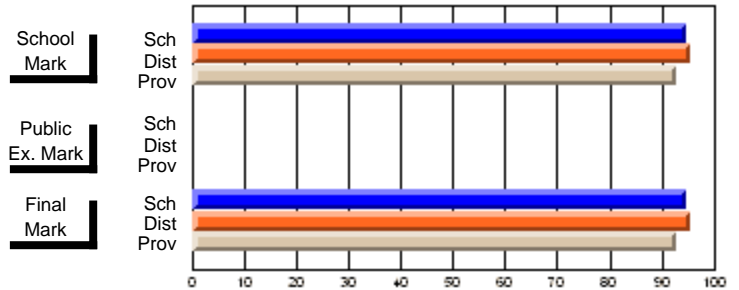
### Subject: Technology Education

Course: MICROCOMPUTER SYSTEMS 1100			
# students in course: 38			
	<b>School Mark</b>	School vs District	School vs Province
<b>Average Score</b>			
School	<b>76.6</b>		
District	79.1	q	p
Province	74.7		
<b>Percent of Passes</b>			
School	<b>94.7</b>		
District	95.7	q	p
Province	92.9		

**Average Scores**



**Percent Passes**



\* Data from the High School Certification System. The results from supplementary courses are not reflected in these results. All students obtaining a score of 48 or 49 on the final mark, were adjusted to 50 and are reflected in the Final Mark column.



High School Course Results  
2002-03

District 9 - Avalon West

#285 - Holy Redeemer Elementary, Spaniard's Bay

Grades: K-9

---

\* Data from the High School Certification System. The results from supplementary courses are not reflected in these results. All students obtaining a score of 48 or 49 on the final mark, were adjusted to 50 and are reflected in the Final Mark column.

Modification Time: 3:57:46PM

Modification Date: 2/27/2006

Source: Evaluation & Research



## High School Course Results 2002-03

District 9 - Avalon West

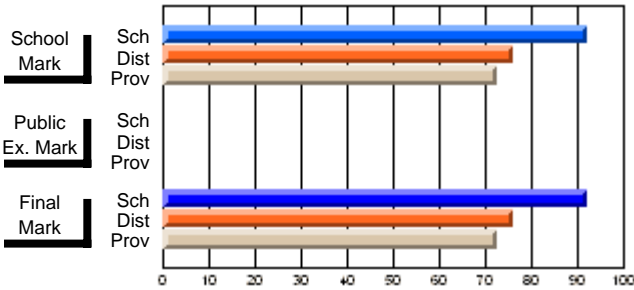
#286 - Fatima Academy, St. Bride's

Grades: K-12

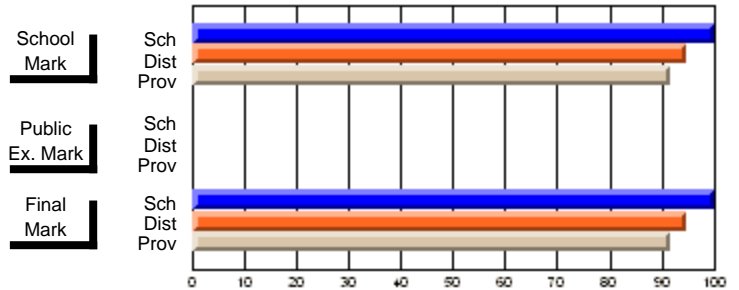
### Subject: Enterprise Education

Course: ENTERPRISE 3205														
# students in course: 24														
		<b>School Mark</b>	School vs District	School vs Province			<b>Public Exam Mark</b>	School vs District	School vs Province			<b>Final Mark</b>	School vs District	School vs Province
<b><u>Average Score</u></b>		<b>92.1</b>										<b>92.1</b>		
School		76.2	P	P								76.2	P	P
District		72.6										72.6		
Province														
<b><u>Percent of Passes</u></b>		<b>100.0</b>										<b>100.0</b>		
School		94.7	P	P								94.7	P	P
District		91.7										91.7		
Province														

**Average Scores**



**Percent Passes**



\* Data from the High School Certification System. The results from supplementary courses are not reflected in these results. All students obtaining a score of 48 or 49 on the final mark, were adjusted to 50 and are reflected in the Final Mark column.



## High School Course Results 2002-03

District 9 - Avalon West

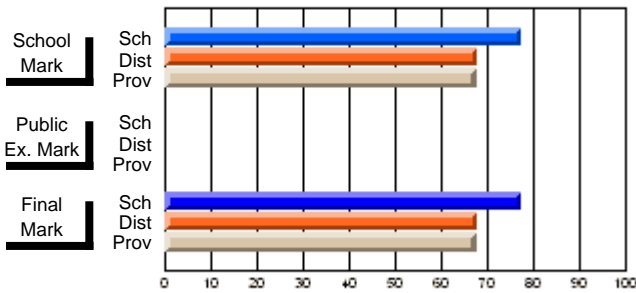
#286 - Fatima Academy, St. Bride's

Grades: K-12

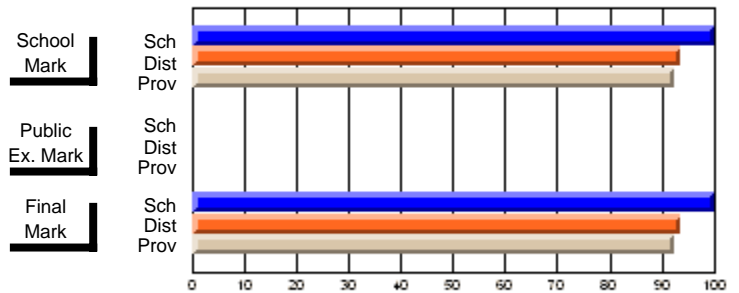
### Subject: English Language

Course: ENGLISH 2201								
# students in course: 18								
	<b>School Mark</b>	School vs District	School vs Province		<b>Public Exam Mark</b>	School vs District	School vs Province	
<b><u>Average Score</u></b>	<b>77.5</b>							
School	67.9	P	P					
District	67.6							
Province								
<b><u>Percent of Passes</u></b>	<b>100.0</b>							
School	93.8	P	P					
District	92.3							
Province								

**Average Scores**



**Percent Passes**



\* Data from the High School Certification System. The results from supplementary courses are not reflected in these results. All students obtaining a score of 48 or 49 on the final mark, were adjusted to 50 and are reflected in the Final Mark column.



**High School Course Results  
2002-03**

District 9 - Avalon West

#286 - Fatima Academy, St. Bride's

Grades: K-12

Course: ENGLISH 2202				School data has 5 or fewer students. Data withheld for reasons of confidentiality.			
# students in course: 3				<b>Public Exam Mark</b>		<b>Final Mark</b>	
	<b>School Mark</b>	School vs District	School vs Province	School vs District	School vs Province	School vs District	School vs Province
<b>Average Score</b>							
School							
District	64.3	q	q			64.4	q
Province	58.8					58.8	
<b>Percent of Passes</b>							
School							
District	92.5	P	P			92.5	P
Province	86.2					86.2	

\* Data from the High School Certification System. The results from supplementary courses are not reflected in these results. All students obtaining a score of 48 or 49 on the final mark, were adjusted to 50 and are reflected in the Final Mark column.







**High School Course Results  
2002-03**

District 9 - Avalon West

#286 - Fatima Academy, St. Bride's

Grades: K-12

Course: BUSINESS ENGLISH 3102				School data has 5 or fewer students. Data withheld for reasons of confidentiality.					
# students in course: 2	<b>School Mark</b>	School vs District	School vs Province	<b>Public Exam Mark</b>	School vs District	School vs Province	<b>Final Mark</b>	School vs District	School vs Province
<b>Average Score</b>									
School									
District	67.5	q	q				67.5	q	q
Province	63.2			62.5			63.2		
<b>Percent of Passes</b>									
School									
District	94.8	P	P				94.8	P	P
Province	90.1			100.0			90.1		

\* Data from the High School Certification System. The results from supplementary courses are not reflected in these results. All students obtaining a score of 48 or 49 on the final mark, were adjusted to 50 and are reflected in the Final Mark column.



**High School Course Results  
2002-03**

District 9 - Avalon West

#286 - Fatima Academy, St. Bride's

Grades: K-12

Course: COMMUNICATION/LEADERSHIP 3220				School data has 5 or fewer students. Data withheld for reasons of confidentiality.					
# students in course: 2									
	<b>School Mark</b>	School vs District	School vs Province	<b>Public Exam Mark</b>	School vs District	School vs Province	<b>Final Mark</b>	School vs District	School vs Province
<b>Average Score</b>									
School									
District	90.0	P	P				90.0	P	P
Province	75.5						75.5		
<b>Percent of Passes</b>									
School									
District	100.0	P	P				100.0	P	P
Province	90.9						90.9		

\* Data from the High School Certification System. The results from supplementary courses are not reflected in these results. All students obtaining a score of 48 or 49 on the final mark, were adjusted to 50 and are reflected in the Final Mark column.



## High School Course Results 2002-03

District 9 - Avalon West

#286 - Fatima Academy, St. Bride's

Grades: K-12

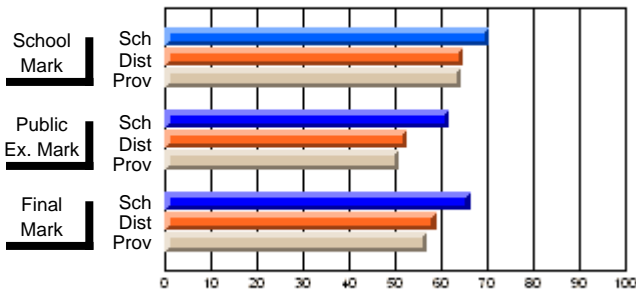
### Subject: English Literature

Course: THEMATIC LITERATURE 3201

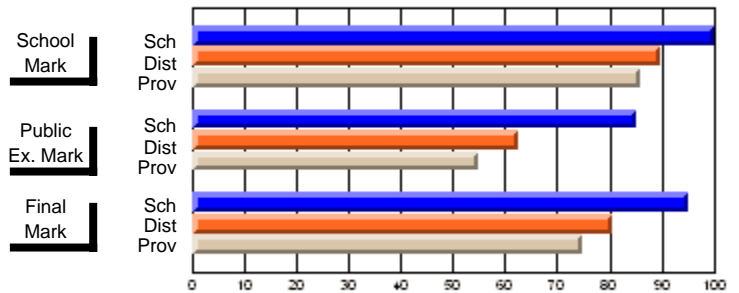
# students in course: 20

	School Mark	School vs District	School vs Province	Public Exam Mark	School vs District	School vs Province	Final Mark	School vs District	School vs Province
<b>Average Score</b>	<b>70.5</b>			<b>61.6</b>			<b>66.3</b>		
School	70.5			61.6			66.3		
District	64.9	P	P	52.7	P	P	58.9	P	P
Province	64.4			50.9			57.1		
<b>Percent of Passes</b>	<b>100.0</b>			<b>85.0</b>			<b>95.0</b>		
School	100.0			85.0			95.0		
District	89.7	P	P	62.5	P	P	80.4	P	P
Province	85.9			54.8			74.8		

**Average Scores**



**Percent Passes**



\* Data from the High School Certification System. The results from supplementary courses are not reflected in these results. All students obtaining a score of 48 or 49 on the final mark, were adjusted to 50 and are reflected in the Final Mark column.



## High School Course Results 2002-03

District 9 - Avalon West

#286 - Fatima Academy, St. Bride's

Grades: K-12

Course: FOLK LITERATURE 3203			
# students in course: 24			
	<b>School Mark</b>	School vs District	School vs Province
<b>Average Score</b>	<b>79.4</b>		
School	79.4		
District	64.0	P	P
Province	59.9		
<b>Percent of Passes</b>			
School	<b>100.0</b>		
District	90.3	P	P
Province	84.7		

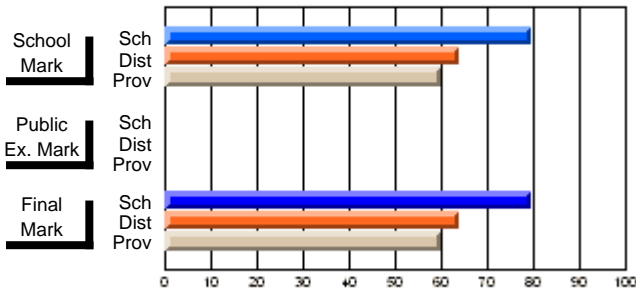
  

	<b>Public Exam Mark</b>	School vs District	School vs Province
<b>Final Mark</b>	<b>79.4</b>		
School	79.4		
District	64.0	P	P
Province	59.9		

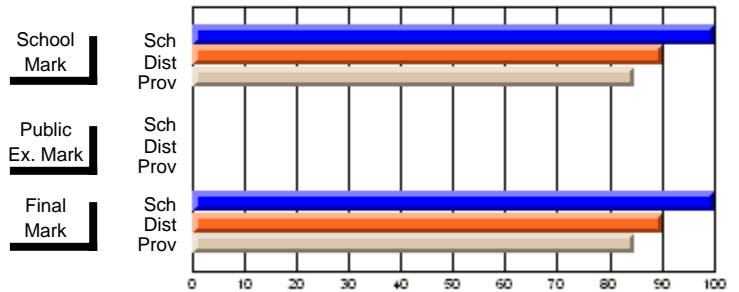
  

	<b>Final Mark</b>	School vs District	School vs Province
<b>Final Mark</b>	<b>79.4</b>		
School	79.4		
District	64.0	P	P
Province	59.9		

**Average Scores**



**Percent Passes**



\* Data from the High School Certification System. The results from supplementary courses are not reflected in these results. All students obtaining a score of 48 or 49 on the final mark, were adjusted to 50 and are reflected in the Final Mark column.



## High School Course Results 2002-03

District 9 - Avalon West

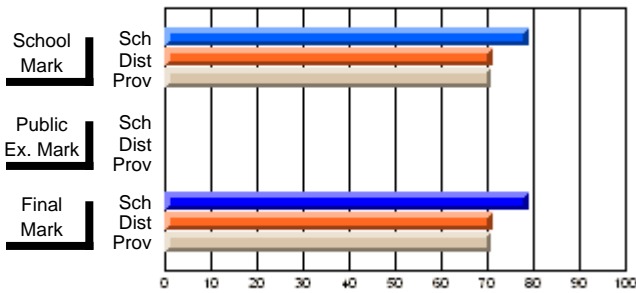
#286 - Fatima Academy, St. Bride's

Grades: K-12

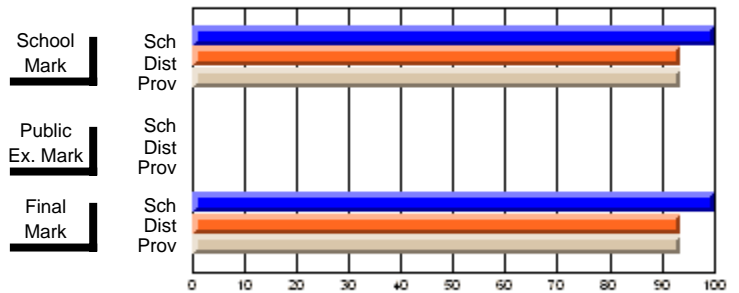
**Subject: French**

Course: FRENCH 2200									
# students in course: 7									
	<b>School Mark</b>	School vs District	School vs Province	<b>Public Exam Mark</b>	School vs District	School vs Province	<b>Final Mark</b>	School vs District	School vs Province
<b><u>Average Score</u></b>	<b>78.9</b>						<b>78.9</b>		
School	71.0	P	P				71.0	P	P
District	70.9						70.9		
Province							70.9		
<b><u>Percent of Passes</u></b>	<b>100.0</b>						<b>100.0</b>		
School	93.5	P	P				93.5	P	P
District	93.8						93.8		
Province							93.8		

**Average Scores**



**Percent Passes**



\* Data from the High School Certification System. The results from supplementary courses are not reflected in these results. All students obtaining a score of 48 or 49 on the final mark, were adjusted to 50 and are reflected in the Final Mark column.



**High School Course Results  
2002-03**

District 9 - Avalon West

#286 - Fatima Academy, St. Bride's

Grades: K-12

Course: FRENCH 3201			School data has 5 or fewer students. Data withheld for reasons of confidentiality.						
# students in course: 5	<b>School Mark</b>	School vs District	School vs Province	<b>Public Exam Mark</b>	School vs District	School vs Province	<b>Final Mark</b>	School vs District	School vs Province
<b>Average Score</b>									
School									
District	83.8	q	P				83.8	q	P
Province	78.0						78.0		
<b>Percent of Passes</b>									
School									
District	100.0	P	P				100.0	P	P
Province	98.6						98.6		

\* Data from the High School Certification System. The results from supplementary courses are not reflected in these results. All students obtaining a score of 48 or 49 on the final mark, were adjusted to 50 and are reflected in the Final Mark column.









## High School Course Results 2002-03

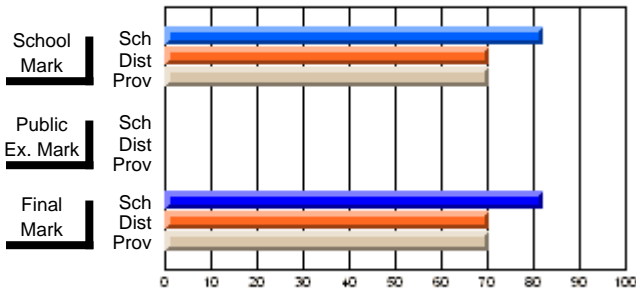
District 9 - Avalon West

#286 - Fatima Academy, St. Bride's

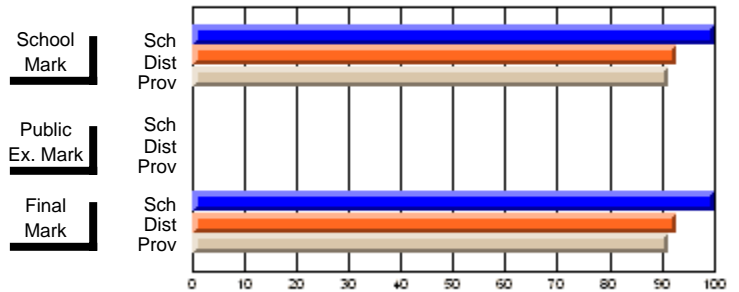
Grades: K-12

Course: DESIGN TECHNOLOGY 1109						
# students in course: 26						
	<b>School Mark</b>	School vs District	School vs Province	<b>Public Exam Mark</b>	School vs District	School vs Province
<b>Average Score</b>	<b>82.2</b>					
School	70.4	P	P			
District	70.5					
Province						
<b>Percent of Passes</b>	<b>100.0</b>					
School	93.0	P	P			
District	91.4					
Province						

**Average Scores**



**Percent Passes**



\* Data from the High School Certification System. The results from supplementary courses are not reflected in these results. All students obtaining a score of 48 or 49 on the final mark, were adjusted to 50 and are reflected in the Final Mark column.



## High School Course Results 2002-03

District 9 - Avalon West

#286 - Fatima Academy, St. Bride's

Grades: K-12

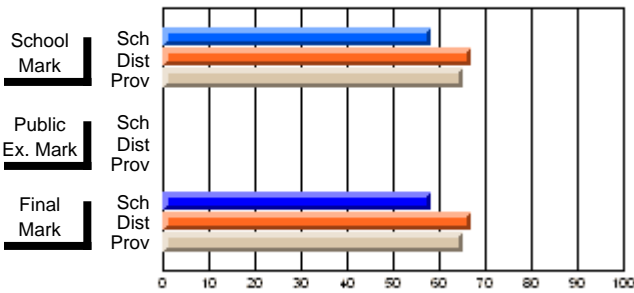
### Subject: Mathematics

Course: MATHEMATICS 1204			
# students in course: 15			
	<b>School Mark</b>	School vs District	School vs Province
<b>Average Score</b>			
School	<b>58.1</b>		
District	66.9	q	q
Province	65.0		
<b>Percent of Passes</b>			
School	<b>80.0</b>		
District	86.8	q	q
Province	85.8		

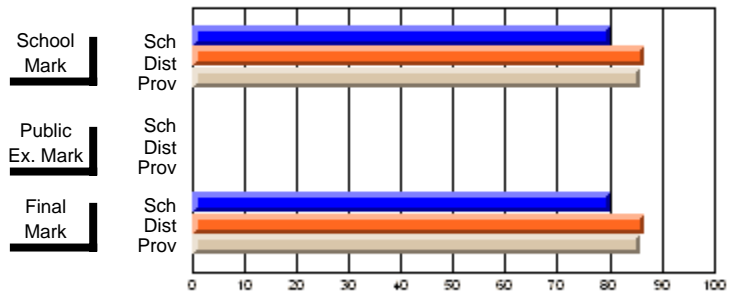
  

	<b>Public Exam Mark</b>	School vs District	School vs Province
<b>Final Mark</b>			
School	<b>58.1</b>		
District	66.9	q	q
Province	65.0		

**Average Scores**



**Percent Passes**



\* Data from the High School Certification System. The results from supplementary courses are not reflected in these results. All students obtaining a score of 48 or 49 on the final mark, were adjusted to 50 and are reflected in the Final Mark column.



**High School Course Results  
2002-03**

District 9 - Avalon West

#286 - Fatima Academy, St. Bride's

Grades: K-12

Course: MATHEMATICS 1206				School data has 5 or fewer students. Data withheld for reasons of confidentiality.								
# students in course: 1												
				<b>School Mark</b>	School vs District	School vs Province	<b>Public Exam Mark</b>	School vs District	School vs Province	<b>Final Mark</b>	School vs District	School vs Province
<b>Average Score</b>												
School												
District				63.8	q	q				63.8	q	q
Province				56.4						56.4		
<b>Percent of Passes</b>												
School												
District				88.5	P	P				88.6	P	P
Province				78.1						78.3		

\* Data from the High School Certification System. The results from supplementary courses are not reflected in these results. All students obtaining a score of 48 or 49 on the final mark, were adjusted to 50 and are reflected in the Final Mark column.



## High School Course Results 2002-03

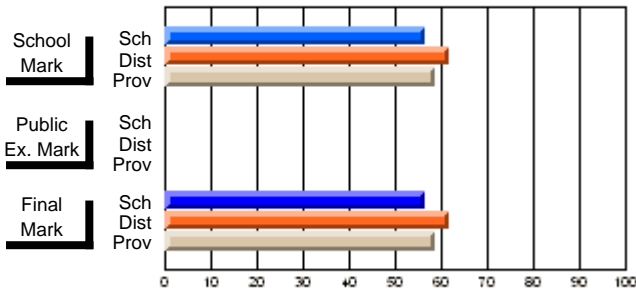
District 9 - Avalon West

#286 - Fatima Academy, St. Bride's

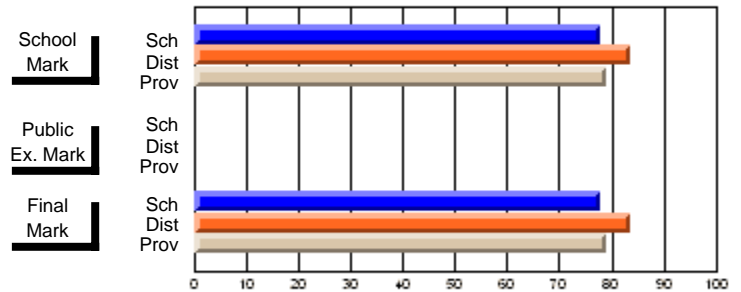
Grades: K-12

Course: MATHEMATICS 2204			
# students in course: 9	<b>School Mark</b>	School vs District	School vs Province
<b>Average Score</b>	<b>56.4</b>		
School	61.8	q	q
District	58.6		
Province			
<b>Percent of Passes</b>	<b>77.8</b>		
School	83.8	q	q
District	79.1		
Province			

**Average Scores**



**Percent Passes**



\* Data from the High School Certification System. The results from supplementary courses are not reflected in these results. All students obtaining a score of 48 or 49 on the final mark, were adjusted to 50 and are reflected in the Final Mark column.



## High School Course Results 2002-03

District 9 - Avalon West

#286 - Fatima Academy, St. Bride's

Grades: K-12

Course: MATHEMATICS 2205			
# students in course: 9	<b>School Mark</b>	School vs District	School vs Province
<b>Average Score</b>	<b>75.9</b>		
School	75.9		
District	75.0	P	P
Province	75.2		
<b>Percent of Passes</b>	<b>100.0</b>		
School	100.0		
District	97.8	P	P
Province	97.6		

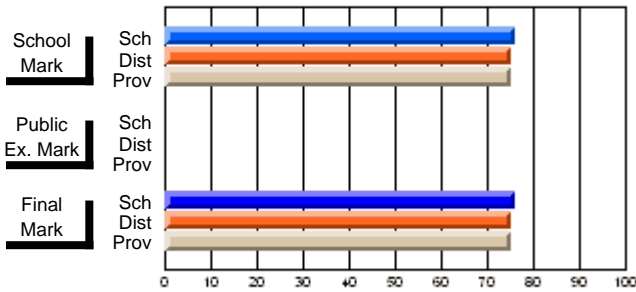
  

<b>Public Exam Mark</b>	School vs District	School vs Province

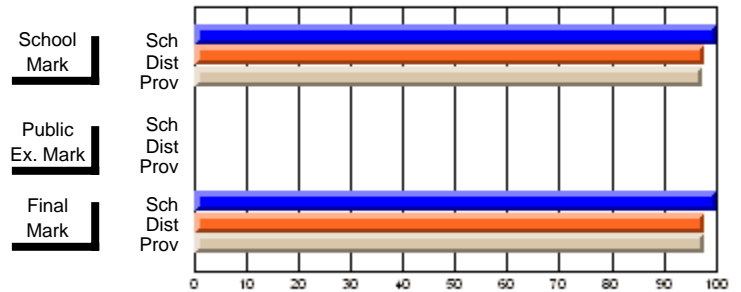
  

<b>Final Mark</b>	School vs District	School vs Province
<b>75.9</b>		
75.0	P	P
75.2		

**Average Scores**



**Percent Passes**



\* Data from the High School Certification System. The results from supplementary courses are not reflected in these results. All students obtaining a score of 48 or 49 on the final mark, were adjusted to 50 and are reflected in the Final Mark column.



**High School Course Results  
2002-03**

District 9 - Avalon West

#286 - Fatima Academy, St. Bride's

Grades: K-12

Course: MATHEMATIC 2206				School data has 5 or fewer students. Data withheld for reasons of confidentiality.			
# students in course: 3				<b>Public Exam Mark</b>		<b>Final Mark</b>	
	<b>School Mark</b>	School vs District	School vs Province	School vs District	School vs Province		
<b>Average Score</b>							
School							
District	65.0	q	q			65.1	q
Province	58.6					58.6	
<b>Percent of Passes</b>							
School							
District	91.2	q	q			91.2	q
Province	82.2					82.2	

\* Data from the High School Certification System. The results from supplementary courses are not reflected in these results. All students obtaining a score of 48 or 49 on the final mark, were adjusted to 50 and are reflected in the Final Mark column.



## High School Course Results 2002-03

District 9 - Avalon West

#286 - Fatima Academy, St. Bride's

Grades: K-12

Course: MATHEMATICS 3103			
# students in course: 7			
	<b>School Mark</b>	School vs District	School vs Province
<b>Average Score</b>	<b>71.3</b>		
School	71.3		
District	71.8	q	P
Province	63.6		
<b>Percent of Passes</b>			
School	<b>100.0</b>		
District	93.9	P	P
Province	82.0		

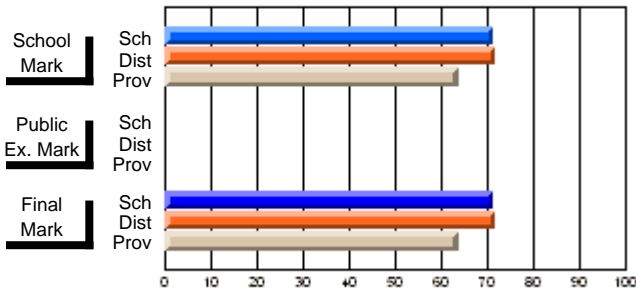
  

	<b>Public Exam Mark</b>	School vs District	School vs Province
<b>Final Mark</b>			
School	<b>71.3</b>		
District	71.8	q	P
Province	63.6		

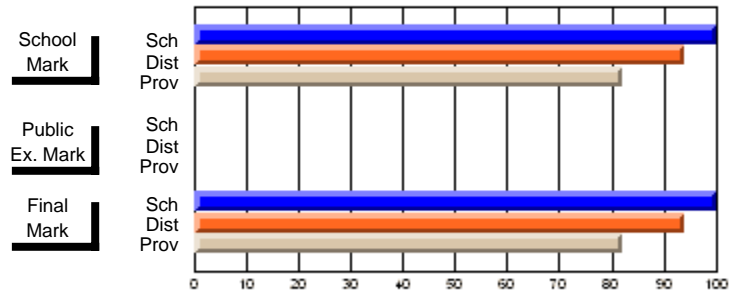
  

	<b>Final Mark</b>	School vs District	School vs Province
<b>Final Mark</b>			
School	<b>100.0</b>		
District	93.9	P	P
Province	82.0		

**Average Scores**



**Percent Passes**



\* Data from the High School Certification System. The results from supplementary courses are not reflected in these results. All students obtaining a score of 48 or 49 on the final mark, were adjusted to 50 and are reflected in the Final Mark column.



## High School Course Results 2002-03

District 9 - Avalon West

#286 - Fatima Academy, St. Bride's

Grades: K-12

Course: MATHEMATICS 3204			
# students in course: 13			
	<b>School Mark</b>	School vs District	School vs Province
<b>Average Score</b>			
School	<b>60.3</b>		
District	64.5	q	q
Province	61.8		
<b>Percent of Passes</b>			
School	<b>92.3</b>		
District	86.4	P	P
Province	79.3		

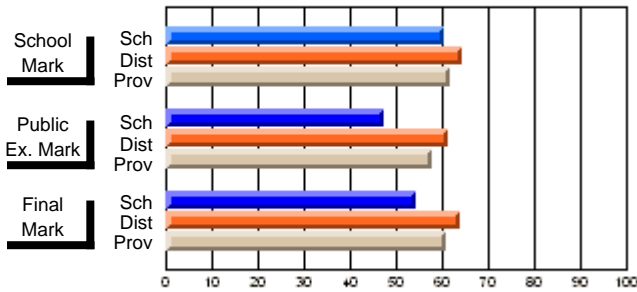
  

	<b>Public Exam Mark</b>	School vs District	School vs Province
<b>Public Exam Mark</b>			
School	<b>47.5</b>		
District	61.1	q	q
Province	57.9		

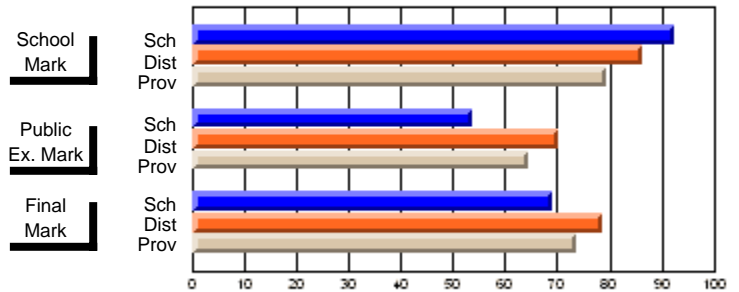
  

	<b>Final Mark</b>	School vs District	School vs Province
<b>Final Mark</b>			
School	<b>54.3</b>		
District	63.8	q	q
Province	60.7		

**Average Scores**



**Percent Passes**



\* Data from the High School Certification System. The results from supplementary courses are not reflected in these results. All students obtaining a score of 48 or 49 on the final mark, were adjusted to 50 and are reflected in the Final Mark column.





## High School Course Results 2002-03

District 9 - Avalon West

#286 - Fatima Academy, St. Bride's

Grades: K-12

Course: MATHEMATICS 3205			
# students in course: 8	<b>School Mark</b>	School vs District	School vs Province
<b>Average Score</b>	<b>77.3</b>		
School	70.7	P	P
District	74.0		
Province			
<b>Percent of Passes</b>	<b>100.0</b>		
School	95.2	P	P
District	96.6		
Province			

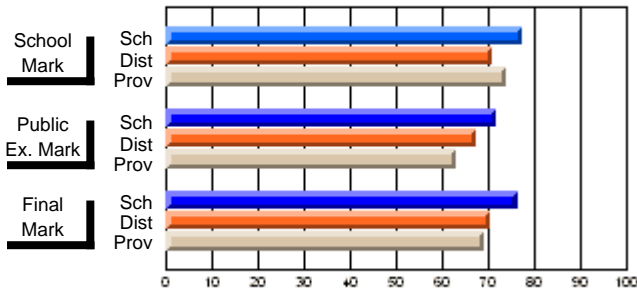
  

<b>Public Exam Mark</b>	School vs District	School vs Province
<b>71.6</b>		
67.3	P	P
62.9		

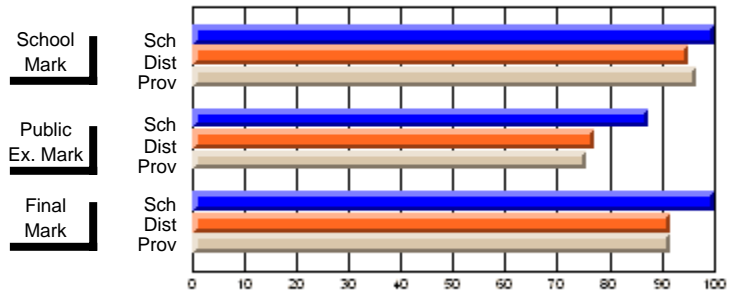
  

<b>Final Mark</b>	School vs District	School vs Province
<b>76.3</b>		
70.3	P	P
69.2		

**Average Scores**



**Percent Passes**



\* Data from the High School Certification System. The results from supplementary courses are not reflected in these results. All students obtaining a score of 48 or 49 on the final mark, were adjusted to 50 and are reflected in the Final Mark column.



**High School Course Results  
2002-03**

District 9 - Avalon West

#286 - Fatima Academy, St. Bride's

Grades: K-12

Course: MATHEMATICS 3206				School data has 5 or fewer students. Data withheld for reasons of confidentiality.			
# students in course: 3				<b>Public Exam Mark</b>		<b>Final Mark</b>	
	<b>School Mark</b>	School vs District	School vs Province	School vs District	School vs Province	School vs District	School vs Province
<b>Average Score</b>							
School							
District	68.2	P	P			68.2	P
Province	60.2					60.2	
<b>Percent of Passes</b>							
School							
District	92.4	P	P			92.4	P
Province	83.8					83.8	

\* Data from the High School Certification System. The results from supplementary courses are not reflected in these results. All students obtaining a score of 48 or 49 on the final mark, were adjusted to 50 and are reflected in the Final Mark column.



## High School Course Results 2002-03

District 9 - Avalon West

#286 - Fatima Academy, St. Bride's

Grades: K-12

Course: MATHEMATICS 3207			
# students in course: 8			
<b>Average Score</b>	<b>School Mark</b>	School vs District	School vs Province
School	<b>86.4</b>		
District	69.3	P	P
Province	72.0		
<b>Percent of Passes</b>	<b>100.0</b>		
School	<b>100.0</b>		
District	94.4	P	P
Province	96.2		

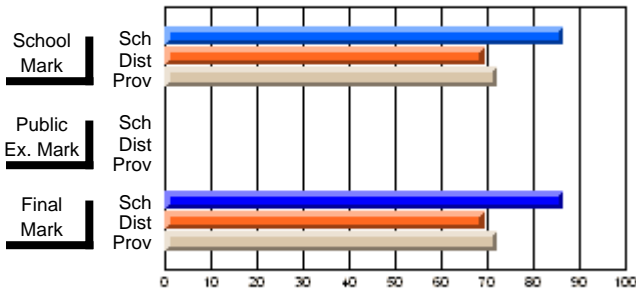
  

<b>Public Exam Mark</b>	School vs District	School vs Province

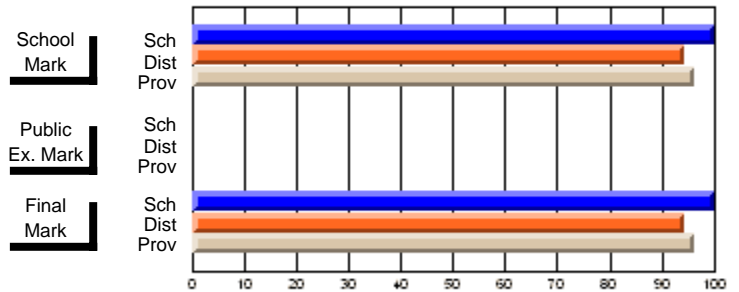
  

<b>Final Mark</b>	School vs District	School vs Province

**Average Scores**



**Percent Passes**



\* Data from the High School Certification System. The results from supplementary courses are not reflected in these results. All students obtaining a score of 48 or 49 on the final mark, were adjusted to 50 and are reflected in the Final Mark column.



## High School Course Results 2002-03

District 9 - Avalon West

#286 - Fatima Academy, St. Bride's

Grades: K-12

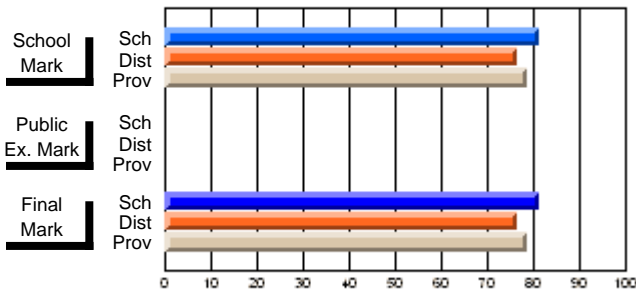
### Subject: Physical Education

Course: PHYSICAL EDUCATION 1100			
# students in course: 26			
	<b>School Mark</b>	School vs District	School vs Province
<b>Average Score</b>			
School	<b>81.3</b>		
District	76.6	P	P
Province	78.6		
<b>Percent of Passes</b>			
School	<b>100.0</b>		
District	93.6	P	P
Province	96.3		

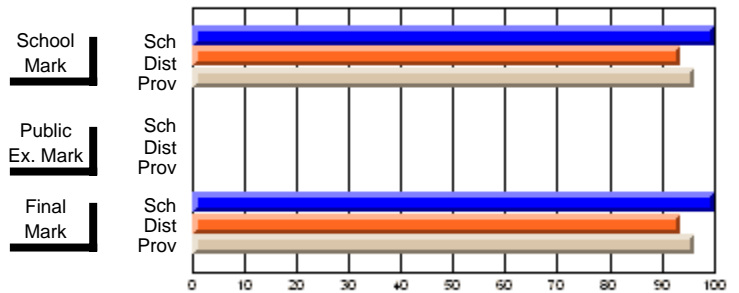
  

	<b>Public Exam Mark</b>	School vs District	School vs Province
<b>Final Mark</b>			
School	<b>81.3</b>		
District	76.6	P	P
Province	78.6		
<b>Final Mark</b>			
School	<b>100.0</b>		
District	93.6	P	P
Province	96.3		

**Average Scores**



**Percent Passes**



\* Data from the High School Certification System. The results from supplementary courses are not reflected in these results. All students obtaining a score of 48 or 49 on the final mark, were adjusted to 50 and are reflected in the Final Mark column.



## High School Course Results 2002-03

District 9 - Avalon West

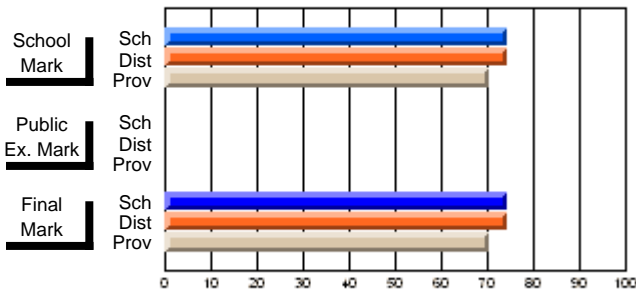
#286 - Fatima Academy, St. Bride's

Grades: K-12

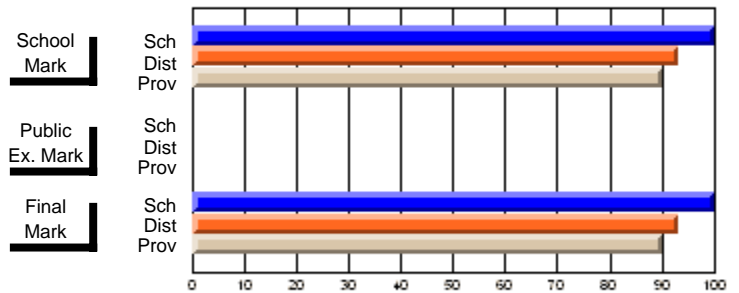
### Subject: Religious Education

Course: ETHICAL ISSUES 1104									
# students in course: 24									
	<b>School Mark</b>	School vs District	School vs Province	<b>Public Exam Mark</b>	School vs District	School vs Province	<b>Final Mark</b>	School vs District	School vs Province
<b><u>Average Score</u></b>	<b>74.3</b>						<b>74.3</b>		
School	74.3						74.3		
District	74.4	q	p				74.4	q	p
Province	70.3						70.3		
<b><u>Percent of Passes</u></b>	<b>100.0</b>						<b>100.0</b>		
School	100.0						100.0		
District	93.1	p	p				93.1	p	p
Province	90.1						90.1		

**Average Scores**



**Percent Passes**



\* Data from the High School Certification System. The results from supplementary courses are not reflected in these results. All students obtaining a score of 48 or 49 on the final mark, were adjusted to 50 and are reflected in the Final Mark column.



## High School Course Results 2002-03

District 9 - Avalon West

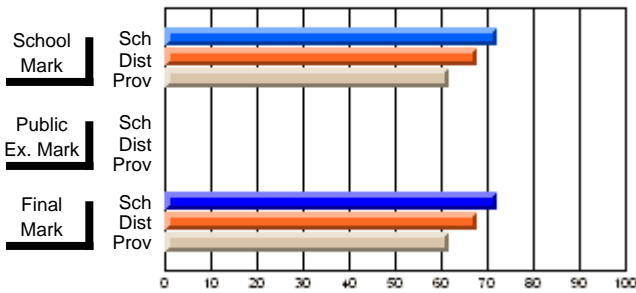
#286 - Fatima Academy, St. Bride's

Grades: K-12

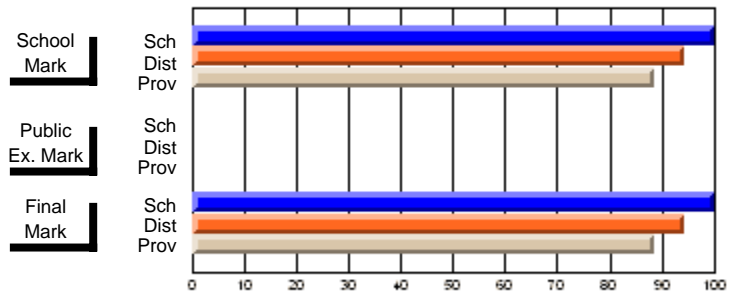
**Subject: Science**

Course: PHYSICAL SCIENCE 2205								
# students in course: 24								
	<b>School Mark</b>	School vs District	School vs Province		<b>Public Exam Mark</b>	School vs District	School vs Province	
<b>Average Score</b>	<b>72.1</b>							
School	67.7	P	P		<b>72.1</b>			
District	61.9				67.7	P	P	
Province					61.8			
<b>Percent of Passes</b>	<b>100.0</b>				<b>100.0</b>			
School	94.3	P	P		94.3	P	P	
District	88.8				88.8			
Province					88.8			

**Average Scores**



**Percent Passes**



\* Data from the High School Certification System. The results from supplementary courses are not reflected in these results. All students obtaining a score of 48 or 49 on the final mark, were adjusted to 50 and are reflected in the Final Mark column.



## High School Course Results 2002-03

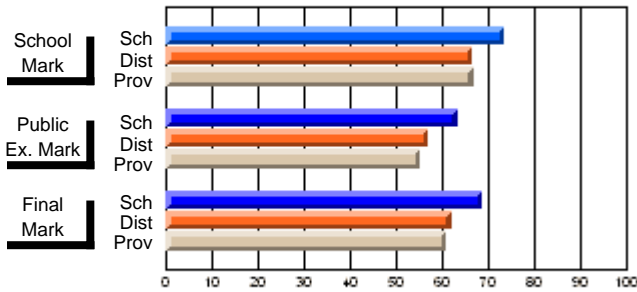
District 9 - Avalon West

#286 - Fatima Academy, St. Bride's

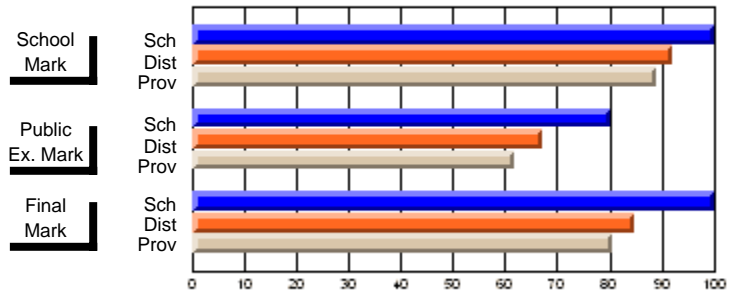
Grades: K-12

Course: BIOLOGY 3201			
# students in course: 15			
	<b>School Mark</b>	School vs District	School vs Province
<b>Average Score</b>	<b>73.3</b>		
School	66.5	P	P
District			
Province	66.7		
<b>Percent of Passes</b>	<b>100.0</b>		
School	92.1	P	P
District			
Province	89.1		
	<b>Public Exam Mark</b>	School vs District	School vs Province
<b>Average Score</b>	<b>63.2</b>		
School	57.0	P	P
District			
Province	55.4		
<b>Percent of Passes</b>	<b>80.0</b>		
School	67.2	P	P
District			
Province	61.6		
	<b>Final Mark</b>	School vs District	School vs Province
<b>Average Score</b>	<b>68.6</b>		
School	61.9	P	P
District			
Province	60.7		
<b>Percent of Passes</b>	<b>100.0</b>		
School	84.7	P	P
District			
Province	80.4		

**Average Scores**



**Percent Passes**



\* Data from the High School Certification System. The results from supplementary courses are not reflected in these results. All students obtaining a score of 48 or 49 on the final mark, were adjusted to 50 and are reflected in the Final Mark column.



## High School Course Results 2002-03

District 9 - Avalon West

#286 - Fatima Academy, St. Bride's

Grades: K-12

Course: PHYSICS 3204			
# students in course: 7			
	<b>School Mark</b>	School vs District	School vs Province
<b><u>Average Score</u></b>	<b>78.6</b>		
School	69.0	P	P
District			
Province	70.3		
<b><u>Percent of Passes</u></b>			
School	<b>100.0</b>		
District	94.7	P	P
Province	93.6		

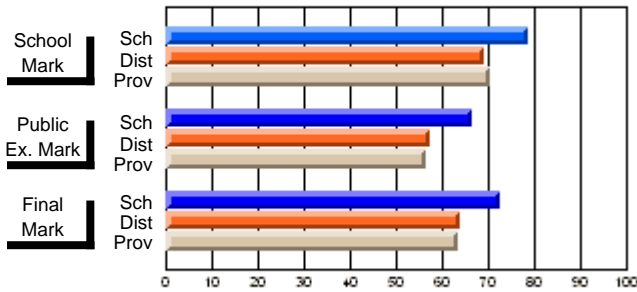
  

	<b>Public Exam Mark</b>	School vs District	School vs Province
<b>Public Exam Mark</b>	<b>66.6</b>		
School	57.3	P	P
District			
Province	56.3		

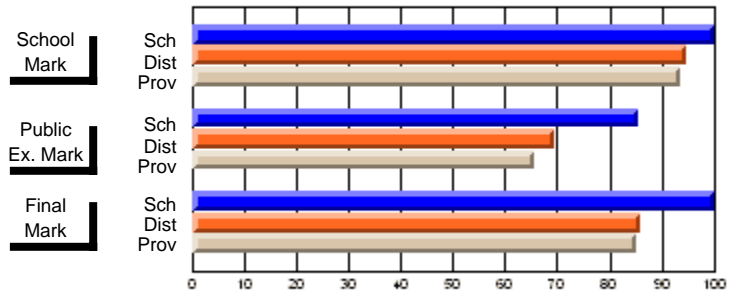
  

	<b>Final Mark</b>	School vs District	School vs Province
<b>Final Mark</b>	<b>72.7</b>		
School	63.9	P	P
District			
Province	63.4		

**Average Scores**



**Percent Passes**



\* Data from the High School Certification System. The results from supplementary courses are not reflected in these results. All students obtaining a score of 48 or 49 on the final mark, were adjusted to 50 and are reflected in the Final Mark column.





## High School Course Results 2002-03

District 9 - Avalon West

#286 - Fatima Academy, St. Bride's

Grades: K-12

Course: ENVIRONMENTAL SCIENCE 3205			
# students in course: 15			
	<b>School Mark</b>	School vs District	School vs Province
<b>Average Score</b>	<b>72.8</b>		
School	67.3	P	P
District			
Province	63.2		
<b>Percent of Passes</b>			
School	<b>100.0</b>		
District	93.4	P	P
Province	87.7		

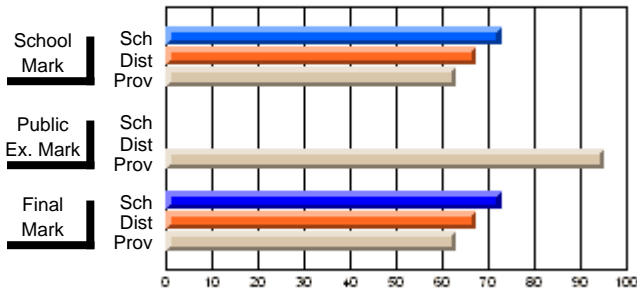
  

	<b>Public Exam Mark</b>	School vs District	School vs Province
<b>Public Exam Mark</b>			
School			
District	95.0		
Province			

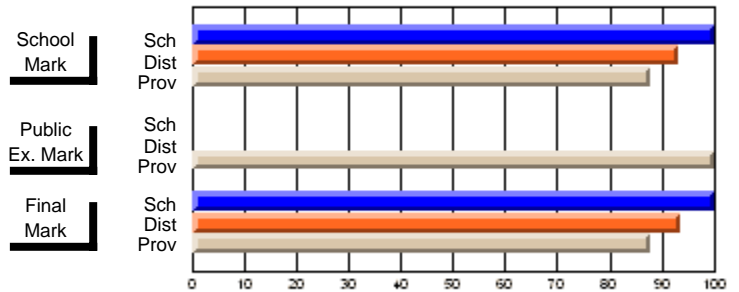
  

	<b>Final Mark</b>	School vs District	School vs Province
<b>Final Mark</b>	<b>72.8</b>		
School	67.3	P	P
District			
Province	63.1		

**Average Scores**



**Percent Passes**



\* Data from the High School Certification System. The results from supplementary courses are not reflected in these results. All students obtaining a score of 48 or 49 on the final mark, were adjusted to 50 and are reflected in the Final Mark column.



## High School Course Results 2002-03

District 9 - Avalon West

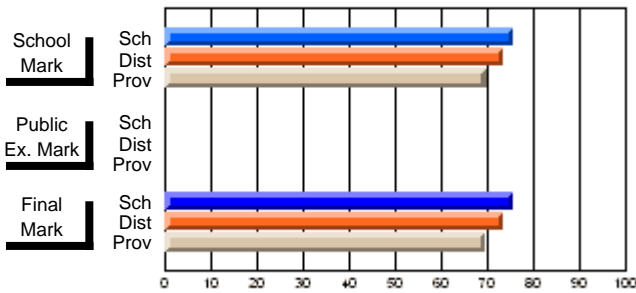
#286 - Fatima Academy, St. Bride's

Grades: K-12

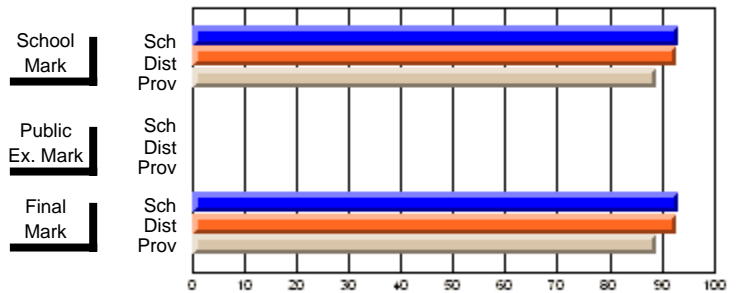
**Subject: Social Studies**

Course: CANADIAN HISTORY 1201								
# students in course: 15								
	<b>School Mark</b>	School vs District	School vs Province		<b>Public Exam Mark</b>	School vs District	School vs Province	
<b><u>Average Score</u></b>	<b>75.5</b>							
School	75.5							
District	73.3	P	P					
Province	69.7							
<b><u>Percent of Passes</u></b>								
School	<b>93.3</b>							
District	93.0	P	P					
Province	89.0							
	<b>75.5</b>							
	73.2	P	P					
	69.7							
	<b>93.3</b>							
	92.9	P	P					
	89.0							

**Average Scores**



**Percent Passes**



\* Data from the High School Certification System. The results from supplementary courses are not reflected in these results. All students obtaining a score of 48 or 49 on the final mark, were adjusted to 50 and are reflected in the Final Mark column.



**High School Course Results  
2002-03**

District 9 - Avalon West

#286 - Fatima Academy, St. Bride's

Grades: K-12

Course: WORLD GEOGRAPHY 3200				School data has 5 or fewer students. Data withheld for reasons of confidentiality.					
# students in course: 4	<b>School Mark</b>	School vs District	School vs Province	<b>Public Exam Mark</b>	School vs District	School vs Province	<b>Final Mark</b>	School vs District	School vs Province
<b>Average Score</b>									
School									
District	61.8	q	P				61.8	q	P
Province	60.4			52.1			60.4		
<b>Percent of Passes</b>									
School									
District	92.6	P	P				92.7	P	P
Province	90.3			90.0			90.3		

\* Data from the High School Certification System. The results from supplementary courses are not reflected in these results. All students obtaining a score of 48 or 49 on the final mark, were adjusted to 50 and are reflected in the Final Mark column.



## High School Course Results 2002-03

District 9 - Avalon West

#286 - Fatima Academy, St. Bride's

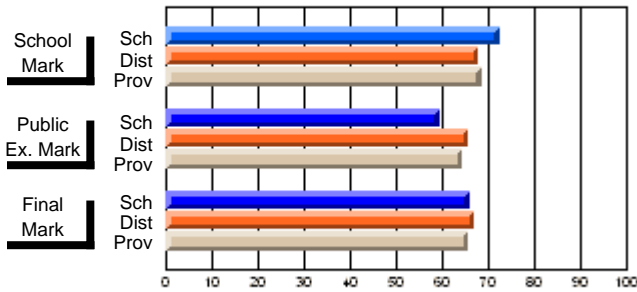
Grades: K-12

Course: WORLD GEOGRAPHY 3202			
# students in course: 21			
	<b>School Mark</b>	School vs District	School vs Province
<b>Average Score</b>	<b>72.3</b>		
School	67.6	P	P
District			
Province	68.4		
<b>Percent of Passes</b>			
School	<b>100.0</b>		
District	94.0	P	P
Province	91.6		

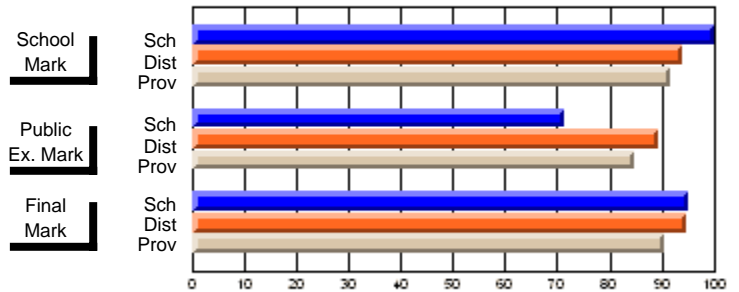
  

	<b>Public Exam Mark</b>	School vs District	School vs Province
<b>Public Exam Mark</b>	<b>59.3</b>		
School	65.6	Q	Q
District			
Province	64.2		
<b>Final Mark</b>	<b>65.8</b>		
School	66.8	Q	P
District			
Province	65.7		

**Average Scores**



**Percent Passes**



\* Data from the High School Certification System. The results from supplementary courses are not reflected in these results. All students obtaining a score of 48 or 49 on the final mark, were adjusted to 50 and are reflected in the Final Mark column.





## High School Course Results 2002-03

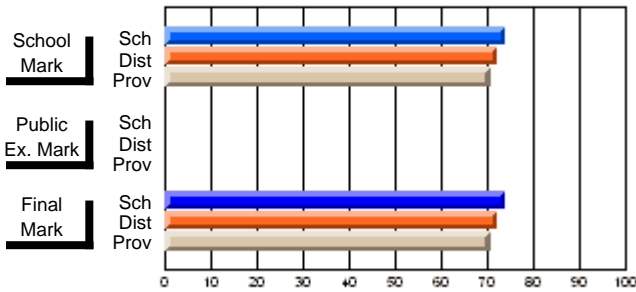
District 9 - Avalon West

#286 - Fatima Academy, St. Bride's

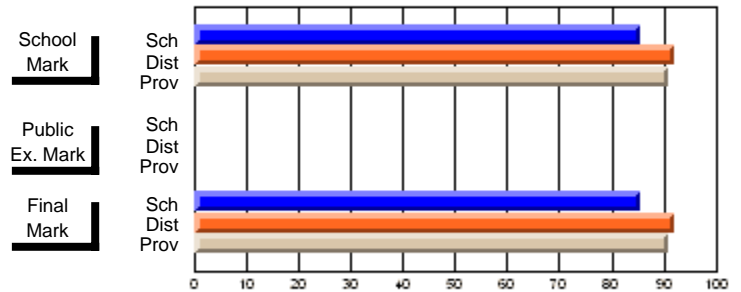
Grades: K-12

Course: CHEMISTRY 2202			
# students in course: 7			
	<b>School Mark</b>	School vs District	School vs Province
<b>Average Score</b>	<b>74.0</b>		
School	74.0		
District	71.9	P	P
Province	70.6		
<b>Percent of Passes</b>	<b>85.7</b>		
School	85.7		
District	92.0	Q	Q
Province	91.1		

**Average Scores**



**Percent Passes**



\* Data from the High School Certification System. The results from supplementary courses are not reflected in these results. All students obtaining a score of 48 or 49 on the final mark, were adjusted to 50 and are reflected in the Final Mark column.



## High School Course Results 2002-03

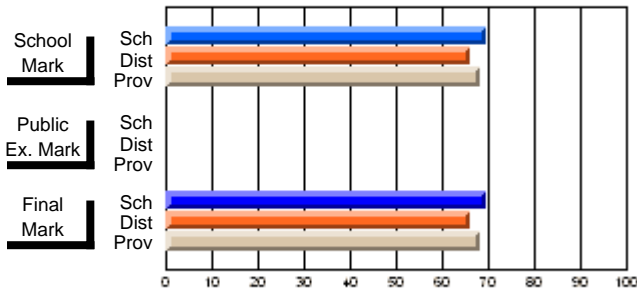
District 9 - Avalon West

#286 - Fatima Academy, St. Bride's

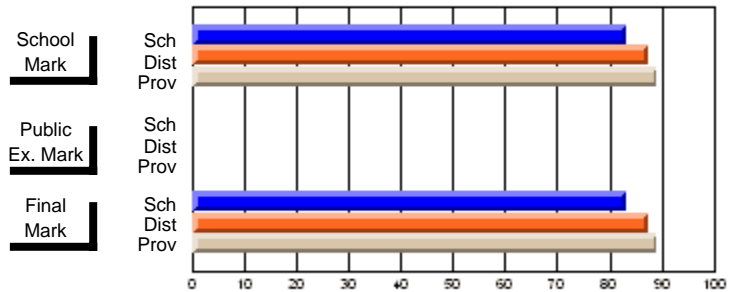
Grades: K-12

Course: PHYSICS 2204						
# students in course: 12						
	<b>School Mark</b>	School vs District	School vs Province	<b>Public Exam Mark</b>	School vs District	School vs Province
<b>Average Score</b>	<b>69.6</b>					
School	66.2	P	P			
District	68.3				P	P
Province						
<b>Percent of Passes</b>	<b>83.3</b>					
School	87.6	Q	Q		Q	Q
District	89.2				Q	Q
Province						

**Average Scores**



**Percent Passes**



\* Data from the High School Certification System. The results from supplementary courses are not reflected in these results. All students obtaining a score of 48 or 49 on the final mark, were adjusted to 50 and are reflected in the Final Mark column.



## High School Course Results 2002-03

District 9 - Avalon West

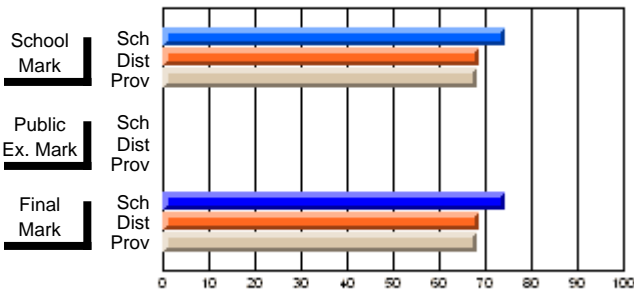
#286 - Fatima Academy, St. Bride's

Grades: K-12

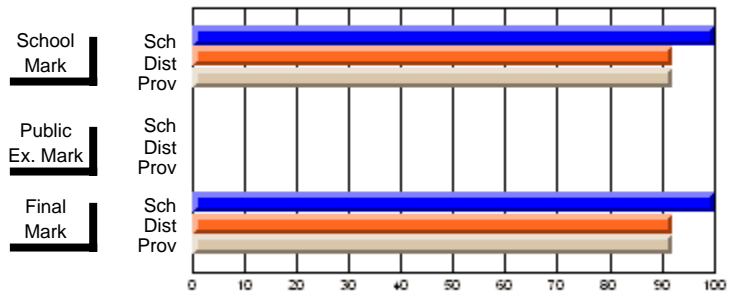
### Subject: English Language

Course: ENGLISH 1201								
# students in course: 15								
	<b>School Mark</b>	School vs District	School vs Province		<b>Public Exam Mark</b>	School vs District	School vs Province	
<b><u>Average Score</u></b>	<b>74.5</b>							
School	68.6	P	P					
District	68.2							
Province								
<b><u>Percent of Passes</u></b>	<b>100.0</b>							
School	92.1	P	P					
District	92.0							
Province								

**Average Scores**



**Percent Passes**



\* Data from the High School Certification System. The results from supplementary courses are not reflected in these results. All students obtaining a score of 48 or 49 on the final mark, were adjusted to 50 and are reflected in the Final Mark column.





High School Course Results  
2002-03

District 9 - Avalon West

#286 - Fatima Academy, St. Bride's

Grades: K-12

---

\* Data from the High School Certification System. The results from supplementary courses are not reflected in these results. All students obtaining a score of 48 or 49 on the final mark, were adjusted to 50 and are reflected in the Final Mark column.

Modification Time: 3:57:46PM

Modification Date: 2/27/2006

Source: Evaluation & Research



## High School Course Results 2002-03

District 9 - Avalon West

#287 - Dunne Memorial Academy, St. Mary's

Grades: K-12

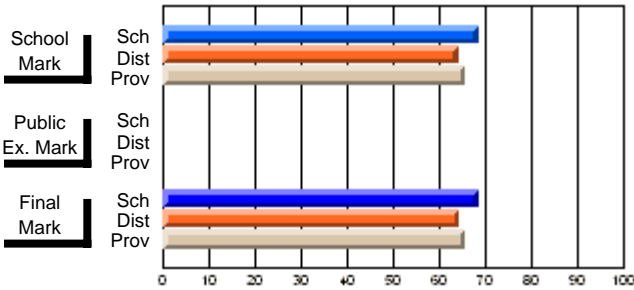
### Subject: Enterprise Education

Course: CONSUMER STUDIES 1202

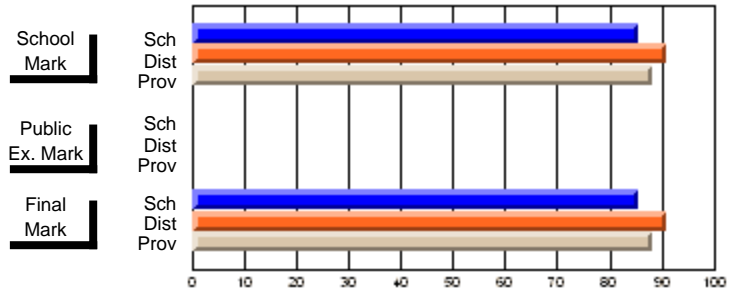
# students in course: 7

	<b>School Mark</b>	School vs District	School vs Province	<b>Public Exam Mark</b>	School vs District	School vs Province	<b>Final Mark</b>	School vs District	School vs Province
<b><u>Average Score</u></b>									
School	<b>68.4</b>						<b>68.4</b>		
District	64.1	P	P				64.2	P	P
Province	65.6						65.6		
<b><u>Percent of Passes</u></b>									
School	<b>85.7</b>						<b>85.7</b>		
District	90.9	Q	Q				91.0	Q	Q
Province	88.2						88.3		

**Average Scores**



**Percent Passes**



\* Data from the High School Certification System. The results from supplementary courses are not reflected in these results. All students obtaining a score of 48 or 49 on the final mark, were adjusted to 50 and are reflected in the Final Mark column.



## High School Course Results 2002-03

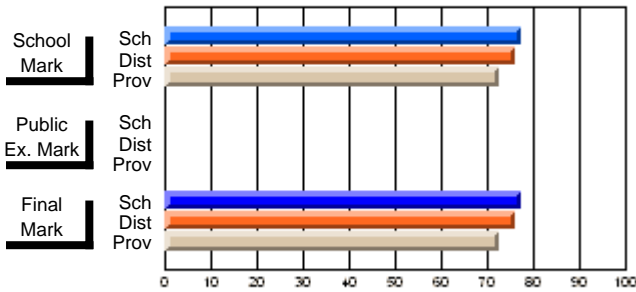
District 9 - Avalon West

#287 - Dunne Memorial Academy, St. Mary's

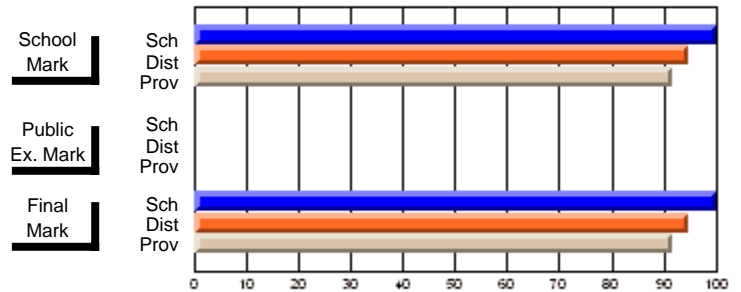
Grades: K-12

Course: ENTERPRISE 3205											
# students in course: 29											
	<b>School Mark</b>	School vs District	School vs Province		<b>Public Exam Mark</b>	School vs District	School vs Province		<b>Final Mark</b>	School vs District	School vs Province
<b><u>Average Score</u></b>	<b>77.2</b>								<b>77.2</b>		
School	76.2	P	P						76.2	P	P
District	72.6								72.6		
Province											
<b><u>Percent of Passes</u></b>	<b>100.0</b>								<b>100.0</b>		
School	94.7	P	P						94.7	P	P
District	91.7								91.7		
Province											

**Average Scores**



**Percent Passes**



\* Data from the High School Certification System. The results from supplementary courses are not reflected in these results. All students obtaining a score of 48 or 49 on the final mark, were adjusted to 50 and are reflected in the Final Mark column.



## High School Course Results 2002-03

District 9 - Avalon West

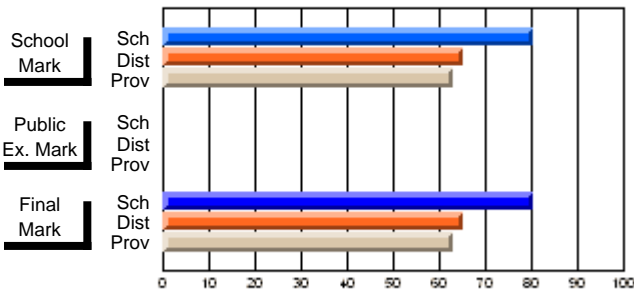
#287 - Dunne Memorial Academy, St. Mary's

Grades: K-12

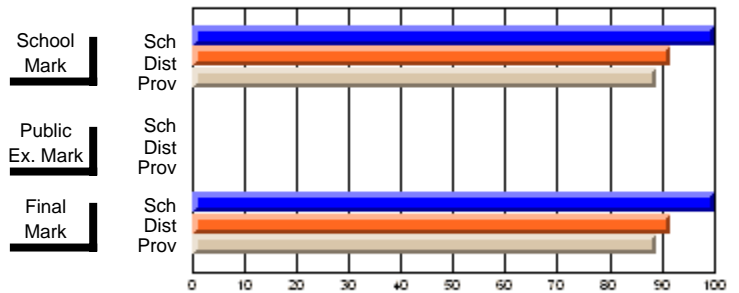
### Subject: English Language

Course: ENGLISH 1200								
# students in course: 12								
	<b>School Mark</b>	School vs District	School vs Province		<b>Public Exam Mark</b>	School vs District	School vs Province	
<b>Average Score</b>	<b>80.3</b>							
School	65.0	P	P					
District	62.9							
Province								
<b>Final Mark</b>	<b>80.3</b>							
School	65.1	P	P					
District	62.9							
Province								
<b>Percent of Passes</b>	<b>100.0</b>							
School	91.8	P	P					
District	88.9							
Province								

**Average Scores**



**Percent Passes**



\* Data from the High School Certification System. The results from supplementary courses are not reflected in these results. All students obtaining a score of 48 or 49 on the final mark, were adjusted to 50 and are reflected in the Final Mark column.



## High School Course Results 2002-03

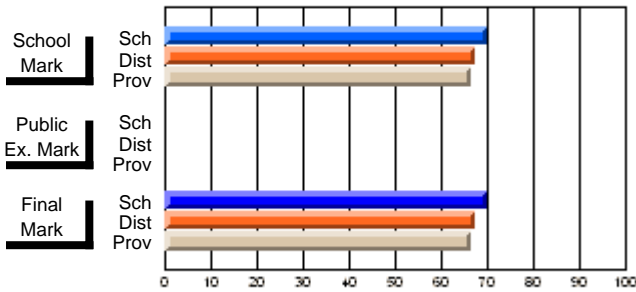
District 9 - Avalon West

#287 - Dunne Memorial Academy, St. Mary's

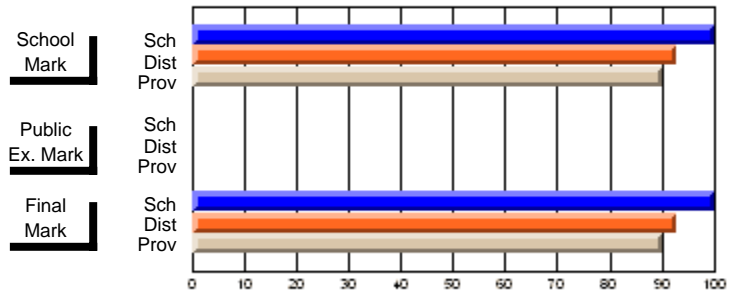
Grades: K-12

Course: ENGLISH 1201			
# students in course: 23			
	<b>School Mark</b>	School vs District	School vs Province
<b>Average Score</b>	<b>70.0</b>		
School	67.5	P	P
District	66.6		
Province			
<b>Percent of Passes</b>	<b>100.0</b>		
School	92.9	P	P
District	90.3		
Province			

**Average Scores**



**Percent Passes**



\* Data from the High School Certification System. The results from supplementary courses are not reflected in these results. All students obtaining a score of 48 or 49 on the final mark, were adjusted to 50 and are reflected in the Final Mark column.



## High School Course Results 2002-03

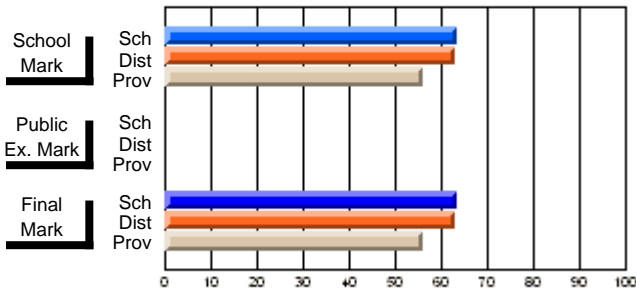
District 9 - Avalon West

#287 - Dunne Memorial Academy, St. Mary's

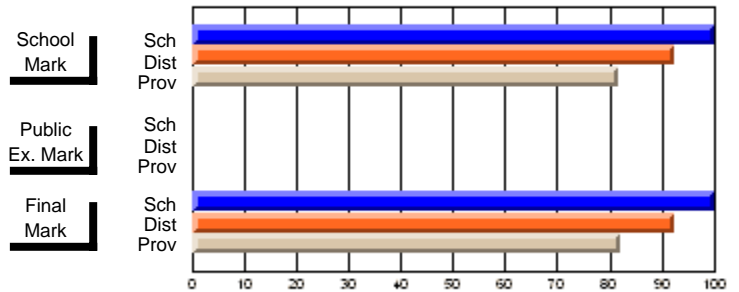
Grades: K-12

Course: ENGLISH 1202			
# students in course: 9			
	<b>School Mark</b>	School vs District	School vs Province
<b>Average Score</b>	<b>63.3</b>		
School	63.3		
District	63.2	P	P
Province	56.0		
<b>Percent of Passes</b>			
School	<b>100.0</b>		
District	92.6	P	P
Province	81.9		
		<b>Public Exam Mark</b>	<b>School vs District</b>
		<b>School vs Province</b>	
		<b>Final Mark</b>	<b>School vs District</b>
		<b>School vs Province</b>	
		<b>63.3</b>	
		63.2	P
		56.0	P
		<b>100.0</b>	
		92.6	P
		82.0	P

**Average Scores**



**Percent Passes**



\* Data from the High School Certification System. The results from supplementary courses are not reflected in these results. All students obtaining a score of 48 or 49 on the final mark, were adjusted to 50 and are reflected in the Final Mark column.



## High School Course Results 2002-03

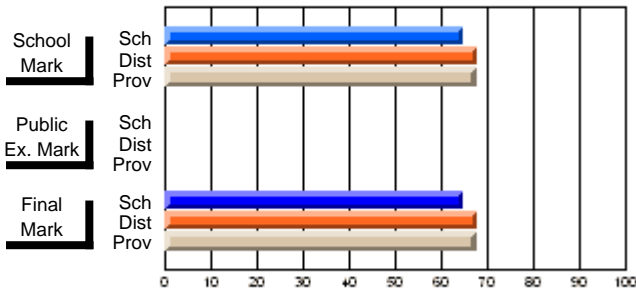
District 9 - Avalon West

#287 - Dunne Memorial Academy, St. Mary's

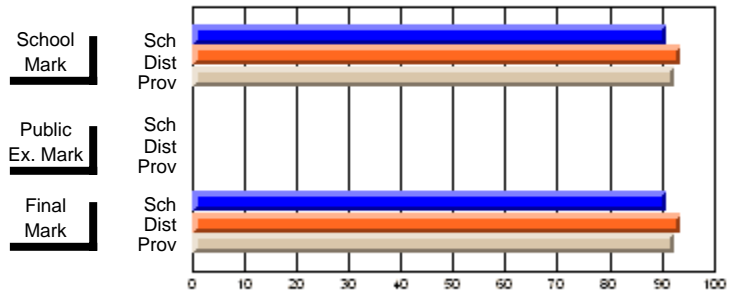
Grades: K-12

Course: ENGLISH 2201			
# students in course: 22			
	<b>School Mark</b>	School vs District	School vs Province
<b>Average Score</b>	<b>64.7</b>		
School	64.7		
District	67.9	q	q
Province	67.6		
<b>Percent of Passes</b>	<b>90.9</b>		
School	90.9		
District	93.8	q	q
Province	92.3		
	<b>Public Exam Mark</b>	School vs District	School vs Province
	<b>Final Mark</b>	School vs District	School vs Province
	<b>64.7</b>		
	64.7	q	q
	67.9	q	q
	67.6		
	<b>90.9</b>		
	90.9		
	93.8	q	q
	92.3		

**Average Scores**



**Percent Passes**



\* Data from the High School Certification System. The results from supplementary courses are not reflected in these results. All students obtaining a score of 48 or 49 on the final mark, were adjusted to 50 and are reflected in the Final Mark column.







## High School Course Results 2002-03

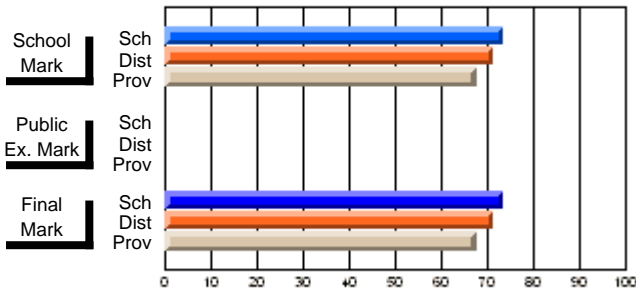
District 9 - Avalon West

#287 - Dunne Memorial Academy, St. Mary's

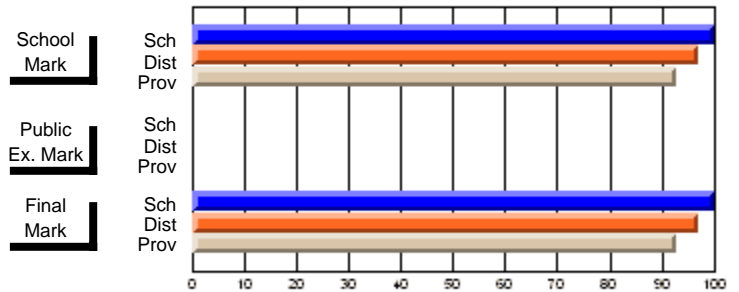
Grades: K-12

Course: LANGUAGE 3101			
# students in course: 16			
	<b>School Mark</b>	School vs District	School vs Province
<b>Average Score</b>	<b>73.3</b>		
School	71.3	P	P
District	67.6		
Province			
<b>Percent of Passes</b>	<b>100.0</b>		
School	97.0	P	P
District	92.9		
Province			
		<b>Public Exam Mark</b>	<b>School vs District</b>
		<b>73.3</b>	
		71.3	P
		67.5	P
		<b>Final Mark</b>	<b>School vs District</b>
		<b>100.0</b>	
		97.2	P
		92.9	P

**Average Scores**



**Percent Passes**



\* Data from the High School Certification System. The results from supplementary courses are not reflected in these results. All students obtaining a score of 48 or 49 on the final mark, were adjusted to 50 and are reflected in the Final Mark column.



## High School Course Results 2002-03

District 9 - Avalon West

#287 - Dunne Memorial Academy, St. Mary's

Grades: K-12

Course: BUSINESS ENGLISH 3102			
# students in course: 9	School Mark	School vs District	School vs Province
<b>Average Score</b>	<b>71.2</b>		
School	67.5	P	P
District	63.2		
Province			
<b>Percent of Passes</b>	<b>100.0</b>		
School	94.8	P	P
District	90.1		
Province			

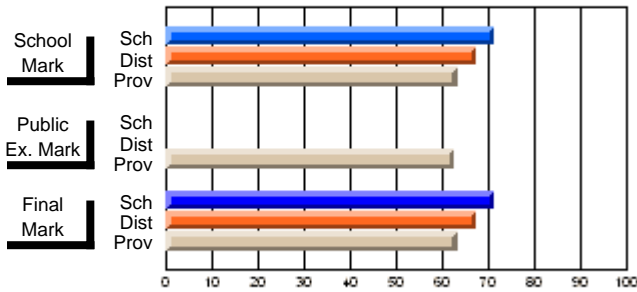
  

Public Exam Mark	School vs District	School vs Province
62.5		
100.0		

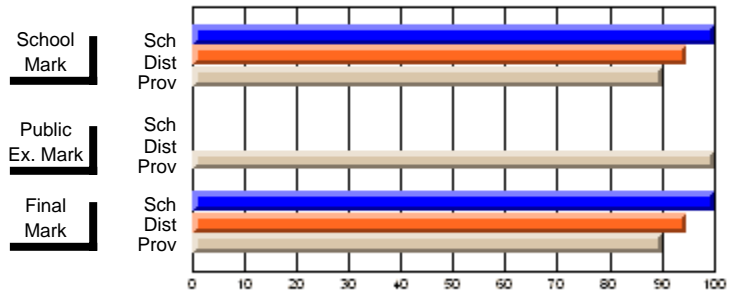
  

Final Mark	School vs District	School vs Province
71.2		
67.5	P	P
63.2		
100.0		
94.8	P	P
90.1		

**Average Scores**



**Percent Passes**



\* Data from the High School Certification System. The results from supplementary courses are not reflected in these results. All students obtaining a score of 48 or 49 on the final mark, were adjusted to 50 and are reflected in the Final Mark column.



## High School Course Results 2002-03

District 9 - Avalon West

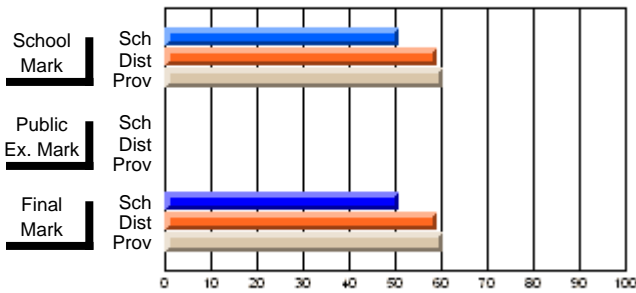
#287 - Dunne Memorial Academy, St. Mary's

Grades: K-12

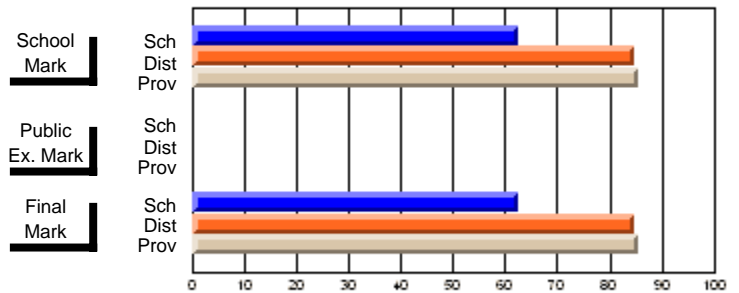
### Subject: English Literature

Course: CANADIAN LITERATURE 2204								
# students in course: 8								
	<b>School Mark</b>	School vs District	School vs Province		<b>Public Exam Mark</b>	School vs District	School vs Province	
<b><u>Average Score</u></b>								
School	<b>51.0</b>							
District	59.3	q	q					
Province	60.5							
<b><u>Percent of Passes</u></b>								
School	<b>62.5</b>							
District	84.8	q	q					
Province	85.4							

**Average Scores**



**Percent Passes**



\* Data from the High School Certification System. The results from supplementary courses are not reflected in these results. All students obtaining a score of 48 or 49 on the final mark, were adjusted to 50 and are reflected in the Final Mark column.



**High School Course Results  
2002-03**

District 9 - Avalon West

#287 - Dunne Memorial Academy, St. Mary's

Grades: K-12

Course: LITERARY HERITAGE 3202				School data has 5 or fewer students. Data withheld for reasons of confidentiality.					
# students in course: 1	<b>School Mark</b>	School vs District	School vs Province	<b>Public Exam Mark</b>	School vs District	School vs Province	<b>Final Mark</b>	School vs District	School vs Province
<b>Average Score</b>									
School									
District	69.8	q	q				69.8	q	q
Province	69.7						69.6		
<b>Percent of Passes</b>									
School									
District	94.9	P	P				94.9	P	P
Province	92.6						92.7		

\* Data from the High School Certification System. The results from supplementary courses are not reflected in these results. All students obtaining a score of 48 or 49 on the final mark, were adjusted to 50 and are reflected in the Final Mark column.



# High School Course Results 2002-03

District 9 - Avalon West

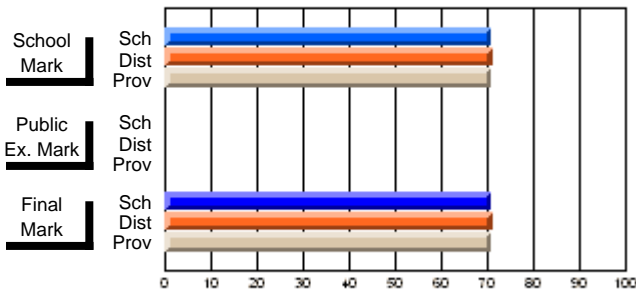
#287 - Dunne Memorial Academy, St. Mary's

Grades: K-12

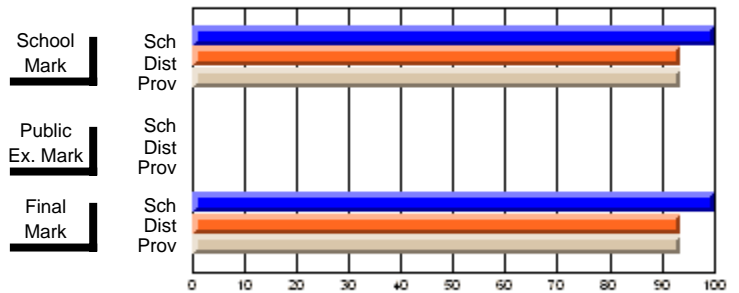
**Subject: French**

Course: FRENCH 2200						
# students in course: 18						
	<b>School Mark</b>	School vs District	School vs Province	<b>Public Exam Mark</b>	School vs District	School vs Province
<b>Average Score</b>	<b>70.9</b>					
School	70.9					
District	71.0	q	q			
Province	70.9					
<b>Percent of Passes</b>	<b>100.0</b>					
School	100.0					
District	93.5	p	p			
Province	93.8					
				<b>Final Mark</b>	School vs District	School vs Province
				<b>70.9</b>		
				70.9	q	q
				70.9		
				<b>100.0</b>		
				93.5	p	p
				93.8		

**Average Scores**



**Percent Passes**



\* Data from the High School Certification System. The results from supplementary courses are not reflected in these results. All students obtaining a score of 48 or 49 on the final mark, were adjusted to 50 and are reflected in the Final Mark column.



## High School Course Results 2002-03

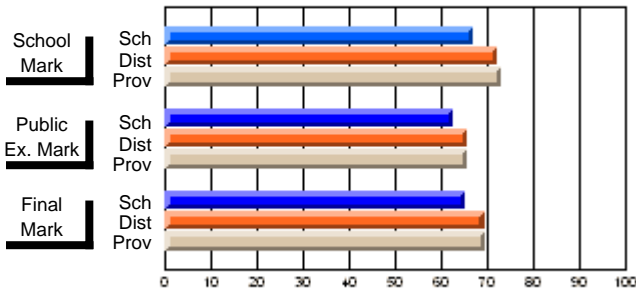
District 9 - Avalon West

#287 - Dunne Memorial Academy, St. Mary's

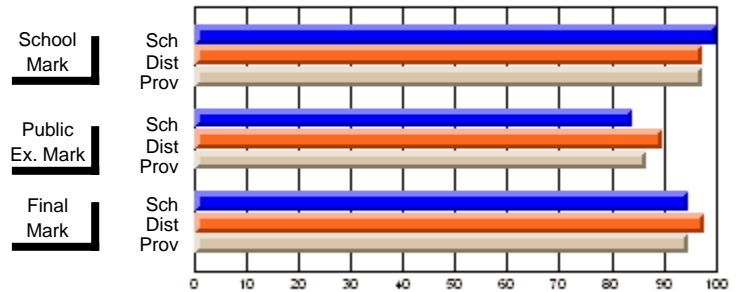
Grades: K-12

Course: FRENCH 3200			
# students in course: 19			
	<b>School Mark</b>	School vs District	School vs Province
<b>Average Score</b>	<b>67.0</b>		
School	67.0		
District	72.2	q	q
Province	73.1		
<b>Percent of Passes</b>	<b>100.0</b>		
School	100.0		
District	97.4	P	P
Province	97.4		
	<b>Public Exam Mark</b>	School vs District	School vs Province
<b>Average Score</b>	<b>62.6</b>		
School	62.6		
District	65.6	q	q
Province	65.7		
<b>Percent of Passes</b>	<b>84.2</b>		
School	84.2		
District	89.8	q	q
Province	86.8		
	<b>Final Mark</b>	School vs District	School vs Province
<b>Average Score</b>	<b>65.1</b>		
School	65.1		
District	69.3	q	q
Province	69.4		
<b>Percent of Passes</b>	<b>94.7</b>		
School	94.7		
District	97.9	q	q
Province	94.9		

**Average Scores**



**Percent Passes**



\* Data from the High School Certification System. The results from supplementary courses are not reflected in these results. All students obtaining a score of 48 or 49 on the final mark, were adjusted to 50 and are reflected in the Final Mark column.



## High School Course Results 2002-03

District 9 - Avalon West

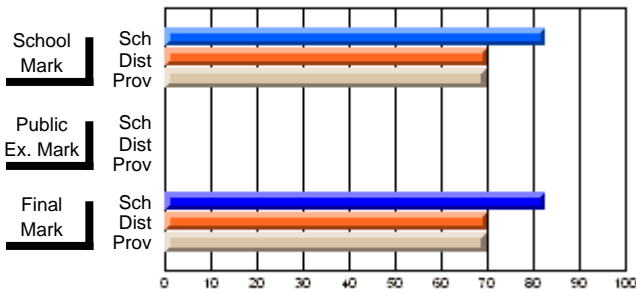
#287 - Dunne Memorial Academy, St. Mary's

Grades: K-12

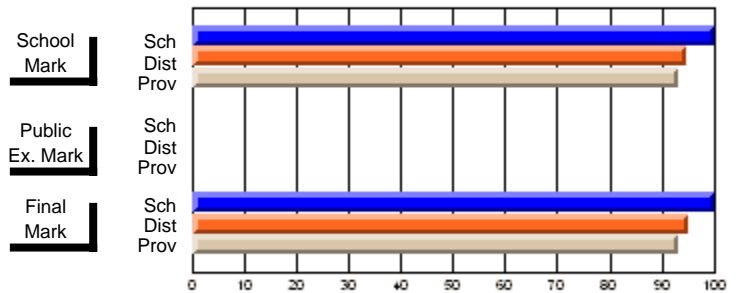
**Subject: Health**

Course: WORK PLACE SAFETY 3220									
# students in course: 24									
	<b>School Mark</b>	School vs District	School vs Province	<b>Public Exam Mark</b>	School vs District	School vs Province	<b>Final Mark</b>	School vs District	School vs Province
<b><u>Average Score</u></b>	<b>82.4</b>						<b>82.4</b>		
School	70.1	P	P				70.1	P	P
District	69.8						69.8		
Province							69.8		
<b><u>Percent of Passes</u></b>									
School	<b>100.0</b>						<b>100.0</b>		
District	94.8	P	P				95.0	P	P
Province	93.2						93.3		

**Average Scores**



**Percent Passes**



\* Data from the High School Certification System. The results from supplementary courses are not reflected in these results. All students obtaining a score of 48 or 49 on the final mark, were adjusted to 50 and are reflected in the Final Mark column.



## High School Course Results 2002-03

District 9 - Avalon West

#287 - Dunne Memorial Academy, St. Mary's

Grades: K-12

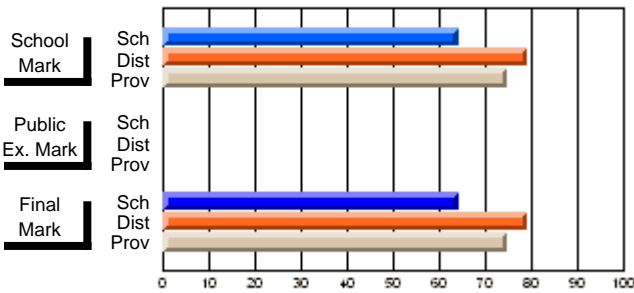
### Subject: Technology Education

Course: MICROCOMPUTER SYSTEMS 1100			
# students in course: 19			
	School Mark	School vs District	School vs Province
<b>Average Score</b>			
School	<b>64.1</b>		
District	79.1	q	q
Province	74.7		
<b>Percent of Passes</b>			
School	<b>89.5</b>		
District	95.7	q	q
Province	92.9		

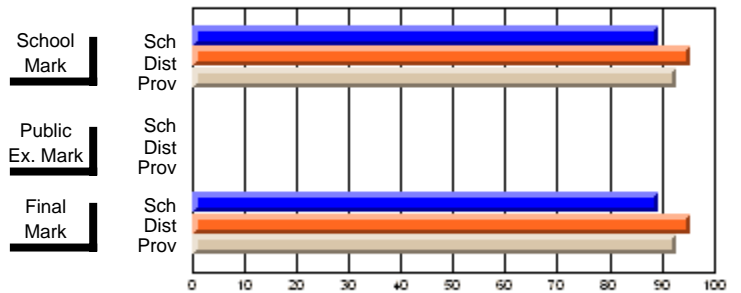
  

	Public Exam Mark	School vs District	School vs Province
<b>Final Mark</b>			
School	<b>64.1</b>		
District	79.1	q	q
Province	74.7		

**Average Scores**



**Percent Passes**



\* Data from the High School Certification System. The results from supplementary courses are not reflected in these results. All students obtaining a score of 48 or 49 on the final mark, were adjusted to 50 and are reflected in the Final Mark column.





**High School Course Results  
2002-03**

District 9 - Avalon West

#287 - Dunne Memorial Academy, St. Mary's

Grades: K-12

Course: KEYBOARDING/WORD PROCESSING 1101				School data has 5 or fewer students. Data withheld for reasons of confidentiality.						
# students in course: 5										
		<b>School Mark</b>	School vs District	School vs Province	<b>Public Exam Mark</b>	School vs District	School vs Province	<b>Final Mark</b>	School vs District	School vs Province
<b>Average Score</b>										
School										
District		78.6	q	q				78.6	q	q
Province		76.5						76.5		
<b>Percent of Passes</b>										
School										
District		95.9	P	P				95.9	P	P
Province		94.8						94.8		

\* Data from the High School Certification System. The results from supplementary courses are not reflected in these results. All students obtaining a score of 48 or 49 on the final mark, were adjusted to 50 and are reflected in the Final Mark column.



## High School Course Results 2002-03

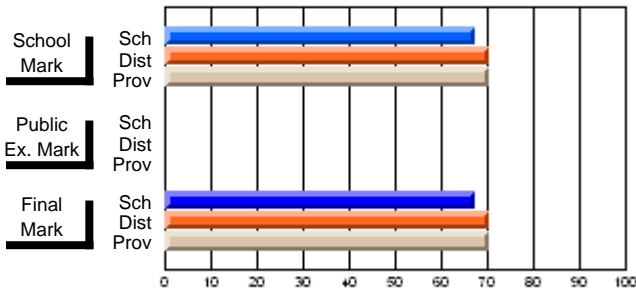
District 9 - Avalon West

#287 - Dunne Memorial Academy, St. Mary's

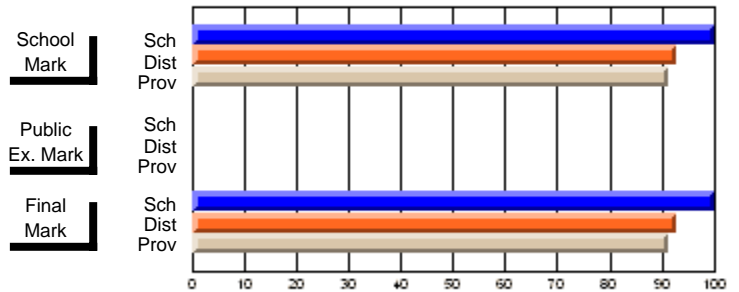
Grades: K-12

Course: DESIGN TECHNOLOGY 1109						
# students in course: 11						
	<b>School Mark</b>	School vs District	School vs Province	<b>Public Exam Mark</b>	School vs District	School vs Province
<b>Average Score</b>	<b>67.2</b>					
School	70.4	q	q			
District	70.5					
Province						
<b>Percent of Passes</b>	<b>100.0</b>					
School	93.0	P	P			
District	91.4					
Province						

**Average Scores**



**Percent Passes**



\* Data from the High School Certification System. The results from supplementary courses are not reflected in these results. All students obtaining a score of 48 or 49 on the final mark, were adjusted to 50 and are reflected in the Final Mark column.



## High School Course Results 2002-03

District 9 - Avalon West

#287 - Dunne Memorial Academy, St. Mary's

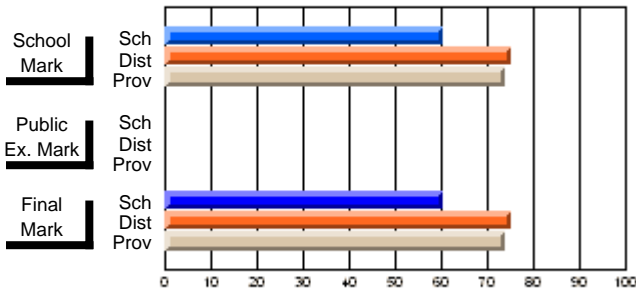
Grades: K-12

Course: COMPUTER APPLICATIONS 2100			
# students in course: 18			
	<b>School Mark</b>	School vs District	School vs Province
<b>Average Score</b>	<b>60.2</b>		
School	60.2		
District	75.0	q	q
Province	74.0		
<b>Percent of Passes</b>	<b>77.8</b>		
School	77.8		
District	95.3	q	q
Province	91.8		

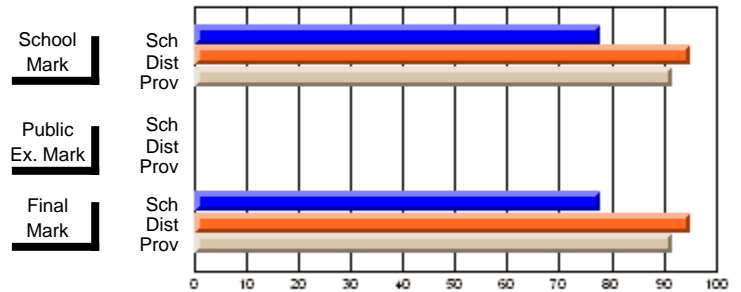
  

	<b>Public Exam Mark</b>	School vs District	School vs Province
<b>Final Mark</b>	<b>60.2</b>		
School	60.2		
District	75.0	q	q
Province	73.9		

**Average Scores**



**Percent Passes**



\* Data from the High School Certification System. The results from supplementary courses are not reflected in these results. All students obtaining a score of 48 or 49 on the final mark, were adjusted to 50 and are reflected in the Final Mark column.



## High School Course Results 2002-03

District 9 - Avalon West

#287 - Dunne Memorial Academy, St. Mary's

Grades: K-12

Course: ADV WORDPROCESSING/DESK TOP 2101			
# students in course: 9			
	<b>School Mark</b>	School vs District	School vs Province
<b>Average Score</b>			
School	<b>75.9</b>		
District	75.2	P	P
Province	74.6		
<b>Percent of Passes</b>			
School	<b>88.9</b>		
District	96.5	Q	Q
Province	92.9		

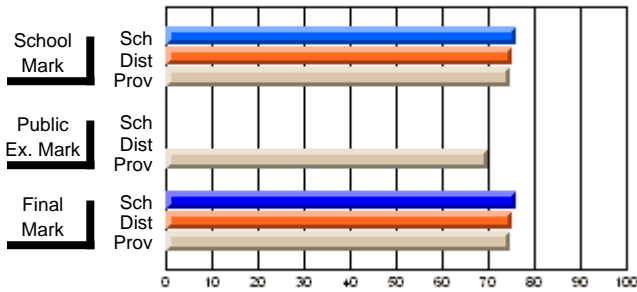
  

	<b>Public Exam Mark</b>	School vs District	School vs Province
	70.0		

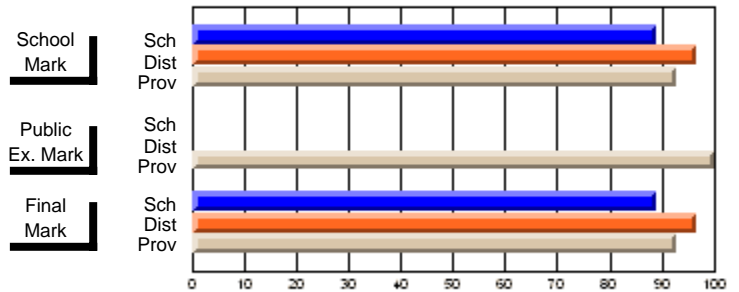
  

	<b>Final Mark</b>	School vs District	School vs Province
	<b>75.9</b>		
	75.2	P	P
	74.6		
	<b>88.9</b>		
	96.5	Q	Q
	92.9		

**Average Scores**



**Percent Passes**



\* Data from the High School Certification System. The results from supplementary courses are not reflected in these results. All students obtaining a score of 48 or 49 on the final mark, were adjusted to 50 and are reflected in the Final Mark column.



## High School Course Results 2002-03

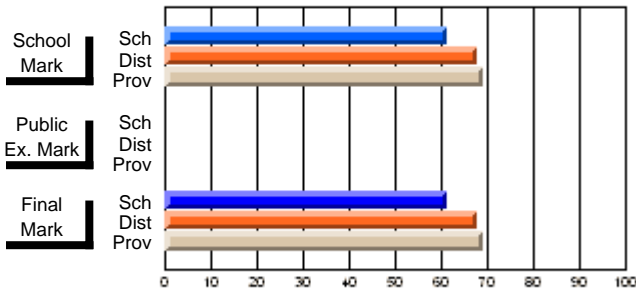
District 9 - Avalon West

#287 - Dunne Memorial Academy, St. Mary's

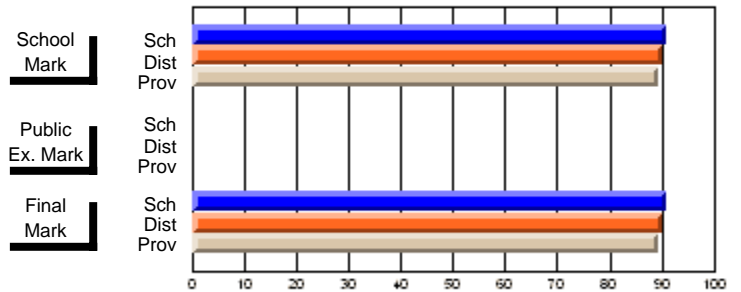
Grades: K-12

<b>Course: DESIGN TECHNOLOGY 2109</b>					
# students in course: 11					
	<b>School Mark</b>	School vs District	School vs Province		
<b>Average Score</b>	<b>61.4</b>				
School	61.4				
District	67.8	q	q		
Province	69.1				
<b>Percent of Passes</b>					
School	<b>90.9</b>				
District	90.0	P	P		
Province	89.3				
				<b>Public Exam Mark</b>	
				School vs District	School vs Province
				<b>Final Mark</b>	School vs District
				<b>61.4</b>	School vs Province
				61.4	q
				67.8	q
				69.1	
				<b>90.9</b>	
				90.9	P
				90.0	P
				89.3	P

**Average Scores**



**Percent Passes**



\* Data from the High School Certification System. The results from supplementary courses are not reflected in these results. All students obtaining a score of 48 or 49 on the final mark, were adjusted to 50 and are reflected in the Final Mark column.



## High School Course Results 2002-03

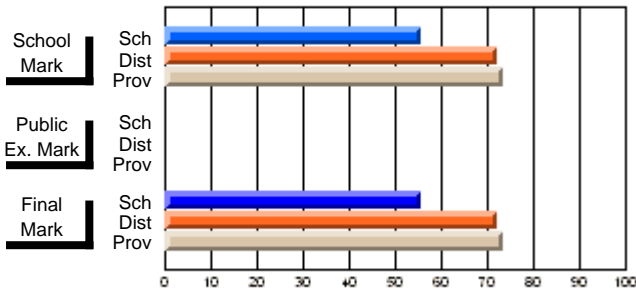
District 9 - Avalon West

#287 - Dunne Memorial Academy, St. Mary's

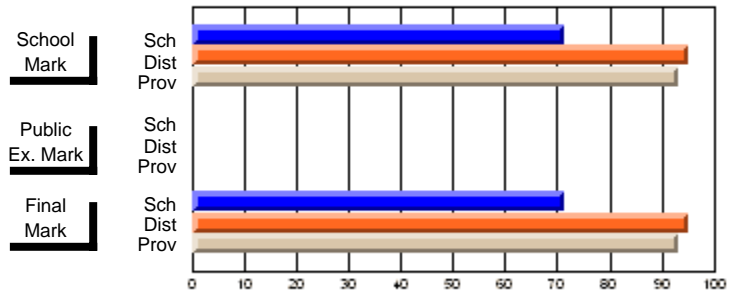
Grades: K-12

Course: COMPUTER TECHNOLOGY 3200			
# students in course: 7			
	School Mark	School vs District	School vs Province
<b>Average Score</b>	<b>55.7</b>		
School	72.1	q	q
District	73.5		
Province			
<b>Percent of Passes</b>			
School	<b>71.4</b>		
District	95.0	q	q
Province	93.3		

**Average Scores**



**Percent Passes**



\* Data from the High School Certification System. The results from supplementary courses are not reflected in these results. All students obtaining a score of 48 or 49 on the final mark, were adjusted to 50 and are reflected in the Final Mark column.



## High School Course Results 2002-03

District 9 - Avalon West

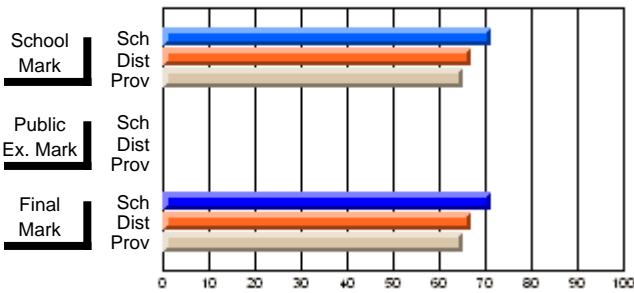
#287 - Dunne Memorial Academy, St. Mary's

Grades: K-12

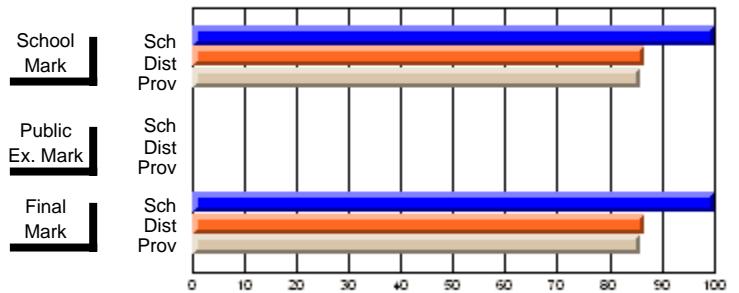
### Subject: Mathematics

Course: MATHEMATICS 1204								
# students in course: 23								
	<b>School Mark</b>	School vs District	School vs Province		<b>Public Exam Mark</b>	School vs District	School vs Province	
<b><u>Average Score</u></b>	<b>71.2</b>							
School	66.9	P	P					
District	65.0							
Province								
<b><u>Percent of Passes</u></b>	<b>100.0</b>							
School	86.8	P	P					
District	85.8							
Province								

**Average Scores**



**Percent Passes**



\* Data from the High School Certification System. The results from supplementary courses are not reflected in these results. All students obtaining a score of 48 or 49 on the final mark, were adjusted to 50 and are reflected in the Final Mark column.



## High School Course Results 2002-03

District 9 - Avalon West

#287 - Dunne Memorial Academy, St. Mary's

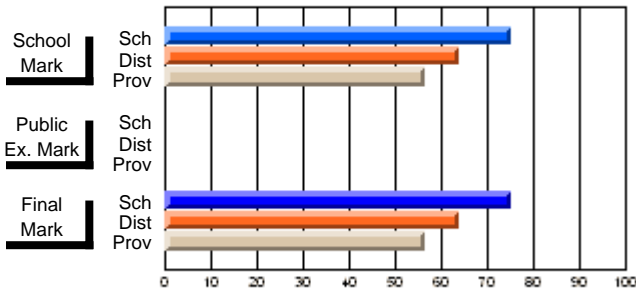
Grades: K-12

Course: MATHEMATICS 1206			
# students in course: 7			
	<b>School Mark</b>	School vs District	School vs Province
<b>Average Score</b>	<b>75.0</b>		
School	75.0		
District	63.8	P	P
Province	56.4		
<b>Percent of Passes</b>	<b>100.0</b>		
School	100.0		
District	88.5	P	P
Province	78.1		

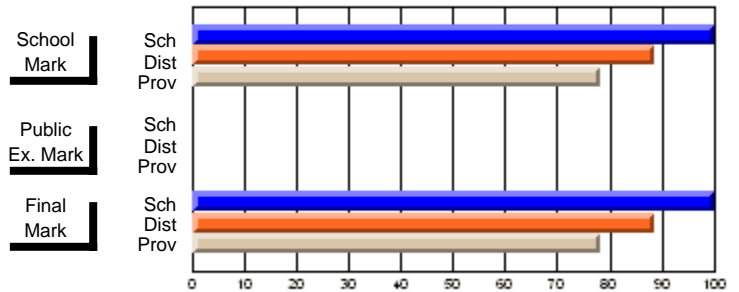
  

	<b>Public Exam Mark</b>	School vs District	School vs Province
<b>Final Mark</b>	<b>75.0</b>		
School	75.0		
District	63.8	P	P
Province	56.4		
<b>Final Mark</b>	<b>100.0</b>		
School	100.0		
District	88.6	P	P
Province	78.3		

**Average Scores**



**Percent Passes**



\* Data from the High School Certification System. The results from supplementary courses are not reflected in these results. All students obtaining a score of 48 or 49 on the final mark, were adjusted to 50 and are reflected in the Final Mark column.





## High School Course Results 2002-03

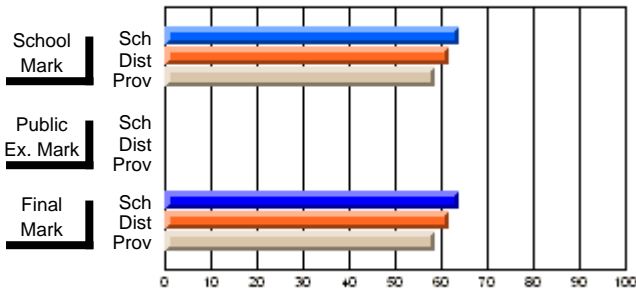
District 9 - Avalon West

#287 - Dunne Memorial Academy, St. Mary's

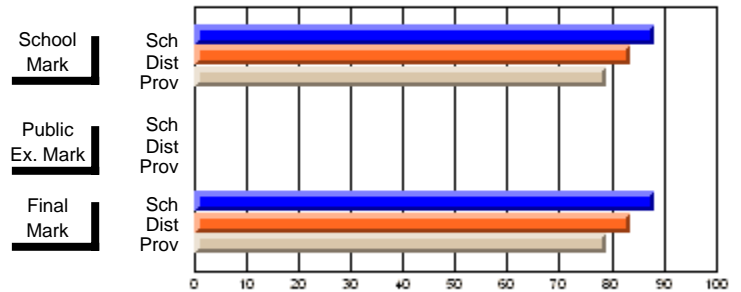
Grades: K-12

<b>Course: MATHEMATICS 2204</b>						
# students in course: 17						
	<b>School Mark</b>	School vs District	School vs Province	<b>Public Exam Mark</b>	School vs District	School vs Province
<b>Average Score</b>	<b>63.8</b>					
School	63.8					
District	61.8	P	P		P	P
Province	58.6					
<b>Percent of Passes</b>	<b>88.2</b>					
School	88.2					
District	83.8	P	P		P	P
Province	79.1					

**Average Scores**



**Percent Passes**



\* Data from the High School Certification System. The results from supplementary courses are not reflected in these results. All students obtaining a score of 48 or 49 on the final mark, were adjusted to 50 and are reflected in the Final Mark column.



**High School Course Results  
2002-03**

District 9 - Avalon West

#287 - Dunne Memorial Academy, St. Mary's

Grades: K-12

Course: MATHEMATICS 2205				School data has 5 or fewer students. Data withheld for reasons of confidentiality.			
# students in course: 4				<b>Public Exam Mark</b>		<b>Final Mark</b>	
	<b>School Mark</b>	School vs District	School vs Province	School vs District	School vs Province	School vs District	School vs Province
<b>Average Score</b>							
School							
District	75.0	P	P			75.0	P
Province	75.2					75.2	P
<b>Percent of Passes</b>							
School							
District	97.8	P	P			97.8	P
Province	97.6					97.7	

\* Data from the High School Certification System. The results from supplementary courses are not reflected in these results. All students obtaining a score of 48 or 49 on the final mark, were adjusted to 50 and are reflected in the Final Mark column.



## High School Course Results 2002-03

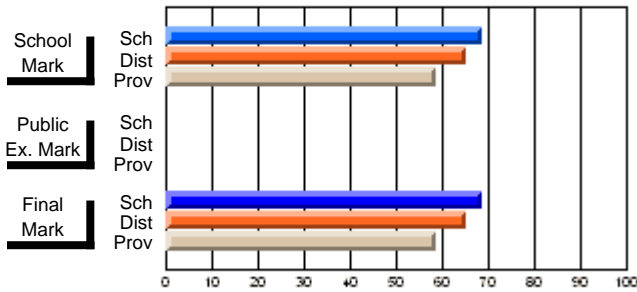
District 9 - Avalon West

#287 - Dunne Memorial Academy, St. Mary's

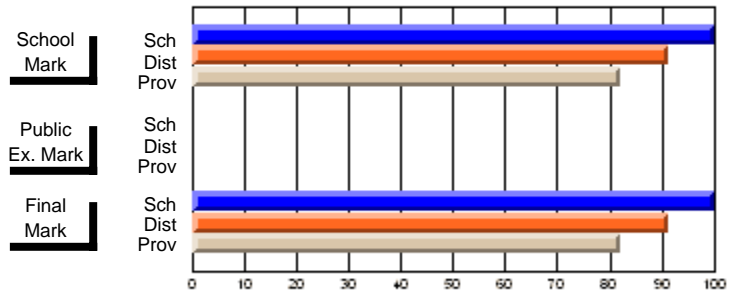
Grades: K-12

Course: MATHEMATIC 2206			
# students in course: 8			
<u>Average Score</u>	<b>School Mark</b>	School vs District	School vs Province
School	<b>68.8</b>		
District	65.0	P	P
Province	58.6		
<u>Percent of Passes</u>	<b>School Mark</b>	School vs District	School vs Province
School	<b>100.0</b>		
District	91.2	P	P
Province	82.2		

**Average Scores**



**Percent Passes**



\* Data from the High School Certification System. The results from supplementary courses are not reflected in these results. All students obtaining a score of 48 or 49 on the final mark, were adjusted to 50 and are reflected in the Final Mark column.



## High School Course Results 2002-03

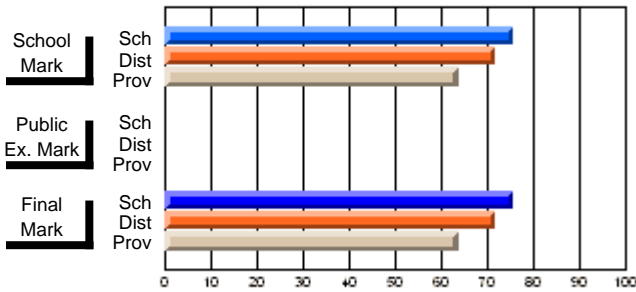
District 9 - Avalon West

#287 - Dunne Memorial Academy, St. Mary's

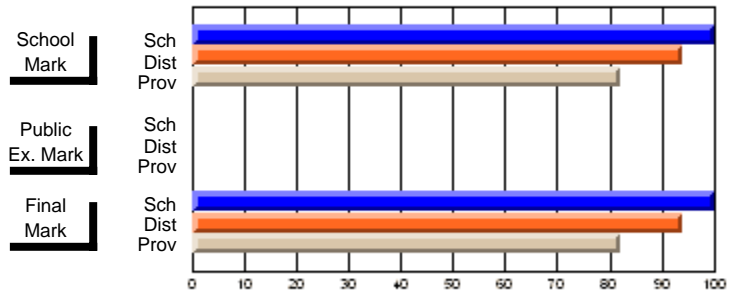
Grades: K-12

Course: MATHEMATICS 3103			
# students in course: 16			
	<b>School Mark</b>	School vs District	School vs Province
<b>Average Score</b>	<b>75.6</b>		
School	75.6		
District	71.8	P	P
Province	63.6		
<b>Percent of Passes</b>			
School	<b>100.0</b>		
District	93.9	P	P
Province	82.0		

**Average Scores**



**Percent Passes**



\* Data from the High School Certification System. The results from supplementary courses are not reflected in these results. All students obtaining a score of 48 or 49 on the final mark, were adjusted to 50 and are reflected in the Final Mark column.



## High School Course Results 2002-03

District 9 - Avalon West

#287 - Dunne Memorial Academy, St. Mary's

Grades: K-12

Course: MATHEMATICS 3204			
# students in course: 14			
	<b>School Mark</b>	School vs District	School vs Province
<b>Average Score</b>			
School	<b>67.6</b>		
District	64.5	P	P
Province	61.8		
<b>Percent of Passes</b>			
School	<b>92.9</b>		
District	86.4	P	P
Province	79.3		

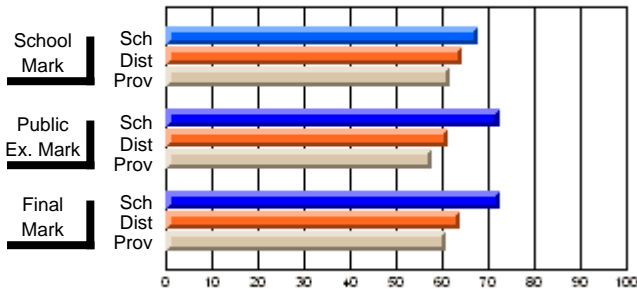
  

	<b>Public Exam Mark</b>	School vs District	School vs Province
<b>Public Exam Mark</b>			
School	<b>72.4</b>		
District	61.1	P	P
Province	57.9		

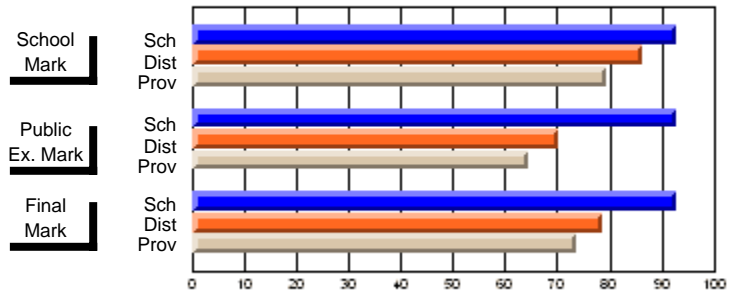
  

	<b>Final Mark</b>	School vs District	School vs Province
<b>Final Mark</b>			
School	<b>72.7</b>		
District	63.8	P	P
Province	60.7		

**Average Scores**



**Percent Passes**



\* Data from the High School Certification System. The results from supplementary courses are not reflected in these results. All students obtaining a score of 48 or 49 on the final mark, were adjusted to 50 and are reflected in the Final Mark column.



**High School Course Results  
2002-03**

District 9 - Avalon West

#287 - Dunne Memorial Academy, St. Mary's

Grades: K-12

Course: MATHEMATICS 3205				School data has 5 or fewer students. Data withheld for reasons of confidentiality.			
# students in course: 2				<b>Public Exam Mark</b>		<b>Final Mark</b>	
	<b>School Mark</b>	School vs District	School vs Province	School vs District	School vs Province	School vs District	School vs Province
<b>Average Score</b>							
School							
District	70.7	P	P	67.3	q	P	70.3
Province	74.0			62.9			69.2
<b>Percent of Passes</b>							
School							
District	95.2	P	P	77.2	P	P	91.6
Province	96.6			75.7			91.8

\* Data from the High School Certification System. The results from supplementary courses are not reflected in these results. All students obtaining a score of 48 or 49 on the final mark, were adjusted to 50 and are reflected in the Final Mark column.



## High School Course Results 2002-03

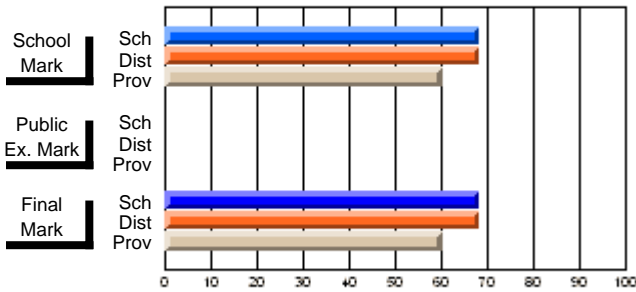
District 9 - Avalon West

#287 - Dunne Memorial Academy, St. Mary's

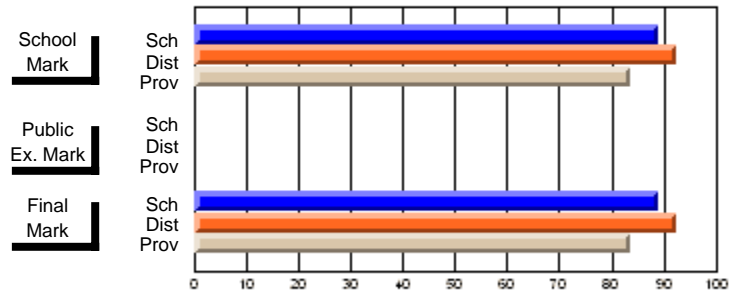
Grades: K-12

Course: MATHEMATICS 3206			
# students in course: 9			
	<b>School Mark</b>	School vs District	School vs Province
<b>Average Score</b>	<b>68.3</b>		
School	68.3		
District	68.2	P	P
Province	60.2		
<b>Percent of Passes</b>	<b>88.9</b>		
School	88.9		
District	92.4	Q	P
Province	83.8		

**Average Scores**



**Percent Passes**



\* Data from the High School Certification System. The results from supplementary courses are not reflected in these results. All students obtaining a score of 48 or 49 on the final mark, were adjusted to 50 and are reflected in the Final Mark column.



## High School Course Results 2002-03

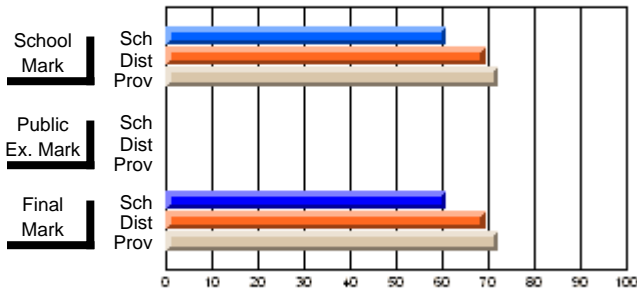
District 9 - Avalon West

#287 - Dunne Memorial Academy, St. Mary's

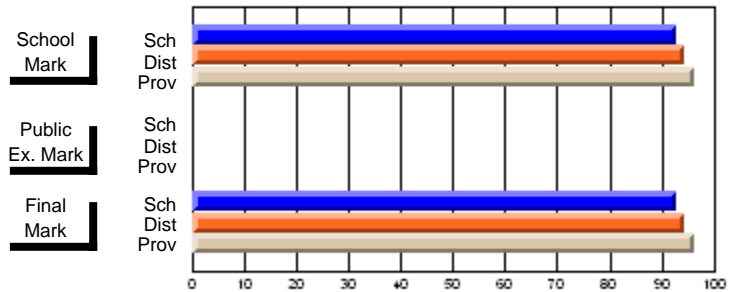
Grades: K-12

Course: MATHEMATICS 3207			
# students in course: 14			
	<b>School Mark</b>	School vs District	School vs Province
<b>Average Score</b>	<b>61.0</b>		
School	61.0		
District	69.3	q	q
Province	72.0		
<b>Percent of Passes</b>	<b>92.9</b>		
School	92.9		
District	94.4	q	q
Province	96.2		

**Average Scores**



**Percent Passes**



\* Data from the High School Certification System. The results from supplementary courses are not reflected in these results. All students obtaining a score of 48 or 49 on the final mark, were adjusted to 50 and are reflected in the Final Mark column.







## High School Course Results 2002-03

District 9 - Avalon West

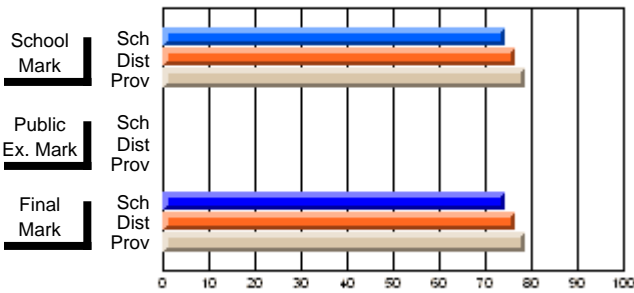
#287 - Dunne Memorial Academy, St. Mary's

Grades: K-12

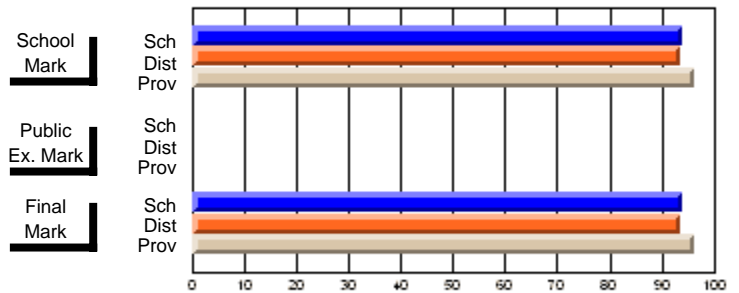
### Subject: Physical Education

Course: PHYSICAL EDUCATION 1100									
# students in course: 17									
	<b>School Mark</b>	School vs District	School vs Province	<b>Public Exam Mark</b>	School vs District	School vs Province	<b>Final Mark</b>	School vs District	School vs Province
<b><u>Average Score</u></b>	<b>74.4</b>						<b>74.4</b>		
School	76.6	q	q				76.6	q	q
District	78.6						78.6		
Province									
<b><u>Percent of Passes</u></b>	<b>94.1</b>						<b>94.1</b>		
School	93.6	p	q				93.6	p	q
District	96.3						96.3		
Province									

**Average Scores**



**Percent Passes**



\* Data from the High School Certification System. The results from supplementary courses are not reflected in these results. All students obtaining a score of 48 or 49 on the final mark, were adjusted to 50 and are reflected in the Final Mark column.



## High School Course Results 2002-03

District 9 - Avalon West

#287 - Dunne Memorial Academy, St. Mary's

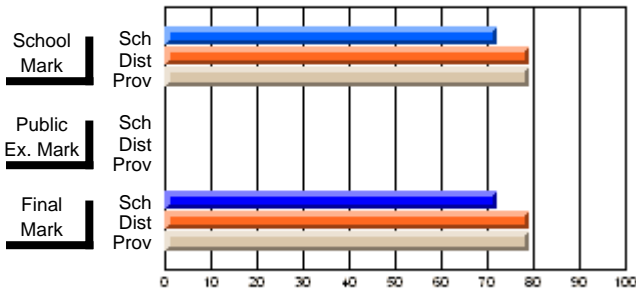
Grades: K-12

Course: PHYSICAL EDUCATION 2100

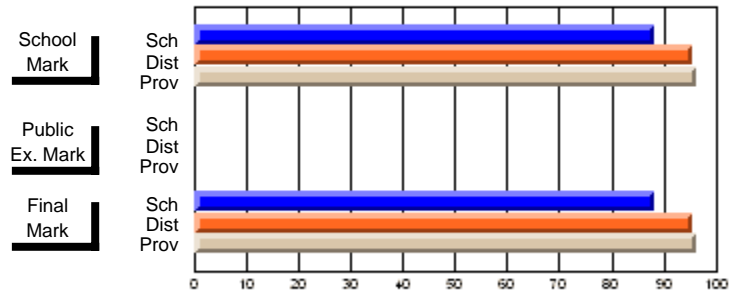
# students in course: 17

	<b>School Mark</b>	School vs District	School vs Province	<b>Public Exam Mark</b>	School vs District	School vs Province	<b>Final Mark</b>	School vs District	School vs Province
<b>Average Score</b>	<b>72.2</b>						<b>72.2</b>		
School	72.2						72.2		
District	79.0	q	q				79.0	q	q
Province	79.2						79.2		
<b>Percent of Passes</b>	<b>88.2</b>						<b>88.2</b>		
School	88.2						88.2		
District	95.6	q	q				95.6	q	q
Province	96.2						96.2		

**Average Scores**



**Percent Passes**



\* Data from the High School Certification System. The results from supplementary courses are not reflected in these results. All students obtaining a score of 48 or 49 on the final mark, were adjusted to 50 and are reflected in the Final Mark column.



## High School Course Results 2002-03

District 9 - Avalon West

#287 - Dunne Memorial Academy, St. Mary's

Grades: K-12

Course: PHYSICAL EDUCATION 3100			
# students in course: 11			
	School Mark	School vs District	School vs Province
<b>Average Score</b>	<b>58.5</b>		
School	58.5		
District	76.3	q	q
Province	77.3		
<b>Percent of Passes</b>	<b>81.8</b>		
School	81.8		
District	93.1	q	q
Province	94.8		

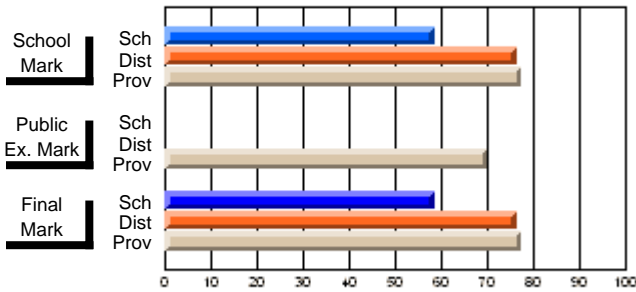
  

	Public Exam Mark	School vs District	School vs Province
<b>Public Exam Mark</b>	<b>70.0</b>		
School	70.0		
District	70.0		
Province	70.0		

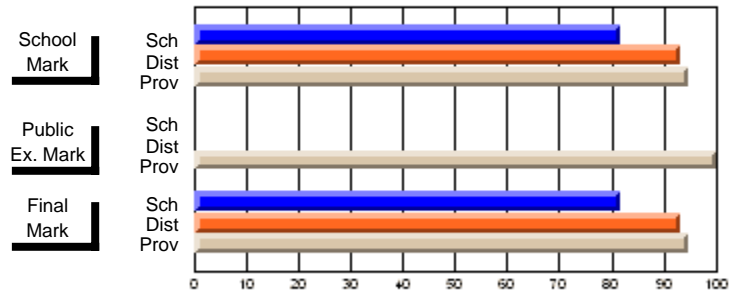
  

	Final Mark	School vs District	School vs Province
<b>Final Mark</b>	<b>58.5</b>		
School	58.5		
District	76.3	q	q
Province	77.3		

**Average Scores**



**Percent Passes**



\* Data from the High School Certification System. The results from supplementary courses are not reflected in these results. All students obtaining a score of 48 or 49 on the final mark, were adjusted to 50 and are reflected in the Final Mark column.



## High School Course Results 2002-03

District 9 - Avalon West

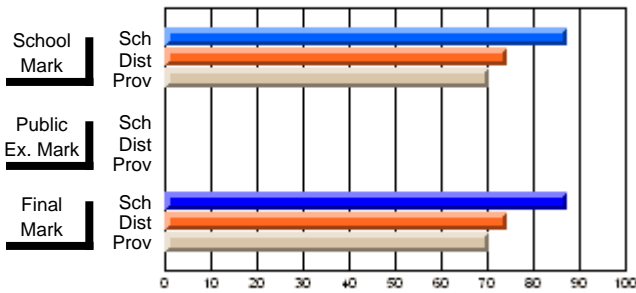
#287 - Dunne Memorial Academy, St. Mary's

Grades: K-12

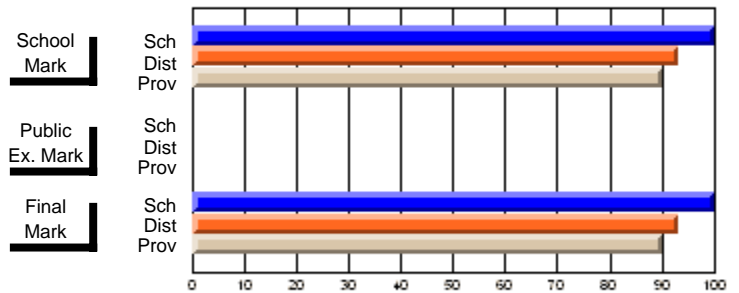
### Subject: Religious Education

Course: ETHICAL ISSUES 1104								
# students in course: 13								
	<b>School Mark</b>	School vs District	School vs Province		<b>Public Exam Mark</b>	School vs District	School vs Province	
<b><u>Average Score</u></b>	<b>87.5</b>							
School	87.5							
District	74.4	P	P					
Province	70.3							
<b><u>Percent of Passes</u></b>	<b>100.0</b>							
School	100.0							
District	93.1	P	P					
Province	90.1							

**Average Scores**



**Percent Passes**



\* Data from the High School Certification System. The results from supplementary courses are not reflected in these results. All students obtaining a score of 48 or 49 on the final mark, were adjusted to 50 and are reflected in the Final Mark column.





## High School Course Results 2002-03

District 9 - Avalon West

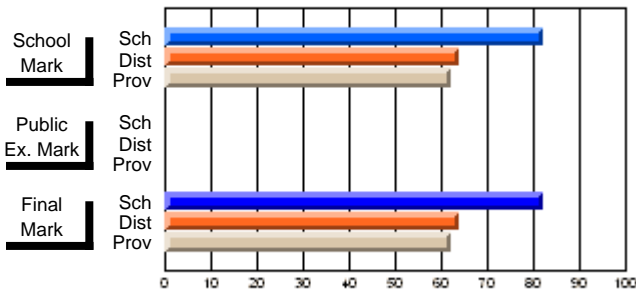
#287 - Dunne Memorial Academy, St. Mary's

Grades: K-12

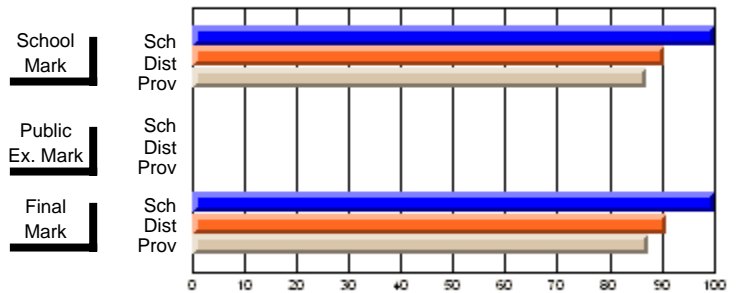
**Subject: Science**

Course: GENERAL SCIENCE 1200									
# students in course: 7									
	<b>School Mark</b>		School vs District	School vs Province		<b>Public Exam Mark</b>		School vs District	School vs Province
<b>Average Score</b>	<b>82.1</b>								
School	63.9		P	P				P	P
District	62.0								
Province									
<b>Final Mark</b>	<b>82.1</b>							P	P
School	64.0		P	P					
District	62.0								
Province									
<b>Percent of Passes</b>	<b>100.0</b>								
School	90.7		P	P				P	P
District	87.1								
Province									

**Average Scores**



**Percent Passes**



\* Data from the High School Certification System. The results from supplementary courses are not reflected in these results. All students obtaining a score of 48 or 49 on the final mark, were adjusted to 50 and are reflected in the Final Mark column.



## High School Course Results 2002-03

District 9 - Avalon West

#287 - Dunne Memorial Academy, St. Mary's

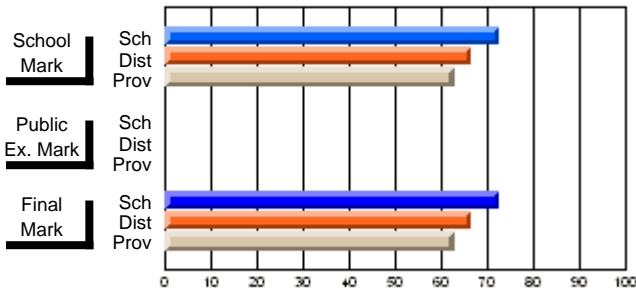
Grades: K-12

Course: SCIENCE/TECHNOLOGY/SOCIETY 2206			
# students in course: 11			
	<b>School Mark</b>	School vs District	School vs Province
<b>Average Score</b>	<b>72.6</b>		
School	72.6		
District	66.3	P	P
Province	62.8		
<b>Percent of Passes</b>			
School	<b>100.0</b>		
District	94.0	P	P
Province	88.6		

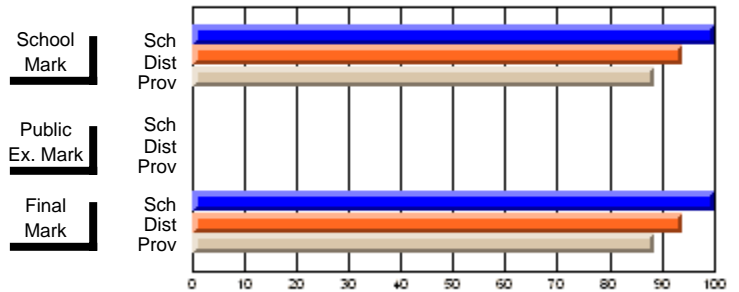
  

	<b>Public Exam Mark</b>	School vs District	School vs Province
<b>Final Mark</b>	<b>72.6</b>		
School	72.6		
District	66.3	P	P
Province	62.8		

**Average Scores**



**Percent Passes**



\* Data from the High School Certification System. The results from supplementary courses are not reflected in these results. All students obtaining a score of 48 or 49 on the final mark, were adjusted to 50 and are reflected in the Final Mark column.





## High School Course Results 2002-03

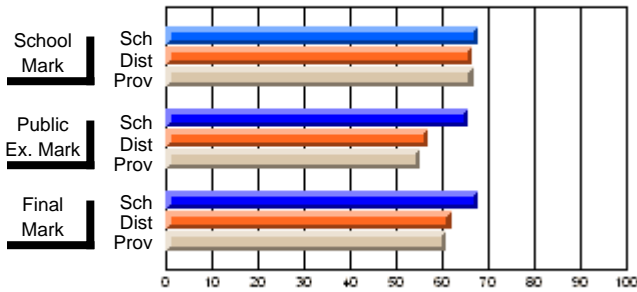
District 9 - Avalon West

#287 - Dunne Memorial Academy, St. Mary's

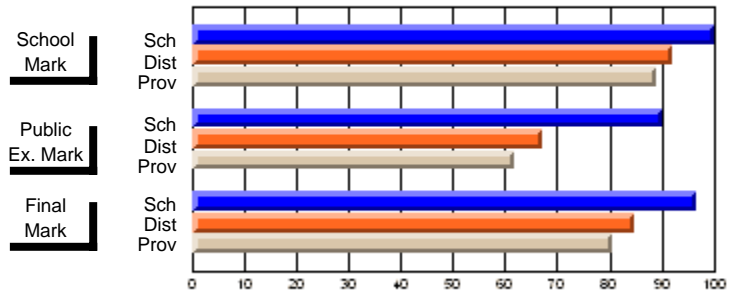
Grades: K-12

Course: BIOLOGY 3201			
# students in course: 31			
	<b>School Mark</b>	School vs District	School vs Province
<b>Average Score</b>	<b>67.7</b>		
School	66.5	P	P
District	66.7		
Province			
<b>Percent of Passes</b>	<b>100.0</b>		
School	92.1	P	P
District	89.1		
Province			
	<b>Public Exam Mark</b>	School vs District	School vs Province
<b>Average Score</b>	<b>65.6</b>		
School	57.0	P	P
District	55.4		
Province			
<b>Percent of Passes</b>	<b>90.3</b>		
School	67.2	P	P
District	61.6		
Province			
	<b>Final Mark</b>	School vs District	School vs Province
<b>Average Score</b>	<b>67.9</b>		
School	61.9	P	P
District	60.7		
Province			
<b>Percent of Passes</b>	<b>96.8</b>		
School	84.7	P	P
District	80.4		
Province			

**Average Scores**



**Percent Passes**



\* Data from the High School Certification System. The results from supplementary courses are not reflected in these results. All students obtaining a score of 48 or 49 on the final mark, were adjusted to 50 and are reflected in the Final Mark column.



## High School Course Results 2002-03

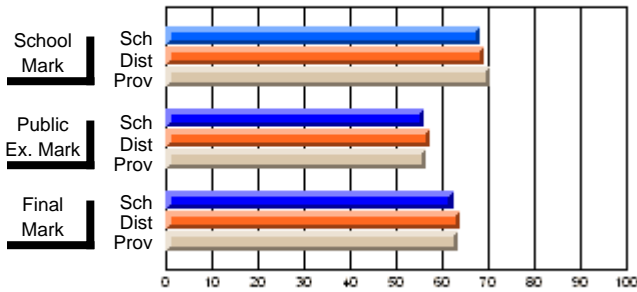
District 9 - Avalon West

#287 - Dunne Memorial Academy, St. Mary's

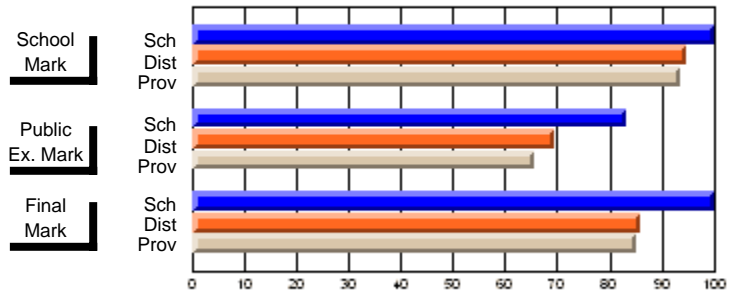
Grades: K-12

Course: PHYSICS 3204			
# students in course: 6			
	<b>School Mark</b>	School vs District	School vs Province
<b>Average Score</b>	<b>68.3</b>		
School	69.0	q	q
District	70.3		
Province			
<b>Percent of Passes</b>	<b>100.0</b>		
School	94.7	P	P
District	93.6		
Province			
	<b>Public Exam Mark</b>	School vs District	School vs Province
<b>Average Score</b>	<b>56.2</b>		
School	57.3	q	q
District	56.3		
Province			
<b>Percent of Passes</b>	<b>83.3</b>		
School	69.6	P	P
District	65.6		
Province			
	<b>Final Mark</b>	School vs District	School vs Province
<b>Average Score</b>	<b>62.3</b>		
School	63.9	q	q
District	63.4		
Province			
<b>Percent of Passes</b>	<b>100.0</b>		
School	86.0	P	P
District	85.1		
Province			

**Average Scores**



**Percent Passes**



\* Data from the High School Certification System. The results from supplementary courses are not reflected in these results. All students obtaining a score of 48 or 49 on the final mark, were adjusted to 50 and are reflected in the Final Mark column.



## High School Course Results 2002-03

District 9 - Avalon West

#287 - Dunne Memorial Academy, St. Mary's

Grades: K-12

Course: ENVIRONMENTAL SCIENCE 3205			
# students in course: 16			
	<b>School Mark</b>	School vs District	School vs Province
<b>Average Score</b>	<b>65.5</b>		
School	65.5		
District	67.3	q	P
Province	63.2		
<b>Percent of Passes</b>	<b>100.0</b>		
School	100.0		
District	93.4	P	P
Province	87.7		

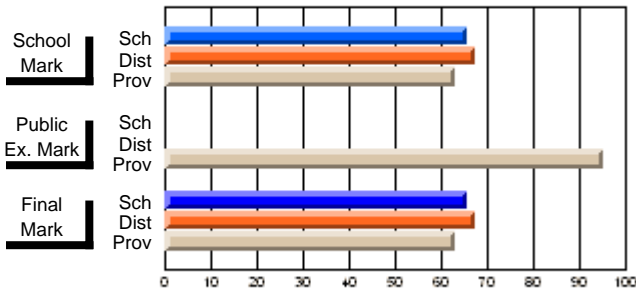
  

	<b>Public Exam Mark</b>	School vs District	School vs Province
<b>Public Exam Mark</b>	<b>95.0</b>		
School	95.0		
District	95.0		
Province	95.0		

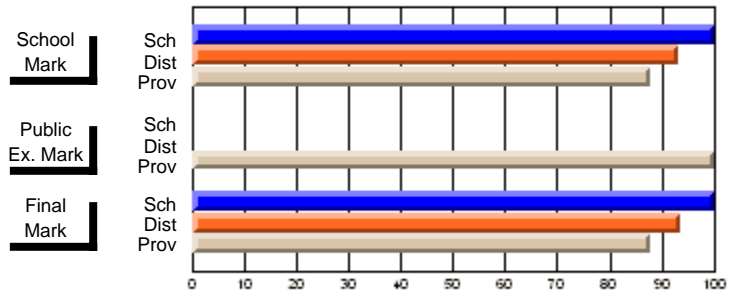
  

	<b>Final Mark</b>	School vs District	School vs Province
<b>Final Mark</b>	<b>65.5</b>		
School	65.5		
District	67.3	q	P
Province	63.1		
<b>Percent of Passes</b>	<b>100.0</b>		
School	100.0		
District	93.6	P	P
Province	87.8		

**Average Scores**



**Percent Passes**



\* Data from the High School Certification System. The results from supplementary courses are not reflected in these results. All students obtaining a score of 48 or 49 on the final mark, were adjusted to 50 and are reflected in the Final Mark column.





## High School Course Results 2002-03

District 9 - Avalon West

#287 - Dunne Memorial Academy, St. Mary's

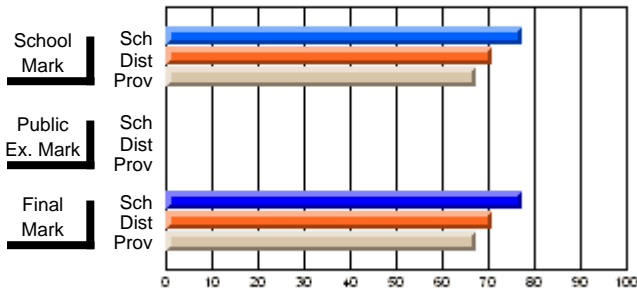
Grades: K-12

Course: CANADIAN GEOGRAPHY 1202			
# students in course: 9			
	<b>School Mark</b>	School vs District	School vs Province
<b>Average Score</b>	<b>77.3</b>		
School	77.3		
District	70.9	P	P
Province	67.3		
<b>Percent of Passes</b>			
School	<b>100.0</b>		
District	93.9	P	P
Province	88.9		

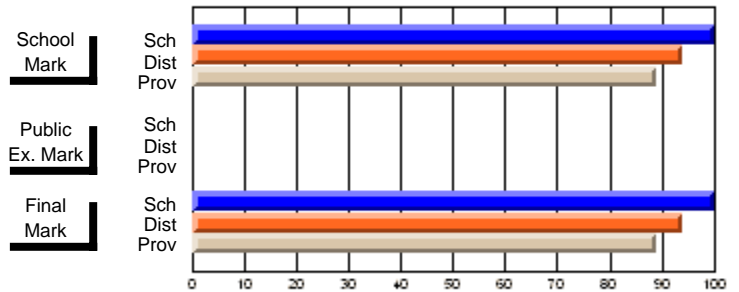
  

	<b>Public Exam Mark</b>	School vs District	School vs Province
<b>Final Mark</b>	<b>77.3</b>		
School	77.3		
District	70.9	P	P
Province	67.3		

**Average Scores**



**Percent Passes**



\* Data from the High School Certification System. The results from supplementary courses are not reflected in these results. All students obtaining a score of 48 or 49 on the final mark, were adjusted to 50 and are reflected in the Final Mark column.



## High School Course Results 2002-03

District 9 - Avalon West

#287 - Dunne Memorial Academy, St. Mary's

Grades: K-12

Course: WORLD GEOGRAPHY 3200			
# students in course: 8			
	<b>School Mark</b>	School vs District	School vs Province
<b>Average Score</b>	<b>52.0</b>		
School	61.8	q	q
District	60.4		
Province			
<b>Percent of Passes</b>	<b>75.0</b>		
School	92.6	q	q
District	90.3		
Province			

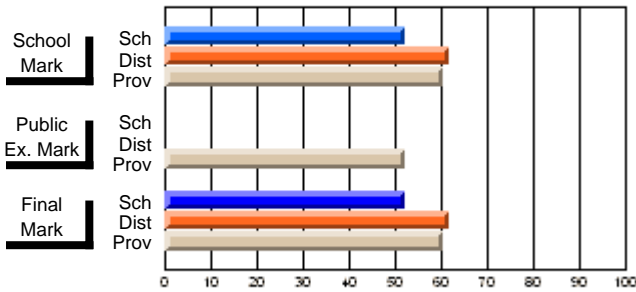
  

	<b>Public Exam Mark</b>	School vs District	School vs Province
<b>Public Exam Mark</b>	<b>52.1</b>		
School			
District			
Province			

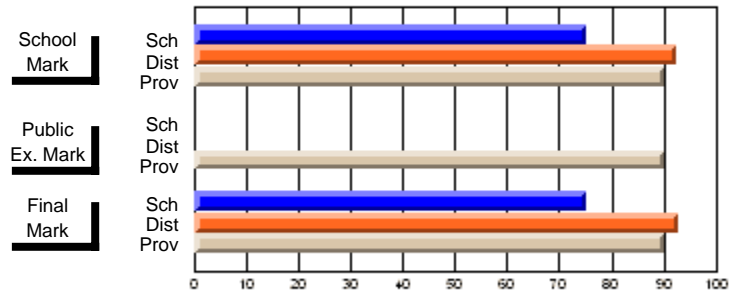
  

	<b>Final Mark</b>	School vs District	School vs Province
<b>Final Mark</b>	<b>52.0</b>		
School	61.8	q	q
District	60.4		
Province			

**Average Scores**



**Percent Passes**



\* Data from the High School Certification System. The results from supplementary courses are not reflected in these results. All students obtaining a score of 48 or 49 on the final mark, were adjusted to 50 and are reflected in the Final Mark column.



## High School Course Results 2002-03

District 9 - Avalon West

#287 - Dunne Memorial Academy, St. Mary's

Grades: K-12

Course: WORLD GEOGRAPHY 3202			
# students in course: 18			
	<b>School Mark</b>	School vs District	School vs Province
<b>Average Score</b>			
School	<b>73.6</b>		
District	67.6	P	P
Province	68.4		
<b>Percent of Passes</b>			
School	<b>100.0</b>		
District	94.0	P	P
Province	91.6		

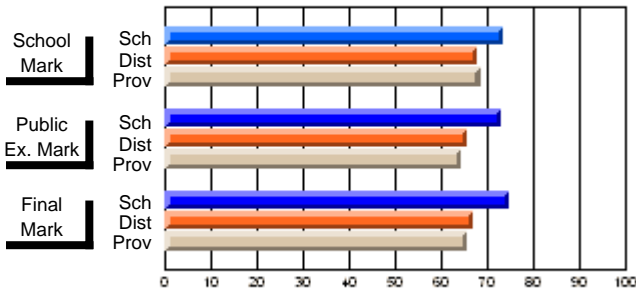
  

	<b>Public Exam Mark</b>	School vs District	School vs Province
<b>Public Exam Mark</b>			
School	<b>73.2</b>		
District	65.6	P	P
Province	64.2		

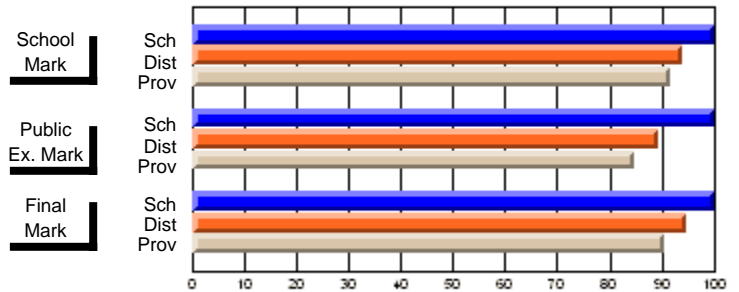
  

	<b>Final Mark</b>	School vs District	School vs Province
<b>Final Mark</b>			
School	<b>74.6</b>		
District	66.8	P	P
Province	65.7		

**Average Scores**



**Percent Passes**



\* Data from the High School Certification System. The results from supplementary courses are not reflected in these results. All students obtaining a score of 48 or 49 on the final mark, were adjusted to 50 and are reflected in the Final Mark column.



## High School Course Results 2002-03

District 9 - Avalon West

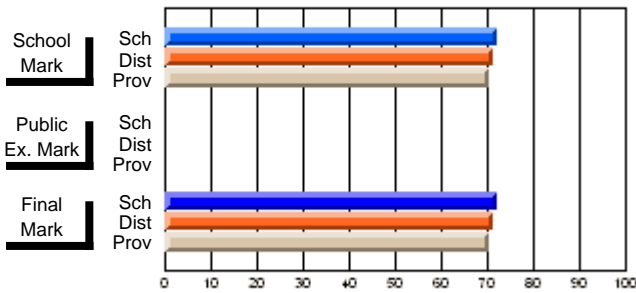
#287 - Dunne Memorial Academy, St. Mary's

Grades: K-12

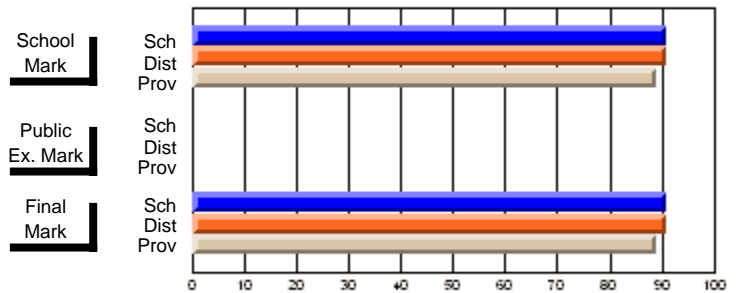
**Subject: Guidance**

Course: CAREER EXPLORATION 1101									
# students in course: 11									
	<b>School Mark</b>	School vs District	School vs Province	<b>Public Exam Mark</b>	School vs District	School vs Province	<b>Final Mark</b>	School vs District	School vs Province
<b><u>Average Score</u></b>	<b>72.1</b>						<b>72.1</b>		
School	71.3	p	p				71.3	p	p
District	70.2						70.2		
Province									
<b><u>Percent of Passes</u></b>	<b>90.9</b>						<b>90.9</b>		
School	91.1	q	p				91.1	q	p
District	88.9						88.9		
Province									

**Average Scores**



**Percent Passes**



\* Data from the High School Certification System. The results from supplementary courses are not reflected in these results. All students obtaining a score of 48 or 49 on the final mark, were adjusted to 50 and are reflected in the Final Mark column.





## High School Course Results 2002-03

District 9 - Avalon West

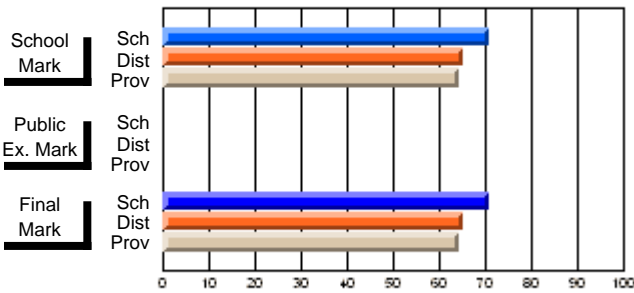
#287 - Dunne Memorial Academy, St. Mary's

Grades: K-12

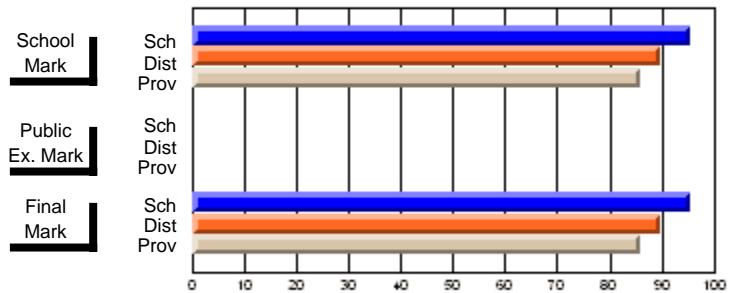
**Subject: Science**

Course: SCIENCE 1206								
# students in course: 23								
	<b>School Mark</b>	School vs District	School vs Province		<b>Public Exam Mark</b>	School vs District	School vs Province	
<b><u>Average Score</u></b>	<b>71.0</b>							
School	65.2	P	P		<b>71.0</b>			
District	65.2	P	P		65.2	P	P	
Province	64.3				64.3			
<b><u>Percent of Passes</u></b>								
School	<b>95.7</b>				<b>95.7</b>			
District	89.6	P	P		89.6	P	P	
Province	85.9				85.9			

**Average Scores**



**Percent Passes**



\* Data from the High School Certification System. The results from supplementary courses are not reflected in these results. All students obtaining a score of 48 or 49 on the final mark, were adjusted to 50 and are reflected in the Final Mark column.



## High School Course Results 2002-03

District 9 - Avalon West

#287 - Dunne Memorial Academy, St. Mary's

Grades: K-12

Course: BIOLOGY 2201			
# students in course: 23			
	<b>School Mark</b>	School vs District	School vs Province
<b>Average Score</b>	<b>67.7</b>		
School	67.7		
District	64.5	P	P
Province	64.5		
<b>Percent of Passes</b>			
School	<b>95.7</b>		
District	88.3	P	P
Province	86.9		

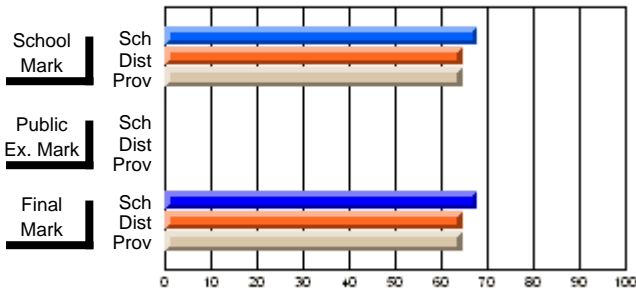
  

	<b>Public Exam Mark</b>	School vs District	School vs Province
<b>Public Exam Mark</b>			
School			
District			
Province			

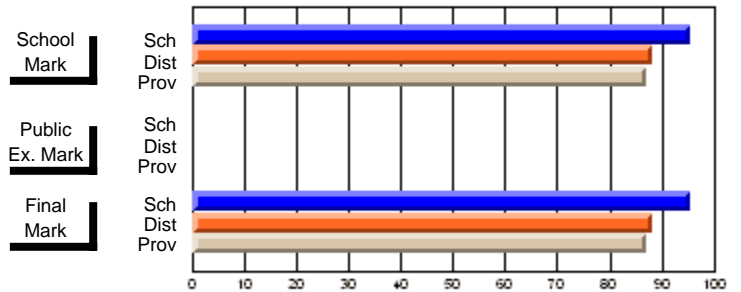
  

	<b>Final Mark</b>	School vs District	School vs Province
<b>Final Mark</b>	<b>67.7</b>		
School	67.7		
District	64.5	P	P
Province	64.5		

**Average Scores**



**Percent Passes**



\* Data from the High School Certification System. The results from supplementary courses are not reflected in these results. All students obtaining a score of 48 or 49 on the final mark, were adjusted to 50 and are reflected in the Final Mark column.



## High School Course Results 2002-03

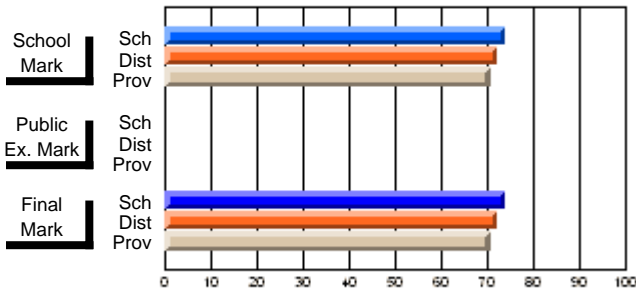
District 9 - Avalon West

#287 - Dunne Memorial Academy, St. Mary's

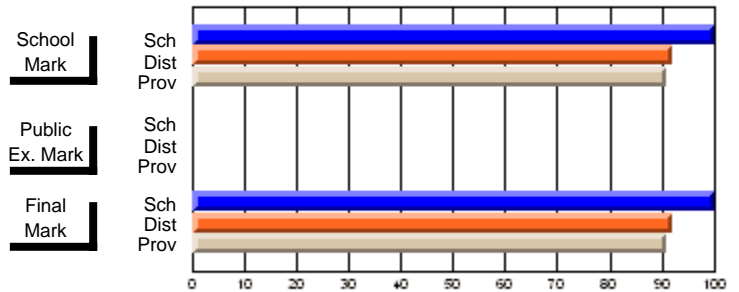
Grades: K-12

<b>Course: CHEMISTRY 2202</b>						
# students in course: 14						
	<b>School Mark</b>	School vs District	School vs Province	<b>Public Exam Mark</b>	School vs District	School vs Province
<b>Average Score</b>	<b>74.0</b>					
School	71.9	P	P			
District	70.6					
Province						
<b>Percent of Passes</b>	<b>100.0</b>					
School	92.0	P	P			
District	91.1					
Province						

**Average Scores**



**Percent Passes**



\* Data from the High School Certification System. The results from supplementary courses are not reflected in these results. All students obtaining a score of 48 or 49 on the final mark, were adjusted to 50 and are reflected in the Final Mark column.





High School Course Results  
2002-03

District 9 - Avalon West

#287 - Dunne Memorial Academy, St. Mary's

Grades: K-12

---

\* Data from the High School Certification System. The results from supplementary courses are not reflected in these results. All students obtaining a score of 48 or 49 on the final mark, were adjusted to 50 and are reflected in the Final Mark column.

Modification Time: 3:57:46PM

Modification Date: 2/27/2006

Source: Evaluation & Research



## High School Course Results 2002-03

District 9 - Avalon West

#464 - Crescent Collegiate, Blaketown

Grades: 7-12

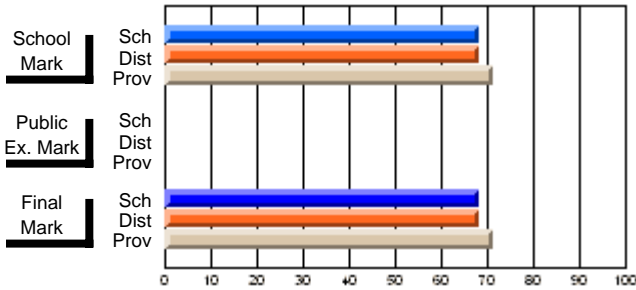
**Subject: Art**

Course: ART TECHNOLOGIES 1201			
# students in course: 51			
	<b>School Mark</b>	School vs District	School vs Province
<b>Average Score</b>			
School	<b>68.3</b>		
District	68.0	P	Q
Province	71.4		
<b>Percent of Passes</b>			
School	<b>92.2</b>		
District	91.3	P	Q
Province	92.3		

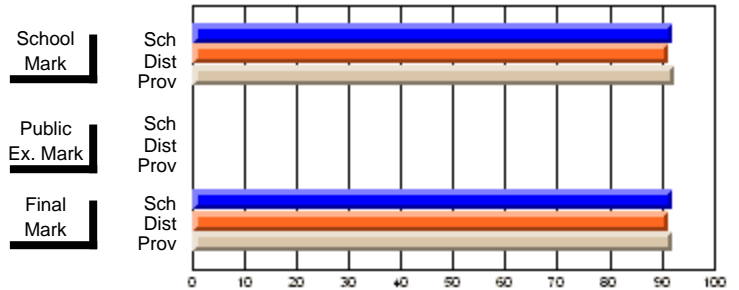
  

	<b>Public Exam Mark</b>	School vs District	School vs Province
<b>Final Mark</b>			
School	<b>68.3</b>		
District	68.0	P	Q
Province	71.4		

**Average Scores**



**Percent Passes**



\* Data from the High School Certification System. The results from supplementary courses are not reflected in these results. All students obtaining a score of 48 or 49 on the final mark, were adjusted to 50 and are reflected in the Final Mark column.



## High School Course Results 2002-03

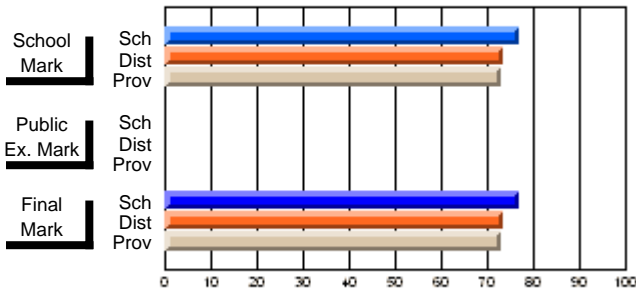
District 9 - Avalon West

#464 - Crescent Collegiate, Blaketown

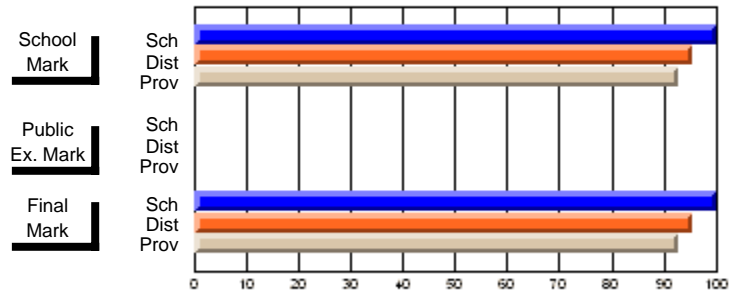
Grades: 7-12

Course: ART & DESIGN 2200			
# students in course: 17			
	<b>School Mark</b>	School vs District	School vs Province
<b>Average Score</b>	<b>76.9</b>		
School	76.9		
District	73.4	P	P
Province	72.9		
<b>Percent of Passes</b>	<b>100.0</b>		
School	100.0		
District	95.6	P	P
Province	92.9		

**Average Scores**



**Percent Passes**



\* Data from the High School Certification System. The results from supplementary courses are not reflected in these results. All students obtaining a score of 48 or 49 on the final mark, were adjusted to 50 and are reflected in the Final Mark column.







## High School Course Results 2002-03

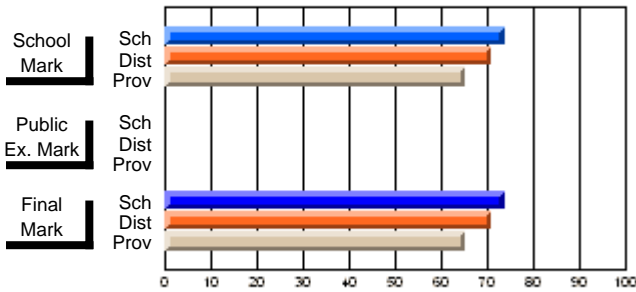
District 9 - Avalon West

#464 - Crescent Collegiate, Blaketown

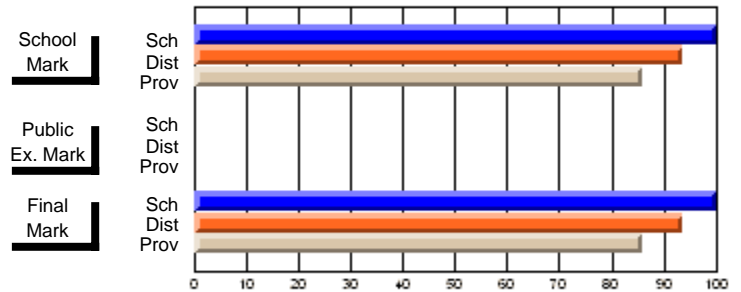
Grades: 7-12

<b>Course: CANADIAN ECONOMY 2203</b>									
# students in course: 53									
	<b>School Mark</b>	School vs District	School vs Province	<b>Public Exam Mark</b>	School vs District	School vs Province	<b>Final Mark</b>	School vs District	School vs Province
<b><u>Average Score</u></b>	<b>73.6</b>						<b>73.6</b>		
School	70.7	P	P				70.7	P	P
District	65.1						65.1	P	P
Province							65.1		
<b><u>Percent of Passes</u></b>									
School	<b>100.0</b>						<b>100.0</b>		
District	93.8	P	P				93.8	P	P
Province	85.8						85.8	P	P

**Average Scores**



**Percent Passes**



\* Data from the High School Certification System. The results from supplementary courses are not reflected in these results. All students obtaining a score of 48 or 49 on the final mark, were adjusted to 50 and are reflected in the Final Mark column.



## High School Course Results 2002-03

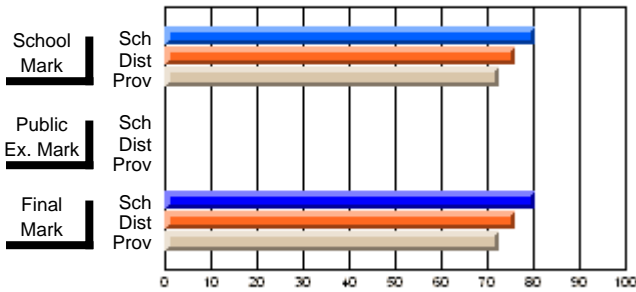
District 9 - Avalon West

#464 - Crescent Collegiate, Blaketown

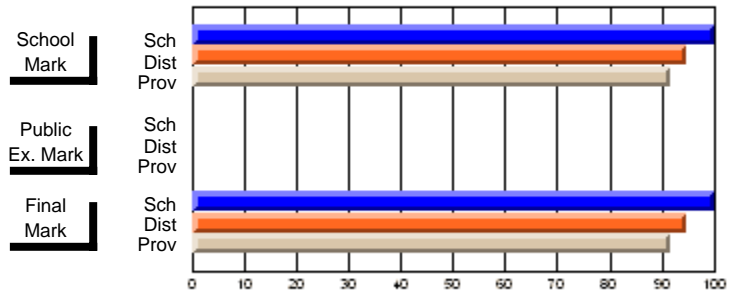
Grades: 7-12

Course: ENTERPRISE 3205											
# students in course: 74											
	<b>School Mark</b>	School vs District	School vs Province		<b>Public Exam Mark</b>	School vs District	School vs Province		<b>Final Mark</b>	School vs District	School vs Province
<b><u>Average Score</u></b>	<b>80.3</b>								<b>80.3</b>		
School	76.2	P	P						76.2	P	P
District	72.6								72.6		
Province											
<b><u>Percent of Passes</u></b>	<b>100.0</b>								<b>100.0</b>		
School	94.7	P	P						94.7	P	P
District	91.7								91.7		
Province											

**Average Scores**



**Percent Passes**



\* Data from the High School Certification System. The results from supplementary courses are not reflected in these results. All students obtaining a score of 48 or 49 on the final mark, were adjusted to 50 and are reflected in the Final Mark column.



## High School Course Results 2002-03

District 9 - Avalon West

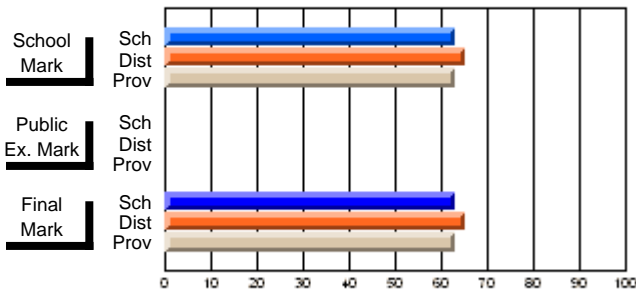
#464 - Crescent Collegiate, Blaketown

Grades: 7-12

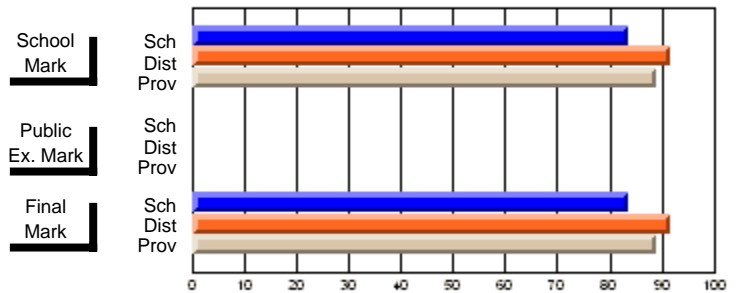
### Subject: English Language

Course: ENGLISH 1200								
# students in course: 43								
	<b>School Mark</b>	School vs District	School vs Province		<b>Public Exam Mark</b>	School vs District	School vs Province	
<b><u>Average Score</u></b>								
School	<b>63.0</b>							
District	65.0	q	p					
Province	62.9							
<b><u>Percent of Passes</u></b>								
School	<b>83.7</b>							
District	91.8	q	q					
Province	88.9							

**Average Scores**



**Percent Passes**



\* Data from the High School Certification System. The results from supplementary courses are not reflected in these results. All students obtaining a score of 48 or 49 on the final mark, were adjusted to 50 and are reflected in the Final Mark column.





## High School Course Results 2002-03

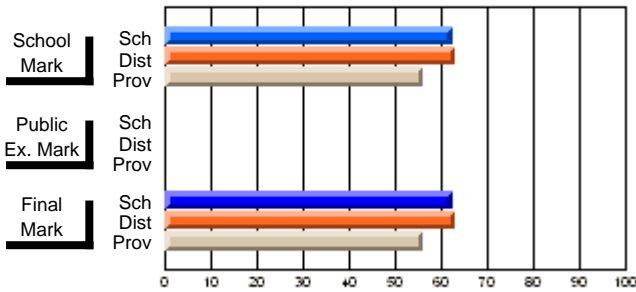
District 9 - Avalon West

#464 - Crescent Collegiate, Blaketown

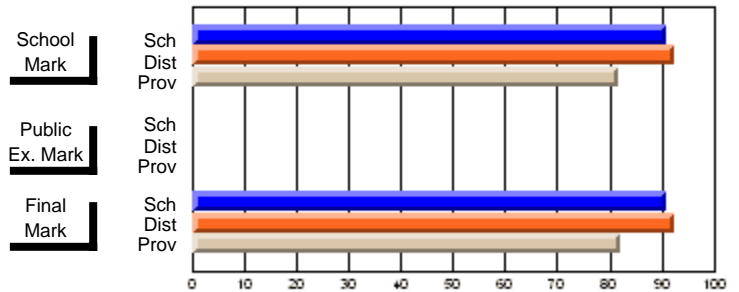
Grades: 7-12

Course: ENGLISH 1202			
# students in course: 45			
	<b>School Mark</b>	School vs District	School vs Province
<b>Average Score</b>	<b>62.4</b>		
School	62.4		
District	63.2	q	p
Province	56.0		
<b>Percent of Passes</b>			
School	<b>91.1</b>		
District	92.6	q	p
Province	81.9		
	<b>Public Exam Mark</b>	School vs District	School vs Province
	<b>Final Mark</b>	School vs District	School vs Province
	<b>62.4</b>		
	62.4		
	63.2	q	p
	56.0		
	<b>91.1</b>		
	91.1		
	92.6	q	p
	82.0		

**Average Scores**



**Percent Passes**



\* Data from the High School Certification System. The results from supplementary courses are not reflected in these results. All students obtaining a score of 48 or 49 on the final mark, were adjusted to 50 and are reflected in the Final Mark column.



## High School Course Results 2002-03

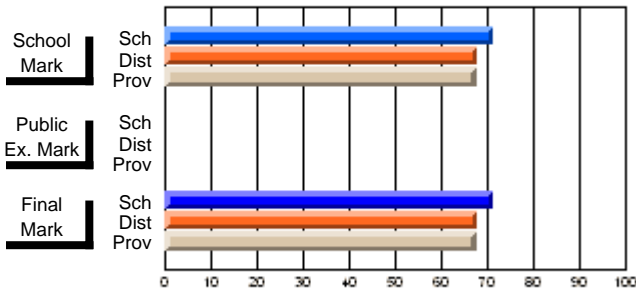
District 9 - Avalon West

#464 - Crescent Collegiate, Blaketown

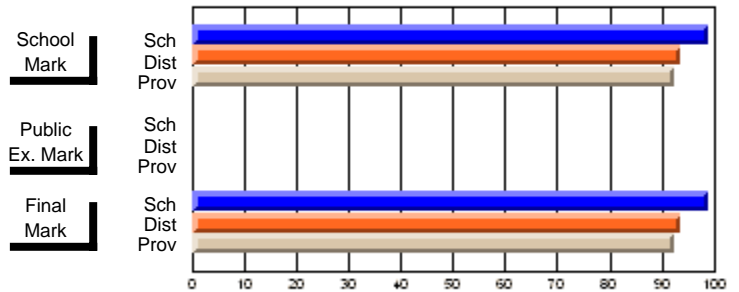
Grades: 7-12

Course: ENGLISH 2201			
# students in course: 89			
	<b>School Mark</b>	School vs District	School vs Province
<b>Average Score</b>	<b>71.1</b>		
School	67.9	P	P
District	67.6		
Province			
<b>Percent of Passes</b>	<b>98.9</b>		
School	93.8	P	P
District	92.3		
Province			

**Average Scores**



**Percent Passes**



\* Data from the High School Certification System. The results from supplementary courses are not reflected in these results. All students obtaining a score of 48 or 49 on the final mark, were adjusted to 50 and are reflected in the Final Mark column.





## High School Course Results 2002-03

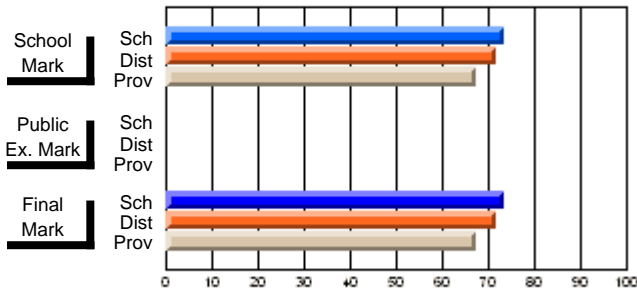
District 9 - Avalon West

#464 - Crescent Collegiate, Blaketown

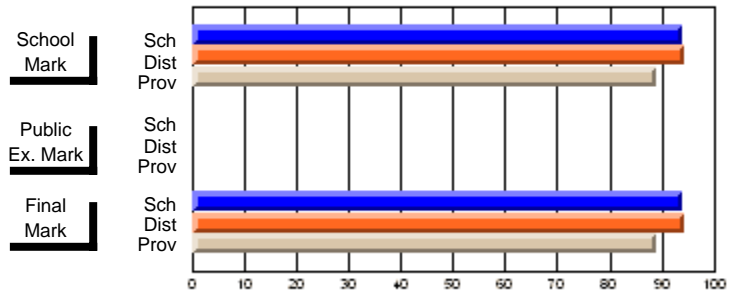
Grades: 7-12

Course: WRITING 2203											
# students in course: 101											
		<b>School Mark</b>	School vs District	School vs Province			<b>Public Exam Mark</b>	School vs District	School vs Province		
		<b>73.6</b>									
<b>Average Score</b>		71.6	P	P			71.6	P	P		
School		67.4					67.4				
District											
Province											
		<b>94.1</b>					<b>94.1</b>				
<b>Percent of Passes</b>		94.4	Q	P			94.4	Q	P		
School		89.0					89.0				
District											
Province											

**Average Scores**



**Percent Passes**



\* Data from the High School Certification System. The results from supplementary courses are not reflected in these results. All students obtaining a score of 48 or 49 on the final mark, were adjusted to 50 and are reflected in the Final Mark column.





## High School Course Results 2002-03

District 9 - Avalon West

#464 - Crescent Collegiate, Blaketown

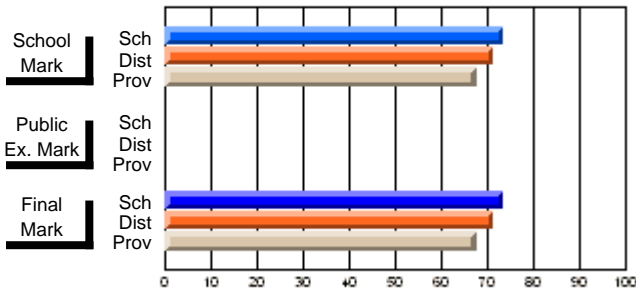
Grades: 7-12

Course: LANGUAGE 3101			
# students in course: 90			
	<b>School Mark</b>	School vs District	School vs Province
<b>Average Score</b>	<b>73.3</b>		
School	73.3		
District	71.3	P	P
Province	67.6		
<b>Percent of Passes</b>			
School	<b>98.9</b>		
District	97.0	P	P
Province	92.9		

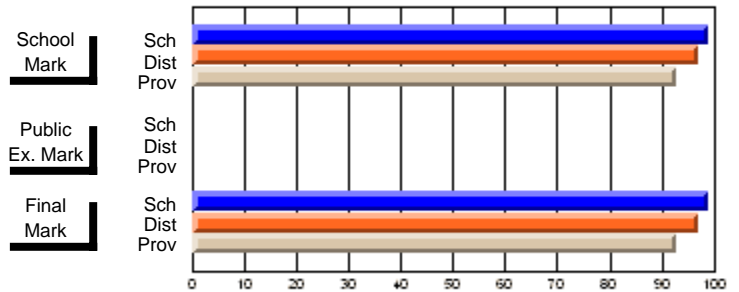
  

	<b>Public Exam Mark</b>	School vs District	School vs Province
<b>Final Mark</b>	<b>73.3</b>		
School	73.3		
District	71.3	P	P
Province	67.5		

**Average Scores**



**Percent Passes**



\* Data from the High School Certification System. The results from supplementary courses are not reflected in these results. All students obtaining a score of 48 or 49 on the final mark, were adjusted to 50 and are reflected in the Final Mark column.



## High School Course Results 2002-03

District 9 - Avalon West

#464 - Crescent Collegiate, Blaketown

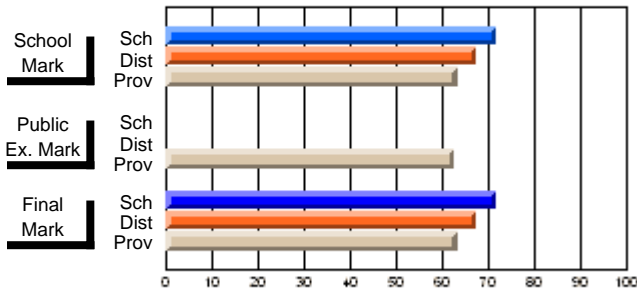
Grades: 7-12

Course: BUSINESS ENGLISH 3102			
# students in course: 27			
	School Mark	School vs District	School vs Province
<b>Average Score</b>	<b>71.6</b>		
School	67.5	P	P
District	63.2		
Province			
<b>Percent of Passes</b>	<b>100.0</b>		
School	94.8	P	P
District	90.1		
Province			

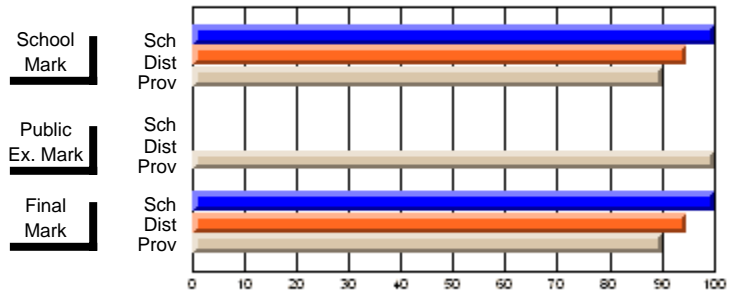
  

	Public Exam Mark	School vs District	School vs Province
	62.5		
<b>Final Mark</b>	<b>71.6</b>		
School	67.5	P	P
District	63.2		
Province			
<b>Final Mark</b>	<b>100.0</b>		
School	94.8	P	P
District	90.1		
Province			

**Average Scores**



**Percent Passes**



\* Data from the High School Certification System. The results from supplementary courses are not reflected in these results. All students obtaining a score of 48 or 49 on the final mark, were adjusted to 50 and are reflected in the Final Mark column.



## High School Course Results 2002-03

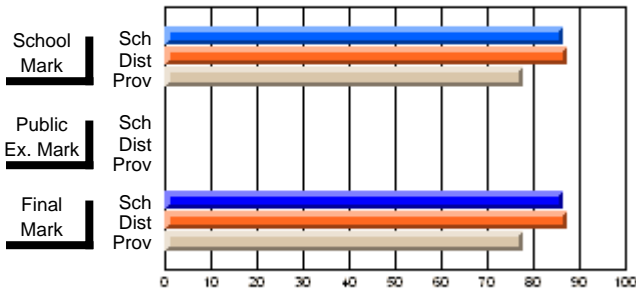
District 9 - Avalon West

#464 - Crescent Collegiate, Blaketown

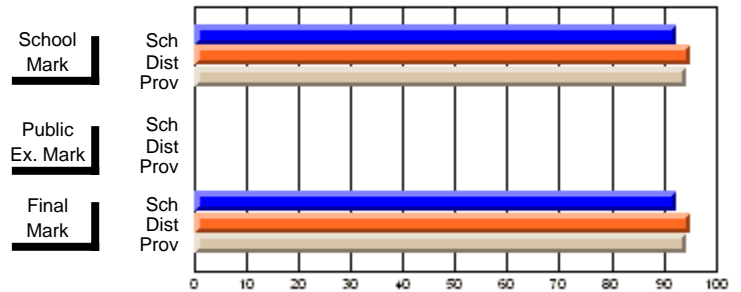
Grades: 7-12

Course: ADVANCED WRITING 3103			
# students in course: 13			
	School Mark	School vs District	School vs Province
<b>Average Score</b>	<b>86.5</b>		
School	86.5		
District	87.5	q	p
Province	77.9		
<b>Percent of Passes</b>	<b>92.3</b>		
School	92.3		
District	95.0	q	q
Province	94.2		

**Average Scores**



**Percent Passes**



\* Data from the High School Certification System. The results from supplementary courses are not reflected in these results. All students obtaining a score of 48 or 49 on the final mark, were adjusted to 50 and are reflected in the Final Mark column.



## High School Course Results 2002-03

District 9 - Avalon West

#464 - Crescent Collegiate, Blaketown

Grades: 7-12

### Subject: English Literature

Course: THEMATIC LITERATURE 3201			
# students in course: 61			
	<b>School Mark</b>	School vs District	School vs Province
<b>Average Score</b>			
School	<b>75.0</b>		
District	64.9	p	p
Province	64.4		
<b>Percent of Passes</b>			
School	<b>100.0</b>		
District	89.7	p	p
Province	85.9		

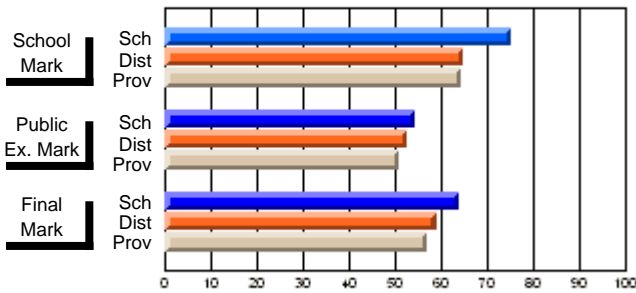
  

	<b>Public Exam Mark</b>	School vs District	School vs Province
<b>Public Exam Mark</b>			
School	<b>54.3</b>		
District	52.7	p	p
Province	50.9		

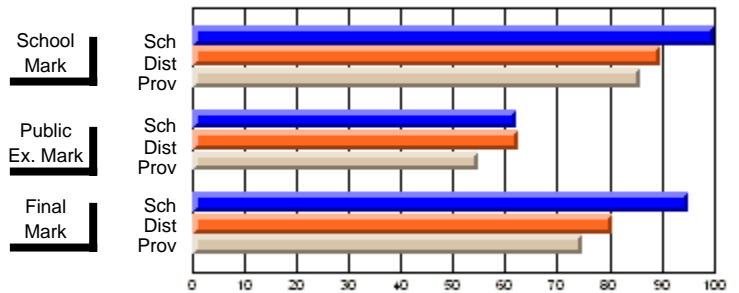
  

	<b>Final Mark</b>	School vs District	School vs Province
<b>Final Mark</b>			
School	<b>63.9</b>		
District	58.9	p	p
Province	57.1		

**Average Scores**



**Percent Passes**



\* Data from the High School Certification System. The results from supplementary courses are not reflected in these results. All students obtaining a score of 48 or 49 on the final mark, were adjusted to 50 and are reflected in the Final Mark column.



## High School Course Results 2002-03

District 9 - Avalon West

#464 - Crescent Collegiate, Blaketown

Grades: 7-12

Course: LITERARY HERITAGE 3202			
# students in course: 20			
	<b>School Mark</b>	School vs District	School vs Province
<b>Average Score</b>	<b>80.8</b>		
School	80.8		
District	69.8	P	P
Province	69.7		
<b>Percent of Passes</b>			
School	<b>100.0</b>		
District	94.9	P	P
Province	92.6		

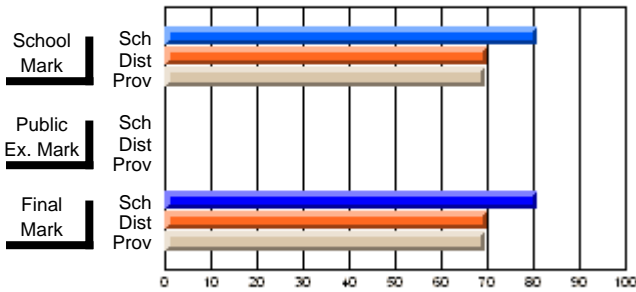
  

	<b>Public Exam Mark</b>	School vs District	School vs Province
<b>Final Mark</b>	<b>80.8</b>		
School	80.8		
District	69.8	P	P
Province	69.6		

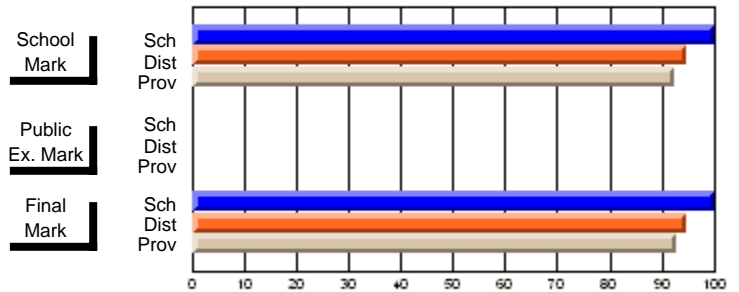
  

	<b>Final Mark</b>	School vs District	School vs Province
<b>Final Mark</b>	<b>100.0</b>		
School	100.0		
District	94.9	P	P
Province	92.7		

**Average Scores**



**Percent Passes**



\* Data from the High School Certification System. The results from supplementary courses are not reflected in these results. All students obtaining a score of 48 or 49 on the final mark, were adjusted to 50 and are reflected in the Final Mark column.



## High School Course Results 2002-03

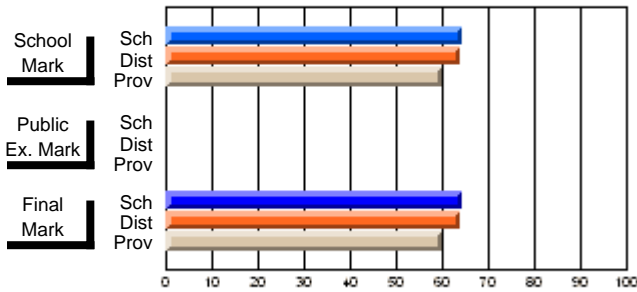
District 9 - Avalon West

#464 - Crescent Collegiate, Blaketown

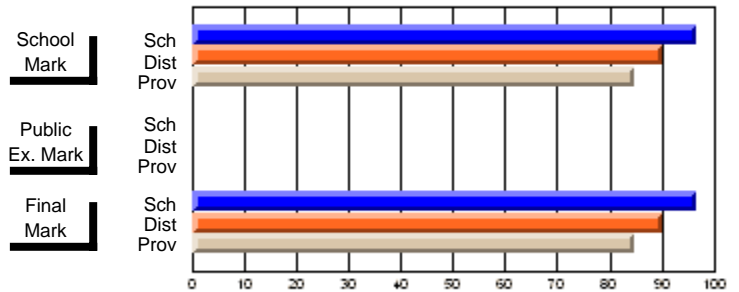
Grades: 7-12

Course: FOLK LITERATURE 3203						
# students in course: 57						
	<b>School Mark</b>	School vs District	School vs Province	<b>Public Exam Mark</b>	School vs District	School vs Province
<b>Average Score</b>	<b>64.3</b>					
School	64.3					
District	64.0	P	P			
Province	59.9					
<b>Percent of Passes</b>						
School	<b>96.5</b>					
District	90.3	P	P			
Province	84.7					
				<b>Final Mark</b>	School vs District	School vs Province
				<b>64.3</b>		
				64.0	P	P
				59.9		
				<b>96.5</b>		
				90.3	P	P
				84.8		

**Average Scores**



**Percent Passes**



\* Data from the High School Certification System. The results from supplementary courses are not reflected in these results. All students obtaining a score of 48 or 49 on the final mark, were adjusted to 50 and are reflected in the Final Mark column.



**High School Course Results  
2002-03**

District 9 - Avalon West

#464 - Crescent Collegiate, Blaketown

Grades: 7-12

Course: LITERATURE/COMPOSITION AP 4222				School data has 5 or fewer students. Data withheld for reasons of confidentiality.			
# students in course: 2				<b>Public Exam Mark</b>		<b>Final Mark</b>	
	<b>School Mark</b>	School vs District	School vs Province	School vs District	School vs Province	School vs District	School vs Province
<b>Average Score</b>							
School							
District	82.8	P	P			82.8	P
Province	78.9					78.9	P
<b>Percent of Passes</b>							
School							
District	100.0	P	P			100.0	P
Province	98.7					98.7	P

\* Data from the High School Certification System. The results from supplementary courses are not reflected in these results. All students obtaining a score of 48 or 49 on the final mark, were adjusted to 50 and are reflected in the Final Mark column.



## High School Course Results 2002-03

District 9 - Avalon West

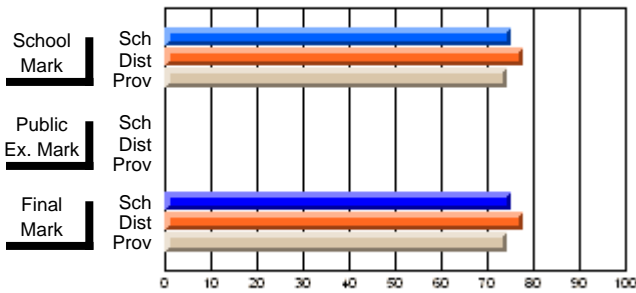
#464 - Crescent Collegiate, Blaketown

Grades: 7-12

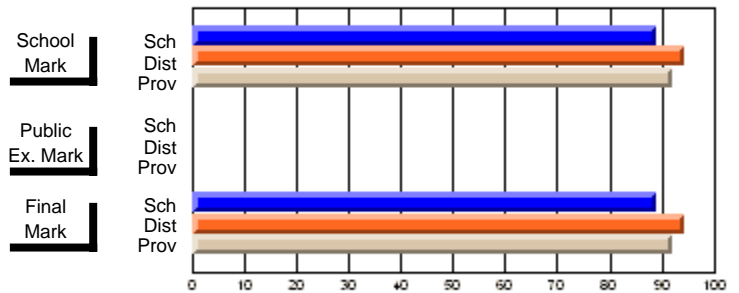
### Subject: Family Studies

Course: CLOTHING 1101								
# students in course: 54								
	<b>School Mark</b>	School vs District	School vs Province		<b>Public Exam Mark</b>	School vs District	School vs Province	
<b><u>Average Score</u></b>	<b>75.3</b>							
School	77.8	q	p					
District	74.3							
Province								
<b><u>Percent of Passes</u></b>	<b>88.9</b>							
School	94.3	q	q					
District	92.0							
Province								

**Average Scores**



**Percent Passes**



\* Data from the High School Certification System. The results from supplementary courses are not reflected in these results. All students obtaining a score of 48 or 49 on the final mark, were adjusted to 50 and are reflected in the Final Mark column.





## High School Course Results 2002-03

District 9 - Avalon West

#464 - Crescent Collegiate, Blaketown

Grades: 7-12

Course: FAMILY LIVING 2200			
# students in course: 95			
	<b>School Mark</b>	School vs District	School vs Province
<b>Average Score</b>	<b>70.9</b>		
School	70.9		
District	71.1	q	P
Province	68.5		
<b>Percent of Passes</b>			
School	<b>95.8</b>		
District	92.5	P	P
Province	89.4		

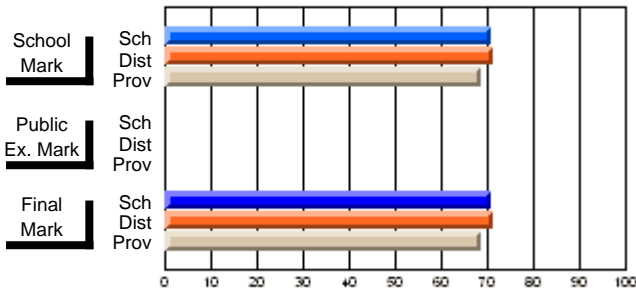
  

	<b>Public Exam Mark</b>	School vs District	School vs Province
<b>Final Mark</b>	<b>70.9</b>		
School	70.9		
District	71.1	q	P
Province	68.5		

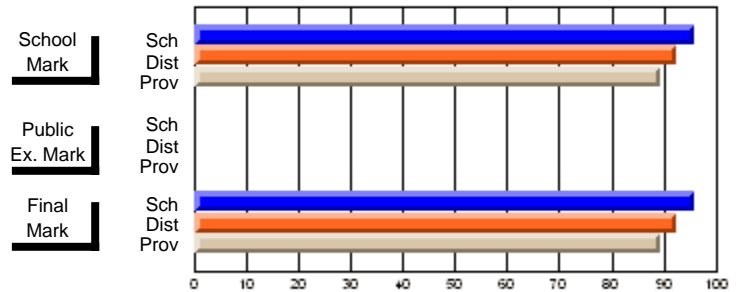
  

	<b>Final Mark</b>	School vs District	School vs Province
<b>Final Mark</b>	<b>95.8</b>		
School	95.8		
District	92.5	P	P
Province	89.5		

**Average Scores**



**Percent Passes**



\* Data from the High School Certification System. The results from supplementary courses are not reflected in these results. All students obtaining a score of 48 or 49 on the final mark, were adjusted to 50 and are reflected in the Final Mark column.







## High School Course Results 2002-03

District 9 - Avalon West

#464 - Crescent Collegiate, Blaketown

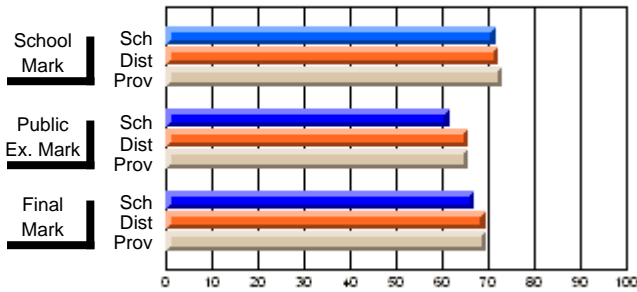
Grades: 7-12

Course: FRENCH 3200			
# students in course: 42			
	<b>School Mark</b>	School vs District	School vs Province
<b>Average Score</b>			
School	<b>71.5</b>		
District	72.2	q	q
Province	73.1		
<b>Percent of Passes</b>			
School	<b>100.0</b>		
District	97.4	p	p
Province	97.4		

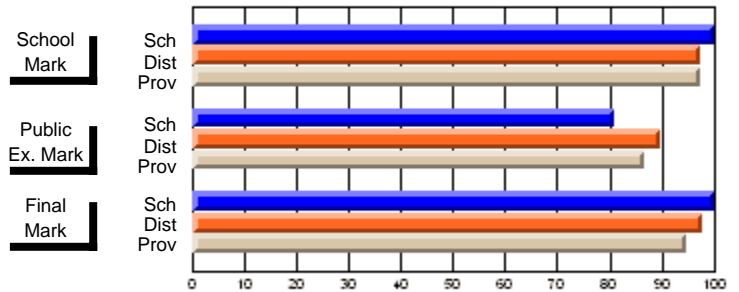
  

	<b>Public Exam Mark</b>	School vs District	School vs Province
<b>Public Exam Mark</b>			
School	<b>61.5</b>		
District	65.6	q	q
Province	65.7		
<b>Final Mark</b>			
School	<b>66.8</b>		
District	69.3	q	q
Province	69.4		

**Average Scores**



**Percent Passes**



\* Data from the High School Certification System. The results from supplementary courses are not reflected in these results. All students obtaining a score of 48 or 49 on the final mark, were adjusted to 50 and are reflected in the Final Mark column.



## High School Course Results 2002-03

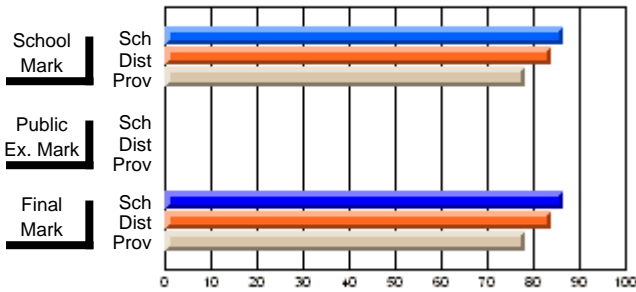
District 9 - Avalon West

#464 - Crescent Collegiate, Blaketown

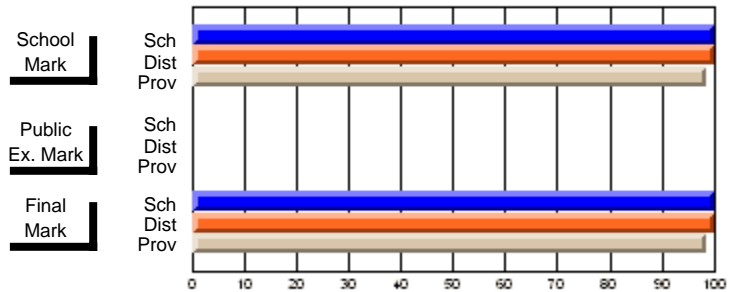
Grades: 7-12

Course: FRENCH 3201			
# students in course: 35			
	<b>School Mark</b>	School vs District	School vs Province
<b>Average Score</b>	<b>86.4</b>		
School	86.4		
District	83.8	P	P
Province	78.0		
<b>Percent of Passes</b>	<b>100.0</b>		
School	100.0		
District	100.0	P	P
Province	98.6		
		<b>Public Exam Mark</b>	<b>Final Mark</b>
		School vs District	School vs Province
		<b>86.4</b>	<b>86.4</b>
		83.8	83.8
		78.0	78.0
		P	P
		<b>100.0</b>	<b>100.0</b>
		100.0	100.0
		98.6	98.6
		P	P

**Average Scores**



**Percent Passes**



\* Data from the High School Certification System. The results from supplementary courses are not reflected in these results. All students obtaining a score of 48 or 49 on the final mark, were adjusted to 50 and are reflected in the Final Mark column.



## High School Course Results 2002-03

District 9 - Avalon West

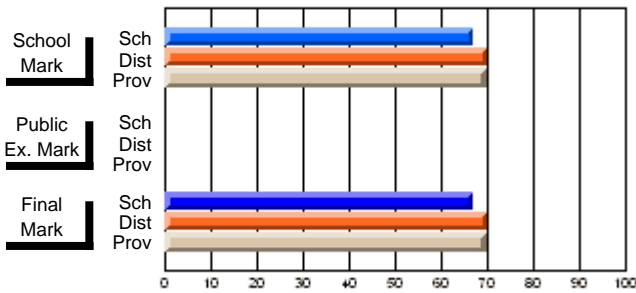
#464 - Crescent Collegiate, Blaketown

Grades: 7-12

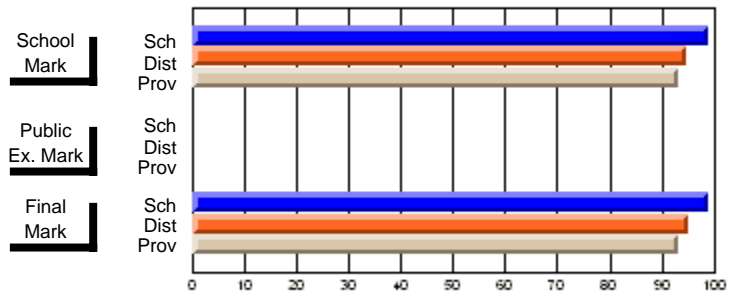
**Subject: Health**

Course: WORK PLACE SAFETY 3220								
# students in course: 87								
	<b>School Mark</b>	School vs District	School vs Province		<b>Public Exam Mark</b>	School vs District	School vs Province	
<b><u>Average Score</u></b>	<b>67.1</b>							
School	70.1	q	q					
District	69.8							
Province								
<b><u>Percent of Passes</u></b>								
School	<b>98.9</b>							
District	94.8	p	p					
Province	93.2							
	<b>67.1</b>							
	70.1	q	q					
	69.8							
	<b>98.9</b>							
	95.0	p	p					
	93.3							

**Average Scores**



**Percent Passes**



\* Data from the High School Certification System. The results from supplementary courses are not reflected in these results. All students obtaining a score of 48 or 49 on the final mark, were adjusted to 50 and are reflected in the Final Mark column.



## High School Course Results 2002-03

District 9 - Avalon West

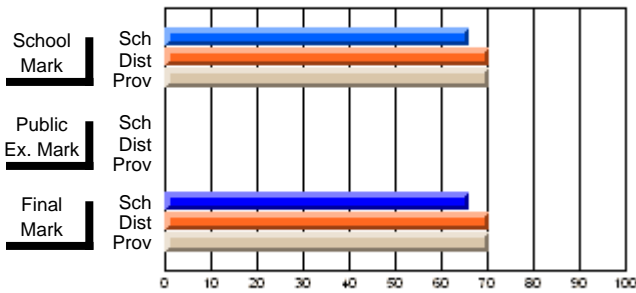
#464 - Crescent Collegiate, Blaketown

Grades: 7-12

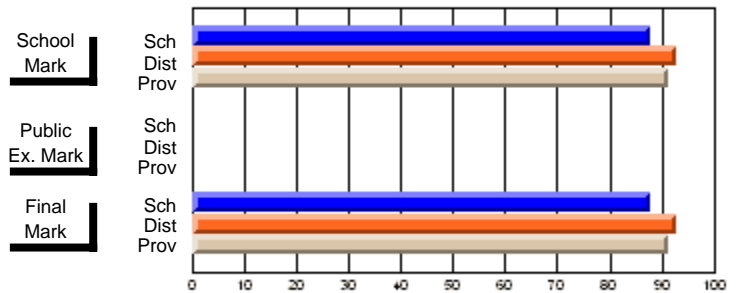
### Subject: Technology Education

Course: DESIGN TECHNOLOGY 1109								
# students in course: 57								
	<b>School Mark</b>	School vs District	School vs Province		<b>Public Exam Mark</b>	School vs District	School vs Province	
<b>Average Score</b>	<b>66.0</b>							
School	70.4	q	q					
District	70.5							
Province								
<b>Percent of Passes</b>	<b>87.7</b>							
School	93.0	q	q					
District	91.4							
Province								

**Average Scores**



**Percent Passes**



\* Data from the High School Certification System. The results from supplementary courses are not reflected in these results. All students obtaining a score of 48 or 49 on the final mark, were adjusted to 50 and are reflected in the Final Mark column.



## High School Course Results 2002-03

District 9 - Avalon West

#464 - Crescent Collegiate, Blaketown

Grades: 7-12

Course: COMPUTER APPLICATIONS 2100			
# students in course: 49			
	School Mark	School vs District	School vs Province
<b>Average Score</b>	<b>73.1</b>		
School	73.1		
District	75.0	q	q
Province	74.0		
<b>Percent of Passes</b>			
School	<b>98.0</b>		
District	95.3	P	P
Province	91.8		

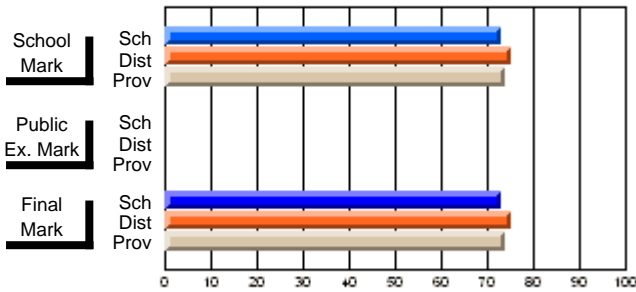
  

	Public Exam Mark	School vs District	School vs Province
<b>Final Mark</b>	<b>73.1</b>		
School	73.1		
District	75.0	q	q
Province	73.9		

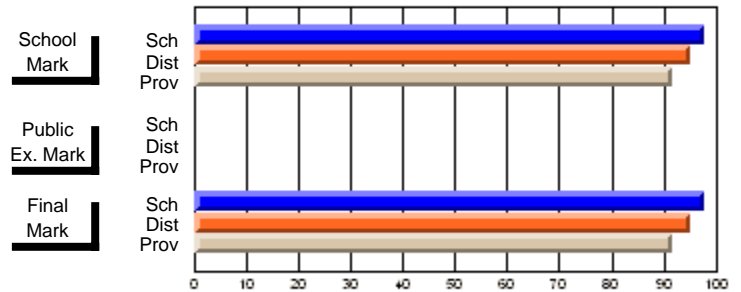
  

	School Mark	School vs District	School vs Province
<b>Final Mark</b>	<b>98.0</b>		
School	98.0		
District	95.3	P	P
Province	91.8		

**Average Scores**



**Percent Passes**



\* Data from the High School Certification System. The results from supplementary courses are not reflected in these results. All students obtaining a score of 48 or 49 on the final mark, were adjusted to 50 and are reflected in the Final Mark column.





## High School Course Results 2002-03

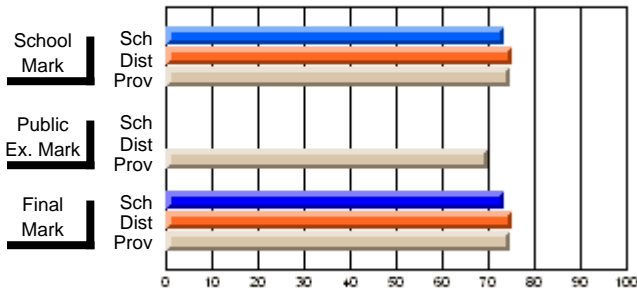
District 9 - Avalon West

#464 - Crescent Collegiate, Blaketown

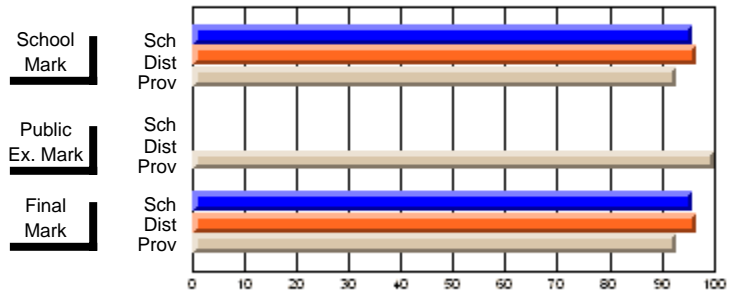
Grades: 7-12

Course: ADV WORDPROCESSING/DESK TOP 2101											
# students in course: 50											
	<b>School Mark</b>	School vs District	School vs Province	<b>Public Exam Mark</b>	School vs District	School vs Province	<b>Final Mark</b>	School vs District	School vs Province		
<b>Average Score</b>	<b>73.3</b>						<b>73.3</b>				
School	75.2	q	q	70.0	75.2	q	74.6	q	q		
District	74.6					100.0	96.5	q	92.9	p	
Province	96.0							96.0	96.5	q	92.9
<b>Percent of Passes</b>	<b>96.0</b>									<b>96.0</b>	
School	96.5	q	p	100.0	96.5	q	92.9		p	92.9	
District	92.9					92.9	92.9	92.9	92.9	92.9	92.9
Province	92.9										

**Average Scores**



**Percent Passes**



\* Data from the High School Certification System. The results from supplementary courses are not reflected in these results. All students obtaining a score of 48 or 49 on the final mark, were adjusted to 50 and are reflected in the Final Mark column.



## High School Course Results 2002-03

District 9 - Avalon West

#464 - Crescent Collegiate, Blaketown

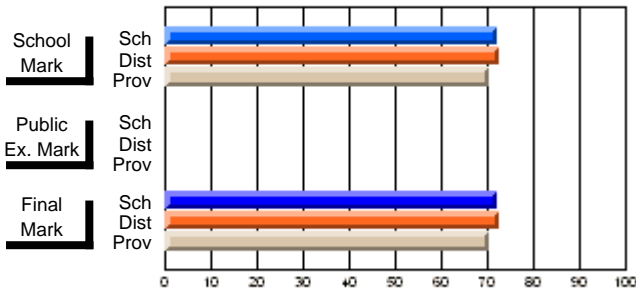
Grades: 7-12

Course: COMMUNICATIONS TECHNOLOGY 2104

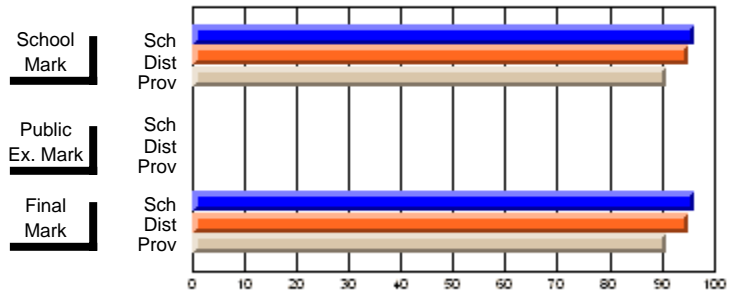
# students in course: 26

	<b>School Mark</b>	School vs District	School vs Province	<b>Public Exam Mark</b>	School vs District	School vs Province	<b>Final Mark</b>	School vs District	School vs Province
<b>Average Score</b>	<b>72.0</b>						<b>72.0</b>		
School	72.0						72.0		
District	72.6	q	P				72.6	q	P
Province	70.4						70.4		
<b>Percent of Passes</b>	<b>96.2</b>						<b>96.2</b>		
School	96.2						96.2		
District	95.0	P	P				95.0	P	P
Province	90.8						90.9		

**Average Scores**



**Percent Passes**



\* Data from the High School Certification System. The results from supplementary courses are not reflected in these results. All students obtaining a score of 48 or 49 on the final mark, were adjusted to 50 and are reflected in the Final Mark column.



## High School Course Results 2002-03

District 9 - Avalon West

#464 - Crescent Collegiate, Blaketown

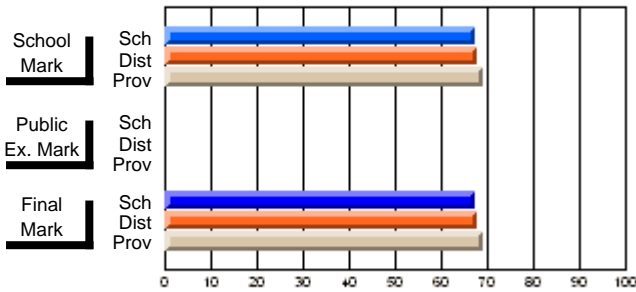
Grades: 7-12

Course: DESIGN TECHNOLOGY 2109

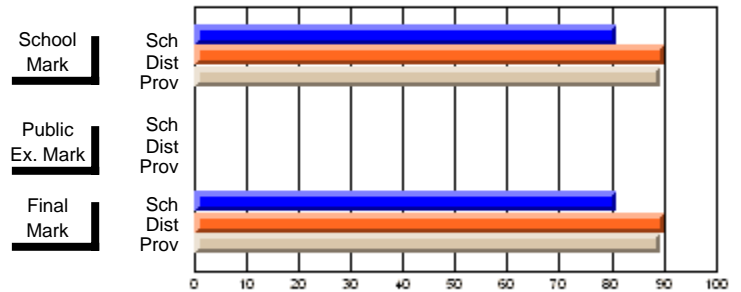
# students in course: 52

	<b>School Mark</b>	School vs District	School vs Province	<b>Public Exam Mark</b>	School vs District	School vs Province	<b>Final Mark</b>	School vs District	School vs Province
<b>Average Score</b>	<b>67.4</b>						<b>67.4</b>		
School	67.4						67.4		
District	67.8	q	q				67.8	q	q
Province	69.1						69.1		
<b>Percent of Passes</b>	<b>80.8</b>						<b>80.8</b>		
School	80.8						80.8		
District	90.0	q	q				90.0	q	q
Province	89.3						89.3		

**Average Scores**



**Percent Passes**



\* Data from the High School Certification System. The results from supplementary courses are not reflected in these results. All students obtaining a score of 48 or 49 on the final mark, were adjusted to 50 and are reflected in the Final Mark column.

Modification Time: 3:57:46PM

Modification Date: 2/27/2006

Source: Evaluation & Research



## High School Course Results 2002-03

District 9 - Avalon West

#464 - Crescent Collegiate, Blaketown

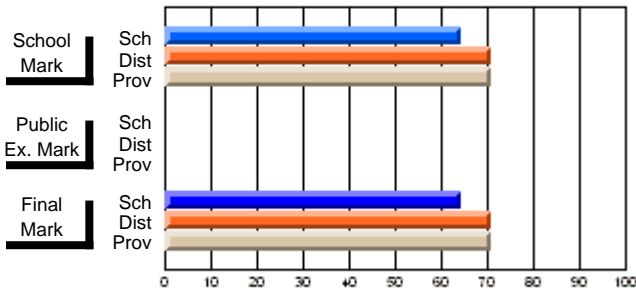
Grades: 7-12

Course: COMMUNICATIONS TECHNOLOGY 3104

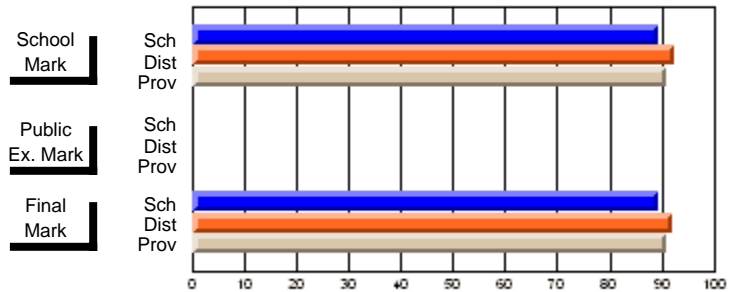
# students in course: 19

	<b>School Mark</b>	School vs District	School vs Province	<b>Public Exam Mark</b>	School vs District	School vs Province	<b>Final Mark</b>	School vs District	School vs Province
<b>Average Score</b>	<b>64.3</b>						<b>64.3</b>		
School	64.3						64.3		
District	70.9	q	q				70.8	q	q
Province	71.0						70.9		
<b>Percent of Passes</b>	<b>89.5</b>						<b>89.5</b>		
School	89.5						89.5		
District	92.5	q	q				92.0	q	q
Province	90.9						90.9		

**Average Scores**



**Percent Passes**



\* Data from the High School Certification System. The results from supplementary courses are not reflected in these results. All students obtaining a score of 48 or 49 on the final mark, were adjusted to 50 and are reflected in the Final Mark column.



## High School Course Results 2002-03

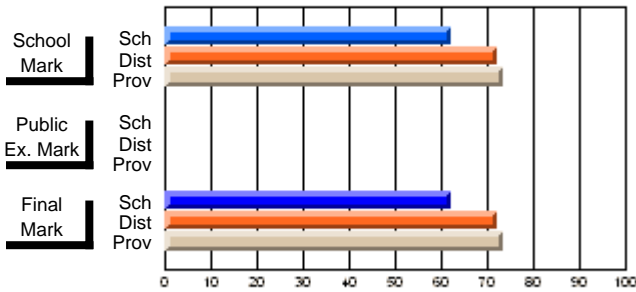
District 9 - Avalon West

#464 - Crescent Collegiate, Blaketown

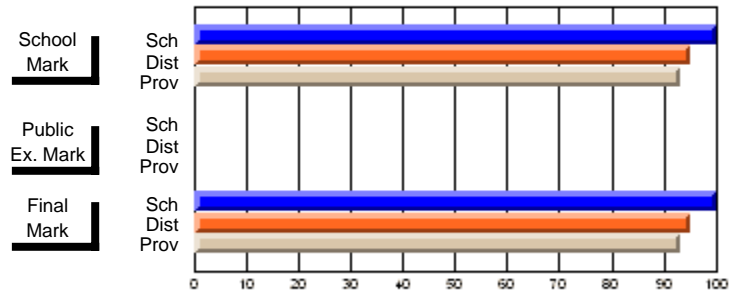
Grades: 7-12

Course: COMPUTER TECHNOLOGY 3200									
# students in course: 24									
	<b>School Mark</b>	School vs District	School vs Province	<b>Public Exam Mark</b>	School vs District	School vs Province	<b>Final Mark</b>	School vs District	School vs Province
<b><u>Average Score</u></b>	<b>62.3</b>								
School	62.3						<b>62.3</b>		
District	72.1	q	q				72.1	q	q
Province	73.5						73.5		
<b><u>Percent of Passes</u></b>									
School	<b>100.0</b>						<b>100.0</b>		
District	95.0	P	P				95.0	P	P
Province	93.3						93.3		

**Average Scores**



**Percent Passes**



\* Data from the High School Certification System. The results from supplementary courses are not reflected in these results. All students obtaining a score of 48 or 49 on the final mark, were adjusted to 50 and are reflected in the Final Mark column.



## High School Course Results 2002-03

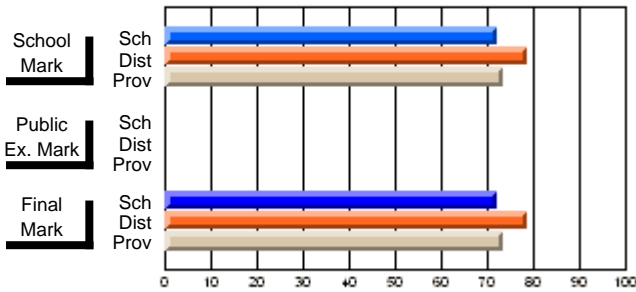
District 9 - Avalon West

#464 - Crescent Collegiate, Blaketown

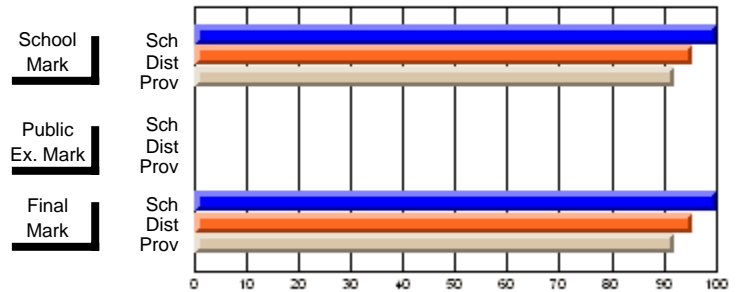
Grades: 7-12

Course: WEBMASTER 3224														
# students in course: 24														
		<b>School Mark</b>	School vs District	School vs Province			<b>Public Exam Mark</b>	School vs District	School vs Province			<b>Final Mark</b>	School vs District	School vs Province
<b>Average Score</b>		<b>72.3</b>										<b>72.3</b>		
School		72.3										72.3		
District		78.6	q	q								78.6	q	q
Province		73.5										73.5		
<b>Percent of Passes</b>		<b>100.0</b>										<b>100.0</b>		
School		100.0										100.0		
District		95.6	P	P								95.6	P	P
Province		91.9										91.9		

**Average Scores**



**Percent Passes**



\* Data from the High School Certification System. The results from supplementary courses are not reflected in these results. All students obtaining a score of 48 or 49 on the final mark, were adjusted to 50 and are reflected in the Final Mark column.



## High School Course Results 2002-03

District 9 - Avalon West

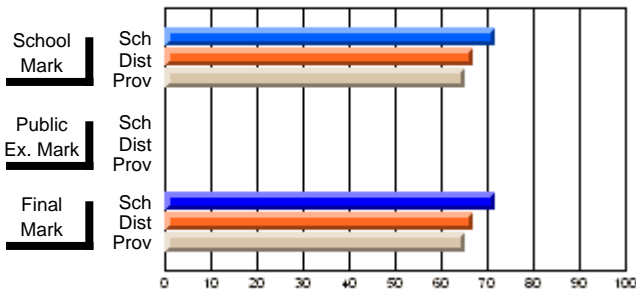
#464 - Crescent Collegiate, Blaketown

Grades: 7-12

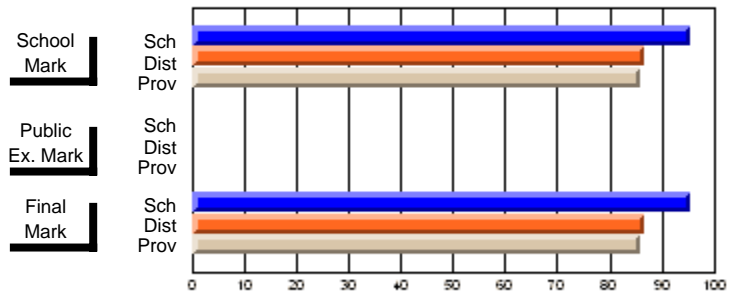
**Subject: Mathematics**

Course: MATHEMATICS 1204								
# students in course: 91								
	<b>School Mark</b>	School vs District	School vs Province		<b>Public Exam Mark</b>	School vs District	School vs Province	
<b><u>Average Score</u></b>	<b>71.8</b>							
School	66.9	P	P					
District	65.0							
Province								
<b><u>Percent of Passes</u></b>								
School	<b>95.6</b>							
District	86.8	P	P					
Province	85.8							

**Average Scores**



**Percent Passes**



\* Data from the High School Certification System. The results from supplementary courses are not reflected in these results. All students obtaining a score of 48 or 49 on the final mark, were adjusted to 50 and are reflected in the Final Mark column.



## High School Course Results 2002-03

District 9 - Avalon West

#464 - Crescent Collegiate, Blaketown

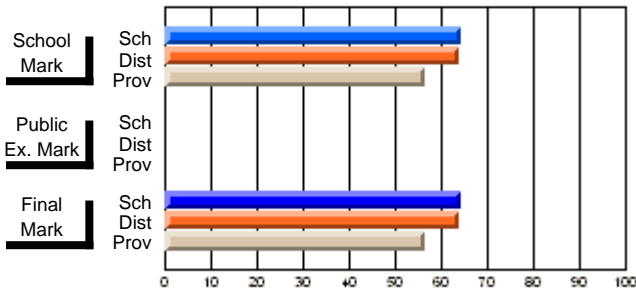
Grades: 7-12

Course: MATHEMATICS 1206			
# students in course: 46			
	<b>School Mark</b>	School vs District	School vs Province
<b>Average Score</b>	<b>64.3</b>		
School	63.8	P	P
District	56.4		
Province			
<b>Percent of Passes</b>			
School	<b>87.0</b>		
District	88.5	Q	P
Province	78.1		

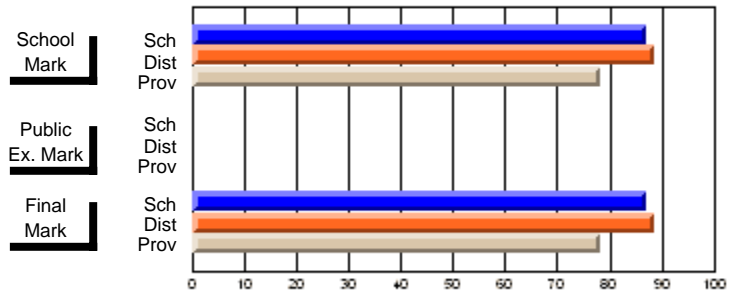
  

	<b>Public Exam Mark</b>	School vs District	School vs Province
<b>Final Mark</b>	<b>64.3</b>		
School	63.8	P	P
District	56.4		
Province			
<b>Final Mark</b>	<b>87.0</b>		
School	88.6	Q	P
District	78.3		
Province			

**Average Scores**



**Percent Passes**



\* Data from the High School Certification System. The results from supplementary courses are not reflected in these results. All students obtaining a score of 48 or 49 on the final mark, were adjusted to 50 and are reflected in the Final Mark column.





## High School Course Results 2002-03

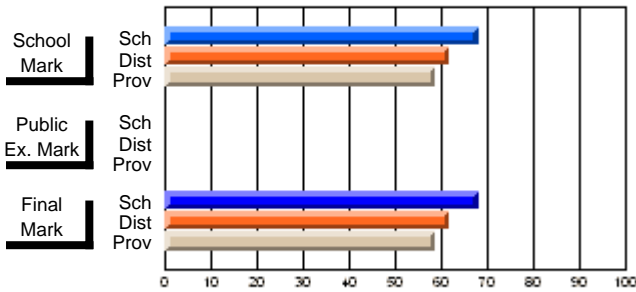
District 9 - Avalon West

#464 - Crescent Collegiate, Blaketown

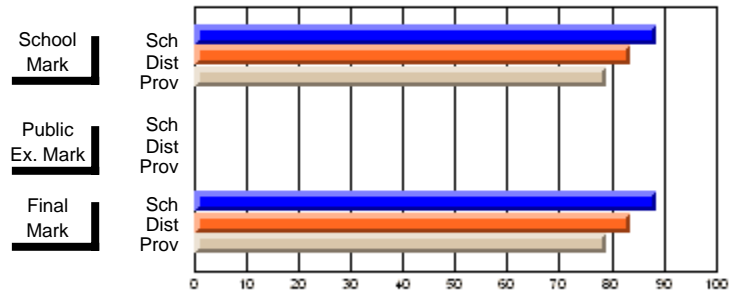
Grades: 7-12

Course: MATHEMATICS 2204			
# students in course: 79			
	School Mark	School vs District	School vs Province
<b>Average Score</b>	<b>68.0</b>		
School	61.8	P	P
District	58.6		
Province			
<b>Percent of Passes</b>	<b>88.6</b>		
School	83.8	P	P
District	79.1		
Province			

**Average Scores**



**Percent Passes**



\* Data from the High School Certification System. The results from supplementary courses are not reflected in these results. All students obtaining a score of 48 or 49 on the final mark, were adjusted to 50 and are reflected in the Final Mark column.



## High School Course Results 2002-03

District 9 - Avalon West

#464 - Crescent Collegiate, Blaketown

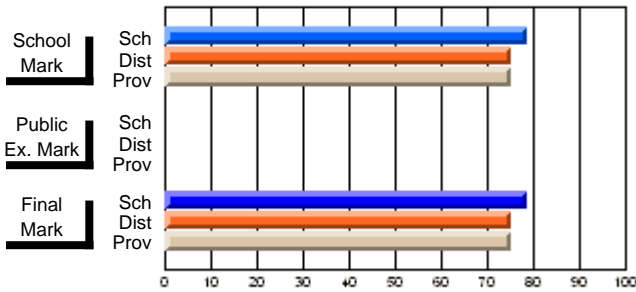
Grades: 7-12

Course: MATHEMATICS 2205			
# students in course: 15			
	<b>School Mark</b>	School vs District	School vs Province
<b>Average Score</b>	<b>78.5</b>		
School	78.5		
District	75.0	P	P
Province	75.2		
<b>Percent of Passes</b>	<b>100.0</b>		
School	100.0		
District	97.8	P	P
Province	97.6		

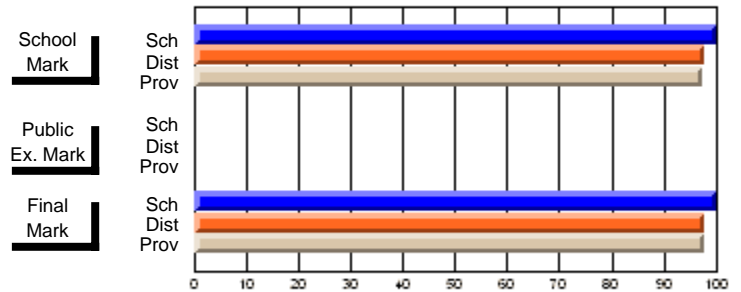
  

	<b>Public Exam Mark</b>	School vs District	School vs Province
<b>Final Mark</b>	<b>78.5</b>		
School	78.5		
District	75.0	P	P
Province	75.2		
<b>Percent of Passes</b>	<b>100.0</b>		
School	100.0		
District	97.8	P	P
Province	97.7		

**Average Scores**



**Percent Passes**



\* Data from the High School Certification System. The results from supplementary courses are not reflected in these results. All students obtaining a score of 48 or 49 on the final mark, were adjusted to 50 and are reflected in the Final Mark column.



## High School Course Results 2002-03

District 9 - Avalon West

#464 - Crescent Collegiate, Blaketown

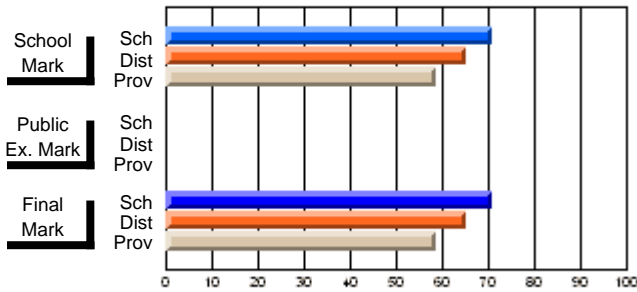
Grades: 7-12

Course: MATHEMATIC 2206			
# students in course: 38			
	<b>School Mark</b>	School vs District	School vs Province
<b>Average Score</b>	<b>71.0</b>		
School	65.0	P	P
District	58.6		
Province	58.6		
<b>Percent of Passes</b>	<b>97.4</b>		
School	91.2	P	P
District	82.2		
Province	82.2		

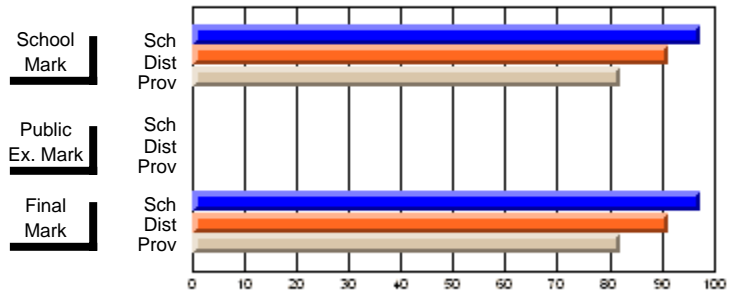
  

	<b>Public Exam Mark</b>	School vs District	School vs Province
<b>Final Mark</b>	<b>71.0</b>		
School	65.1	P	P
District	58.6		
Province	58.6		

**Average Scores**



**Percent Passes**



\* Data from the High School Certification System. The results from supplementary courses are not reflected in these results. All students obtaining a score of 48 or 49 on the final mark, were adjusted to 50 and are reflected in the Final Mark column.



## High School Course Results 2002-03

District 9 - Avalon West

#464 - Crescent Collegiate, Blaketown

Grades: 7-12

Course: MATHEMATICS 3103			
# students in course: 16			
	<b>School Mark</b>	School vs District	School vs Province
<b>Average Score</b>	<b>72.8</b>		
School	72.8		
District	71.8	P	P
Province	63.6		
<b>Percent of Passes</b>			
School	<b>100.0</b>		
District	93.9	P	P
Province	82.0		

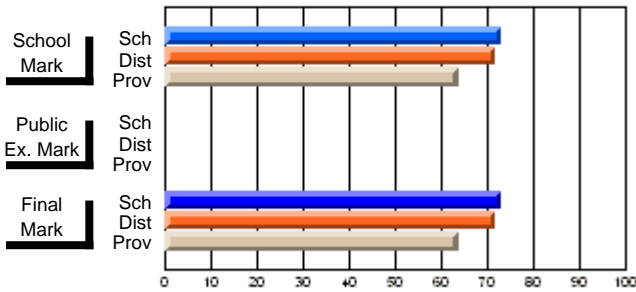
  

	<b>Public Exam Mark</b>	School vs District	School vs Province
<b>Final Mark</b>			
School	<b>72.8</b>		
District	71.8	P	P
Province	63.6		

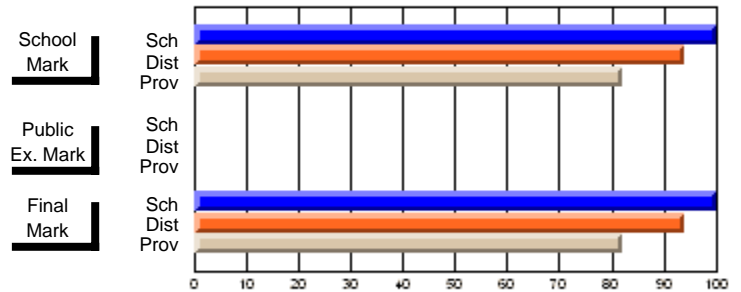
  

	<b>Final Mark</b>	School vs District	School vs Province
<b>Final Mark</b>			
School	<b>100.0</b>		
District	93.9	P	P
Province	82.0		

**Average Scores**



**Percent Passes**



\* Data from the High School Certification System. The results from supplementary courses are not reflected in these results. All students obtaining a score of 48 or 49 on the final mark, were adjusted to 50 and are reflected in the Final Mark column.



## High School Course Results 2002-03

District 9 - Avalon West

#464 - Crescent Collegiate, Blaketown

Grades: 7-12

Course: MATHEMATICS 3204			
# students in course: 57			
	<b>School Mark</b>	School vs District	School vs Province
<b>Average Score</b>			
School	<b>65.3</b>		
District	64.5	P	P
Province	61.8		
<b>Percent of Passes</b>			
School	<b>91.2</b>		
District	86.4	P	P
Province	79.3		

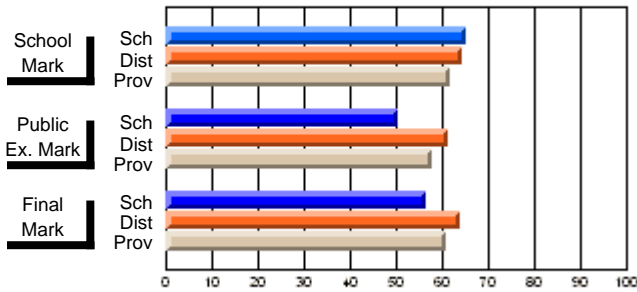
  

	<b>Public Exam Mark</b>	School vs District	School vs Province
<b>Public Exam Mark</b>			
School	<b>50.5</b>		
District	61.1	q	q
Province	57.9		

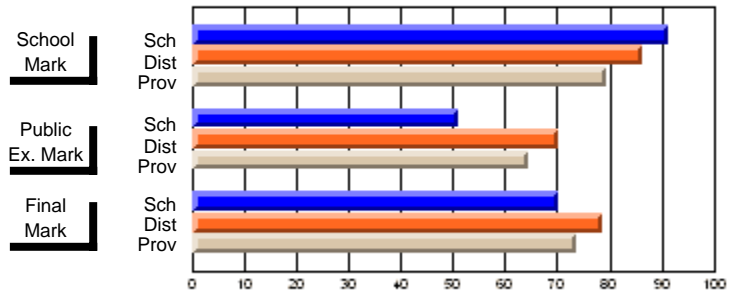
  

	<b>Final Mark</b>	School vs District	School vs Province
<b>Final Mark</b>			
School	<b>56.4</b>		
District	63.8	q	q
Province	60.7		

**Average Scores**



**Percent Passes**



\* Data from the High School Certification System. The results from supplementary courses are not reflected in these results. All students obtaining a score of 48 or 49 on the final mark, were adjusted to 50 and are reflected in the Final Mark column.



## High School Course Results 2002-03

District 9 - Avalon West

#464 - Crescent Collegiate, Blaketown

Grades: 7-12

Course: MATHEMATICS 3205			
# students in course: 13			
	<b>School Mark</b>	School vs District	School vs Province
<b>Average Score</b>			
School	<b>72.9</b>		
District	70.7	P	Q
Province	74.0		
<b>Percent of Passes</b>			
School	<b>92.3</b>		
District	95.2	Q	Q
Province	96.6		

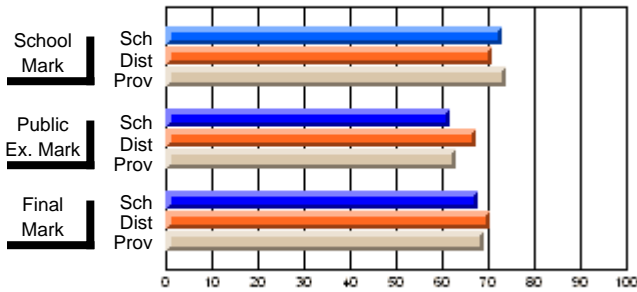
  

	<b>Public Exam Mark</b>	School vs District	School vs Province
<b>Public Exam Mark</b>			
School	<b>61.7</b>		
District	67.3	Q	Q
Province	62.9		

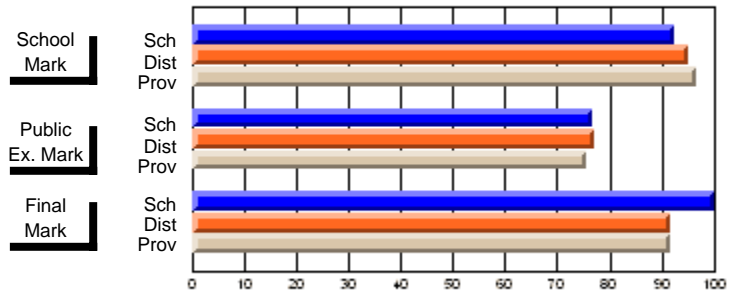
  

	<b>Final Mark</b>	School vs District	School vs Province
<b>Final Mark</b>			
School	<b>67.8</b>		
District	70.3	Q	Q
Province	69.2		

**Average Scores**



**Percent Passes**



\* Data from the High School Certification System. The results from supplementary courses are not reflected in these results. All students obtaining a score of 48 or 49 on the final mark, were adjusted to 50 and are reflected in the Final Mark column.



## High School Course Results 2002-03

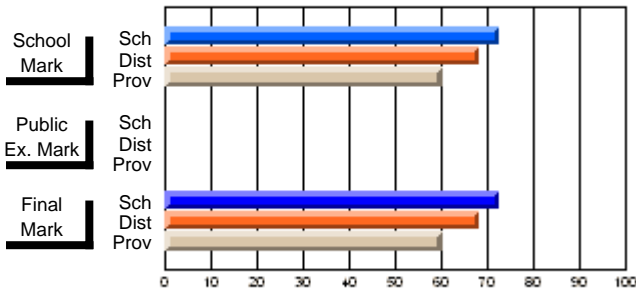
District 9 - Avalon West

#464 - Crescent Collegiate, Blaketown

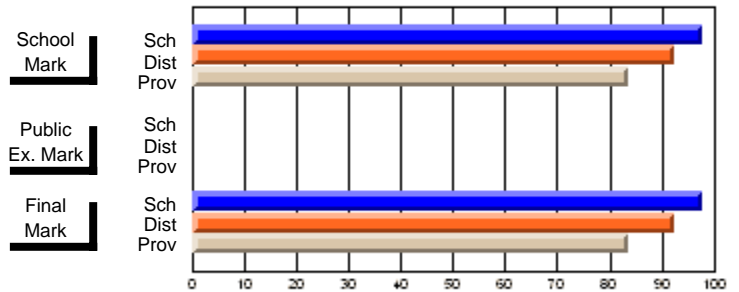
Grades: 7-12

Course: MATHEMATICS 3206								
# students in course: 51								
	<b>School Mark</b>	School vs District	School vs Province		<b>Public Exam Mark</b>	School vs District	School vs Province	
<b>Average Score</b>	<b>72.5</b>							
School	68.2	P	P					
District	60.2							
Province								
<b>Percent of Passes</b>	<b>98.0</b>							
School	92.4	P	P					
District	83.8							
Province								

**Average Scores**



**Percent Passes**



\* Data from the High School Certification System. The results from supplementary courses are not reflected in these results. All students obtaining a score of 48 or 49 on the final mark, were adjusted to 50 and are reflected in the Final Mark column.



## High School Course Results 2002-03

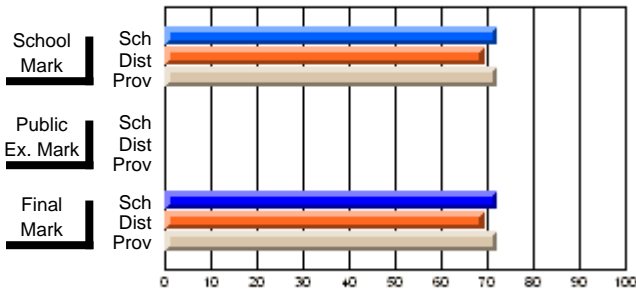
District 9 - Avalon West

#464 - Crescent Collegiate, Blaketown

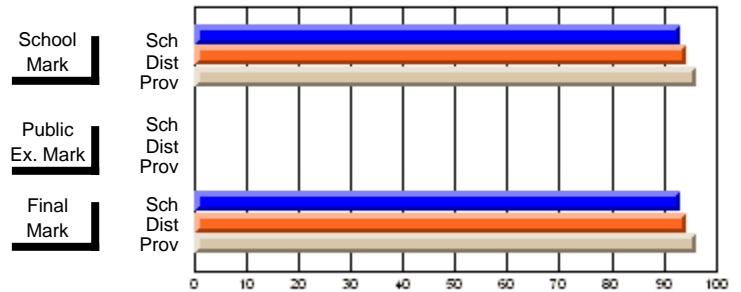
Grades: 7-12

Course: MATHEMATICS 3207			
# students in course: 15			
	<b>School Mark</b>	School vs District	School vs Province
<b>Average Score</b>	<b>72.2</b>		
School	72.2		
District	69.3	P	P
Province	72.0		
<b>Percent of Passes</b>			
School	<b>93.3</b>		
District	94.4	Q	Q
Province	96.2		

**Average Scores**



**Percent Passes**



\* Data from the High School Certification System. The results from supplementary courses are not reflected in these results. All students obtaining a score of 48 or 49 on the final mark, were adjusted to 50 and are reflected in the Final Mark column.





## High School Course Results 2002-03

District 9 - Avalon West

#464 - Crescent Collegiate, Blaketown

Grades: 7-12

Course: MATHEMATICS AP 4225			
# students in course: 18			
	<b>School Mark</b>	School vs District	School vs Province
<b>Average Score</b>	<b>73.0</b>		
School	73.0		
District	66.9	P	Q
Province	73.9		
<b>Percent of Passes</b>			
School	<b>100.0</b>		
District	93.0	P	P
Province	95.6		

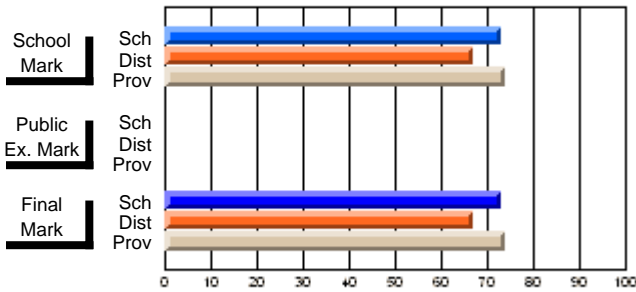
  

	<b>Public Exam Mark</b>	School vs District	School vs Province
<b>Final Mark</b>			
School	<b>73.0</b>		
District	66.9	P	Q
Province	73.9		

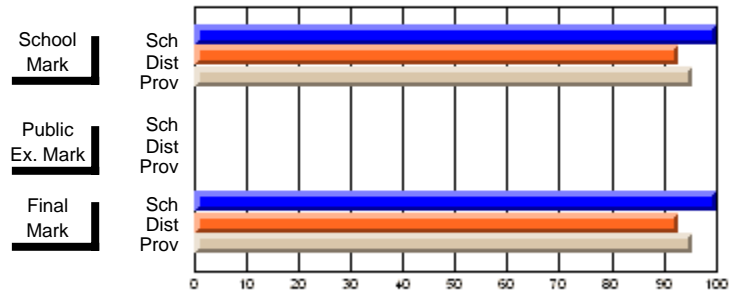
  

	<b>Final Mark</b>	School vs District	School vs Province
School	<b>100.0</b>		
District	93.0	P	P
Province	95.6		

**Average Scores**



**Percent Passes**



\* Data from the High School Certification System. The results from supplementary courses are not reflected in these results. All students obtaining a score of 48 or 49 on the final mark, were adjusted to 50 and are reflected in the Final Mark column.



## High School Course Results 2002-03

District 9 - Avalon West

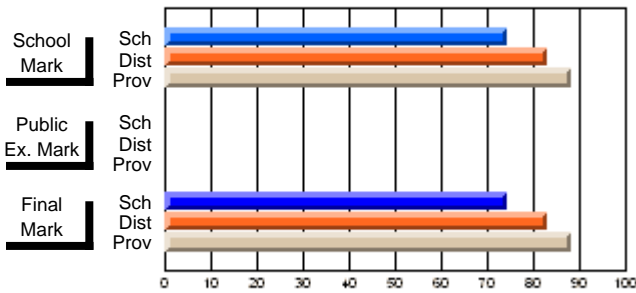
#464 - Crescent Collegiate, Blaketown

Grades: 7-12

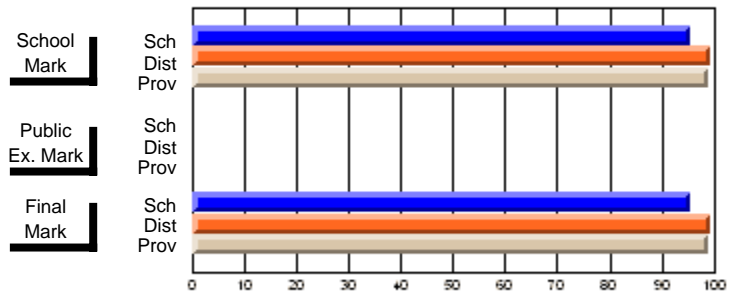
**Subject: Music**

Course: ENSEMBLE PERFORMANCE 1105								
# students in course: 23								
	<b>School Mark</b>	School vs District	School vs Province		<b>Public Exam Mark</b>	School vs District	School vs Province	
<b><u>Average Score</u></b>	<b>74.4</b>							
School	83.2	q	q					
District	88.1							
Province								
<b><u>Percent of Passes</u></b>	<b>95.7</b>							
School	99.4	q	q					
District	98.9							
Province								

**Average Scores**



**Percent Passes**



\* Data from the High School Certification System. The results from supplementary courses are not reflected in these results. All students obtaining a score of 48 or 49 on the final mark, were adjusted to 50 and are reflected in the Final Mark column.



**High School Course Results  
2002-03**

District 9 - Avalon West

#464 - Crescent Collegiate, Blaketown

Grades: 7-12

Course: ENSEMBLE PERFORMANCE 2105				School data has 5 or fewer students. Data withheld for reasons of confidentiality.			
# students in course: 1				<b>Public Exam Mark</b>		<b>Final Mark</b>	
	<b>School Mark</b>	School vs District	School vs Province	School vs District	School vs Province	School vs District	School vs Province
<b>Average Score</b>							
School							
District	86.4	q	q			86.4	q
Province	89.6					89.6	q
<b>Percent of Passes</b>							
School							
District	100.0	P	P			100.0	P
Province	99.3					99.3	P

\* Data from the High School Certification System. The results from supplementary courses are not reflected in these results. All students obtaining a score of 48 or 49 on the final mark, were adjusted to 50 and are reflected in the Final Mark column.



## High School Course Results 2002-03

District 9 - Avalon West

#464 - Crescent Collegiate, Blaketown

Grades: 7-12

Course: APPLIED MUSIC 2206			
# students in course: 10			
	<b>School Mark</b>	School vs District	School vs Province
<b>Average Score</b>	<b>81.8</b>		
School	81.8		
District	79.3	P	P
Province	81.4		
<b>Percent of Passes</b>			
School	<b>100.0</b>		
District	95.6	P	P
Province	96.3		

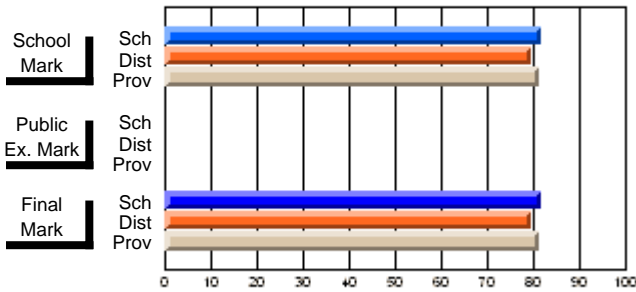
  

	<b>Public Exam Mark</b>	School vs District	School vs Province
<b>Final Mark</b>			
School	<b>81.8</b>		
District	79.3	P	P
Province	81.4		

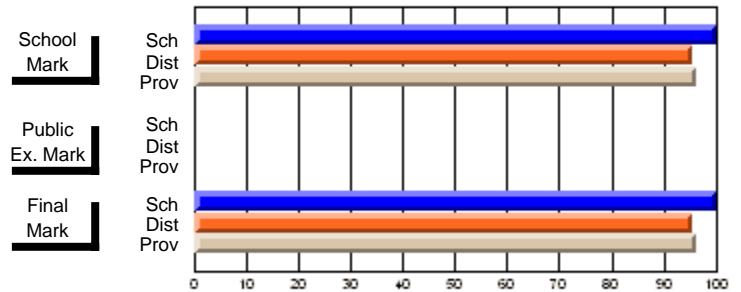
  

	<b>Final Mark</b>	School vs District	School vs Province
School	<b>100.0</b>		
District	95.6	P	P
Province	96.4		

**Average Scores**



**Percent Passes**



\* Data from the High School Certification System. The results from supplementary courses are not reflected in these results. All students obtaining a score of 48 or 49 on the final mark, were adjusted to 50 and are reflected in the Final Mark column.



**High School Course Results  
2002-03**

District 9 - Avalon West

#464 - Crescent Collegiate, Blaketown

Grades: 7-12

Course: ENSEMBLE PERFORMANCE 3105				School data has 5 or fewer students. Data withheld for reasons of confidentiality.					
# students in course: 3	<b>School Mark</b>	School vs District	School vs Province	<b>Public Exam Mark</b>	School vs District	School vs Province	<b>Final Mark</b>	School vs District	School vs Province
<b>Average Score</b>									
School									
District	86.4	q	q				86.4	q	q
Province	91.1						91.1		
<b>Percent of Passes</b>									
School									
District	100.0	P	P				100.0	P	P
Province	99.0						99.0		

\* Data from the High School Certification System. The results from supplementary courses are not reflected in these results. All students obtaining a score of 48 or 49 on the final mark, were adjusted to 50 and are reflected in the Final Mark column.



## High School Course Results 2002-03

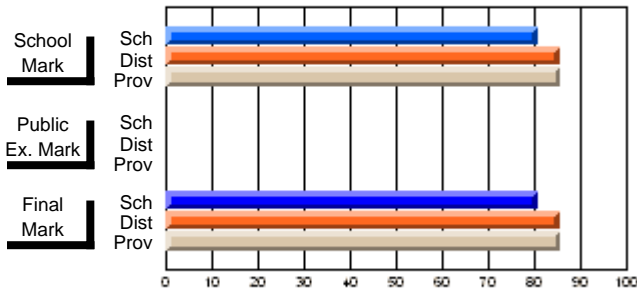
District 9 - Avalon West

#464 - Crescent Collegiate, Blaketown

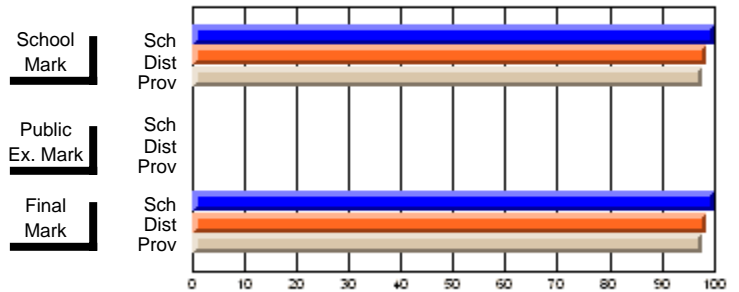
Grades: 7-12

Course: APPLIED MUSIC 3206			
# students in course: 7			
<u>Average Score</u>	<b>School Mark</b>	School vs District	School vs Province
School	<b>80.6</b>		
District	85.4	q	q
Province	85.5		
<u>Percent of Passes</u>	<b>100.0</b>	98.6	97.7
School	<b>100.0</b>		
District	98.6	P	P
Province	97.7		

**Average Scores**



**Percent Passes**



\* Data from the High School Certification System. The results from supplementary courses are not reflected in these results. All students obtaining a score of 48 or 49 on the final mark, were adjusted to 50 and are reflected in the Final Mark column.



## High School Course Results 2002-03

District 9 - Avalon West

#464 - Crescent Collegiate, Blaketown

Grades: 7-12

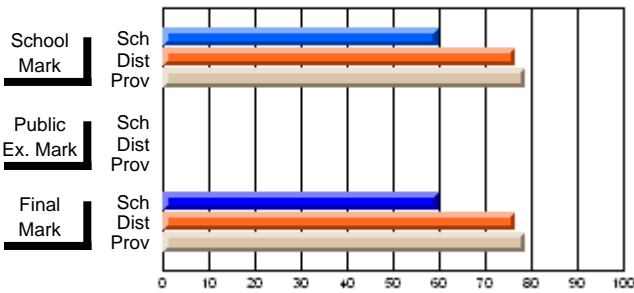
### Subject: Physical Education

Course: PHYSICAL EDUCATION 1100			
# students in course: 31			
	<b>School Mark</b>	School vs District	School vs Province
<b>Average Score</b>			
School	<b>59.8</b>		
District	76.6	q	q
Province	78.6		
<b>Percent of Passes</b>			
School	<b>80.6</b>		
District	93.6	q	q
Province	96.3		

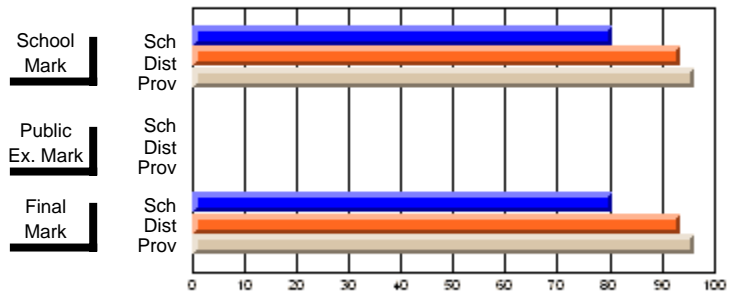
  

	<b>Public Exam Mark</b>	School vs District	School vs Province
<b>Final Mark</b>			
School	<b>59.8</b>		
District	76.6	q	q
Province	78.6		

**Average Scores**



**Percent Passes**



\* Data from the High School Certification System. The results from supplementary courses are not reflected in these results. All students obtaining a score of 48 or 49 on the final mark, were adjusted to 50 and are reflected in the Final Mark column.



## High School Course Results 2002-03

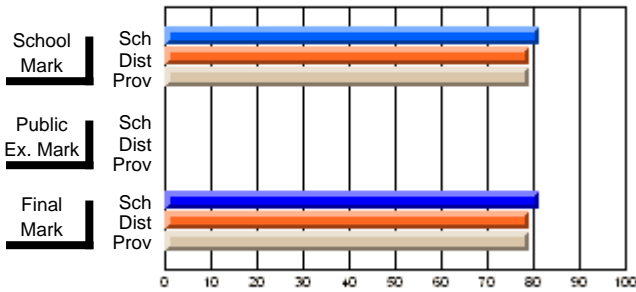
District 9 - Avalon West

#464 - Crescent Collegiate, Blaketown

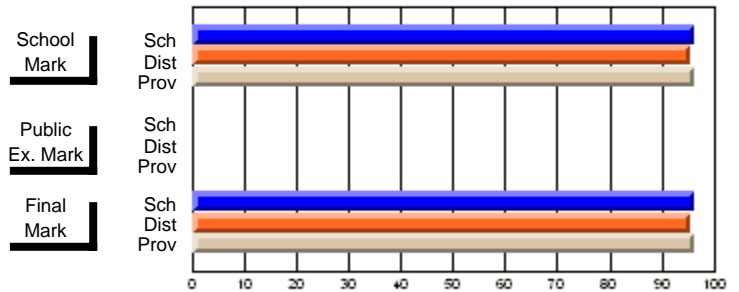
Grades: 7-12

Course: PHYSICAL EDUCATION 2100														
# students in course: 27														
		<b>School Mark</b>	School vs District	School vs Province			<b>Public Exam Mark</b>	School vs District	School vs Province			<b>Final Mark</b>	School vs District	School vs Province
<b>Average Score</b>		<b>81.2</b>										<b>81.2</b>		
School		79.0	P	P								79.0	P	P
District		79.2										79.2		
Province														
<b>Percent of Passes</b>		<b>96.3</b>										<b>96.3</b>		
School		95.6	P	P								95.6	P	P
District		96.2										96.2		
Province														

**Average Scores**



**Percent Passes**



\* Data from the High School Certification System. The results from supplementary courses are not reflected in these results. All students obtaining a score of 48 or 49 on the final mark, were adjusted to 50 and are reflected in the Final Mark column.





## High School Course Results 2002-03

District 9 - Avalon West

#464 - Crescent Collegiate, Blaketown

Grades: 7-12

Course: PHYSICAL EDUCATION 3100			
# students in course: 62			
	School Mark	School vs District	School vs Province
<b>Average Score</b>	<b>71.7</b>		
School	71.7		
District	76.3	q	q
Province	77.3		
<b>Percent of Passes</b>	<b>91.9</b>		
School	91.9		
District	93.1	q	q
Province	94.8		

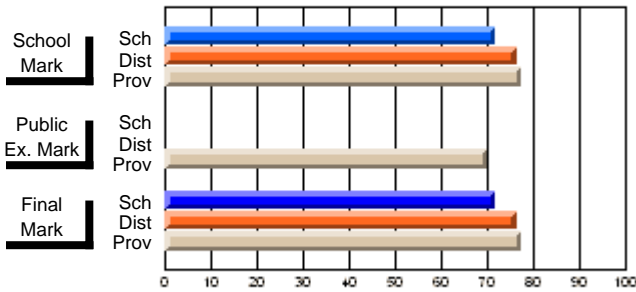
  

	Public Exam Mark	School vs District	School vs Province
<b>Public Exam Mark</b>	<b>70.0</b>		
Public Exam Mark	70.0		

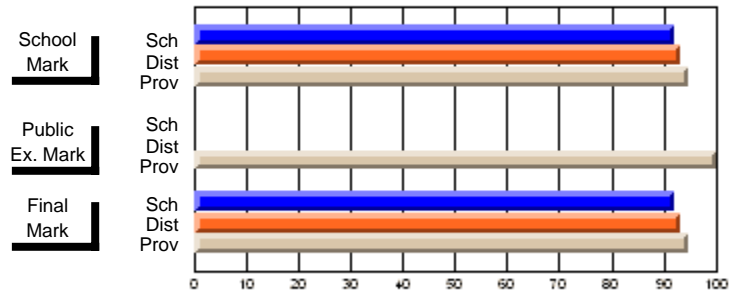
  

	Final Mark	School vs District	School vs Province
<b>Final Mark</b>	<b>71.7</b>		
Final Mark	71.7		
District	76.3	q	q
Province	77.3		

**Average Scores**



**Percent Passes**



\* Data from the High School Certification System. The results from supplementary courses are not reflected in these results. All students obtaining a score of 48 or 49 on the final mark, were adjusted to 50 and are reflected in the Final Mark column.



## High School Course Results 2002-03

District 9 - Avalon West

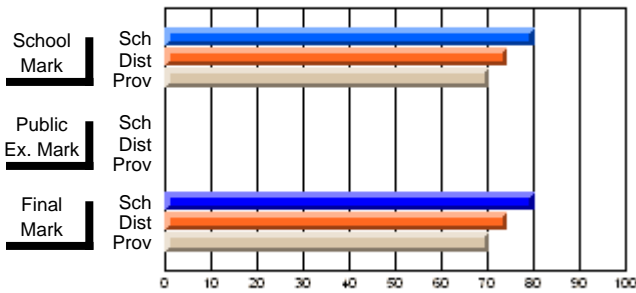
#464 - Crescent Collegiate, Blaketown

Grades: 7-12

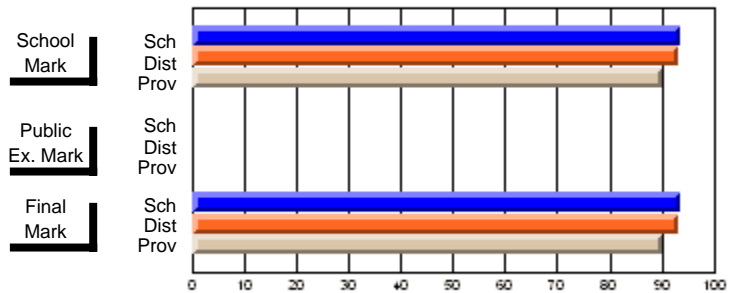
### Subject: Religious Education

Course: ETHICAL ISSUES 1104									
# students in course: 31									
	<b>School Mark</b>	School vs District	School vs Province	<b>Public Exam Mark</b>	School vs District	School vs Province	<b>Final Mark</b>	School vs District	School vs Province
<b><u>Average Score</u></b>	<b>80.2</b>						<b>80.2</b>		
School	74.4	P	P				74.4	P	P
District	70.3						70.3		
Province							70.3		
<b><u>Percent of Passes</u></b>									
School	<b>93.5</b>						<b>93.5</b>		
District	93.1	P	P				93.1	P	P
Province	90.1						90.1		

**Average Scores**



**Percent Passes**



\* Data from the High School Certification System. The results from supplementary courses are not reflected in these results. All students obtaining a score of 48 or 49 on the final mark, were adjusted to 50 and are reflected in the Final Mark column.



## High School Course Results 2002-03

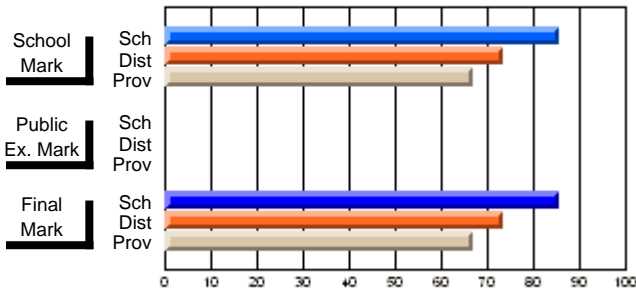
District 9 - Avalon West

#464 - Crescent Collegiate, Blaketown

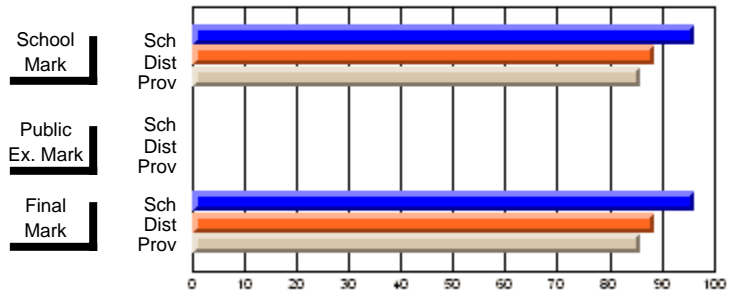
Grades: 7-12

<b>Course: WORLD RELIGIONS 3104</b>											
# students in course: 28											
		<b>School Mark</b>	School vs District	School vs Province			<b>Public Exam Mark</b>	School vs District	School vs Province		
		<b>Average Score</b>									
School		85.5									
District		73.5	P	P							
Province		67.0									
		<b>Final Mark</b>									
School		85.5									
District		73.5	P	P							
Province		67.0									
		<b>Percent of Passes</b>									
School		96.4									
District		88.7	P	P							
Province		85.9									
		<b>Final Mark</b>									
School		96.4									
District		88.7	P	P							
Province		85.8									

**Average Scores**



**Percent Passes**



\* Data from the High School Certification System. The results from supplementary courses are not reflected in these results. All students obtaining a score of 48 or 49 on the final mark, were adjusted to 50 and are reflected in the Final Mark column.



## High School Course Results 2002-03

District 9 - Avalon West

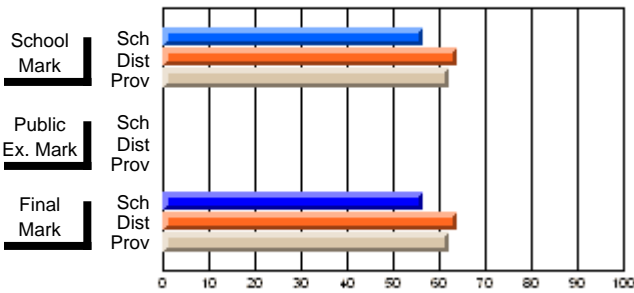
#464 - Crescent Collegiate, Blaketown

Grades: 7-12

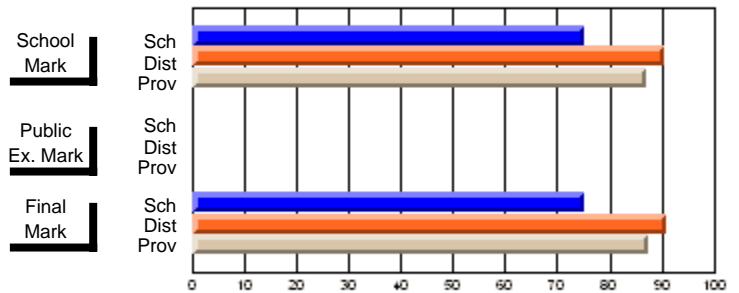
**Subject: Science**

Course: GENERAL SCIENCE 1200								
# students in course: 40								
	<b>School Mark</b>	School vs District	School vs Province		<b>Public Exam Mark</b>	School vs District	School vs Province	
<b>Average Score</b>	<b>56.5</b>							
School	63.9	q	q					
District	62.0							
Province								
<b>Final Mark</b>	<b>56.5</b>							
School	64.0	q	q					
District	62.0							
Province								
<b>Percent of Passes</b>	<b>75.0</b>							
School	90.7	q	q					
District	87.1							
Province								

**Average Scores**



**Percent Passes**



\* Data from the High School Certification System. The results from supplementary courses are not reflected in these results. All students obtaining a score of 48 or 49 on the final mark, were adjusted to 50 and are reflected in the Final Mark column.



## High School Course Results 2002-03

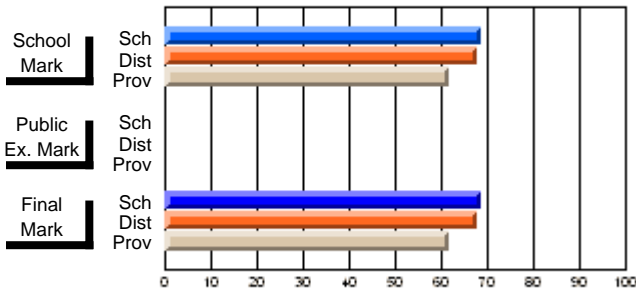
District 9 - Avalon West

#464 - Crescent Collegiate, Blaketown

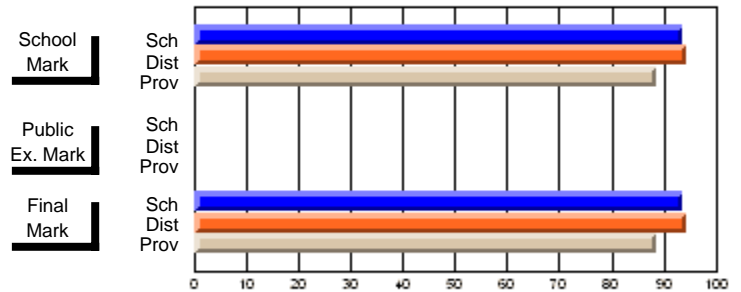
Grades: 7-12

Course: PHYSICAL SCIENCE 2205			
# students in course: 64			
	<b>School Mark</b>	School vs District	School vs Province
<b>Average Score</b>	<b>68.6</b>		
School	68.6		
District	67.7	P	P
Province	61.9		
<b>Percent of Passes</b>	<b>93.8</b>		
School	93.8		
District	94.3	Q	P
Province	88.8		

**Average Scores**



**Percent Passes**



\* Data from the High School Certification System. The results from supplementary courses are not reflected in these results. All students obtaining a score of 48 or 49 on the final mark, were adjusted to 50 and are reflected in the Final Mark column.



## High School Course Results 2002-03

District 9 - Avalon West

#464 - Crescent Collegiate, Blaketown

Grades: 7-12

Course: SCIENCE/TECHNOLOGY/SOCIETY 2206			
# students in course: 7			
	<b>School Mark</b>	School vs District	School vs Province
<b>Average Score</b>	<b>76.6</b>		
School	76.6		
District	66.3	P	P
Province	62.8		
<b>Percent of Passes</b>			
School	<b>100.0</b>		
District	94.0	P	P
Province	88.6		

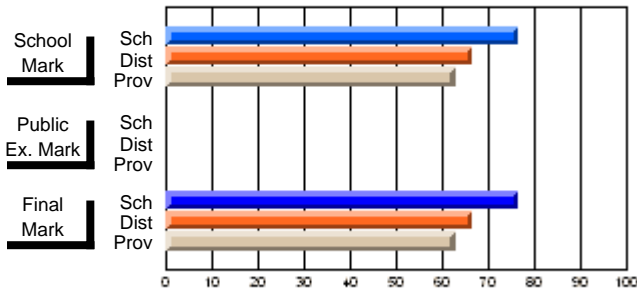
  

	<b>Public Exam Mark</b>	School vs District	School vs Province
<b>Final Mark</b>	<b>76.6</b>		
School	76.6		
District	66.3	P	P
Province	62.8		

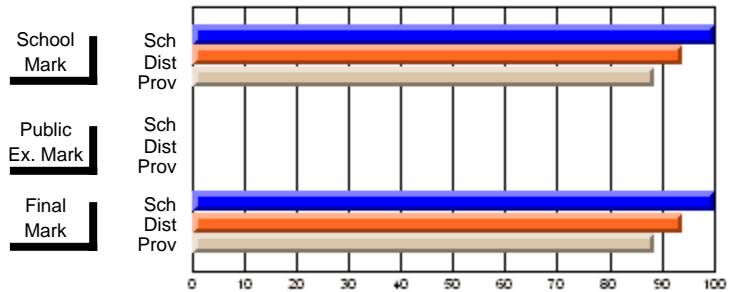
  

	<b>Final Mark</b>	School vs District	School vs Province
<b>Final Mark</b>	<b>100.0</b>		
School	100.0		
District	94.0	P	P
Province	88.6		

**Average Scores**



**Percent Passes**



\* Data from the High School Certification System. The results from supplementary courses are not reflected in these results. All students obtaining a score of 48 or 49 on the final mark, were adjusted to 50 and are reflected in the Final Mark column.



## High School Course Results 2002-03

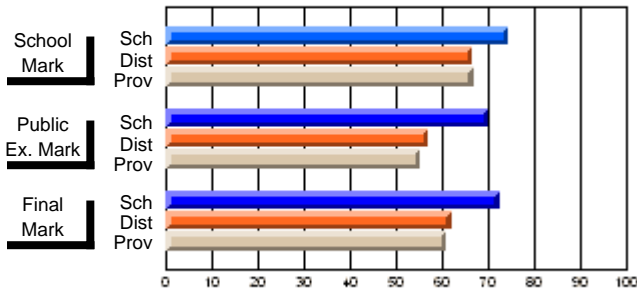
District 9 - Avalon West

#464 - Crescent Collegiate, Blaketown

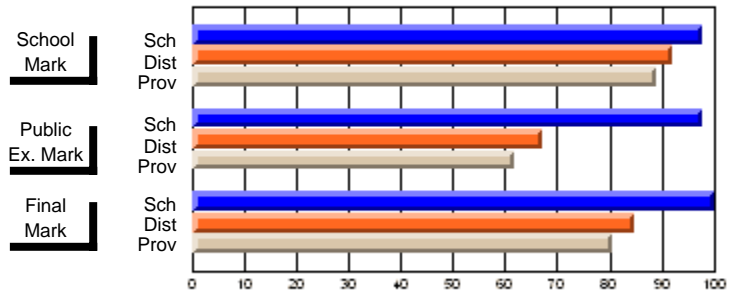
Grades: 7-12

Course: BIOLOGY 3201			
# students in course: 47			
	<b>School Mark</b>	School vs District	School vs Province
<b>Average Score</b>	<b>74.4</b>		
School	66.5	P	P
District			
Province	66.7		
<b>Percent of Passes</b>			
School	<b>97.9</b>		
District	92.1	P	P
Province	89.1		
	<b>Public Exam Mark</b>	School vs District	School vs Province
	<b>69.8</b>		
School	57.0	P	P
District			
Province	55.4		
	<b>Final Mark</b>	School vs District	School vs Province
	<b>72.4</b>		
School	61.9	P	P
District			
Province	60.7		

**Average Scores**



**Percent Passes**



\* Data from the High School Certification System. The results from supplementary courses are not reflected in these results. All students obtaining a score of 48 or 49 on the final mark, were adjusted to 50 and are reflected in the Final Mark column.



## High School Course Results 2002-03

District 9 - Avalon West

#464 - Crescent Collegiate, Blaketown

Grades: 7-12

Course: CHEMISTRY 3202			
# students in course: 26			
	<b>School Mark</b>	School vs District	School vs Province
<b>Average Score</b>	<b>73.4</b>		
School	70.6	P	P
District			
Province	72.0		
<b>Percent of Passes</b>	<b>100.0</b>		
School	92.9	P	P
District			
Province	94.4		

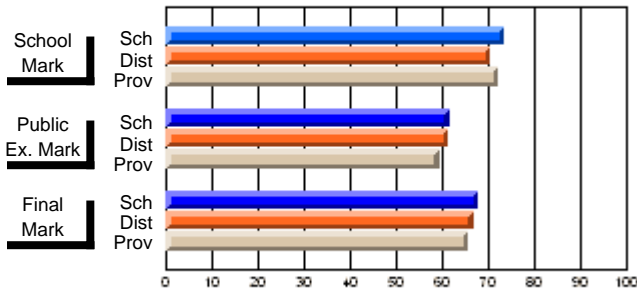
  

	<b>Public Exam Mark</b>	School vs District	School vs Province
<b>Public Exam Mark</b>	<b>61.5</b>		
School	61.4	P	P
District			
Province	59.3		

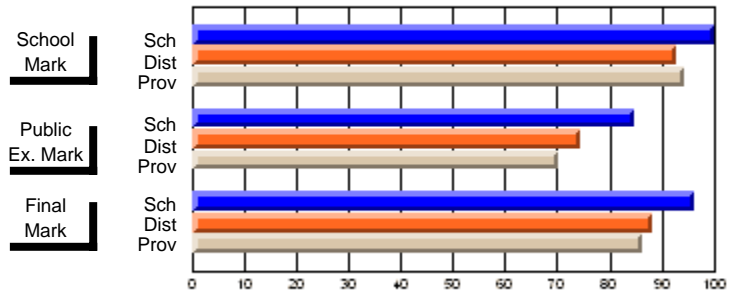
  

	<b>Final Mark</b>	School vs District	School vs Province
<b>Final Mark</b>	<b>67.9</b>		
School	66.7	P	P
District			
Province	65.7		

**Average Scores**



**Percent Passes**



\* Data from the High School Certification System. The results from supplementary courses are not reflected in these results. All students obtaining a score of 48 or 49 on the final mark, were adjusted to 50 and are reflected in the Final Mark column.





## High School Course Results 2002-03

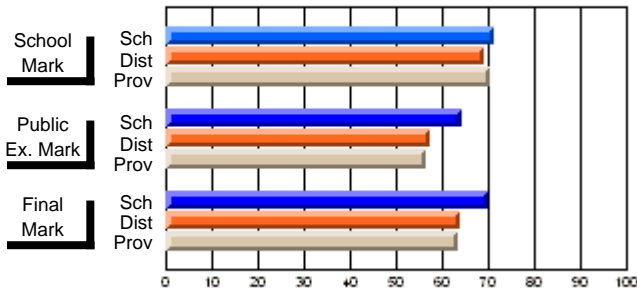
District 9 - Avalon West

#464 - Crescent Collegiate, Blaketown

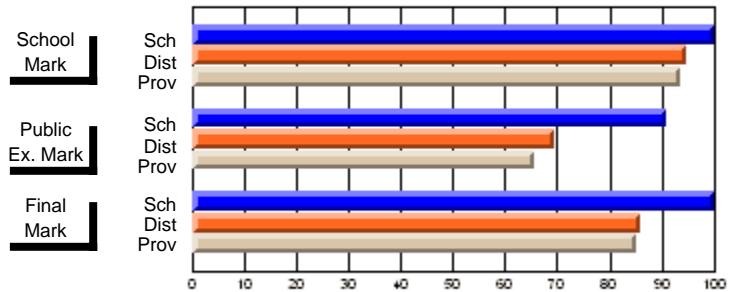
Grades: 7-12

Course: PHYSICS 3204			
# students in course: 22			
	<b>School Mark</b>	School vs District	School vs Province
<b>Average Score</b>	<b>71.1</b>		
School	69.0	P	P
District	70.3		
Province			
<b>Percent of Passes</b>	<b>100.0</b>		
School	94.7	P	P
District	93.6		
Province			
	<b>Public Exam Mark</b>	School vs District	School vs Province
<b>Average Score</b>	<b>64.1</b>		
School	57.3	P	P
District	56.3		
Province			
<b>Percent of Passes</b>	<b>90.9</b>		
School	69.6	P	P
District	65.6		
Province			
	<b>Final Mark</b>	School vs District	School vs Province
<b>Average Score</b>	<b>69.9</b>		
School	63.9	P	P
District	63.4		
Province			
<b>Percent of Passes</b>	<b>100.0</b>		
School	86.0	P	P
District	85.1		
Province			

**Average Scores**



**Percent Passes**



\* Data from the High School Certification System. The results from supplementary courses are not reflected in these results. All students obtaining a score of 48 or 49 on the final mark, were adjusted to 50 and are reflected in the Final Mark column.



## High School Course Results 2002-03

District 9 - Avalon West

#464 - Crescent Collegiate, Blaketown

Grades: 7-12

Course: ENVIRONMENTAL SCIENCE 3205			
# students in course: 81			
	<b>School Mark</b>	School vs District	School vs Province
<b>Average Score</b>	<b>69.7</b>		
School	69.7		
District	67.3	P	P
Province	63.2		
<b>Percent of Passes</b>	<b>98.8</b>		
School	98.8		
District	93.4	P	P
Province	87.7		

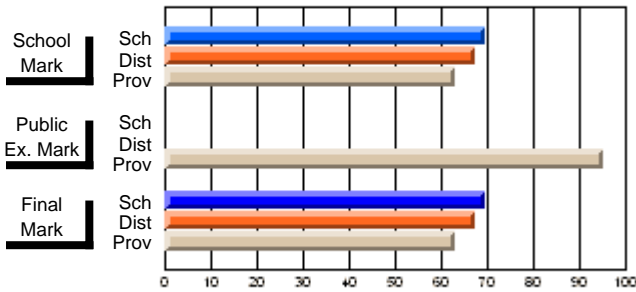
  

	<b>Public Exam Mark</b>	School vs District	School vs Province
<b>Public Exam Mark</b>	<b>95.0</b>		
School	95.0		
District	95.0		
Province	95.0		

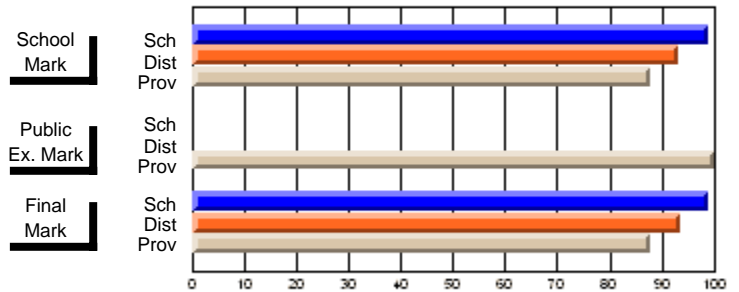
  

	<b>Final Mark</b>	School vs District	School vs Province
<b>Final Mark</b>	<b>69.7</b>		
School	69.7		
District	67.3	P	P
Province	63.1		

**Average Scores**



**Percent Passes**



\* Data from the High School Certification System. The results from supplementary courses are not reflected in these results. All students obtaining a score of 48 or 49 on the final mark, were adjusted to 50 and are reflected in the Final Mark column.



**High School Course Results  
2002-03**

District 9 - Avalon West

#464 - Crescent Collegiate, Blaketown

Grades: 7-12

Course: BIOLOGY AP 4221				School data has 5 or fewer students. Data withheld for reasons of confidentiality.			
# students in course: 2				<b>Public Exam Mark</b>		<b>Final Mark</b>	
	<b>School Mark</b>	School vs District	School vs Province	School vs District	School vs Province	School vs District	School vs Province
<b>Average Score</b>							
School							
District	68.0	q	q			68.0	q
Province	71.5					71.5	q
<b>Percent of Passes</b>							
School							
District	96.0	P	P			96.0	P
Province	98.9					98.9	P

\* Data from the High School Certification System. The results from supplementary courses are not reflected in these results. All students obtaining a score of 48 or 49 on the final mark, were adjusted to 50 and are reflected in the Final Mark column.



**High School Course Results  
2002-03**

District 9 - Avalon West

#464 - Crescent Collegiate, Blaketown

Grades: 7-12

Course: PHYSICS AP 4224				School data has 5 or fewer students. Data withheld for reasons of confidentiality.			
# students in course: 2				<b>Public Exam Mark</b>		<b>Final Mark</b>	
	<b>School Mark</b>	School vs District	School vs Province	School vs District	School vs Province	School vs District	School vs Province
<b>Average Score</b>							
School							
District	67.5	P	Q			67.5	P
Province	73.7					73.7	Q
<b>Percent of Passes</b>							
School							
District	83.3	P	P			83.3	P
Province	96.0					96.0	P

\* Data from the High School Certification System. The results from supplementary courses are not reflected in these results. All students obtaining a score of 48 or 49 on the final mark, were adjusted to 50 and are reflected in the Final Mark column.





## High School Course Results 2002-03

District 9 - Avalon West

#464 - Crescent Collegiate, Blaketown

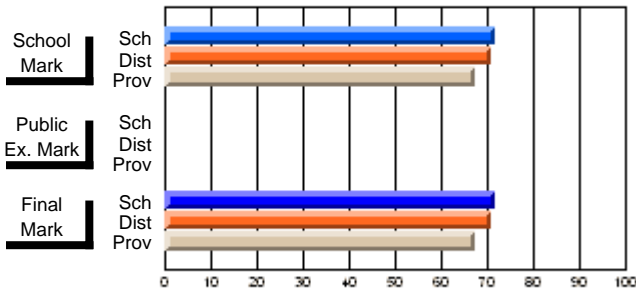
Grades: 7-12

Course: CANADIAN GEOGRAPHY 1202

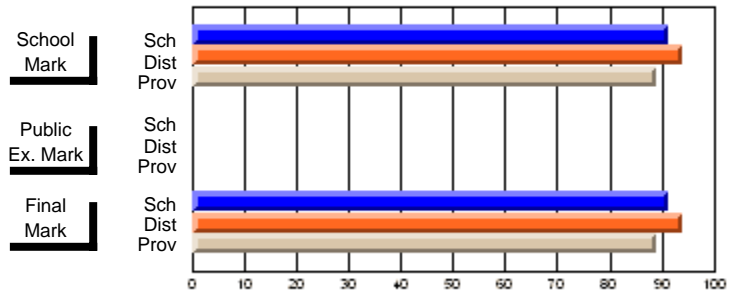
# students in course: 116

	<b>School Mark</b>	School vs District	School vs Province	<b>Public Exam Mark</b>	School vs District	School vs Province	<b>Final Mark</b>	School vs District	School vs Province
<b>Average Score</b>	<b>71.8</b>						<b>71.8</b>		
School	71.8						71.8		
District	70.9	P	P				70.9	P	P
Province	67.3						67.3		
<b>Percent of Passes</b>	<b>91.4</b>						<b>91.4</b>		
School	91.4						91.4		
District	93.9	P	P				93.9	P	P
Province	88.9						88.9		

**Average Scores**



**Percent Passes**



\* Data from the High School Certification System. The results from supplementary courses are not reflected in these results. All students obtaining a score of 48 or 49 on the final mark, were adjusted to 50 and are reflected in the Final Mark column.



## High School Course Results 2002-03

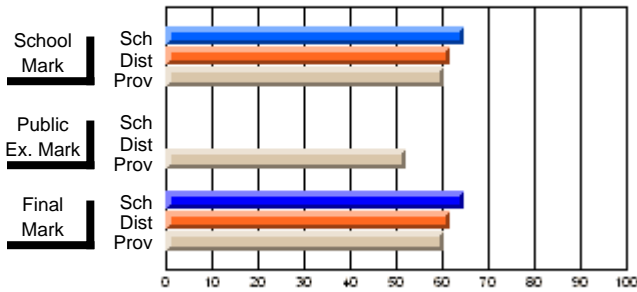
District 9 - Avalon West

#464 - Crescent Collegiate, Blaketown

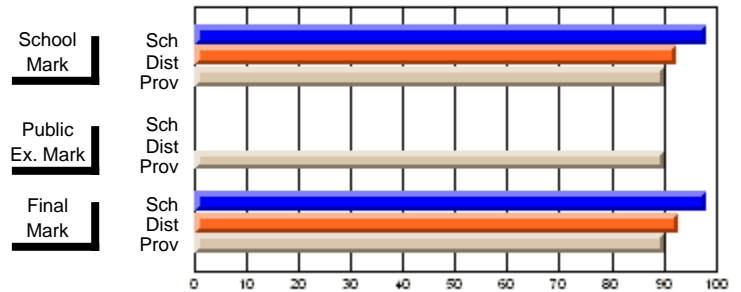
Grades: 7-12

Course: WORLD GEOGRAPHY 3200									
# students in course: 55									
	<b>School Mark</b>	School vs District	School vs Province	<b>Public Exam Mark</b>	School vs District	School vs Province	<b>Final Mark</b>	School vs District	School vs Province
<b><u>Average Score</u></b>	<b>64.6</b>						<b>64.6</b>		
School	61.8	P	P	52.1			61.8	P	P
District	60.4						60.4		
Province							60.4		
<b><u>Percent of Passes</u></b>	<b>98.2</b>						<b>98.2</b>		
School	92.6	P	P	90.0			92.7	P	P
District	90.3						90.3		
Province							90.3		

**Average Scores**



**Percent Passes**



\* Data from the High School Certification System. The results from supplementary courses are not reflected in these results. All students obtaining a score of 48 or 49 on the final mark, were adjusted to 50 and are reflected in the Final Mark column.



## High School Course Results 2002-03

District 9 - Avalon West

#464 - Crescent Collegiate, Blaketown

Grades: 7-12

Course: WORLD HISTORY 3201			
# students in course: 15			
	School Mark	School vs District	School vs Province
<b>Average Score</b>			
School	<b>73.7</b>		
District	67.5	P	P
Province	68.5		
<b>Percent of Passes</b>			
School	<b>100.0</b>		
District	85.9	P	P
Province	87.0		

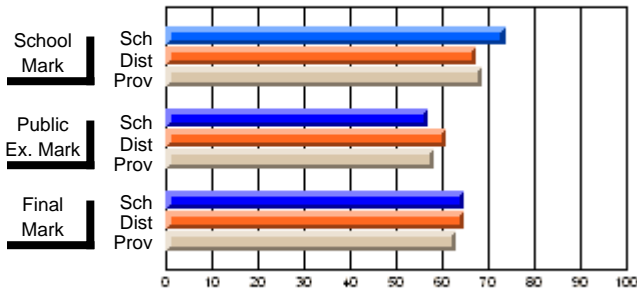
  

	Public Exam Mark	School vs District	School vs Province
<b>Public Exam Mark</b>			
School	<b>56.9</b>		
District	60.8	q	q
Province	58.4		

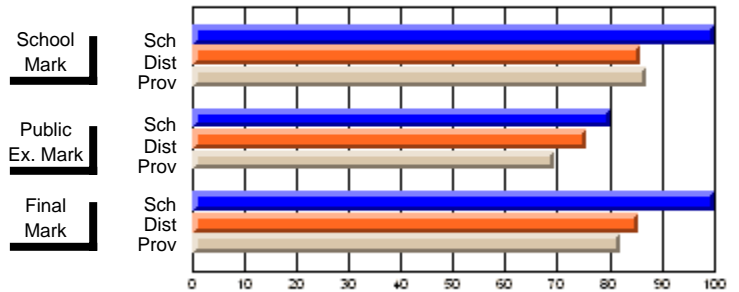
  

	Final Mark	School vs District	School vs Province
<b>Final Mark</b>			
School	<b>64.7</b>		
District	64.9	q	P
Province	63.0		

**Average Scores**



**Percent Passes**



\* Data from the High School Certification System. The results from supplementary courses are not reflected in these results. All students obtaining a score of 48 or 49 on the final mark, were adjusted to 50 and are reflected in the Final Mark column.





## High School Course Results 2002-03

District 9 - Avalon West

#464 - Crescent Collegiate, Blaketown

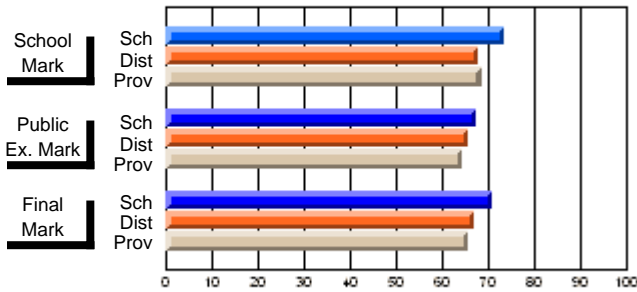
Grades: 7-12

Course: WORLD GEOGRAPHY 3202			
# students in course: 102			
	<b>School Mark</b>	School vs District	School vs Province
<b>Average Score</b>	<b>73.6</b>		
School	67.6	P	P
District			
Province	68.4		
<b>Percent of Passes</b>	<b>100.0</b>		
School	94.0	P	P
District			
Province	91.6		

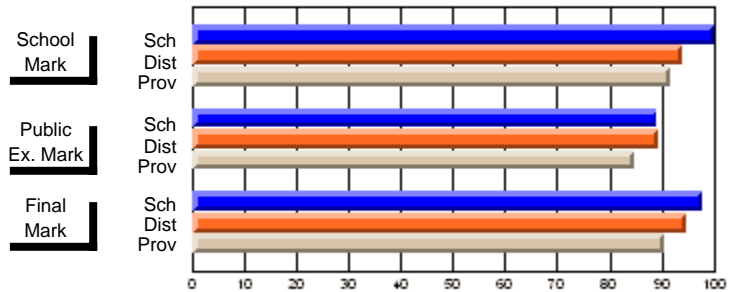
  

	<b>Public Exam Mark</b>	School vs District	School vs Province
<b>Public Exam Mark</b>	<b>67.2</b>		
School	65.6	P	P
District			
Province	64.2		
<b>Final Mark</b>	<b>70.6</b>		
School	66.8	P	P
District			
Province	65.7		

**Average Scores**



**Percent Passes**



\* Data from the High School Certification System. The results from supplementary courses are not reflected in these results. All students obtaining a score of 48 or 49 on the final mark, were adjusted to 50 and are reflected in the Final Mark column.



## High School Course Results 2002-03

District 9 - Avalon West

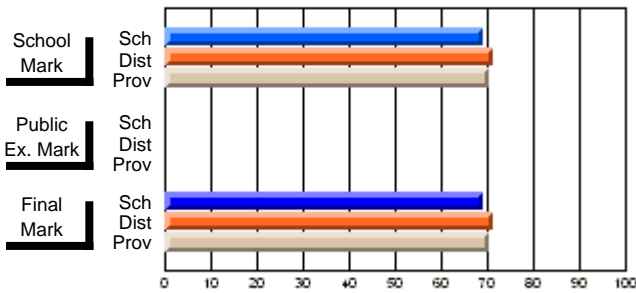
#464 - Crescent Collegiate, Blaketown

Grades: 7-12

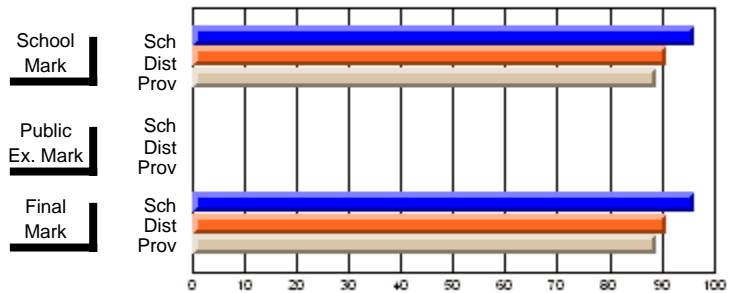
### Subject: Guidance

Course: CAREER EXPLORATION 1101								
# students in course: 27								
	<b>School Mark</b>	School vs District	School vs Province		<b>Public Exam Mark</b>	School vs District	School vs Province	
<b><u>Average Score</u></b>	<b>69.3</b>							
School	71.3	q	q					
District	70.2							
Province								
<b><u>Percent of Passes</u></b>	<b>96.3</b>							
School	91.1	p	p					
District	88.9							
Province								

**Average Scores**



**Percent Passes**



\* Data from the High School Certification System. The results from supplementary courses are not reflected in these results. All students obtaining a score of 48 or 49 on the final mark, were adjusted to 50 and are reflected in the Final Mark column.





## High School Course Results 2002-03

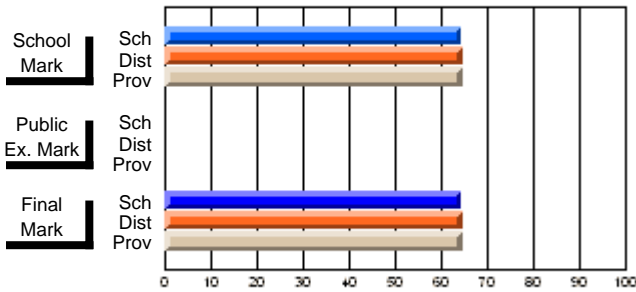
District 9 - Avalon West

#464 - Crescent Collegiate, Blaketown

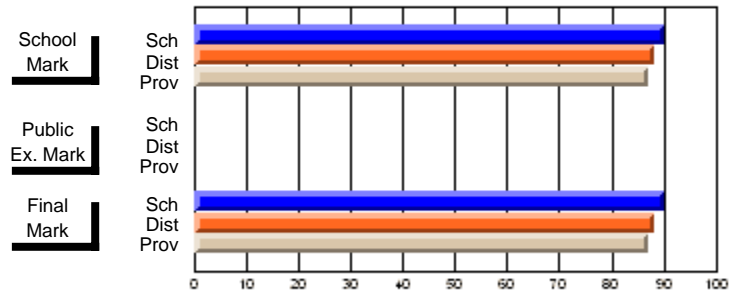
Grades: 7-12

Course: BIOLOGY 2201			
# students in course: 82			
	<b>School Mark</b>	School vs District	School vs Province
<b>Average Score</b>	<b>64.3</b>		
School	64.3		
District	64.5	q	q
Province	64.5		
<b>Percent of Passes</b>	<b>90.2</b>		
School	90.2		
District	88.3	P	P
Province	86.9		
	<b>Public Exam Mark</b>	School vs District	School vs Province
	<b>Final Mark</b>	School vs District	School vs Province
	<b>64.3</b>		
	64.5	q	q
	64.5		
	<b>90.2</b>		
	88.3	P	P
	86.9		

**Average Scores**



**Percent Passes**



\* Data from the High School Certification System. The results from supplementary courses are not reflected in these results. All students obtaining a score of 48 or 49 on the final mark, were adjusted to 50 and are reflected in the Final Mark column.



## High School Course Results 2002-03

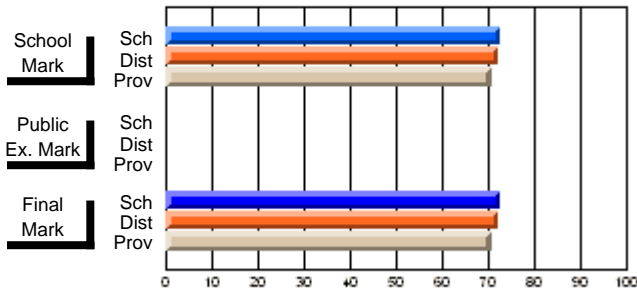
District 9 - Avalon West

#464 - Crescent Collegiate, Blaketown

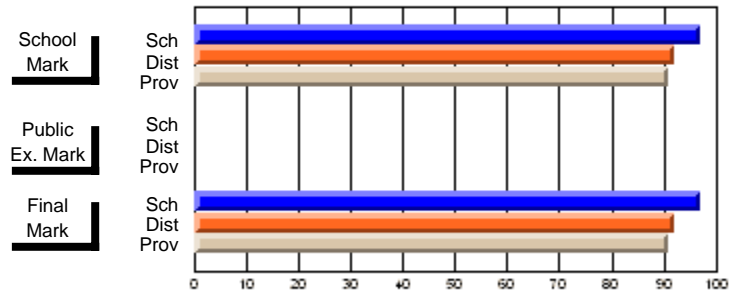
Grades: 7-12

Course: CHEMISTRY 2202											
# students in course: 36											
	<b>School Mark</b>	School vs District	School vs Province		<b>Public Exam Mark</b>	School vs District	School vs Province		<b>Final Mark</b>	School vs District	School vs Province
<b><u>Average Score</u></b>	<b>72.6</b>								<b>72.6</b>		
School	71.9	P	P						71.9	P	P
District	70.6								70.6		
Province											
<b><u>Percent of Passes</u></b>											
School	<b>97.2</b>								<b>97.2</b>		
District	92.0	P	P						92.0	P	P
Province	91.1								91.1		

**Average Scores**



**Percent Passes**



\* Data from the High School Certification System. The results from supplementary courses are not reflected in these results. All students obtaining a score of 48 or 49 on the final mark, were adjusted to 50 and are reflected in the Final Mark column.



## High School Course Results 2002-03

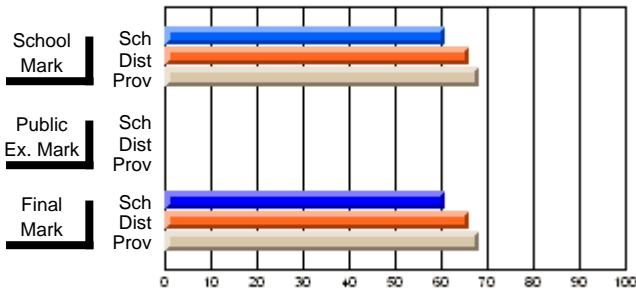
District 9 - Avalon West

#464 - Crescent Collegiate, Blaketown

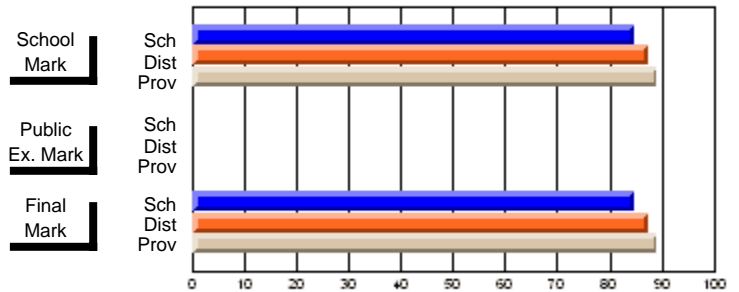
Grades: 7-12

Course: PHYSICS 2204			
# students in course: 53			
	<b>School Mark</b>	School vs District	School vs Province
<b>Average Score</b>	<b>61.0</b>		
School	66.2	q	q
District	68.3		
Province			
<b>Percent of Passes</b>	<b>84.9</b>		
School	87.6	q	q
District	89.2		
Province			

**Average Scores**



**Percent Passes**



\* Data from the High School Certification System. The results from supplementary courses are not reflected in these results. All students obtaining a score of 48 or 49 on the final mark, were adjusted to 50 and are reflected in the Final Mark column.



## High School Course Results 2002-03

District 9 - Avalon West

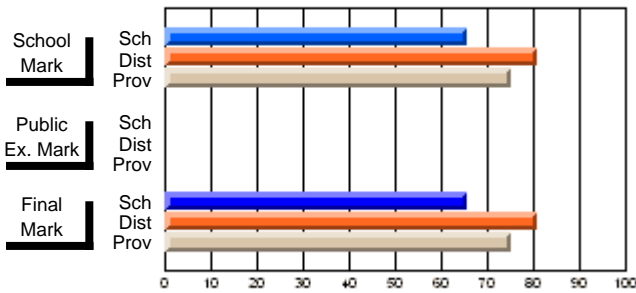
#464 - Crescent Collegiate, Blaketown

Grades: 7-12

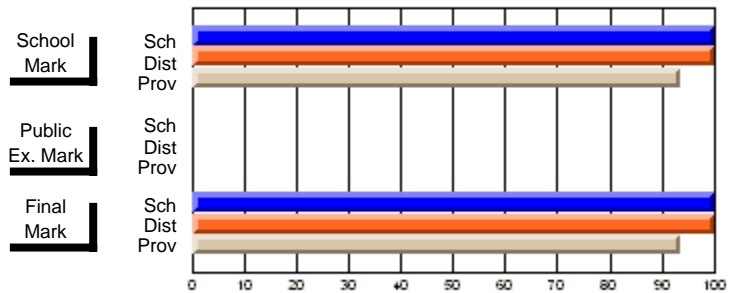
### Subject: English Language

Course: THEATRE ARTS 2200								
# students in course: 14								
	<b>School Mark</b>	School vs District	School vs Province		<b>Public Exam Mark</b>	School vs District	School vs Province	
<b>Average Score</b>	<b>65.6</b>							
School	80.9	q	q					
District	75.3							
Province								
<b>Final Mark</b>	<b>65.6</b>							
School	80.9	q	q					
District	75.3							
Province								
<b>Percent of Passes</b>	<b>100.0</b>							
School	100.0	p	p					
District	93.7							
Province								

**Average Scores**



**Percent Passes**



\* Data from the High School Certification System. The results from supplementary courses are not reflected in these results. All students obtaining a score of 48 or 49 on the final mark, were adjusted to 50 and are reflected in the Final Mark column.



High School Course Results  
2002-03

District 9 - Avalon West

#464 - Crescent Collegiate, Blaketown

Grades: 7-12

---

\* Data from the High School Certification System. The results from supplementary courses are not reflected in these results. All students obtaining a score of 48 or 49 on the final mark, were adjusted to 50 and are reflected in the Final Mark column.

Modification Time: 3:57:46PM

Modification Date: 2/27/2006

Source: Evaluation & Research





## High School Course Results 2002-03

District 9 - Avalon West

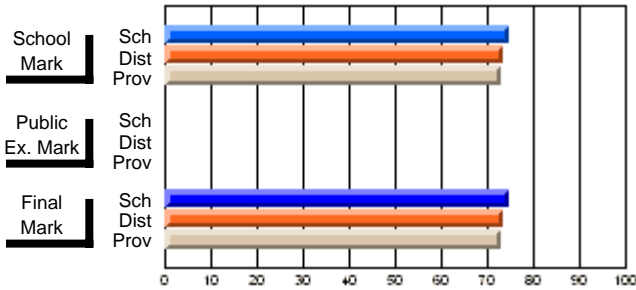
#476 - Baccalieu Collegiate, Old Perican

Grades: 7-12

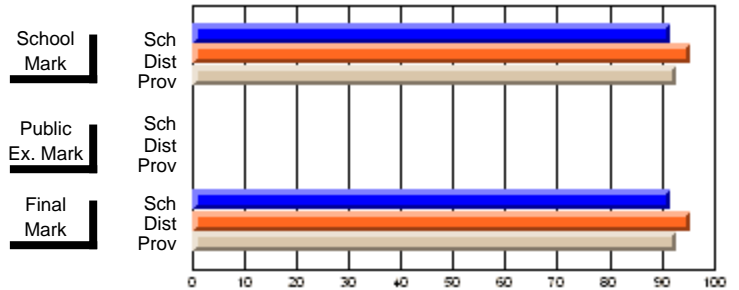
**Subject: Art**

Course: ART & DESIGN 2200									
# students in course: 24									
	<b>School Mark</b>	School vs District	School vs Province	<b>Public Exam Mark</b>	School vs District	School vs Province	<b>Final Mark</b>	School vs District	School vs Province
<b><u>Average Score</u></b>	<b>74.6</b>						<b>74.6</b>		
School	73.4	P	P				73.4	P	P
District	72.9						72.9		
Province									
<b><u>Percent of Passes</u></b>	<b>91.7</b>						<b>91.7</b>		
School	95.6	Q	Q				95.6	Q	Q
District	92.9						92.9		
Province									

**Average Scores**



**Percent Passes**



\* Data from the High School Certification System. The results from supplementary courses are not reflected in these results. All students obtaining a score of 48 or 49 on the final mark, were adjusted to 50 and are reflected in the Final Mark column.



## High School Course Results 2002-03

District 9 - Avalon West

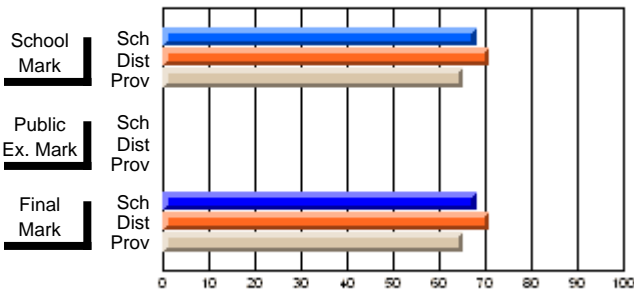
#476 - Baccalieu Collegiate, Old Perican

Grades: 7-12

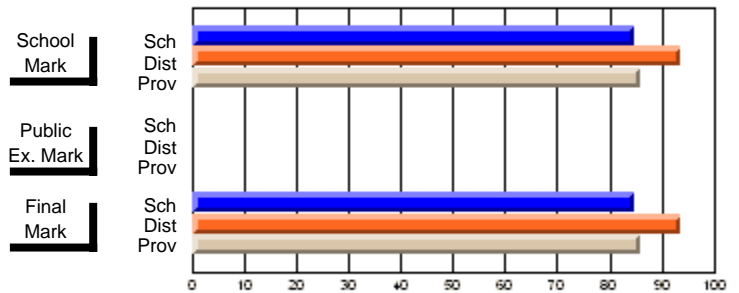
**Subject: Enterprise Education**

Course: CANADIAN ECONOMY 2203									
# students in course: 39									
	<b>School Mark</b>	School vs District	School vs Province	<b>Public Exam Mark</b>	School vs District	School vs Province	<b>Final Mark</b>	School vs District	School vs Province
<b><u>Average Score</u></b>	<b>68.0</b>						<b>68.0</b>		
School	70.7	q	p				70.7	q	p
District	65.1						65.1		
Province							65.1		
<b><u>Percent of Passes</u></b>									
School	<b>84.6</b>						<b>84.6</b>		
District	93.8	q	q				93.8	q	q
Province	85.8						85.8		

**Average Scores**



**Percent Passes**



\* Data from the High School Certification System. The results from supplementary courses are not reflected in these results. All students obtaining a score of 48 or 49 on the final mark, were adjusted to 50 and are reflected in the Final Mark column.



## High School Course Results 2002-03

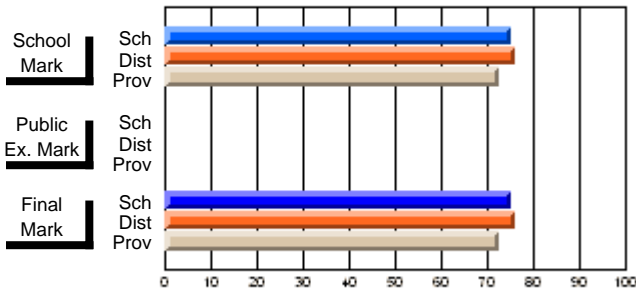
District 9 - Avalon West

#476 - Baccalieu Collegiate, Old Perican

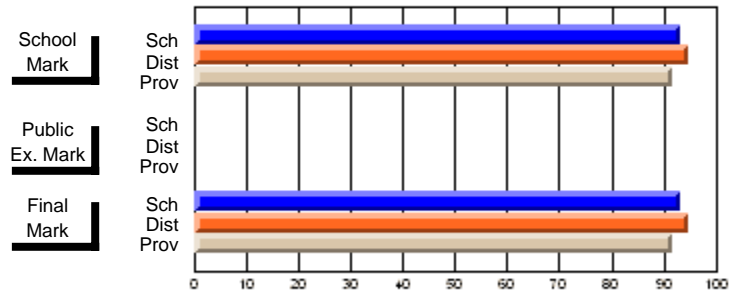
Grades: 7-12

Course: ENTERPRISE 3205											
# students in course: 44											
		<b>School Mark</b>	School vs District	School vs Province			<b>Public Exam Mark</b>	School vs District	School vs Province		
		<b>75.3</b>									
<b>Average Score</b>		76.2	q	p			76.2	q	p		
School		72.6					72.6				
District											
Province											
		<b>93.2</b>					<b>93.2</b>				
<b>Percent of Passes</b>		94.7	q	p			94.7	q	p		
School		91.7					91.7				
District											
Province											

**Average Scores**



**Percent Passes**



\* Data from the High School Certification System. The results from supplementary courses are not reflected in these results. All students obtaining a score of 48 or 49 on the final mark, were adjusted to 50 and are reflected in the Final Mark column.



**High School Course Results  
2002-03**

District 9 - Avalon West

#476 - Baccalieu Collegiate, Old Perlican

Grades: 7-12

**Subject: English Language**

Course: ENGLISH 1200		School data has 5 or fewer students. Data withheld for reasons of confidentiality.							
# students in course: 5									
	<b>School Mark</b>	School vs District	School vs Province	<b>Public Exam Mark</b>	School vs District	School vs Province	<b>Final Mark</b>	School vs District	School vs Province
<b><u>Average Score</u></b>									
School									
District	65.0	P	P				65.1	P	P
Province	62.9						62.9		
<b><u>Percent of Passes</u></b>									
School									
District	91.8	P	P				91.8	P	P
Province	88.9						88.9		

\* Data from the High School Certification System. The results from supplementary courses are not reflected in these results. All students obtaining a score of 48 or 49 on the final mark, were adjusted to 50 and are reflected in the Final Mark column.



## High School Course Results 2002-03

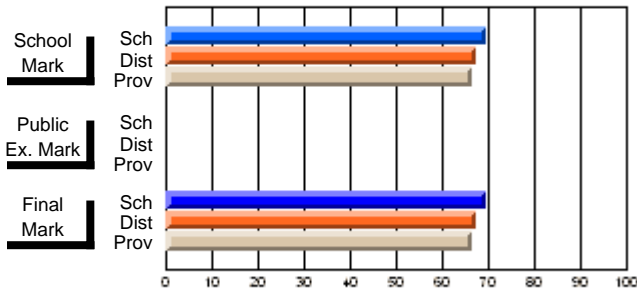
District 9 - Avalon West

#476 - Baccalieu Collegiate, Old Perican

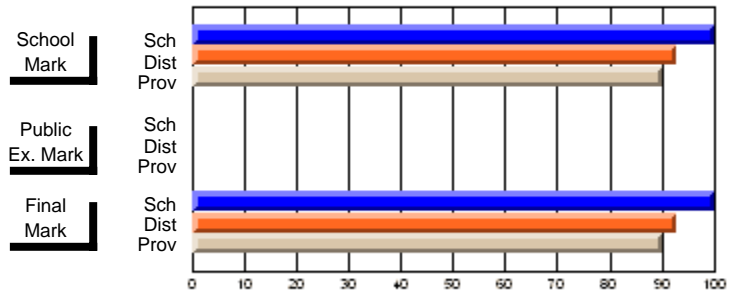
Grades: 7-12

Course: ENGLISH 1201											
# students in course: 48											
	<b>School Mark</b>	School vs District	School vs Province		<b>Public Exam Mark</b>	School vs District	School vs Province		<b>Final Mark</b>	School vs District	School vs Province
<b>Average Score</b>	<b>69.6</b>								<b>69.6</b>		
School	67.5	P	P						67.5	P	P
District	66.6								66.6		
Province											
<b>Percent of Passes</b>	<b>100.0</b>								<b>100.0</b>		
School	92.9	P	P						92.9	P	P
District	90.3								90.3		
Province											

**Average Scores**



**Percent Passes**



\* Data from the High School Certification System. The results from supplementary courses are not reflected in these results. All students obtaining a score of 48 or 49 on the final mark, were adjusted to 50 and are reflected in the Final Mark column.



## High School Course Results 2002-03

District 9 - Avalon West

#476 - Baccalieu Collegiate, Old Perican

Grades: 7-12

Course: ENGLISH 1202			
# students in course: 7	<b>School Mark</b>	School vs District	School vs Province
<b>Average Score</b>	<b>78.3</b>		
School	78.3		
District	63.2	P	P
Province	56.0		
<b>Percent of Passes</b>	<b>100.0</b>		
School	100.0		
District	92.6	P	P
Province	81.9		

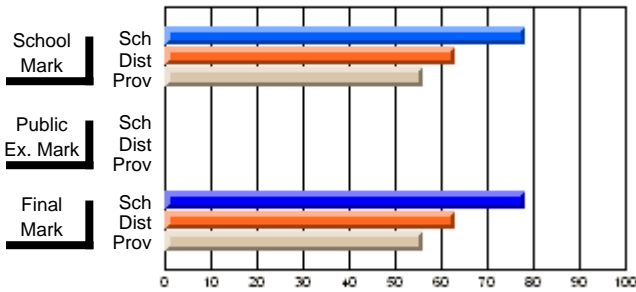
  

<b>Public Exam Mark</b>	School vs District	School vs Province

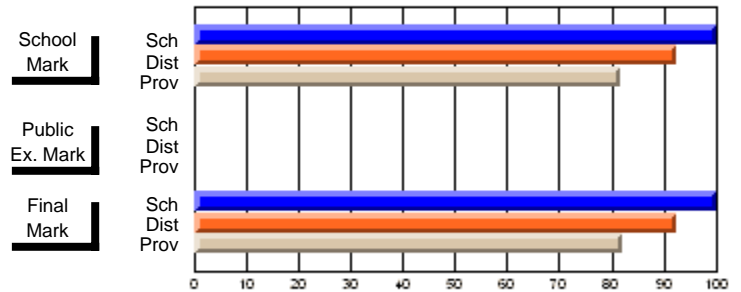
  

<b>Final Mark</b>	School vs District	School vs Province
<b>78.3</b>		
63.2	P	P
56.0		
<b>100.0</b>		
92.6	P	P
82.0		

**Average Scores**



**Percent Passes**



\* Data from the High School Certification System. The results from supplementary courses are not reflected in these results. All students obtaining a score of 48 or 49 on the final mark, were adjusted to 50 and are reflected in the Final Mark column.



## High School Course Results 2002-03

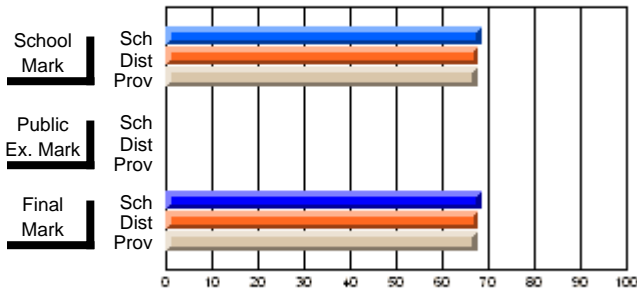
District 9 - Avalon West

#476 - Baccalieu Collegiate, Old Perlican

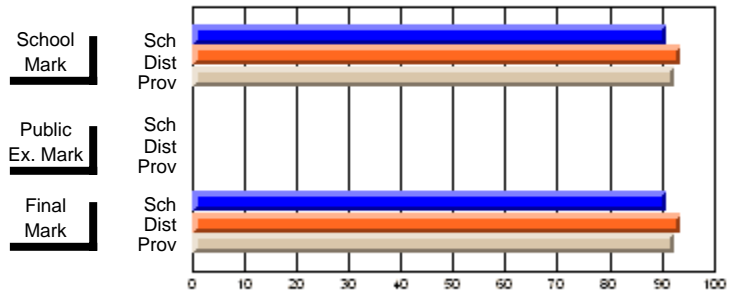
Grades: 7-12

Course: ENGLISH 2201			
# students in course: 45			
	<b>School Mark</b>	School vs District	School vs Province
<b>Average Score</b>	<b>68.4</b>		
School	67.9	P	P
District	67.6		
Province	67.6		
<b>Percent of Passes</b>	<b>91.1</b>		
School	93.8	Q	Q
District	92.3		
Province	92.3		
	<b>Public Exam Mark</b>	School vs District	School vs Province
	<b>Final Mark</b>	School vs District	School vs Province
	<b>68.4</b>		
	67.9	P	P
	67.6		
	67.6		
	<b>91.1</b>		
	93.8	Q	Q
	92.3		
	92.3		

**Average Scores**



**Percent Passes**



\* Data from the High School Certification System. The results from supplementary courses are not reflected in these results. All students obtaining a score of 48 or 49 on the final mark, were adjusted to 50 and are reflected in the Final Mark column.



## High School Course Results 2002-03

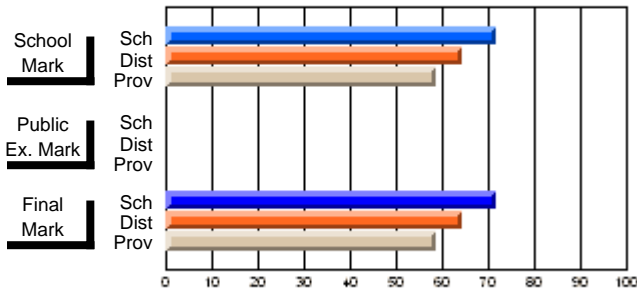
District 9 - Avalon West

#476 - Baccalieu Collegiate, Old Perlican

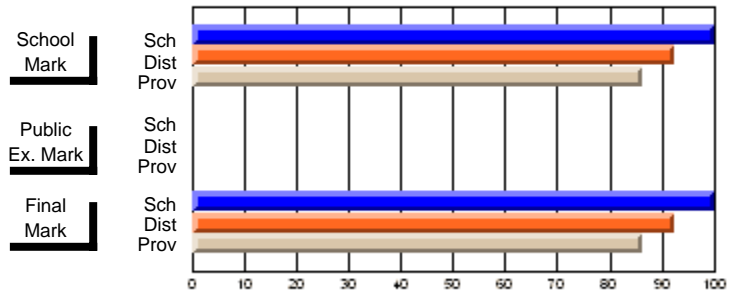
Grades: 7-12

Course: ENGLISH 2202			
# students in course: 18			
	<b>School Mark</b>	School vs District	School vs Province
<b>Average Score</b>	<b>71.6</b>		
School	64.3	P	P
District	58.8		
Province			
<b>Percent of Passes</b>	<b>100.0</b>		
School	92.5	P	P
District	86.2		
Province			
		<b>Public Exam Mark</b>	<b>Final Mark</b>
		School vs District	School vs Province
			<b>71.6</b>
			64.4
			58.8
			92.5
			86.2

**Average Scores**



**Percent Passes**



\* Data from the High School Certification System. The results from supplementary courses are not reflected in these results. All students obtaining a score of 48 or 49 on the final mark, were adjusted to 50 and are reflected in the Final Mark column.





## High School Course Results 2002-03

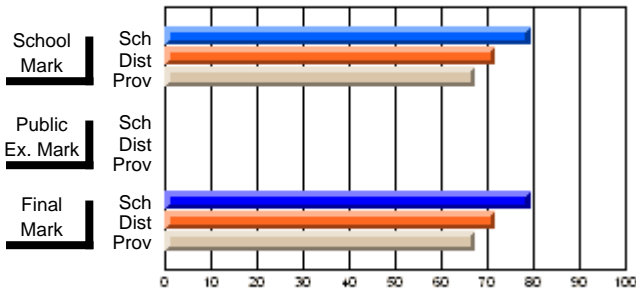
District 9 - Avalon West

#476 - Baccalieu Collegiate, Old Perlican

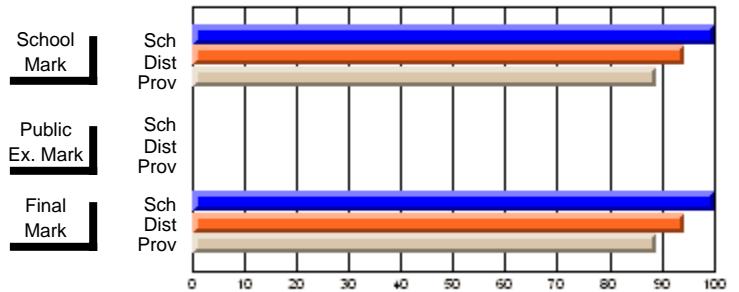
Grades: 7-12

Course: WRITING 2203											
# students in course: 46											
		<b>School Mark</b>	School vs District	School vs Province			<b>Public Exam Mark</b>	School vs District	School vs Province		
		<b>79.3</b>									
<b>Average Score</b>		71.6	P	P			71.6	P	P		
School		67.4					67.4				
District											
Province											
		<b>100.0</b>					<b>100.0</b>				
<b>Percent of Passes</b>		94.4	P	P			94.4	P	P		
School		89.0					89.0				
District											
Province											

**Average Scores**



**Percent Passes**



\* Data from the High School Certification System. The results from supplementary courses are not reflected in these results. All students obtaining a score of 48 or 49 on the final mark, were adjusted to 50 and are reflected in the Final Mark column.



## High School Course Results 2002-03

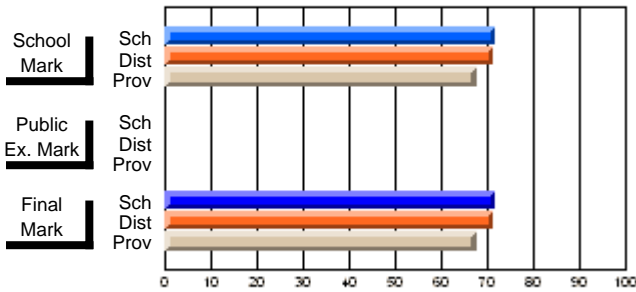
District 9 - Avalon West

#476 - Baccalieu Collegiate, Old Perlican

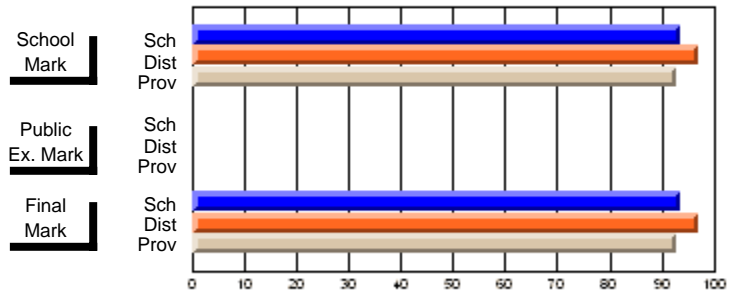
Grades: 7-12

Course: LANGUAGE 3101			
# students in course: 47			
	<b>School Mark</b>	School vs District	School vs Province
<b>Average Score</b>	<b>71.7</b>		
School	71.7		
District	71.3	P	P
Province	67.6		
<b>Percent of Passes</b>	<b>93.6</b>		
School	93.6		
District	97.0	Q	P
Province	92.9		

**Average Scores**



**Percent Passes**



\* Data from the High School Certification System. The results from supplementary courses are not reflected in these results. All students obtaining a score of 48 or 49 on the final mark, were adjusted to 50 and are reflected in the Final Mark column.



## High School Course Results 2002-03

District 9 - Avalon West

#476 - Baccalieu Collegiate, Old Perlican

Grades: 7-12

Course: BUSINESS ENGLISH 3102			
# students in course: 16			
	School Mark	School vs District	School vs Province
<b>Average Score</b>	<b>83.3</b>		
School	67.5	P	P
District	63.2		
Province			
<b>Percent of Passes</b>	<b>100.0</b>		
School	94.8	P	P
District	90.1		
Province			

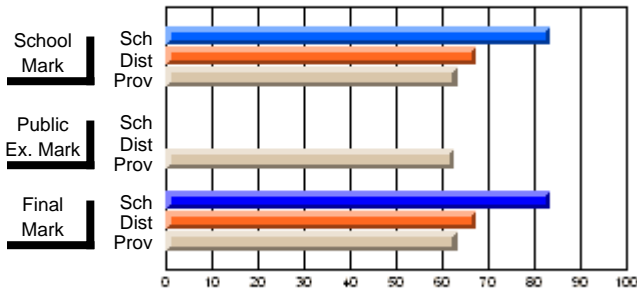
  

	Public Exam Mark	School vs District	School vs Province
<b>Public Exam Mark</b>	<b>62.5</b>		
School			
District			
Province			

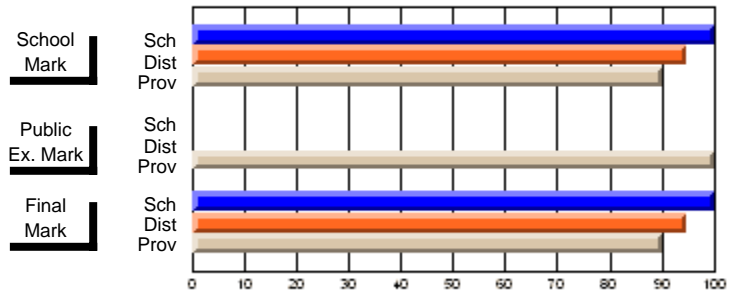
  

	Final Mark	School vs District	School vs Province
<b>Final Mark</b>	<b>83.3</b>		
School	67.5	P	P
District	63.2		
Province			

**Average Scores**



**Percent Passes**



\* Data from the High School Certification System. The results from supplementary courses are not reflected in these results. All students obtaining a score of 48 or 49 on the final mark, were adjusted to 50 and are reflected in the Final Mark column.



**High School Course Results  
2002-03**

District 9 - Avalon West

#476 - Baccalieu Collegiate, Old Perlican

Grades: 7-12

**Subject: English Literature**

Course: THEATRE ARTS 2200				School data has 5 or fewer students. Data withheld for reasons of confidentiality.			
# students in course: 5				<b>Public Exam Mark</b>		<b>Final Mark</b>	
	<b>School Mark</b>	School vs District	School vs Province	School vs District	School vs Province	School vs District	School vs Province
<b>Average Score</b>							
School							
District	82.8	q	p			82.8	q
Province	73.9					73.9	
<b>Percent of Passes</b>							
School							
District	96.3	p	p			96.3	p
Province	93.5					93.6	

\* Data from the High School Certification System. The results from supplementary courses are not reflected in these results. All students obtaining a score of 48 or 49 on the final mark, were adjusted to 50 and are reflected in the Final Mark column.



## High School Course Results 2002-03

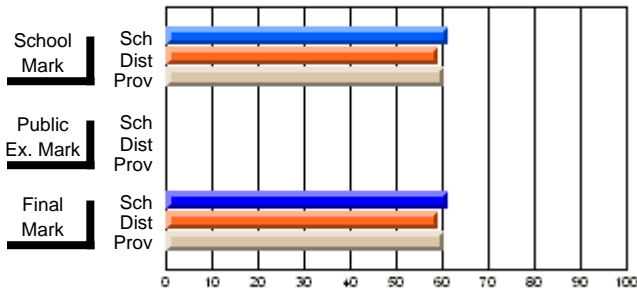
District 9 - Avalon West

#476 - Baccalieu Collegiate, Old Perican

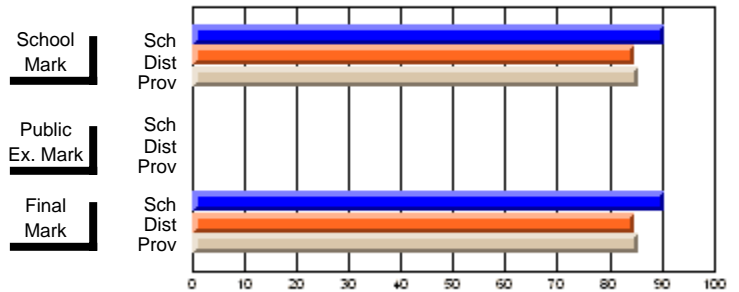
Grades: 7-12

Course: CANADIAN LITERATURE 2204			
# students in course: 21			
	<b>School Mark</b>	School vs District	School vs Province
<b>Average Score</b>	<b>61.1</b>		
School	61.1		
District	59.3	P	P
Province	60.5		
<b>Percent of Passes</b>	<b>90.5</b>		
School	90.5		
District	84.8	P	P
Province	85.4		

**Average Scores**



**Percent Passes**



\* Data from the High School Certification System. The results from supplementary courses are not reflected in these results. All students obtaining a score of 48 or 49 on the final mark, were adjusted to 50 and are reflected in the Final Mark column.



## High School Course Results 2002-03

District 9 - Avalon West

#476 - Baccalieu Collegiate, Old Perican

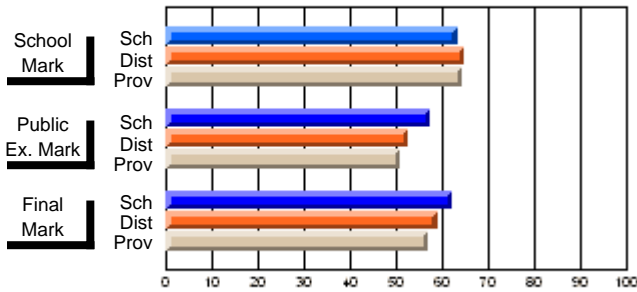
Grades: 7-12

Course: THEMATIC LITERATURE 3201

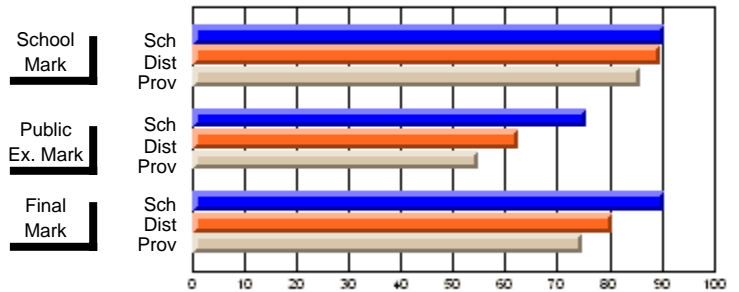
# students in course: 53

	<b>School Mark</b>	School vs District	School vs Province	<b>Public Exam Mark</b>	School vs District	School vs Province	<b>Final Mark</b>	School vs District	School vs Province
<b>Average Score</b>									
School	<b>63.2</b>			<b>57.2</b>			<b>62.0</b>		
District	64.9	q	q	52.7	p	p	58.9	p	p
Province	64.4			50.9			57.1		
<b>Percent of Passes</b>									
School	<b>90.6</b>			<b>75.5</b>			<b>90.6</b>		
District	89.7	p	p	62.5	p	p	80.4	p	p
Province	85.9			54.8			74.8		

**Average Scores**



**Percent Passes**



\* Data from the High School Certification System. The results from supplementary courses are not reflected in these results. All students obtaining a score of 48 or 49 on the final mark, were adjusted to 50 and are reflected in the Final Mark column.



## High School Course Results 2002-03

District 9 - Avalon West

#476 - Baccalieu Collegiate, Old Perlican

Grades: 7-12

Course: FOLK LITERATURE 3203			
# students in course: 19			
	<b>School Mark</b>	School vs District	School vs Province
<b>Average Score</b>	<b>71.1</b>		
School	64.0	P	P
District	59.9		
Province			
<b>Percent of Passes</b>			
School	<b>94.7</b>		
District	90.3	P	P
Province	84.7		

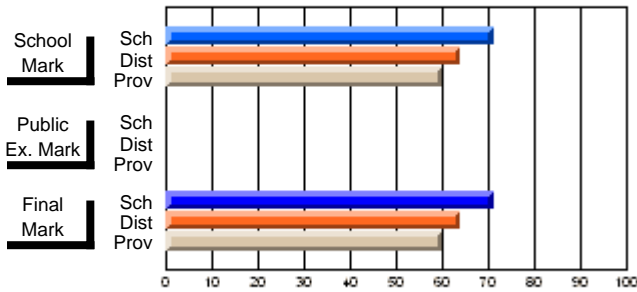
  

	<b>Public Exam Mark</b>	School vs District	School vs Province
<b>Final Mark</b>	<b>71.1</b>		
School	64.0	P	P
District	59.9		
Province			

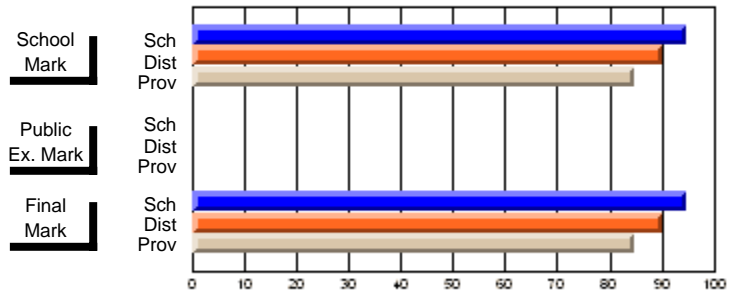
  

	<b>Final Mark</b>	School vs District	School vs Province
<b>Final Mark</b>	<b>94.7</b>		
School	90.3	P	P
District	84.8		
Province			

**Average Scores**



**Percent Passes**



\* Data from the High School Certification System. The results from supplementary courses are not reflected in these results. All students obtaining a score of 48 or 49 on the final mark, were adjusted to 50 and are reflected in the Final Mark column.



## High School Course Results 2002-03

District 9 - Avalon West

#476 - Baccalieu Collegiate, Old Perican

Grades: 7-12

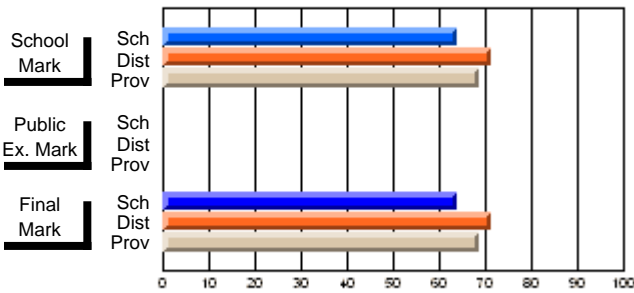
### Subject: Family Studies

Course: FAMILY LIVING 2200			
# students in course: 46			
	<b>School Mark</b>	School vs District	School vs Province
<b>Average Score</b>	<b>64.0</b>		
School	64.0		
District	71.1	q	q
Province	68.5		
<b>Percent of Passes</b>			
School	<b>84.8</b>		
District	92.5	q	q
Province	89.4		

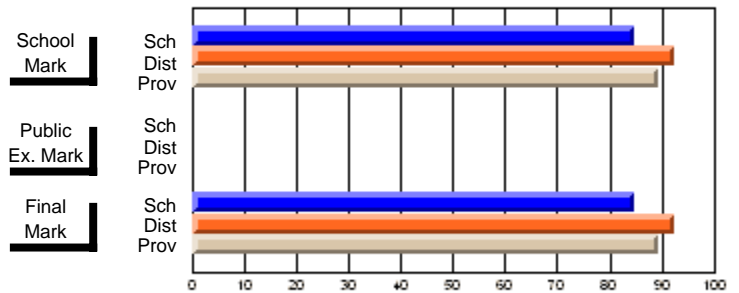
  

	<b>Public Exam Mark</b>	School vs District	School vs Province
<b>Final Mark</b>			
School	<b>64.0</b>		
District	71.1	q	q
Province	68.5		

**Average Scores**



**Percent Passes**



\* Data from the High School Certification System. The results from supplementary courses are not reflected in these results. All students obtaining a score of 48 or 49 on the final mark, were adjusted to 50 and are reflected in the Final Mark column.





## High School Course Results 2002-03

District 9 - Avalon West

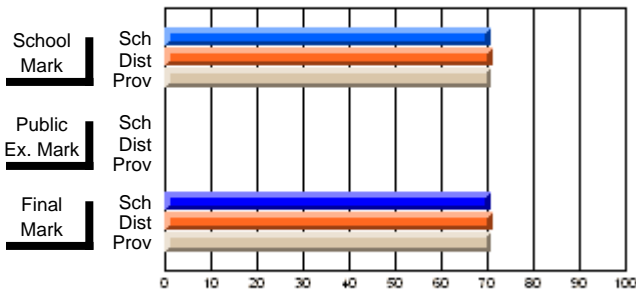
#476 - Baccalieu Collegiate, Old Perican

Grades: 7-12

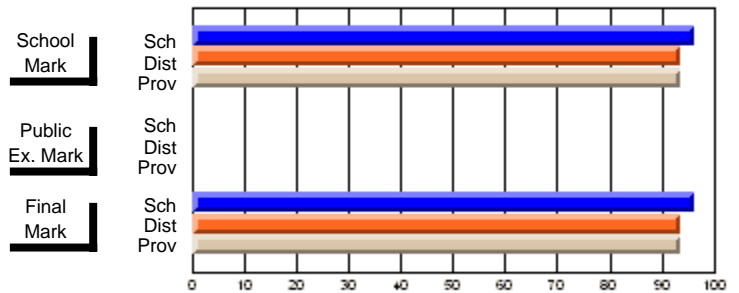
**Subject: French**

Course: FRENCH 2200								
# students in course: 27								
	<b>School Mark</b>	School vs District	School vs Province		<b>Public Exam Mark</b>	School vs District	School vs Province	
<b><u>Average Score</u></b>	<b>70.6</b>							
School	71.0	q	q					
District	70.9							
Province								
<b><u>Percent of Passes</u></b>	<b>96.3</b>							
School	93.5	p	p					
District	93.8							
Province								

**Average Scores**



**Percent Passes**



\* Data from the High School Certification System. The results from supplementary courses are not reflected in these results. All students obtaining a score of 48 or 49 on the final mark, were adjusted to 50 and are reflected in the Final Mark column.



## High School Course Results 2002-03

District 9 - Avalon West

#476 - Baccalieu Collegiate, Old Perican

Grades: 7-12

Course: FRENCH 3200			
# students in course: 9			
	<b>School Mark</b>	School vs District	School vs Province
<b>Average Score</b>			
School	<b>77.6</b>		
District	72.2	P	P
Province	73.1		
<b>Percent of Passes</b>			
School	<b>100.0</b>		
District	97.4	P	P
Province	97.4		

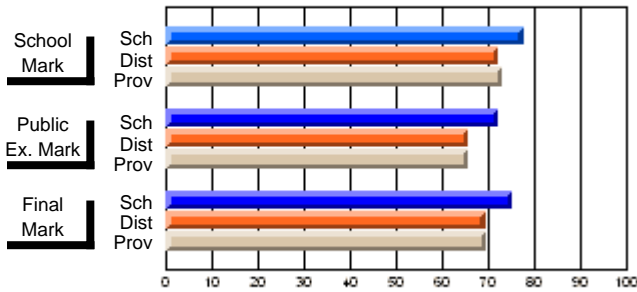
  

	<b>Public Exam Mark</b>	School vs District	School vs Province
<b>Public Exam Mark</b>			
School	<b>72.0</b>		
District	65.6	P	P
Province	65.7		

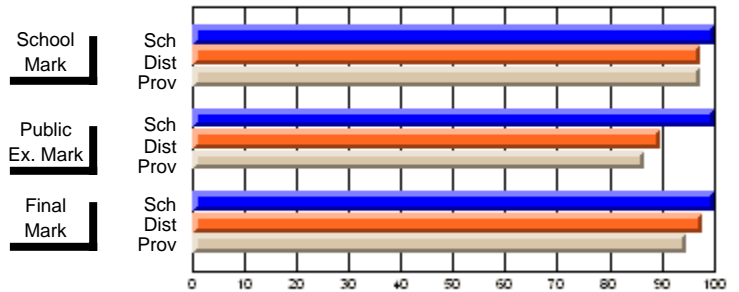
  

	<b>Final Mark</b>	School vs District	School vs Province
<b>Final Mark</b>			
School	<b>75.1</b>		
District	69.3	P	P
Province	69.4		

**Average Scores**



**Percent Passes**



\* Data from the High School Certification System. The results from supplementary courses are not reflected in these results. All students obtaining a score of 48 or 49 on the final mark, were adjusted to 50 and are reflected in the Final Mark column.



**High School Course Results  
2002-03**

District 9 - Avalon West

#476 - Baccalieu Collegiate, Old Perican

Grades: 7-12

Course: FRENCH 3201				School data has 5 or fewer students. Data withheld for reasons of confidentiality.					
# students in course: 1									
	<b>School Mark</b>	School vs District	School vs Province	<b>Public Exam Mark</b>	School vs District	School vs Province	<b>Final Mark</b>	School vs District	School vs Province
<b>Average Score</b>									
School									
District	83.8	q	q				83.8	q	q
Province	78.0						78.0		
<b>Percent of Passes</b>									
School									
District	100.0	P	P				100.0	P	P
Province	98.6						98.6		

\* Data from the High School Certification System. The results from supplementary courses are not reflected in these results. All students obtaining a score of 48 or 49 on the final mark, were adjusted to 50 and are reflected in the Final Mark column.







## High School Course Results 2002-03

District 9 - Avalon West

#476 - Baccalieu Collegiate, Old Perican

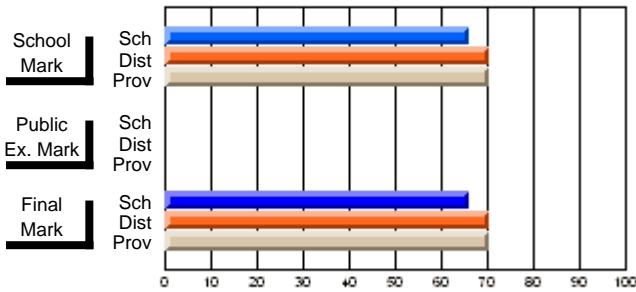
Grades: 7-12

Course: DESIGN TECHNOLOGY 1109

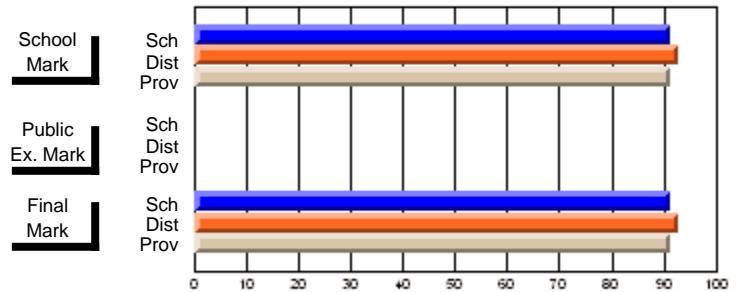
# students in course: 23

	<b>School Mark</b>	School vs District	School vs Province	<b>Public Exam Mark</b>	School vs District	School vs Province	<b>Final Mark</b>	School vs District	School vs Province
<b>Average Score</b>	<b>65.9</b>						<b>65.9</b>		
School	65.9						65.9		
District	70.4	q	q				70.4	q	q
Province	70.5						70.5		
<b>Percent of Passes</b>	<b>91.3</b>						<b>91.3</b>		
School	91.3						91.3		
District	93.0	q	q				93.0	q	q
Province	91.4						91.4		

**Average Scores**



**Percent Passes**



\* Data from the High School Certification System. The results from supplementary courses are not reflected in these results. All students obtaining a score of 48 or 49 on the final mark, were adjusted to 50 and are reflected in the Final Mark column.



## High School Course Results 2002-03

District 9 - Avalon West

#476 - Baccalieu Collegiate, Old Perlican

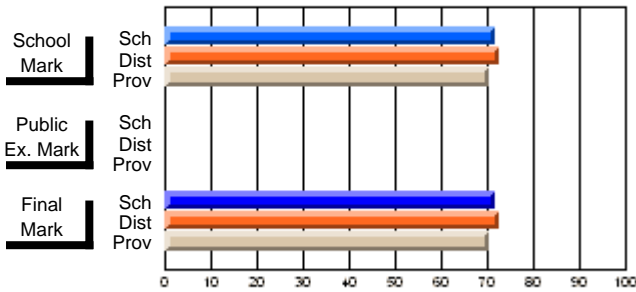
Grades: 7-12

Course: COMMUNICATIONS TECHNOLOGY 2104

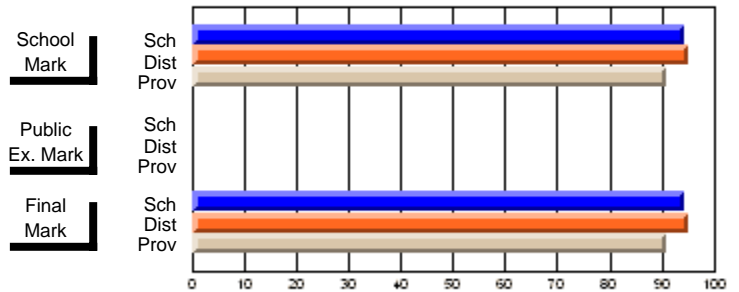
# students in course: 18

	<b>School Mark</b>	School vs District	School vs Province	<b>Public Exam Mark</b>	School vs District	School vs Province	<b>Final Mark</b>	School vs District	School vs Province
<b>Average Score</b>	<b>71.7</b>						<b>71.7</b>		
School	71.7						71.7		
District	72.6	q	P				72.6	q	P
Province	70.4						70.4		
<b>Percent of Passes</b>	<b>94.4</b>						<b>94.4</b>		
School	94.4						94.4		
District	95.0	q	P				95.0	q	P
Province	90.8						90.9		

**Average Scores**



**Percent Passes**



\* Data from the High School Certification System. The results from supplementary courses are not reflected in these results. All students obtaining a score of 48 or 49 on the final mark, were adjusted to 50 and are reflected in the Final Mark column.



## High School Course Results 2002-03

District 9 - Avalon West

#476 - Baccalieu Collegiate, Old Perlican

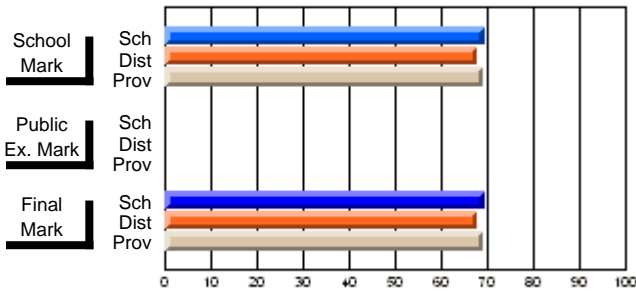
Grades: 7-12

Course: DESIGN TECHNOLOGY 2109			
# students in course: 22			
	<b>School Mark</b>	School vs District	School vs Province
<b>Average Score</b>	<b>69.3</b>		
School	69.3		
District	67.8	P	P
Province	69.1		
<b>Percent of Passes</b>			
School	<b>95.5</b>		
District	90.0	P	P
Province	89.3		

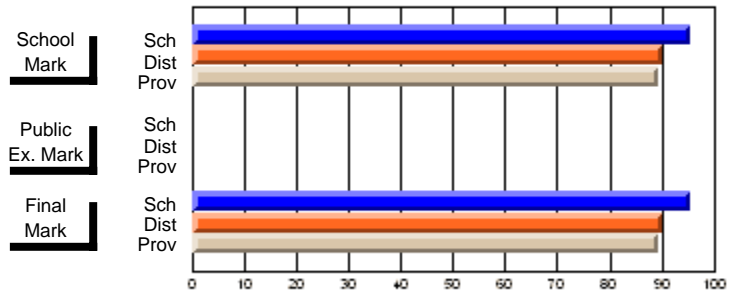
  

	<b>Public Exam Mark</b>	School vs District	School vs Province
<b>Final Mark</b>			
School	<b>69.3</b>		
District	67.8	P	P
Province	69.1		

**Average Scores**



**Percent Passes**



\* Data from the High School Certification System. The results from supplementary courses are not reflected in these results. All students obtaining a score of 48 or 49 on the final mark, were adjusted to 50 and are reflected in the Final Mark column.





## High School Course Results 2002-03

District 9 - Avalon West

#476 - Baccalieu Collegiate, Old Perlican

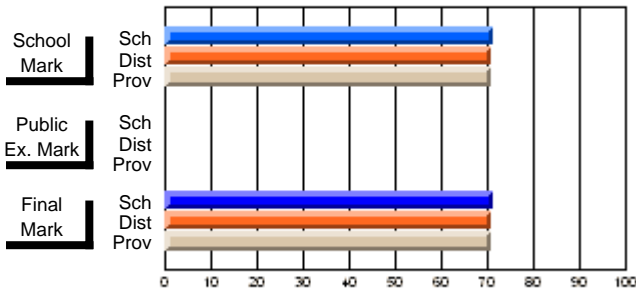
Grades: 7-12

Course: COMMUNICATIONS TECHNOLOGY 3104

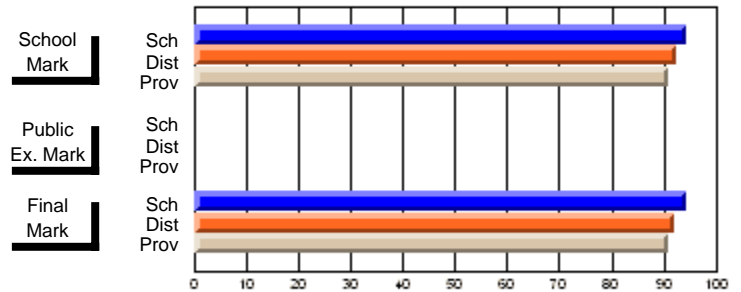
# students in course: 18

	<b>School Mark</b>	School vs District	School vs Province	<b>Public Exam Mark</b>	School vs District	School vs Province	<b>Final Mark</b>	School vs District	School vs Province
<b>Average Score</b>	<b>71.2</b>						<b>71.2</b>		
School	71.2						71.2		
District	70.9	P	P				70.8	P	P
Province	71.0						70.9		
<b>Percent of Passes</b>	<b>94.4</b>						<b>94.4</b>		
School	94.4						94.4		
District	92.5	P	P				92.0	P	P
Province	90.9						90.9		

**Average Scores**



**Percent Passes**



\* Data from the High School Certification System. The results from supplementary courses are not reflected in these results. All students obtaining a score of 48 or 49 on the final mark, were adjusted to 50 and are reflected in the Final Mark column.



## High School Course Results 2002-03

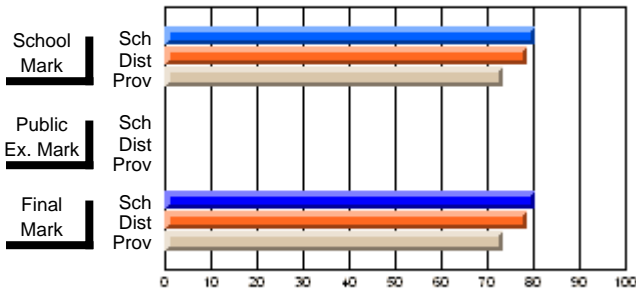
District 9 - Avalon West

#476 - Baccalieu Collegiate, Old Perican

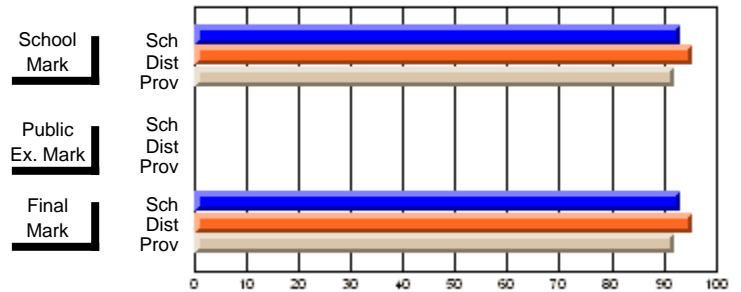
Grades: 7-12

Course: WEBMASTER 3224									
# students in course: 29									
	<b>School Mark</b>	School vs District	School vs Province	<b>Public Exam Mark</b>	School vs District	School vs Province	<b>Final Mark</b>	School vs District	School vs Province
<b><u>Average Score</u></b>	<b>80.4</b>						<b>80.4</b>		
School	78.6	P	P				78.6	P	P
District	73.5						73.5		
Province									
<b><u>Percent of Passes</u></b>									
School	<b>93.1</b>						<b>93.1</b>		
District	95.6	Q	P				95.6	Q	P
Province	91.9						91.9		

**Average Scores**



**Percent Passes**



\* Data from the High School Certification System. The results from supplementary courses are not reflected in these results. All students obtaining a score of 48 or 49 on the final mark, were adjusted to 50 and are reflected in the Final Mark column.



## High School Course Results 2002-03

District 9 - Avalon West

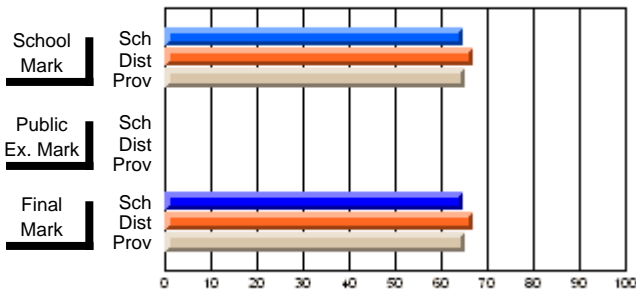
#476 - Baccalieu Collegiate, Old Perican

Grades: 7-12

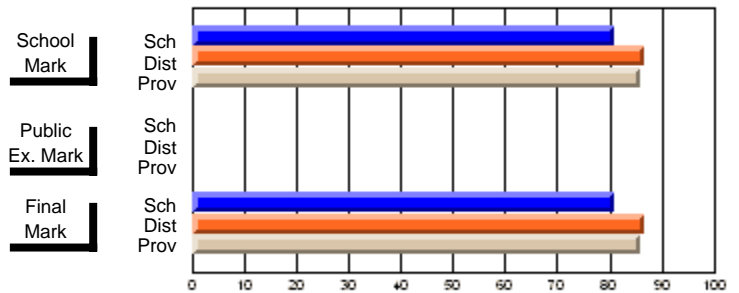
### Subject: Mathematics

Course: MATHEMATICS 1204								
# students in course: 47								
	<b>School Mark</b>	School vs District	School vs Province		<b>Public Exam Mark</b>	School vs District	School vs Province	
<b><u>Average Score</u></b>								
School	<b>64.8</b>							
District	66.9	q	q					
Province	65.0							
<b><u>Percent of Passes</u></b>								
School	<b>80.9</b>							
District	86.8	q	q					
Province	85.8							

**Average Scores**



**Percent Passes**



\* Data from the High School Certification System. The results from supplementary courses are not reflected in these results. All students obtaining a score of 48 or 49 on the final mark, were adjusted to 50 and are reflected in the Final Mark column.



## High School Course Results 2002-03

District 9 - Avalon West

#476 - Baccalieu Collegiate, Old Perlican

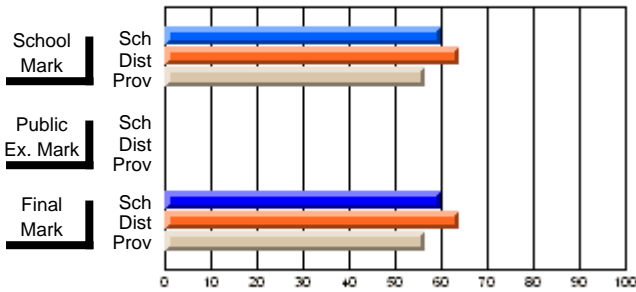
Grades: 7-12

Course: MATHEMATICS 1206			
# students in course: 12			
	School Mark	School vs District	School vs Province
<b>Average Score</b>	<b>60.1</b>		
School	60.1		
District	63.8	q	P
Province	56.4		
<b>Percent of Passes</b>	<b>91.7</b>		
School	91.7		
District	88.5	P	P
Province	78.1		

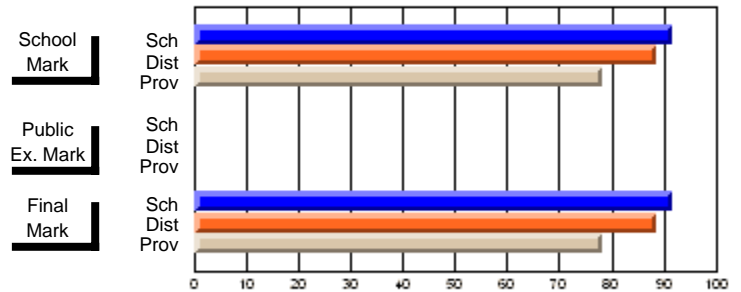
  

	Public Exam Mark	School vs District	School vs Province
<b>Final Mark</b>	<b>60.1</b>		
School	60.1		
District	63.8	q	P
Province	56.4		
<b>Percent of Passes</b>	<b>91.7</b>		
School	91.7		
District	88.6	P	P
Province	78.3		

**Average Scores**



**Percent Passes**



\* Data from the High School Certification System. The results from supplementary courses are not reflected in these results. All students obtaining a score of 48 or 49 on the final mark, were adjusted to 50 and are reflected in the Final Mark column.



## High School Course Results 2002-03

District 9 - Avalon West

#476 - Baccalieu Collegiate, Old Perlican

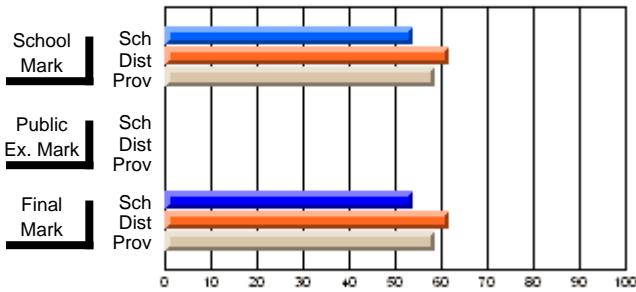
Grades: 7-12

Course: MATHEMATICS 2204			
# students in course: 30			
	<b>School Mark</b>	School vs District	School vs Province
<b>Average Score</b>			
School	<b>53.7</b>		
District	61.8	q	q
Province	58.6		
<b>Percent of Passes</b>			
School	<b>70.0</b>		
District	83.8	q	q
Province	79.1		

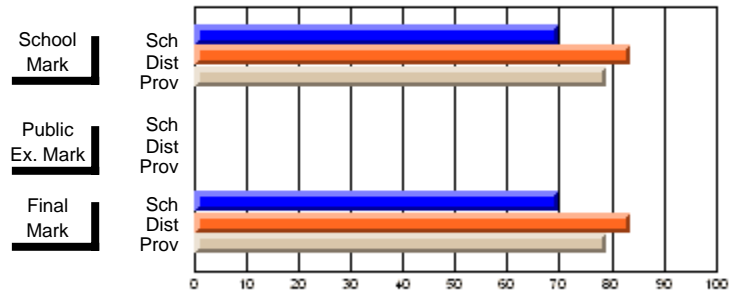
  

	<b>Public Exam Mark</b>	School vs District	School vs Province
<b>Final Mark</b>			
School	<b>53.7</b>		
District	61.8	q	q
Province	58.6		

**Average Scores**



**Percent Passes**



\* Data from the High School Certification System. The results from supplementary courses are not reflected in these results. All students obtaining a score of 48 or 49 on the final mark, were adjusted to 50 and are reflected in the Final Mark column.



## High School Course Results 2002-03

District 9 - Avalon West

#476 - Baccalieu Collegiate, Old Perlican

Grades: 7-12

Course: MATHEMATICS 2205			
# students in course: 17			
	<b>School Mark</b>	School vs District	School vs Province
<b>Average Score</b>			
School	<b>73.7</b>		
District	75.0	q	q
Province	75.2		
<b>Percent of Passes</b>			
School	<b>88.2</b>		
District	97.8	q	q
Province	97.6		

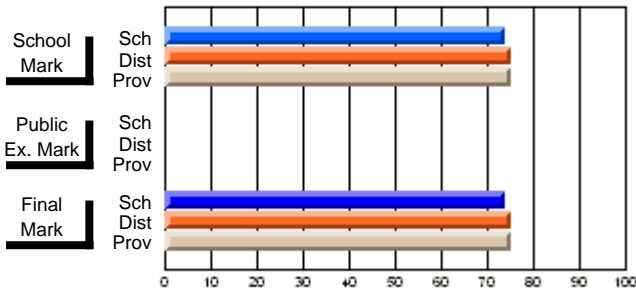
  

	<b>Public Exam Mark</b>	School vs District	School vs Province
<b>Final Mark</b>			
School	<b>73.7</b>		
District	75.0	q	q
Province	75.2		

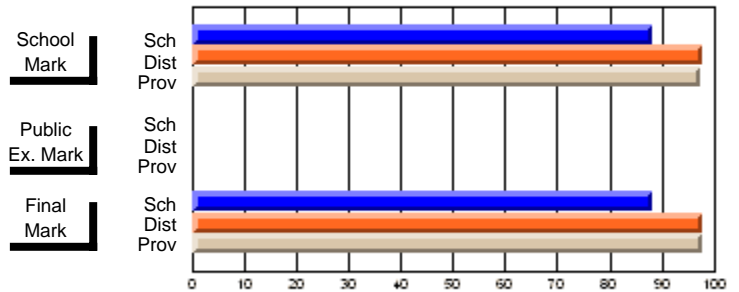
  

	<b>Final Mark</b>	School vs District	School vs Province
School	<b>88.2</b>		
District	97.8	q	q
Province	97.7		

**Average Scores**



**Percent Passes**



\* Data from the High School Certification System. The results from supplementary courses are not reflected in these results. All students obtaining a score of 48 or 49 on the final mark, were adjusted to 50 and are reflected in the Final Mark column.



**High School Course Results  
2002-03**

District 9 - Avalon West

#476 - Baccalieu Collegiate, Old Perican

Grades: 7-12

Course: MATHEMATIC 2206				School data has 5 or fewer students. Data withheld for reasons of confidentiality.					
# students in course: 2									
	<b>School Mark</b>	School vs District	School vs Province	<b>Public Exam Mark</b>	School vs District	School vs Province	<b>Final Mark</b>	School vs District	School vs Province
<b>Average Score</b>									
School									
District	65.0	P	P				65.1	P	P
Province	58.6						58.6		
<b>Percent of Passes</b>									
School									
District	91.2	P	P				91.2	P	P
Province	82.2						82.2		

\* Data from the High School Certification System. The results from supplementary courses are not reflected in these results. All students obtaining a score of 48 or 49 on the final mark, were adjusted to 50 and are reflected in the Final Mark column.



## High School Course Results 2002-03

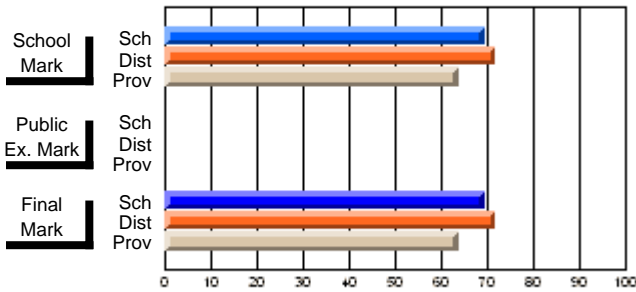
District 9 - Avalon West

#476 - Baccalieu Collegiate, Old Perlican

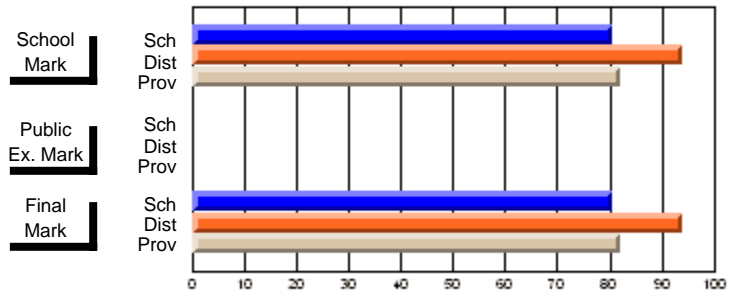
Grades: 7-12

Course: MATHEMATICS 3103			
# students in course: 46			
	<b>School Mark</b>	School vs District	School vs Province
<b>Average Score</b>			
School	<b>69.3</b>		
District	71.8	q	p
Province	63.6		
<b>Percent of Passes</b>			
School	<b>80.4</b>		
District	93.9	q	q
Province	82.0		

**Average Scores**



**Percent Passes**



\* Data from the High School Certification System. The results from supplementary courses are not reflected in these results. All students obtaining a score of 48 or 49 on the final mark, were adjusted to 50 and are reflected in the Final Mark column.





## High School Course Results 2002-03

District 9 - Avalon West

#476 - Baccalieu Collegiate, Old Perican

Grades: 7-12

Course: MATHEMATICS 3204			
# students in course: 37			
	<b>School Mark</b>	School vs District	School vs Province
<b>Average Score</b>	<b>57.1</b>		
School	64.5	q	q
District	61.8		
Province			
<b>Percent of Passes</b>	<b>70.3</b>		
School	86.4	q	q
District	79.3		
Province			

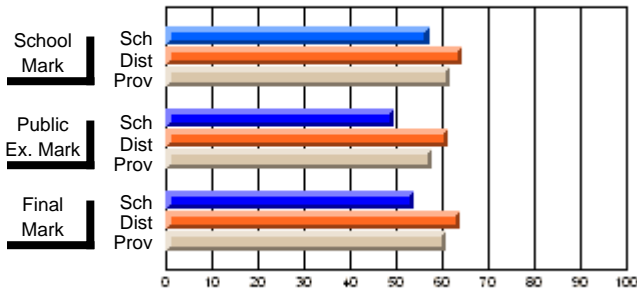
  

	<b>Public Exam Mark</b>	School vs District	School vs Province
<b>Public Exam Mark</b>	<b>49.6</b>		
School	61.1	q	q
District	57.9		
Province			

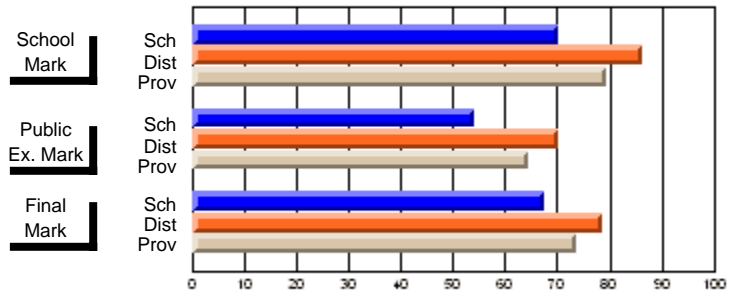
  

	<b>Final Mark</b>	School vs District	School vs Province
<b>Final Mark</b>	<b>53.7</b>		
School	63.8	q	q
District	60.7		
Province			

**Average Scores**



**Percent Passes**



\* Data from the High School Certification System. The results from supplementary courses are not reflected in these results. All students obtaining a score of 48 or 49 on the final mark, were adjusted to 50 and are reflected in the Final Mark column.



## High School Course Results 2002-03

District 9 - Avalon West

#476 - Baccalieu Collegiate, Old Perlican

Grades: 7-12

Course: MATHEMATICS 3205			
# students in course: 17			
	<b>School Mark</b>	School vs District	School vs Province
<b>Average Score</b>	<b>62.7</b>		
School	62.7		
District	70.7	q	q
Province	74.0		
<b>Percent of Passes</b>			
School	<b>82.4</b>		
District	95.2	q	q
Province	96.6		

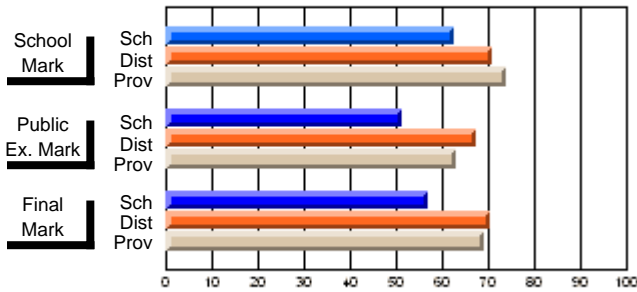
  

	<b>Public Exam Mark</b>	School vs District	School vs Province
<b>Public Exam Mark</b>	<b>51.1</b>		
School	51.1		
District	67.3	q	q
Province	62.9		

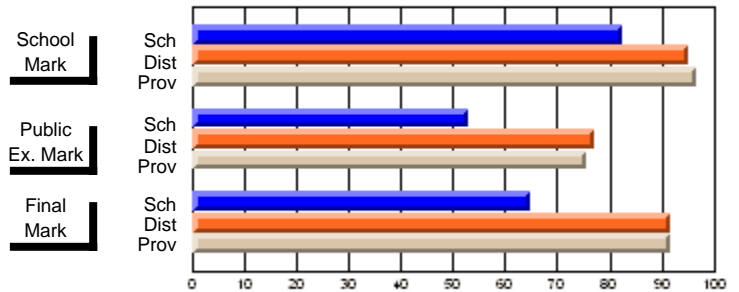
  

	<b>Final Mark</b>	School vs District	School vs Province
<b>Final Mark</b>	<b>57.1</b>		
School	57.1		
District	70.3	q	q
Province	69.2		

**Average Scores**



**Percent Passes**



\* Data from the High School Certification System. The results from supplementary courses are not reflected in these results. All students obtaining a score of 48 or 49 on the final mark, were adjusted to 50 and are reflected in the Final Mark column.



## High School Course Results 2002-03

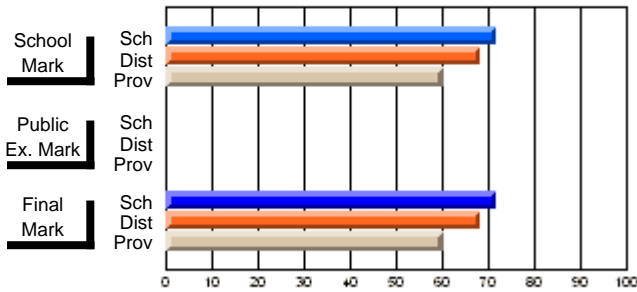
District 9 - Avalon West

#476 - Baccalieu Collegiate, Old Perlican

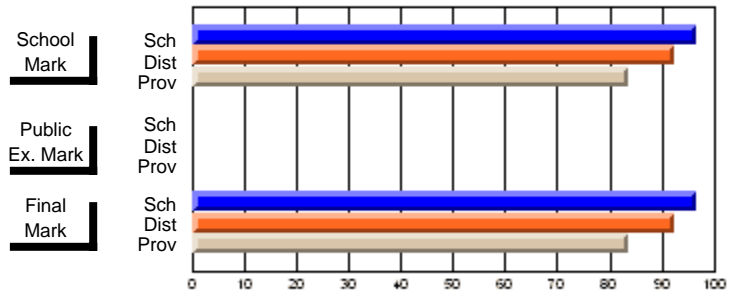
Grades: 7-12

<b>Course: MATHEMATICS 3206</b>						
# students in course: 31						
	<b>School Mark</b>	School vs District	School vs Province	<b>Public Exam Mark</b>	School vs District	School vs Province
<b>Average Score</b>	<b>71.5</b>					
School	68.2	P	P			
District	60.2					
Province						
<b>Percent of Passes</b>	<b>96.8</b>					
School	92.4	P	P			
District	83.8					
Province						

**Average Scores**



**Percent Passes**



\* Data from the High School Certification System. The results from supplementary courses are not reflected in these results. All students obtaining a score of 48 or 49 on the final mark, were adjusted to 50 and are reflected in the Final Mark column.



## High School Course Results 2002-03

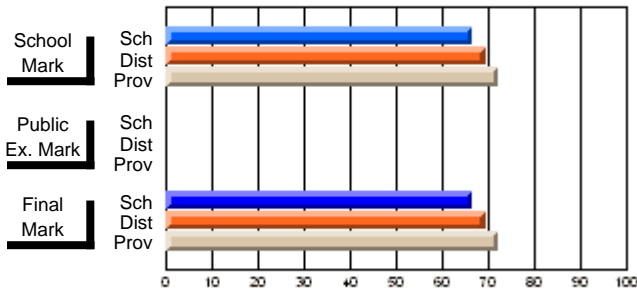
District 9 - Avalon West

#476 - Baccalieu Collegiate, Old Perlican

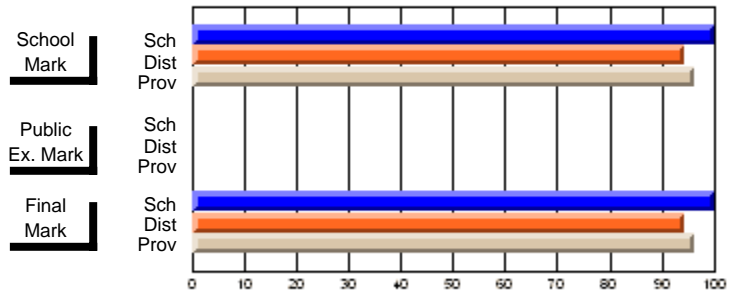
Grades: 7-12

Course: MATHEMATICS 3207			
# students in course: 11			
	<b>School Mark</b>	School vs District	School vs Province
<b>Average Score</b>	<b>66.6</b>		
School	66.6		
District	69.3	q	q
Province	72.0		
<b>Percent of Passes</b>	<b>100.0</b>		
School	100.0		
District	94.4	P	P
Province	96.2		

**Average Scores**



**Percent Passes**



\* Data from the High School Certification System. The results from supplementary courses are not reflected in these results. All students obtaining a score of 48 or 49 on the final mark, were adjusted to 50 and are reflected in the Final Mark column.





## High School Course Results 2002-03

District 9 - Avalon West

#476 - Baccalieu Collegiate, Old Perlican

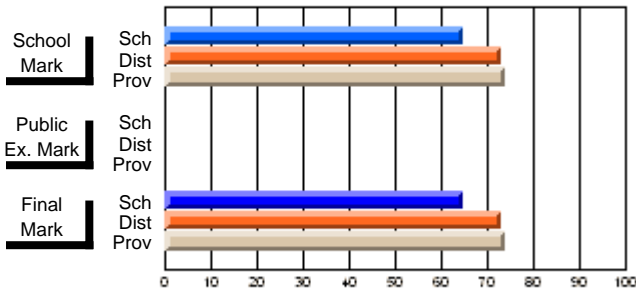
Grades: 7-12

Course: EXPERIENCING MUSIC 2200

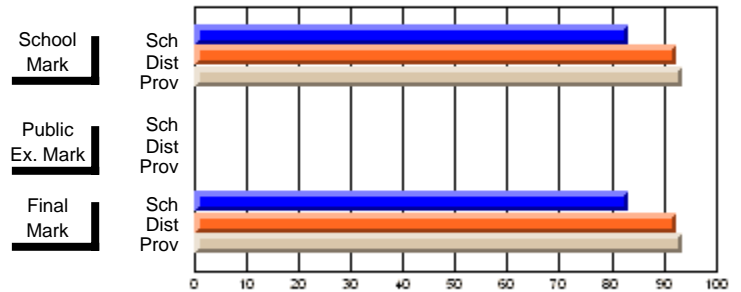
# students in course: 18

	<b>School Mark</b>	School vs District	School vs Province	<b>Public Exam Mark</b>	School vs District	School vs Province	<b>Final Mark</b>	School vs District	School vs Province
<b>Average Score</b>	<b>64.8</b>						<b>64.8</b>		
School	64.8						64.8		
District	72.8	q	q				72.9	q	q
Province	73.7						73.8		
<b>Percent of Passes</b>	<b>83.3</b>						<b>83.3</b>		
School	83.3						83.3		
District	92.3	q	q				92.3	q	q
Province	93.7						93.7		

**Average Scores**



**Percent Passes**



\* Data from the High School Certification System. The results from supplementary courses are not reflected in these results. All students obtaining a score of 48 or 49 on the final mark, were adjusted to 50 and are reflected in the Final Mark column.



## High School Course Results 2002-03

District 9 - Avalon West

#476 - Baccalieu Collegiate, Old Perican

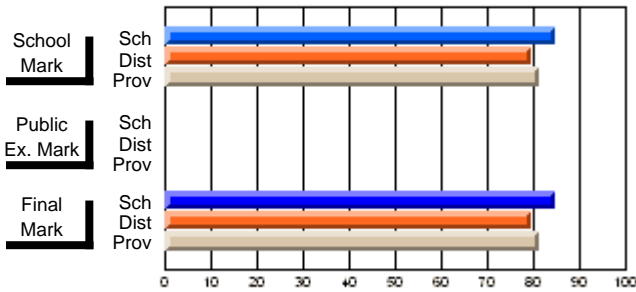
Grades: 7-12

Course: APPLIED MUSIC 2206			
# students in course: 23			
	<b>School Mark</b>	School vs District	School vs Province
<b>Average Score</b>	<b>84.7</b>		
School	84.7		
District	79.3	P	P
Province	81.4		
<b>Percent of Passes</b>	<b>100.0</b>		
School	100.0		
District	95.6	P	P
Province	96.3		

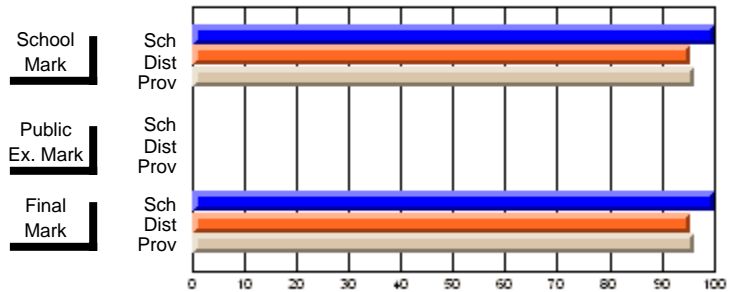
  

	<b>Public Exam Mark</b>	School vs District	School vs Province
<b>Final Mark</b>	<b>84.7</b>		
School	84.7		
District	79.3	P	P
Province	81.4		
<b>Percent of Passes</b>	<b>100.0</b>		
School	100.0		
District	95.6	P	P
Province	96.4		

**Average Scores**



**Percent Passes**



\* Data from the High School Certification System. The results from supplementary courses are not reflected in these results. All students obtaining a score of 48 or 49 on the final mark, were adjusted to 50 and are reflected in the Final Mark column.



## High School Course Results 2002-03

District 9 - Avalon West

#476 - Baccalieu Collegiate, Old Perican

Grades: 7-12

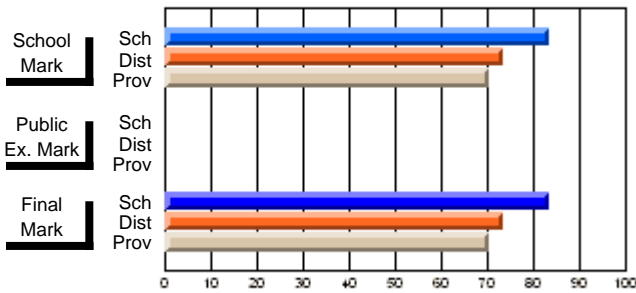
### Subject: Physical Education

Course: HEALTHY LIVING 1200			
# students in course: 29			
	<b>School Mark</b>	School vs District	School vs Province
<b>Average Score</b>			
School	<b>83.6</b>		
District	73.4	P	P
Province	70.5		
<b>Percent of Passes</b>			
School	<b>100.0</b>		
District	88.9	P	P
Province	90.1		

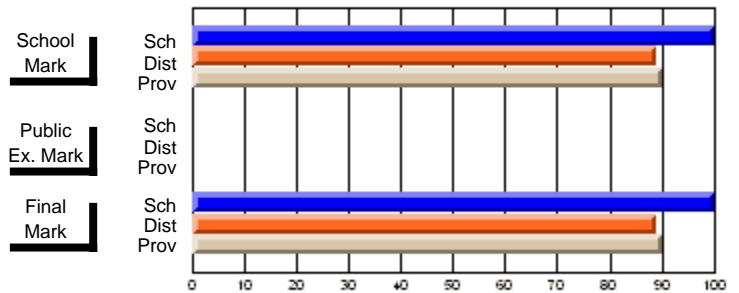
  

	<b>Public Exam Mark</b>	School vs District	School vs Province
<b>Final Mark</b>			
School	<b>83.6</b>		
District	73.4	P	P
Province	70.5		

**Average Scores**



**Percent Passes**



\* Data from the High School Certification System. The results from supplementary courses are not reflected in these results. All students obtaining a score of 48 or 49 on the final mark, were adjusted to 50 and are reflected in the Final Mark column.





## High School Course Results 2002-03

District 9 - Avalon West

#476 - Baccalieu Collegiate, Old Perlican

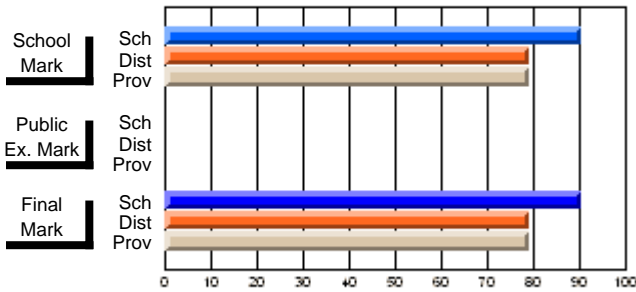
Grades: 7-12

Course: PHYSICAL EDUCATION 2100			
# students in course: 32			
	<b>School Mark</b>	School vs District	School vs Province
<b>Average Score</b>	<b>90.3</b>		
School	79.0	P	P
District	79.2		
Province			
<b>Percent of Passes</b>			
School	<b>100.0</b>		
District	95.6	P	P
Province	96.2		

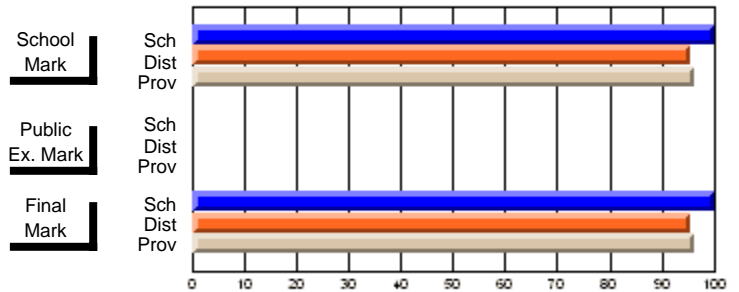
  

	<b>Public Exam Mark</b>	School vs District	School vs Province
<b>Final Mark</b>	<b>90.3</b>		
School	79.0	P	P
District	79.2		
Province			

**Average Scores**



**Percent Passes**



\* Data from the High School Certification System. The results from supplementary courses are not reflected in these results. All students obtaining a score of 48 or 49 on the final mark, were adjusted to 50 and are reflected in the Final Mark column.



## High School Course Results 2002-03

District 9 - Avalon West

#476 - Baccalieu Collegiate, Old Perlican

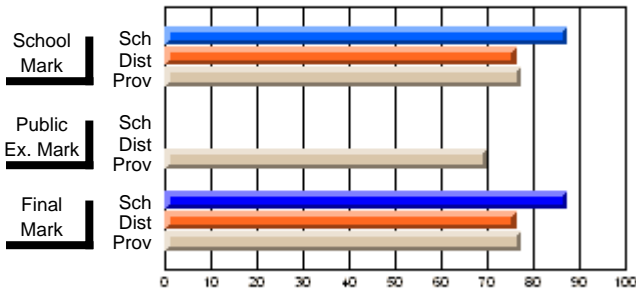
Grades: 7-12

Course: PHYSICAL EDUCATION 3100

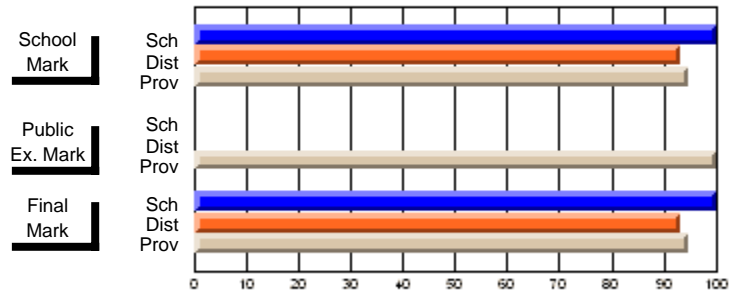
# students in course: 32

	<b>School Mark</b>	School vs District	School vs Province	<b>Public Exam Mark</b>	School vs District	School vs Province	<b>Final Mark</b>	School vs District	School vs Province
<b><u>Average Score</u></b>	<b>87.4</b>						<b>87.4</b>		
School	87.4						87.4		
District	76.3	P	P				76.3	P	P
Province	77.3			70.0			77.3		
<b><u>Percent of Passes</u></b>	<b>100.0</b>						<b>100.0</b>		
School	100.0						100.0		
District	93.1	P	P				93.2	P	P
Province	94.8			100.0			94.8		

**Average Scores**



**Percent Passes**



\* Data from the High School Certification System. The results from supplementary courses are not reflected in these results. All students obtaining a score of 48 or 49 on the final mark, were adjusted to 50 and are reflected in the Final Mark column.







## High School Course Results 2002-03

District 9 - Avalon West

#476 - Baccalieu Collegiate, Old Perican

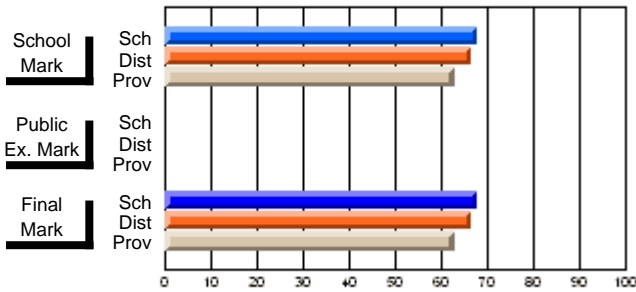
Grades: 7-12

Course: SCIENCE/TECHNOLOGY/SOCIETY 2206

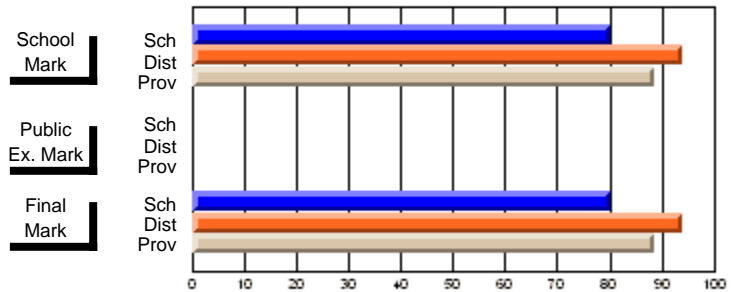
# students in course: 20

	<b>School Mark</b>	School vs District	School vs Province	<b>Public Exam Mark</b>	School vs District	School vs Province	<b>Final Mark</b>	School vs District	School vs Province
<b>Average Score</b>	<b>67.8</b>						<b>67.8</b>		
School	67.8						67.8		
District	66.3	P	P				66.3	P	P
Province	62.8						62.8		
<b>Percent of Passes</b>	<b>80.0</b>						<b>80.0</b>		
School	80.0						80.0		
District	94.0	q	q				94.0	q	q
Province	88.6						88.6		

**Average Scores**



**Percent Passes**



\* Data from the High School Certification System. The results from supplementary courses are not reflected in these results. All students obtaining a score of 48 or 49 on the final mark, were adjusted to 50 and are reflected in the Final Mark column.



**High School Course Results  
2002-03**

District 9 - Avalon West

#476 - Baccalieu Collegiate, Old Perlican

Grades: 7-12

Course: SCIENCE/TECHNOLOGY/SOCIETY(M) 2266				School data has 5 or fewer students. Data withheld for reasons of confidentiality.					
# students in course: 3	<b>School Mark</b>	School vs District	School vs Province	<b>Public Exam Mark</b>	School vs District	School vs Province	<b>Final Mark</b>	School vs District	School vs Province
<b>Average Score</b>									
School									
District	59.8	q	q				59.8	q	q
Province	57.3						57.3		
<b>Percent of Passes</b>									
School									
District	100.0	P	P				100.0	P	P
Province	80.3						80.3		

\* Data from the High School Certification System. The results from supplementary courses are not reflected in these results. All students obtaining a score of 48 or 49 on the final mark, were adjusted to 50 and are reflected in the Final Mark column.



## High School Course Results 2002-03

District 9 - Avalon West

#476 - Baccalieu Collegiate, Old Perlican

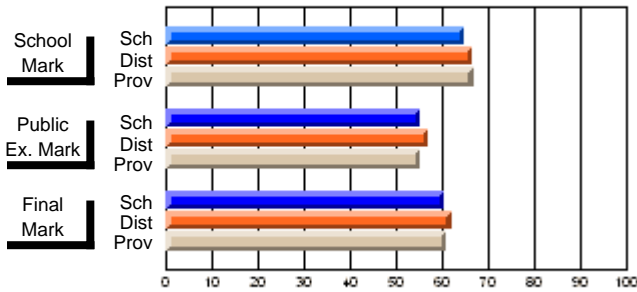
Grades: 7-12

Course: BIOLOGY 3201			
# students in course: 28			
	<b>School Mark</b>	School vs District	School vs Province
<b>Average Score</b>	<b>64.7</b>		
School	64.7		
District	66.5	q	q
Province	66.7		
<b>Percent of Passes</b>	<b>85.7</b>		
School	85.7		
District	92.1	q	q
Province	89.1		

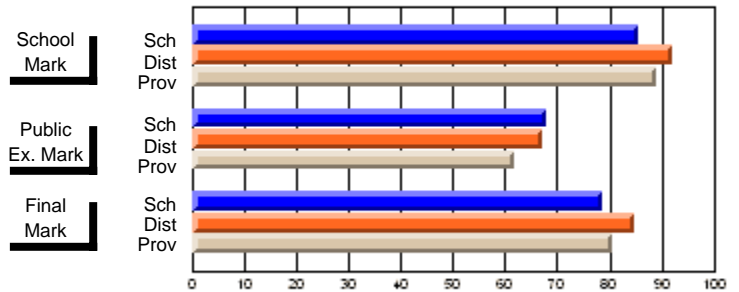
  

	<b>Public Exam Mark</b>	School vs District	School vs Province
<b>Public Exam Mark</b>	<b>55.3</b>		
School	55.3		
District	57.0	q	q
Province	55.4		
<b>Final Mark</b>	<b>60.4</b>		
School	60.4		
District	61.9	q	q
Province	60.7		

**Average Scores**



**Percent Passes**



\* Data from the High School Certification System. The results from supplementary courses are not reflected in these results. All students obtaining a score of 48 or 49 on the final mark, were adjusted to 50 and are reflected in the Final Mark column.



## High School Course Results 2002-03

District 9 - Avalon West

#476 - Baccalieu Collegiate, Old Perlican

Grades: 7-12

Course: CHEMISTRY 3202			
# students in course: 29			
	<b>School Mark</b>	School vs District	School vs Province
<b>Average Score</b>			
School	<b>69.1</b>		
District	70.6	q	q
Province	72.0		
<b>Percent of Passes</b>			
School	<b>93.1</b>		
District	92.9	p	q
Province	94.4		

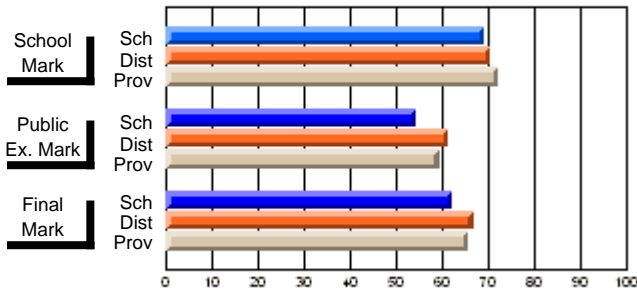
  

	<b>Public Exam Mark</b>	School vs District	School vs Province
<b>Public Exam Mark</b>			
School	<b>54.4</b>		
District	61.4	q	q
Province	59.3		

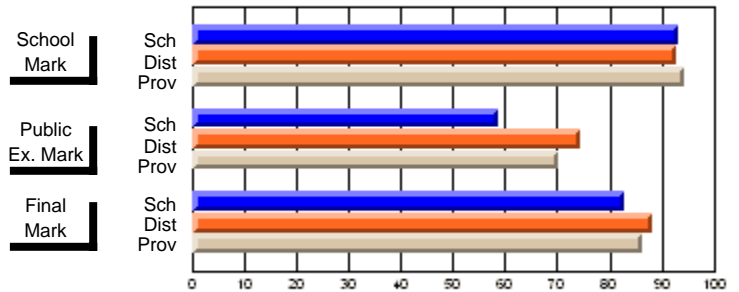
  

	<b>Final Mark</b>	School vs District	School vs Province
<b>Final Mark</b>			
School	<b>62.1</b>		
District	66.7	q	q
Province	65.7		

**Average Scores**



**Percent Passes**



\* Data from the High School Certification System. The results from supplementary courses are not reflected in these results. All students obtaining a score of 48 or 49 on the final mark, were adjusted to 50 and are reflected in the Final Mark column.





## High School Course Results 2002-03

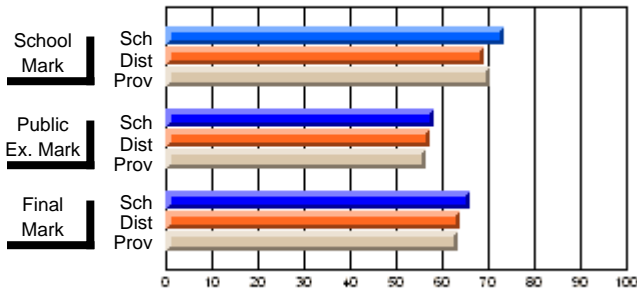
District 9 - Avalon West

#476 - Baccalieu Collegiate, Old Perlican

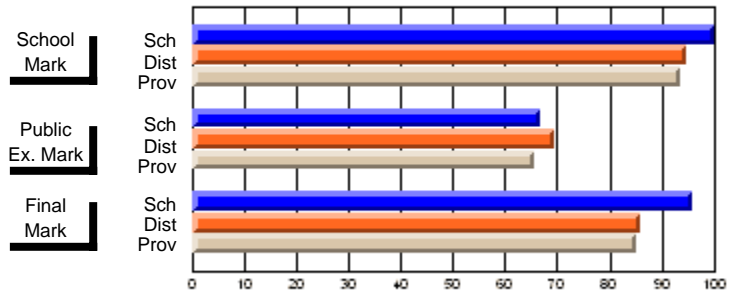
Grades: 7-12

Course: PHYSICS 3204			
# students in course: 24			
	<b>School Mark</b>	School vs District	School vs Province
<b>Average Score</b>	<b>73.3</b>		
School	69.0	P	P
District			
Province	70.3		
<b>Percent of Passes</b>			
School	<b>100.0</b>		
District	94.7	P	P
Province	93.6		
	<b>Public Exam Mark</b>	School vs District	School vs Province
	<b>58.1</b>		
School	57.3	P	P
District			
Province	56.3		
	<b>Final Mark</b>	School vs District	School vs Province
	<b>66.1</b>		
School	63.9	P	P
District			
Province	63.4		

**Average Scores**



**Percent Passes**



\* Data from the High School Certification System. The results from supplementary courses are not reflected in these results. All students obtaining a score of 48 or 49 on the final mark, were adjusted to 50 and are reflected in the Final Mark column.



## High School Course Results 2002-03

District 9 - Avalon West

#476 - Baccalieu Collegiate, Old Perican

Grades: 7-12

Course: ENVIRONMENTAL SCIENCE 3205			
# students in course: 31			
	School Mark	School vs District	School vs Province
<b>Average Score</b>	<b>73.2</b>		
School	67.3	P	P
District	63.2		
Province			
<b>Percent of Passes</b>	<b>100.0</b>		
School	93.4	P	P
District	87.7		
Province			

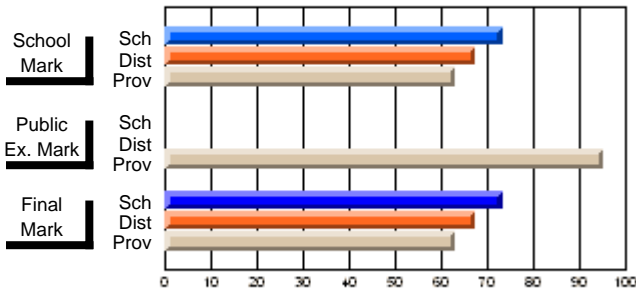
  

	Public Exam Mark	School vs District	School vs Province
<b>Public Exam Mark</b>	<b>95.0</b>		
School			
District			
Province			

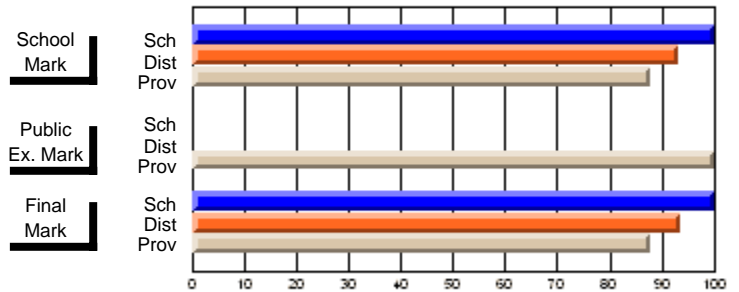
  

	Final Mark	School vs District	School vs Province
<b>Final Mark</b>	<b>73.2</b>		
School	67.3	P	P
District	63.1		
Province			

**Average Scores**



**Percent Passes**



\* Data from the High School Certification System. The results from supplementary courses are not reflected in these results. All students obtaining a score of 48 or 49 on the final mark, were adjusted to 50 and are reflected in the Final Mark column.



## High School Course Results 2002-03

District 9 - Avalon West

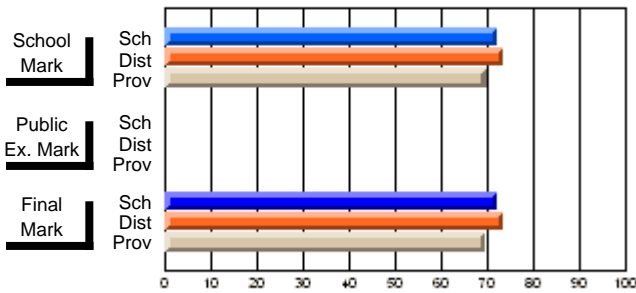
#476 - Baccalieu Collegiate, Old Perican

Grades: 7-12

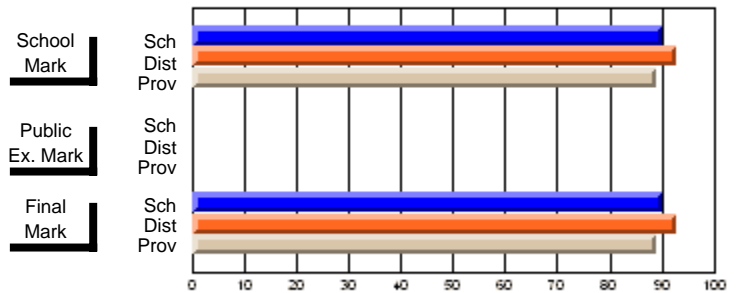
**Subject: Social Studies**

Course: CANADIAN HISTORY 1201								
# students in course: 41								
	<b>School Mark</b>	School vs District	School vs Province		<b>Public Exam Mark</b>	School vs District	School vs Province	
<b><u>Average Score</u></b>	<b>72.0</b>							
School	72.0							
District	73.3	q	p					
Province	69.7							
<b><u>Percent of Passes</u></b>								
School	<b>90.2</b>							
District	93.0	q	p					
Province	89.0							

**Average Scores**



**Percent Passes**



\* Data from the High School Certification System. The results from supplementary courses are not reflected in these results. All students obtaining a score of 48 or 49 on the final mark, were adjusted to 50 and are reflected in the Final Mark column.



## High School Course Results 2002-03

District 9 - Avalon West

#476 - Baccalieu Collegiate, Old Perlican

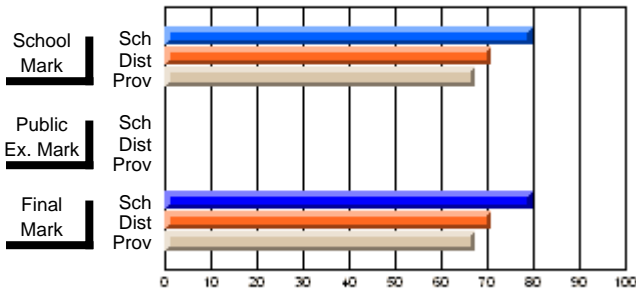
Grades: 7-12

Course: CANADIAN GEOGRAPHY 1202			
# students in course: 23			
	<b>School Mark</b>	School vs District	School vs Province
<b>Average Score</b>	<b>79.7</b>		
School	70.9	P	P
District	67.3		
Province			
<b>Percent of Passes</b>	<b>100.0</b>		
School	93.9	P	P
District	88.9		
Province			

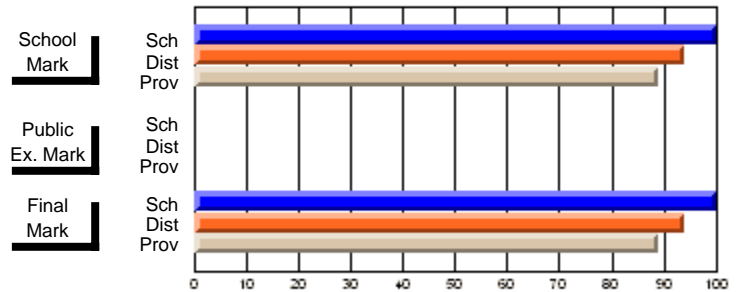
  

	<b>Public Exam Mark</b>	School vs District	School vs Province
<b>Final Mark</b>	<b>79.7</b>		
School	70.9	P	P
District	67.3		
Province			

**Average Scores**



**Percent Passes**



\* Data from the High School Certification System. The results from supplementary courses are not reflected in these results. All students obtaining a score of 48 or 49 on the final mark, were adjusted to 50 and are reflected in the Final Mark column.



## High School Course Results 2002-03

District 9 - Avalon West

#476 - Baccalieu Collegiate, Old Perlican

Grades: 7-12

Course: WORLD GEOGRAPHY 3200			
# students in course: 19			
	School Mark	School vs District	School vs Province
<b>Average Score</b>	<b>66.0</b>		
School	66.0		
District	61.8	P	P
Province	60.4		
<b>Percent of Passes</b>	<b>100.0</b>		
School	100.0		
District	92.6	P	P
Province	90.3		

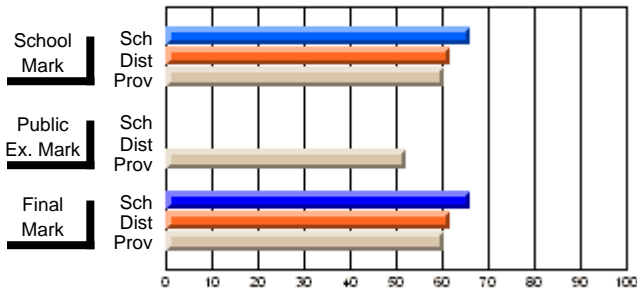
  

	Public Exam Mark	School vs District	School vs Province
	52.1		

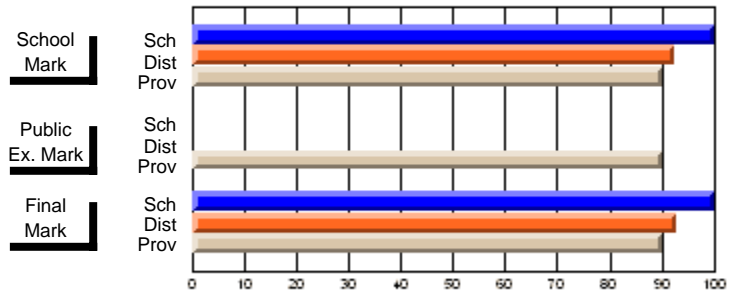
  

	Final Mark	School vs District	School vs Province
	66.0		
School	66.0		
District	61.8	P	P
Province	60.4		
	90.0		
School	100.0		
District	92.7	P	P
Province	90.3		

**Average Scores**



**Percent Passes**



\* Data from the High School Certification System. The results from supplementary courses are not reflected in these results. All students obtaining a score of 48 or 49 on the final mark, were adjusted to 50 and are reflected in the Final Mark column.



## High School Course Results 2002-03

District 9 - Avalon West

#476 - Baccalieu Collegiate, Old Perlican

Grades: 7-12

Course: WORLD GEOGRAPHY 3202			
# students in course: 22			
	<b>School Mark</b>	School vs District	School vs Province
<b>Average Score</b>	<b>68.3</b>		
School	67.6	P	Q
District	68.4		
Province			
<b>Percent of Passes</b>			
School	<b>95.5</b>		
District	94.0	P	P
Province	91.6		

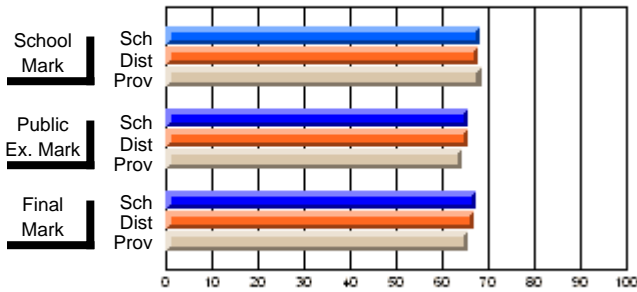
  

	<b>Public Exam Mark</b>	School vs District	School vs Province
<b>Public Exam Mark</b>	<b>65.7</b>		
School	65.6	P	P
District	64.2		
Province			

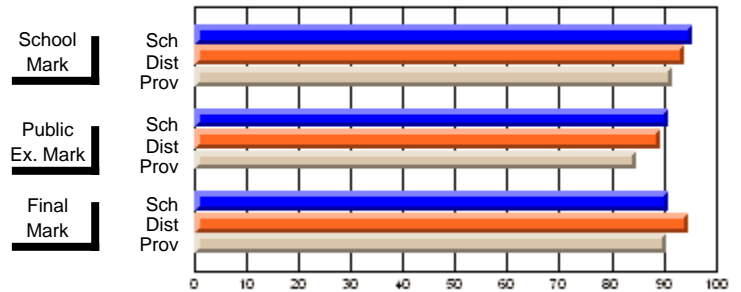
  

	<b>Final Mark</b>	School vs District	School vs Province
<b>Final Mark</b>	<b>67.2</b>		
School	66.8	P	P
District	65.7		
Province			

**Average Scores**



**Percent Passes**



\* Data from the High School Certification System. The results from supplementary courses are not reflected in these results. All students obtaining a score of 48 or 49 on the final mark, were adjusted to 50 and are reflected in the Final Mark column.



## High School Course Results 2002-03

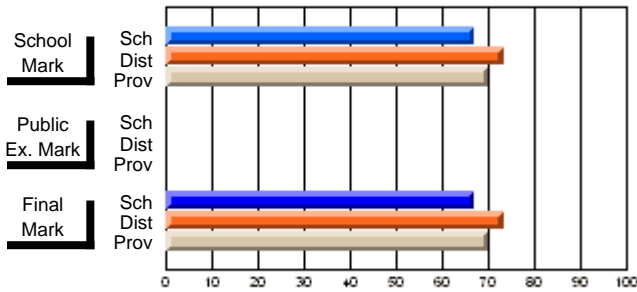
District 9 - Avalon West

#476 - Baccalieu Collegiate, Old Perlican

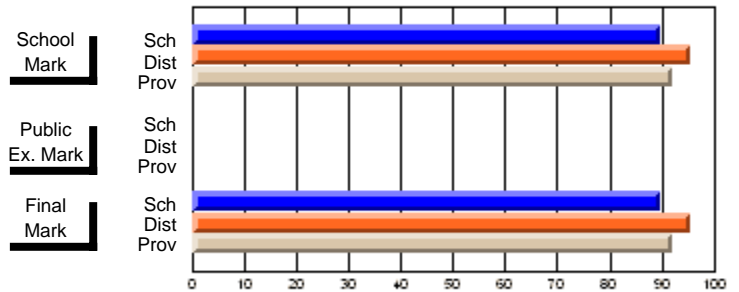
Grades: 7-12

Course: GLOBAL ISSUES 3205			
# students in course: 29			
	<b>School Mark</b>	School vs District	School vs Province
<b>Average Score</b>	<b>66.9</b>		
School	66.9		
District	73.2	q	q
Province	69.8		
<b>Percent of Passes</b>	<b>89.7</b>		
School	89.7		
District	95.6	q	q
Province	92.2		

**Average Scores**



**Percent Passes**



\* Data from the High School Certification System. The results from supplementary courses are not reflected in these results. All students obtaining a score of 48 or 49 on the final mark, were adjusted to 50 and are reflected in the Final Mark column.



**High School Course Results  
2002-03**

District 9 - Avalon West

#476 - Baccalieu Collegiate, Old Perican

Grades: 7-12

Course: WORLD GEOGRAPHY(M) 3260				School data has 5 or fewer students. Data withheld for reasons of confidentiality.			
# students in course: 3				<b>Public Exam Mark</b>		<b>Final Mark</b>	
	<b>School Mark</b>	School vs District	School vs Province	School vs District	School vs Province	School vs District	School vs Province
<b>Average Score</b>							
School							
District	48.9	P	P			48.9	P
Province	53.7					53.7	P
<b>Percent of Passes</b>							
School							
District	83.3	P	P			83.3	P
Province	82.3					82.3	P

\* Data from the High School Certification System. The results from supplementary courses are not reflected in these results. All students obtaining a score of 48 or 49 on the final mark, were adjusted to 50 and are reflected in the Final Mark column.





## High School Course Results 2002-03

District 9 - Avalon West

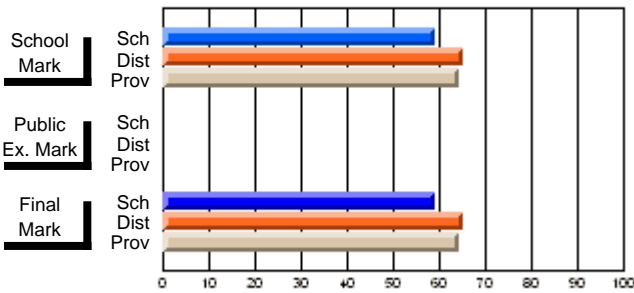
#476 - Baccalieu Collegiate, Old Perican

Grades: 7-12

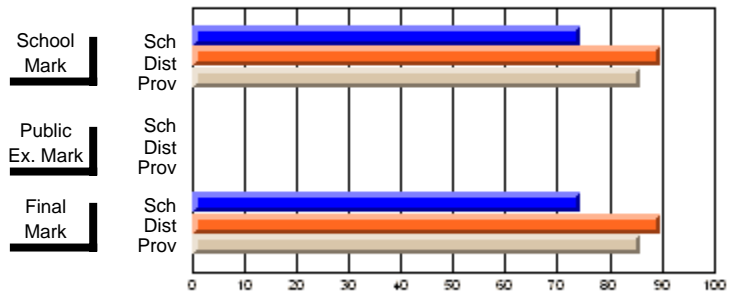
**Subject: Science**

Course: SCIENCE 1206								
# students in course: 47								
	<b>School Mark</b>	School vs District	School vs Province		<b>Public Exam Mark</b>	School vs District	School vs Province	
<b>Average Score</b>	<b>59.3</b>							
School	65.2	q	q					
District	64.3							
Province								
<b>Percent of Passes</b>	<b>74.5</b>							
School	89.6	q	q					
District	85.9							
Province								

**Average Scores**



**Percent Passes**



\* Data from the High School Certification System. The results from supplementary courses are not reflected in these results. All students obtaining a score of 48 or 49 on the final mark, were adjusted to 50 and are reflected in the Final Mark column.





## High School Course Results 2002-03

District 9 - Avalon West

#476 - Baccalieu Collegiate, Old Perican

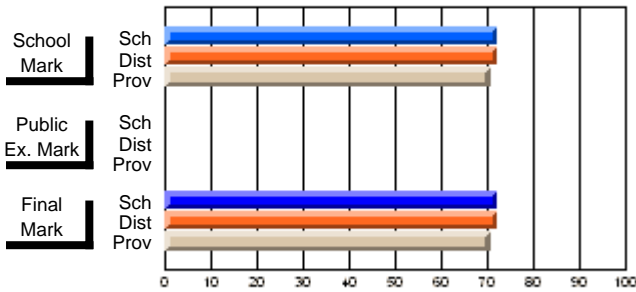
Grades: 7-12

Course: CHEMISTRY 2202			
# students in course: 26			
	<b>School Mark</b>	School vs District	School vs Province
<b>Average Score</b>	<b>72.1</b>		
School	72.1		
District	71.9	P	P
Province	70.6		
<b>Percent of Passes</b>			
School	<b>92.3</b>		
District	92.0	P	P
Province	91.1		

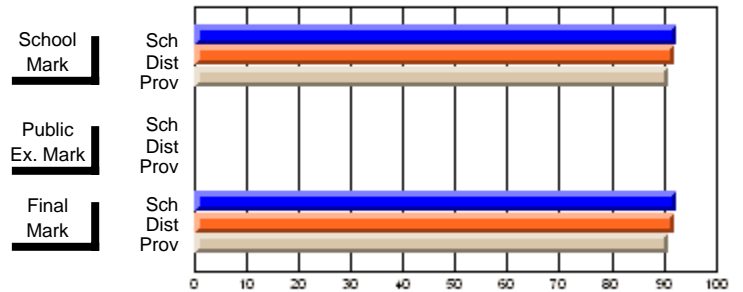
  

	<b>Public Exam Mark</b>	School vs District	School vs Province
<b>Final Mark</b>	<b>72.1</b>		
School	72.1		
District	71.9	P	P
Province	70.6		

**Average Scores**



**Percent Passes**



\* Data from the High School Certification System. The results from supplementary courses are not reflected in these results. All students obtaining a score of 48 or 49 on the final mark, were adjusted to 50 and are reflected in the Final Mark column.



## High School Course Results 2002-03

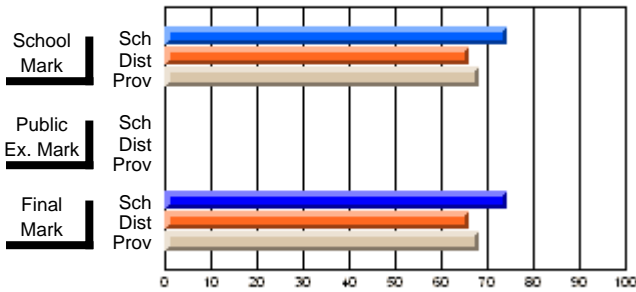
District 9 - Avalon West

#476 - Baccalieu Collegiate, Old Perlican

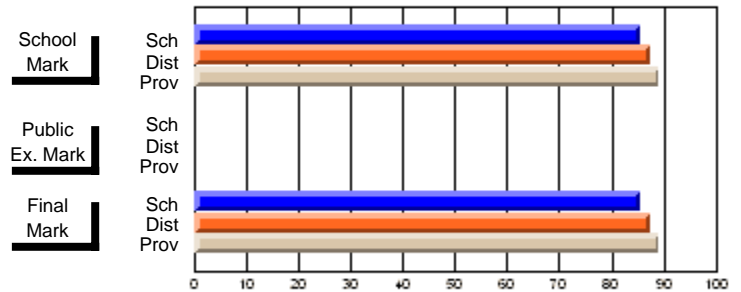
Grades: 7-12

Course: PHYSICS 2204									
# students in course: 7									
	<b>School Mark</b>	School vs District	School vs Province	<b>Public Exam Mark</b>	School vs District	School vs Province	<b>Final Mark</b>	School vs District	School vs Province
<b><u>Average Score</u></b>	<b>74.1</b>						<b>74.1</b>		
School	66.2						66.2	P	P
District	68.3	P	P				68.3	P	P
Province							68.3		
<b><u>Percent of Passes</u></b>									
School	<b>85.7</b>						<b>85.7</b>		
District	87.6	Q	Q				87.6	Q	Q
Province	89.2						89.2		

**Average Scores**



**Percent Passes**



\* Data from the High School Certification System. The results from supplementary courses are not reflected in these results. All students obtaining a score of 48 or 49 on the final mark, were adjusted to 50 and are reflected in the Final Mark column.

Modification Time: 3:57:46PM

Modification Date: 2/27/2006

Source: Evaluation & Research



## High School Course Results 2002-03

District 9 - Avalon West

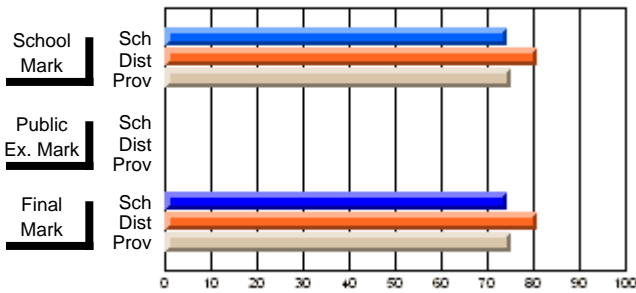
#476 - Baccalieu Collegiate, Old Perican

Grades: 7-12

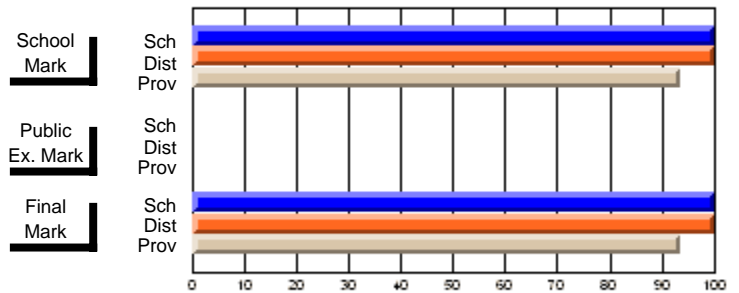
### Subject: English Language

Course: THEATRE ARTS 2200								
# students in course: 6								
	<b>School Mark</b>	School vs District	School vs Province		<b>Public Exam Mark</b>	School vs District	School vs Province	
<b><u>Average Score</u></b>	<b>74.3</b>							
School	80.9	q	q					
District	75.3							
Province								
<b><u>Percent of Passes</u></b>	<b>100.0</b>							
School	100.0	p	p					
District	93.7							
Province								

**Average Scores**



**Percent Passes**



\* Data from the High School Certification System. The results from supplementary courses are not reflected in these results. All students obtaining a score of 48 or 49 on the final mark, were adjusted to 50 and are reflected in the Final Mark column.



**High School Course Results  
2002-03**

District 9 - Avalon West

#476 - Baccalieu Collegiate, Old Perican

Grades: 7-12

Course: CANADIAN LITERATURE 2204				School data has 5 or fewer students. Data withheld for reasons of confidentiality.					
# students in course: 2									
	<b>School Mark</b>	School vs District	School vs Province	<b>Public Exam Mark</b>	School vs District	School vs Province	<b>Final Mark</b>	School vs District	School vs Province
<b>Average Score</b>									
School									
District	55.5	q	q				55.5	q	q
Province	67.8						67.8		
<b>Percent of Passes</b>									
School									
District	75.9	P	P				75.9	P	P
Province	92.0						92.0		

\* Data from the High School Certification System. The results from supplementary courses are not reflected in these results. All students obtaining a score of 48 or 49 on the final mark, were adjusted to 50 and are reflected in the Final Mark column.



**High School Course Results  
2002-03**

District 9 - Avalon West

#476 - Baccalieu Collegiate, Old Perlican

Grades: 7-12

Course: FOLK LITERATURE 3203				School data has 5 or fewer students. Data withheld for reasons of confidentiality.			
# students in course: 5				<b>Public Exam Mark</b>		<b>Final Mark</b>	
	<b>School Mark</b>	School vs District	School vs Province	School vs District	School vs Province	School vs District	School vs Province
<b>Average Score</b>							
School							
District	75.4	P	P			75.4	P
Province	63.1					63.1	P
<b>Percent of Passes</b>							
School							
District	100.0	P	P			100.0	P
Province	85.7					85.7	P

\* Data from the High School Certification System. The results from supplementary courses are not reflected in these results. All students obtaining a score of 48 or 49 on the final mark, were adjusted to 50 and are reflected in the Final Mark column.



High School Course Results  
2002-03

District 9 - Avalon West

#476 - Baccalieu Collegiate, Old Perlican

Grades: 7-12

---

\* Data from the High School Certification System. The results from supplementary courses are not reflected in these results. All students obtaining a score of 48 or 49 on the final mark, were adjusted to 50 and are reflected in the Final Mark column.

Modification Time: 3:57:46PM

Modification Date: 2/27/2006

Source: Evaluation & Research





**High School Course Results  
2002-03**

\* Data from the High School Certification System. The results from supplementary courses are not reflected in these results. All students obtaining a score of 48 or 49 on the final mark, were adjusted to 50 and are reflected in the Final Mark column.

Modification Time: 3:57:46PM

Modification Date: 2/27/2006

Source: Evaluation & Research