



**High School Course Results  
2002-03**

District 11 -Conseil Scolaire Francophone Provincial

#107 - École Ste-Anne, La Grand'Terre

Grades: K-12

# students in course: 1	<b>School Mark</b>			<b>Public Exam Mark</b>			<b>Final Mark</b>		
		School vs District	School vs Province		School vs District	School vs Province		School vs District	School vs Province
<b><u>Average Score</u></b>									
School									
District	65.5	P	P				65.5	P	P
Province	65.5						65.5		
<b><u>Percent of Passes</u></b>									
School									
District	100.0	P	P				100.0	P	P
Province	100.0						100.0		

School data has 5 or fewer students. Data withheld for reasons of confidentiality.

\* Data from the High School Certification System. The results from supplementary courses are not reflected in these results. All students obtaining a score of 48 or 49 on the final mark, were adjusted to 50 and are reflected in the Final Mark column.



**High School Course Results  
2002-03**

District 11 -Conseil Scolaire Francophone Provincial

#107 - École Ste-Anne, La Grand'Terre

Grades: K-12

**Subject: English Language**

Course: ENGLISH 1201		School data has 5 or fewer students. Data withheld for reasons of confidentiality.							
# students in course: 1									
	<b>School Mark</b>	School vs District	School vs Province	<b>Public Exam Mark</b>	School vs District	School vs Province	<b>Final Mark</b>	School vs District	School vs Province
<b><u>Average Score</u></b>									
School									
District	74.0	q	q				74.0	q	q
Province	66.6						66.6		
<b><u>Percent of Passes</u></b>									
School									
District	100.0	p	p				100.0	p	p
Province	90.3						90.3		

\* Data from the High School Certification System. The results from supplementary courses are not reflected in these results. All students obtaining a score of 48 or 49 on the final mark, were adjusted to 50 and are reflected in the Final Mark column.



## High School Course Results 2002-03

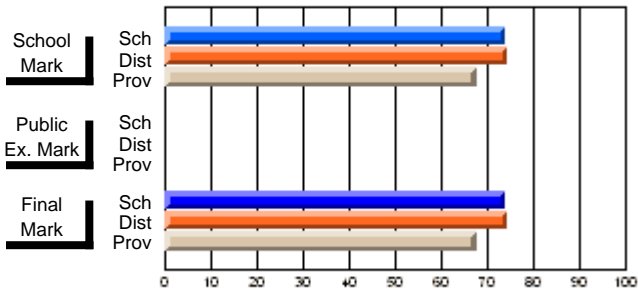
District 11 -Conseil Scolaire Francophone Provincial

#107 - École Ste-Anne, La Grand'Terre

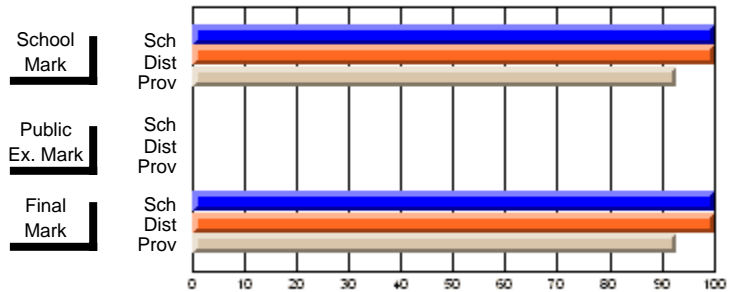
Grades: K-12

	<b>School Mark</b>	School vs District	School vs Province	<b>Public Exam Mark</b>	School vs District	School vs Province	<b>Final Mark</b>	School vs District	School vs Province
Course: LANGUAGE 3101									
# students in course: 16									
<b>Average Score</b>									
School	<b>73.9</b>						<b>73.9</b>		
District	74.3	q	P				74.3	q	P
Province	67.6						67.5		
<b>Percent of Passes</b>									
School	<b>100.0</b>						<b>100.0</b>		
District	100.0	P	P				100.0	P	P
Province	92.9						92.9		

**Average Scores**



**Percent Passes**



\* Data from the High School Certification System. The results from supplementary courses are not reflected in these results. All students obtaining a score of 48 or 49 on the final mark, were adjusted to 50 and are reflected in the Final Mark column.



**High School Course Results  
2002-03**

District 11 -Conseil Scolaire Francophone Provincial

#107 - École Ste-Anne, La Grand'Terre

Grades: K-12

**Subject: English Literature**

Course: THEMATIC LITERATURE 3201				School data has 5 or fewer students. Data withheld for reasons of confidentiality.					
# students in course: 1	<b>School Mark</b>	School vs District	School vs Province	<b>Public Exam Mark</b>	School vs District	School vs Province	<b>Final Mark</b>	School vs District	School vs Province
<b>Average Score</b>									
School									
District	63.9	p	q	43.1	q	q	52.0	p	q
Province	64.4			50.9			57.1		
<b>Percent of Passes</b>									
School									
District	100.0	p	p	28.6	q	q	71.4	p	p
Province	85.9			54.8			74.8		

\* Data from the High School Certification System. The results from supplementary courses are not reflected in these results. All students obtaining a score of 48 or 49 on the final mark, were adjusted to 50 and are reflected in the Final Mark column.

Modification Time: 3:47:23PM

Modification Date: 2/27/2006

Source: Evaluation & Research

Web Site: [http://www.education.gov.nf.ca/sch\\_rep/2002/Index.htm](http://www.education.gov.nf.ca/sch_rep/2002/Index.htm)



## High School Course Results 2002-03

District 11 -Conseil Scolaire Francophone Provincial

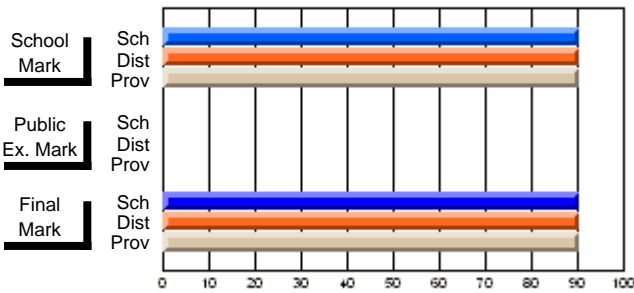
#107 - École Ste-Anne, La Grand'Terre

Grades: K-12

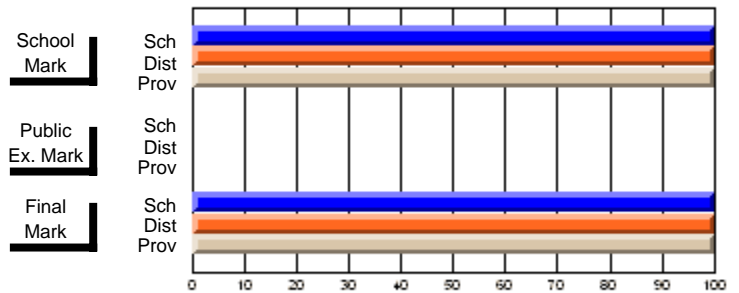
### Subject: Technology Education

Course: TECH INFORMATION APPLIQUES 1136								
# students in course: 7								
	<b>School Mark</b>		School vs District	School vs Province	<b>Public Exam Mark</b>		School vs District	School vs Province
<b><u>Average Score</u></b>	<b>90.3</b>							
School	90.3		p	q			p	q
District	90.3							
Province	90.4							
<b><u>Percent of Passes</u></b>	<b>100.0</b>							
School	100.0		p	p			p	p
District	100.0							
Province	100.0							

**Average Scores**



**Percent Passes**



\* Data from the High School Certification System. The results from supplementary courses are not reflected in these results. All students obtaining a score of 48 or 49 on the final mark, were adjusted to 50 and are reflected in the Final Mark column.

Modification Time: 3:47:23PM

Modification Date: 2/27/2006

Source: Evaluation & Research



## High School Course Results 2002-03

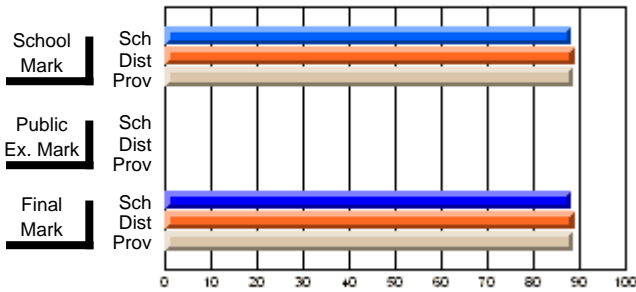
District 11 -Conseil Scolaire Francophone Provincial

#107 - École Ste-Anne, La Grand'Terre

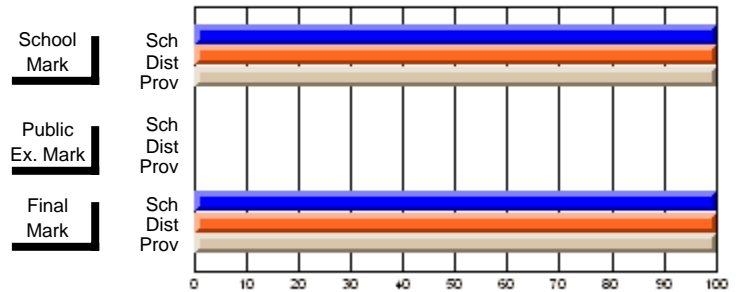
Grades: K-12

Course: LES APPLICATIONS DE L'INFORMAT 2130			
# students in course: 8			
	<b>School Mark</b>	School vs District	School vs Province
<b>Average Score</b>	<b>88.3</b>		
School	88.3		
District	88.9	q	q
Province	88.5		
<b>Percent of Passes</b>	<b>100.0</b>		
School	100.0		
District	100.0	P	P
Province	100.0		

**Average Scores**



**Percent Passes**



\* Data from the High School Certification System. The results from supplementary courses are not reflected in these results. All students obtaining a score of 48 or 49 on the final mark, were adjusted to 50 and are reflected in the Final Mark column.



## High School Course Results 2002-03

District 11 -Conseil Scolaire Francophone Provincial

#107 - École Ste-Anne, La Grand'Terre

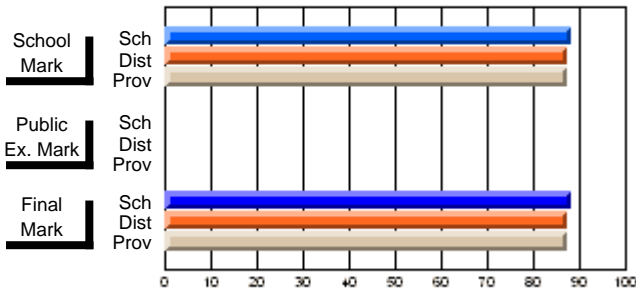
Grades: K-12

Course: TRAINEMENT DE TEXTE AVANCE/EDI 2131

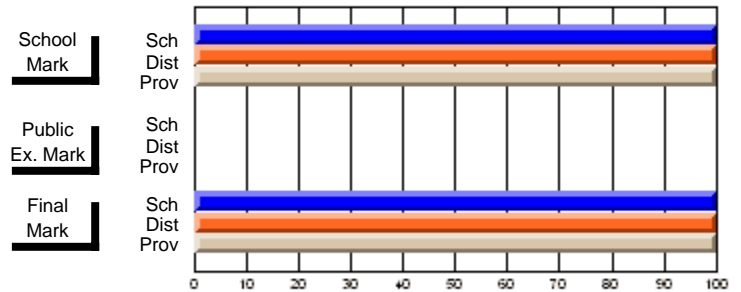
# students in course: 8

	<b>School Mark</b>	School vs District	School vs Province	<b>Public Exam Mark</b>	School vs District	School vs Province	<b>Final Mark</b>	School vs District	School vs Province
<b><u>Average Score</u></b>									
School	<b>88.3</b>						<b>88.3</b>		
District	87.4	P	P		P	P	87.4	P	P
Province	87.2						87.2		
<b><u>Percent of Passes</u></b>									
School	<b>100.0</b>						<b>100.0</b>		
District	100.0	P	P		P	P	100.0	P	P
Province	100.0						100.0		

**Average Scores**



**Percent Passes**



\* Data from the High School Certification System. The results from supplementary courses are not reflected in these results. All students obtaining a score of 48 or 49 on the final mark, were adjusted to 50 and are reflected in the Final Mark column.

Modification Time: 3:47:23PM

Modification Date: 2/27/2006

Source: Evaluation & Research

Web Site: [http://www.education.gov.nf.ca/sch\\_rep/2002/Index.htm](http://www.education.gov.nf.ca/sch_rep/2002/Index.htm)



## High School Course Results 2002-03

District 11 -Conseil Scolaire Francophone Provincial

#107 - École Ste-Anne, La Grand'Terre

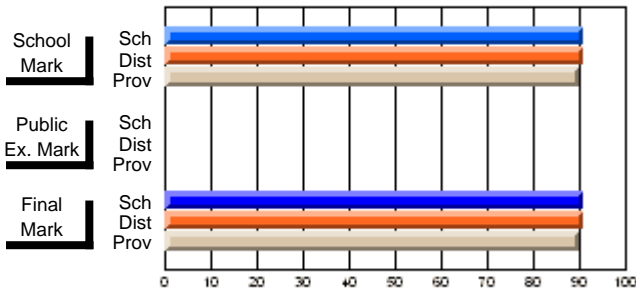
Grades: K-12

Course: TECH INFORMATION APPLIQUES 2136

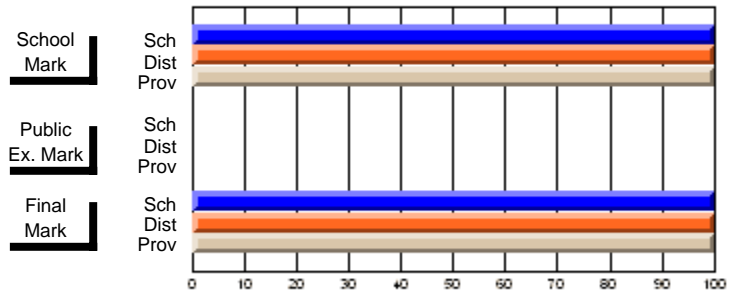
# students in course: 6

	<b>School Mark</b>	School vs District	School vs Province	<b>Public Exam Mark</b>	School vs District	School vs Province	<b>Final Mark</b>	School vs District	School vs Province
<b><u>Average Score</u></b>									
School	<b>90.7</b>						<b>90.7</b>		
District	90.7	P	P				90.7	P	P
Province	90.0						90.0		
<b><u>Percent of Passes</u></b>									
School	<b>100.0</b>						<b>100.0</b>		
District	100.0	P	P				100.0	P	P
Province	100.0						100.0		

**Average Scores**



**Percent Passes**



\* Data from the High School Certification System. The results from supplementary courses are not reflected in these results. All students obtaining a score of 48 or 49 on the final mark, were adjusted to 50 and are reflected in the Final Mark column.

Modification Time: 3:47:23PM

Modification Date: 2/27/2006

Source: Evaluation & Research

Web Site: [http://www.education.gov.nf.ca/sch\\_rep/2002/Index.htm](http://www.education.gov.nf.ca/sch_rep/2002/Index.htm)





## High School Course Results 2002-03

District 11 -Conseil Scolaire Francophone Provincial

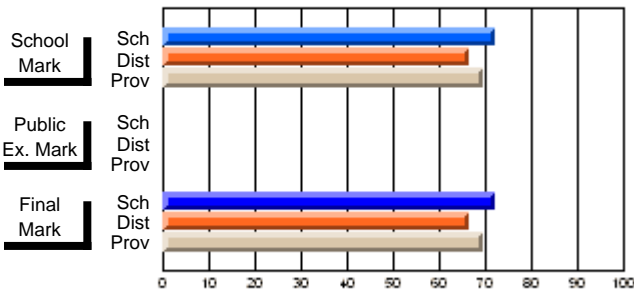
#107 - École Ste-Anne, La Grand'Terre

Grades: K-12

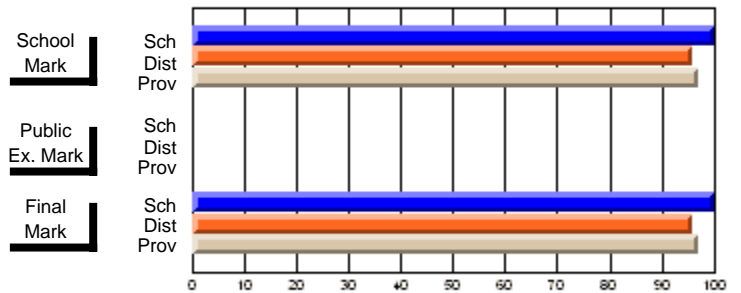
**Subject: Mathematics**

Course: MATHEMATIQUES 1231								
# students in course: 7								
	<b>School Mark</b>	School vs District	School vs Province		<b>Public Exam Mark</b>	School vs District	School vs Province	
<b><u>Average Score</u></b>								
School	<b>72.0</b>							
District	66.6	P	P					
Province	69.4							
<b><u>Percent of Passes</u></b>								
School	<b>100.0</b>							
District	96.0	P	P					
Province	97.1							
	<b>72.0</b>							
	66.6	P	P					
	69.4							
	<b>100.0</b>							
	96.0	P	P					
	97.1							

**Average Scores**



**Percent Passes**



\* Data from the High School Certification System. The results from supplementary courses are not reflected in these results. All students obtaining a score of 48 or 49 on the final mark, were adjusted to 50 and are reflected in the Final Mark column.



**High School Course Results  
2002-03**

District 11 -Conseil Scolaire Francophone Provincial

#107 - École Ste-Anne, La Grand'Terre

Grades: K-12

Course: MATHEMATIQUES 1233				School data has 5 or fewer students. Data withheld for reasons of confidentiality.			
# students in course: 3				<b>Public Exam Mark</b>		<b>Final Mark</b>	
	<b>School Mark</b>	School vs District	School vs Province	School vs District	School vs Province	School vs District	School vs Province
<b>Average Score</b>							
School							
District	51.8	q	q			51.8	q
Province	53.4					53.4	q
<b>Percent of Passes</b>							
School							
District	75.0	q	q			75.0	q
Province	80.0					80.0	q

\* Data from the High School Certification System. The results from supplementary courses are not reflected in these results. All students obtaining a score of 48 or 49 on the final mark, were adjusted to 50 and are reflected in the Final Mark column.



## High School Course Results 2002-03

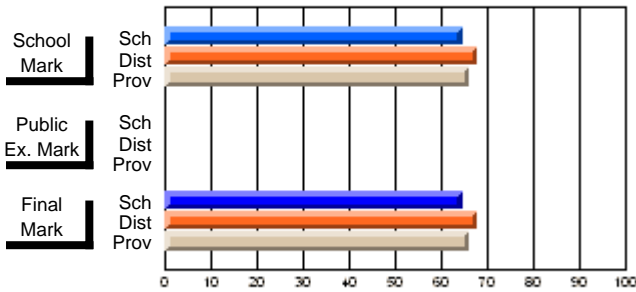
District 11 -Conseil Scolaire Francophone Provincial

#107 - École Ste-Anne, La Grand'Terre

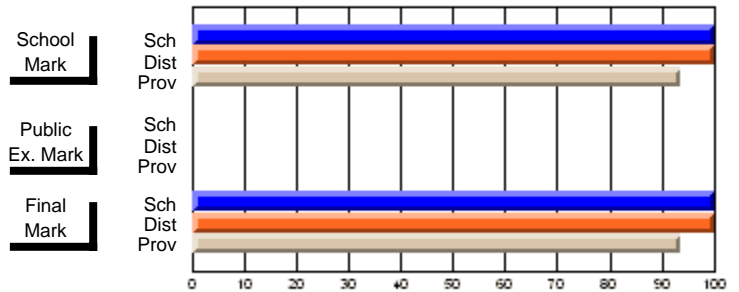
Grades: K-12

Course: MATHEMATICS 2231			
# students in course: 8			
	<b>School Mark</b>	School vs District	School vs Province
<b><u>Average Score</u></b>			
School	<b>64.5</b>		
District	67.9	q	q
Province	66.2		
<b><u>Percent of Passes</u></b>			
School	<b>100.0</b>		
District	100.0	P	P
Province	93.8		

**Average Scores**



**Percent Passes**



\* Data from the High School Certification System. The results from supplementary courses are not reflected in these results. All students obtaining a score of 48 or 49 on the final mark, were adjusted to 50 and are reflected in the Final Mark column.



## High School Course Results 2002-03

District 11 -Conseil Scolaire Francophone Provincial

#107 - École Ste-Anne, La Grand'Terre

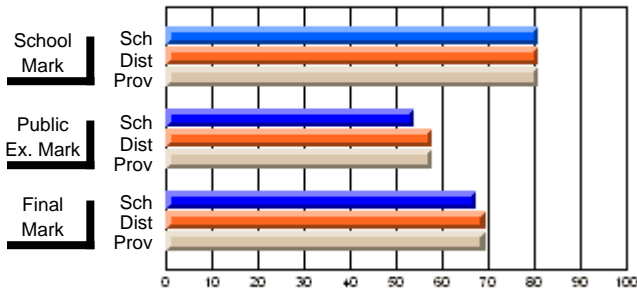
Grades: K-12

Course: MATHEMATIQUES 3231

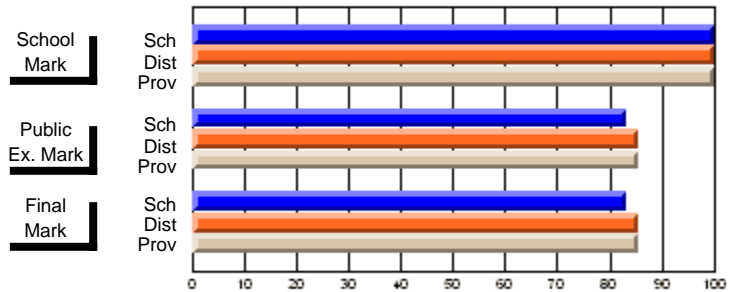
# students in course: 6

	<b>School Mark</b>	School vs District	School vs Province	<b>Public Exam Mark</b>	School vs District	School vs Province	<b>Final Mark</b>	School vs District	School vs Province
<b><u>Average Score</u></b>									
School	<b>80.8</b>			<b>54.0</b>			<b>67.5</b>		
District	80.8	P	P	57.7	q	q	69.3	q	q
Province	80.8			57.7			69.3		
<b><u>Percent of Passes</u></b>									
School	<b>100.0</b>			<b>83.3</b>			<b>83.3</b>		
District	100.0	P	P	85.7	q	q	85.7	q	q
Province	100.0			85.7			85.7		

**Average Scores**



**Percent Passes**



\* Data from the High School Certification System. The results from supplementary courses are not reflected in these results. All students obtaining a score of 48 or 49 on the final mark, were adjusted to 50 and are reflected in the Final Mark column.

Modification Time: 3:47:23PM

Modification Date: 2/27/2006

Source: Evaluation & Research

Web Site: [http://www.education.gov.nf.ca/sch\\_rep/2002/Index.htm](http://www.education.gov.nf.ca/sch_rep/2002/Index.htm)



## High School Course Results 2002-03

District 11 -Conseil Scolaire Francophone Provincial

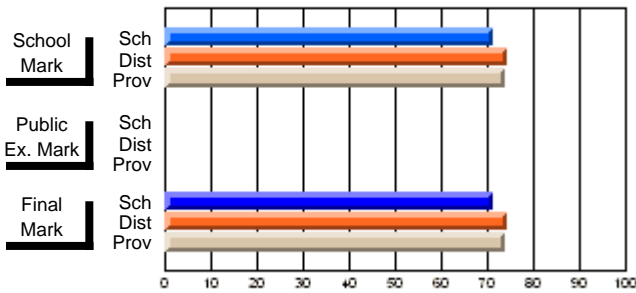
#107 - École Ste-Anne, La Grand'Terre

Grades: K-12

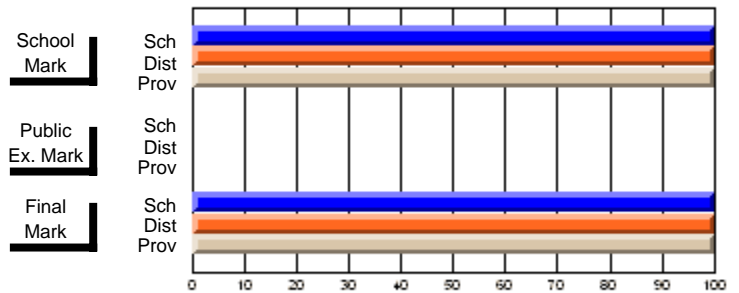
### Subject: Physical Education

Course: EDUCATION PHYSIQUE 1243									
# students in course: 8									
	<b>School Mark</b>	School vs District	School vs Province	<b>Public Exam Mark</b>	School vs District	School vs Province	<b>Final Mark</b>	School vs District	School vs Province
<b><u>Average Score</u></b>	<b>71.1</b>						<b>71.1</b>		
School	74.3	q	q				74.3	q	q
District	73.7						73.7		
Province									
<b><u>Percent of Passes</u></b>	<b>100.0</b>						<b>100.0</b>		
School	100.0	p	p				100.0	p	p
District	100.0						100.0		
Province	100.0						100.0		

**Average Scores**



**Percent Passes**



\* Data from the High School Certification System. The results from supplementary courses are not reflected in these results. All students obtaining a score of 48 or 49 on the final mark, were adjusted to 50 and are reflected in the Final Mark column.



## High School Course Results 2002-03

District 11 -Conseil Scolaire Francophone Provincial

#107 - École Ste-Anne, La Grand'Terre

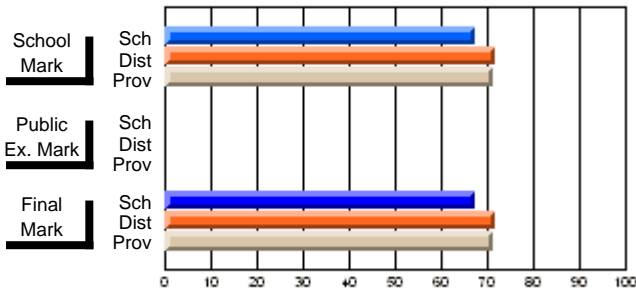
Grades: K-12

Course: EDUCATION PHYSIQUE 2243

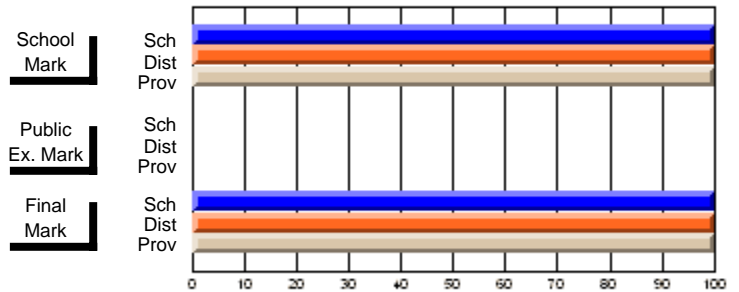
# students in course: 9

	<b>School Mark</b>	School vs District	School vs Province	<b>Public Exam Mark</b>	School vs District	School vs Province	<b>Final Mark</b>	School vs District	School vs Province
<b>Average Score</b>	<b>67.3</b>						<b>67.3</b>		
School	67.3						67.3		
District	71.7	q	q				71.7	q	q
Province	71.2						71.2		
<b>Percent of Passes</b>	<b>100.0</b>						<b>100.0</b>		
School	100.0						100.0		
District	100.0	P	P				100.0	P	P
Province	100.0						100.0		

**Average Scores**



**Percent Passes**



\* Data from the High School Certification System. The results from supplementary courses are not reflected in these results. All students obtaining a score of 48 or 49 on the final mark, were adjusted to 50 and are reflected in the Final Mark column.



**High School Course Results  
2002-03**

District 11 -Conseil Scolaire Francophone Provincial

#107 - École Ste-Anne, La Grand'Terre

Grades: K-12

Course: EDUCATION PHYSIQUE 3243				School data has 5 or fewer students. Data withheld for reasons of confidentiality.			
# students in course: 1				<b>Public Exam Mark</b>		<b>Final Mark</b>	
	<b>School Mark</b>	School vs District	School vs Province	School vs District	School vs Province	School vs District	School vs Province
<b>Average Score</b>							
School							
District	78.0	P	P			78.0	P
Province	78.0					78.0	
<b>Percent of Passes</b>							
School							
District	100.0	P	P			100.0	P
Province	100.0					100.0	

\* Data from the High School Certification System. The results from supplementary courses are not reflected in these results. All students obtaining a score of 48 or 49 on the final mark, were adjusted to 50 and are reflected in the Final Mark column.



## High School Course Results 2002-03

District 11 -Conseil Scolaire Francophone Provincial

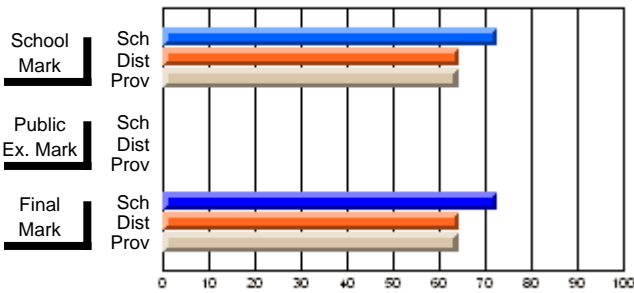
#107 - École Ste-Anne, La Grand'Terre

Grades: K-12

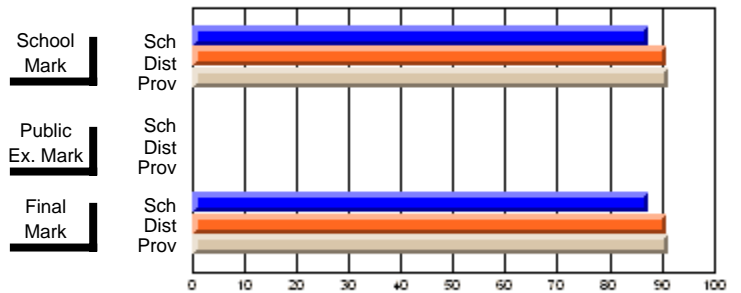
### Subject: Science

Course: BIOLOGIE 2231									
# students in course: 8									
	<b>School Mark</b>	School vs District	School vs Province	<b>Public Exam Mark</b>	School vs District	School vs Province	<b>Final Mark</b>	School vs District	School vs Province
<b><u>Average Score</u></b>									
School	<b>72.5</b>						<b>72.5</b>		
District	64.4	p	p				64.4	p	p
Province	64.1						64.1		
<b><u>Percent of Passes</u></b>									
School	<b>87.5</b>						<b>87.5</b>		
District	90.9	q	q				90.9	q	q
Province	91.3						91.3		

**Average Scores**



**Percent Passes**



\* Data from the High School Certification System. The results from supplementary courses are not reflected in these results. All students obtaining a score of 48 or 49 on the final mark, were adjusted to 50 and are reflected in the Final Mark column.





## High School Course Results 2002-03

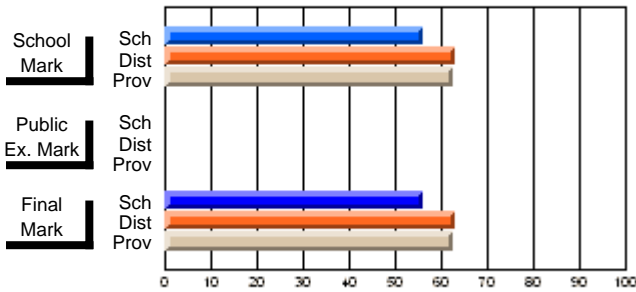
District 11 -Conseil Scolaire Francophone Provincial

#107 - École Ste-Anne, La Grand'Terre

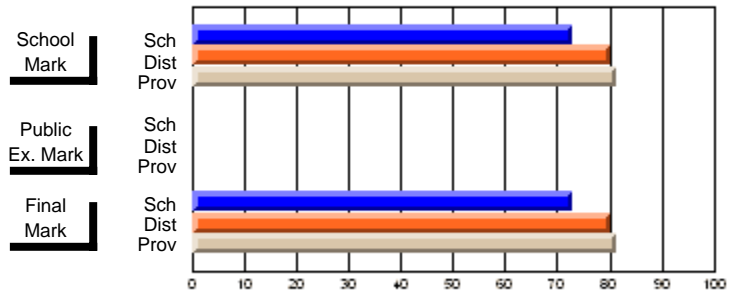
Grades: K-12

Course: CHIMIE 2239											
# students in course: 11											
	<b>School Mark</b>	School vs District	School vs Province		<b>Public Exam Mark</b>	School vs District	School vs Province		<b>Final Mark</b>	School vs District	School vs Province
<b><u>Average Score</u></b>	<b>56.2</b>								<b>56.2</b>		
School	63.1	q	q						63.1	q	q
District	62.4								62.4		
Province									62.4		
<b><u>Percent of Passes</u></b>											
School	<b>72.7</b>								<b>72.7</b>		
District	80.0	q	q						80.0	q	q
Province	81.3								81.3		

**Average Scores**



**Percent Passes**



\* Data from the High School Certification System. The results from supplementary courses are not reflected in these results. All students obtaining a score of 48 or 49 on the final mark, were adjusted to 50 and are reflected in the Final Mark column.



## High School Course Results 2002-03

District 11 -Conseil Scolaire Francophone Provincial

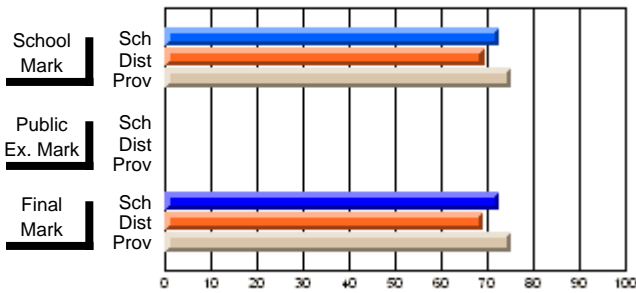
#107 - École Ste-Anne, La Grand'Terre

Grades: K-12

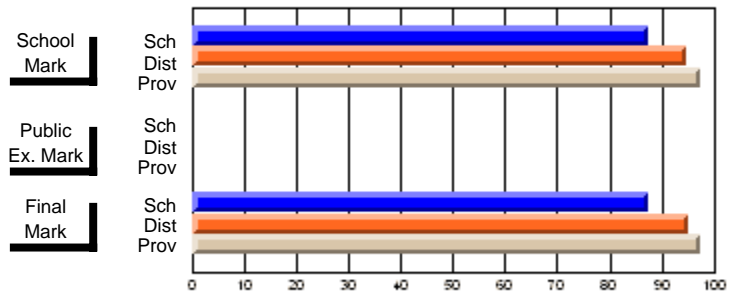
**Subject: Social Studies**

Course: GEOGRAPHIE DU CANADA 1232									
# students in course: 8									
	<b>School Mark</b>	School vs District	School vs Province	<b>Public Exam Mark</b>	School vs District	School vs Province	<b>Final Mark</b>	School vs District	School vs Province
<b><u>Average Score</u></b>									
School	72.6						72.6		
District	69.3	p	q				69.2	p	q
Province	75.1						75.1		
<b><u>Percent of Passes</u></b>									
School	87.5						87.5		
District	94.7	q	q				95.0	q	q
Province	97.3						97.3		

**Average Scores**



**Percent Passes**



\* Data from the High School Certification System. The results from supplementary courses are not reflected in these results. All students obtaining a score of 48 or 49 on the final mark, were adjusted to 50 and are reflected in the Final Mark column.



## High School Course Results 2002-03

District 11 -Conseil Scolaire Francophone Provincial

#107 - École Ste-Anne, La Grand'Terre

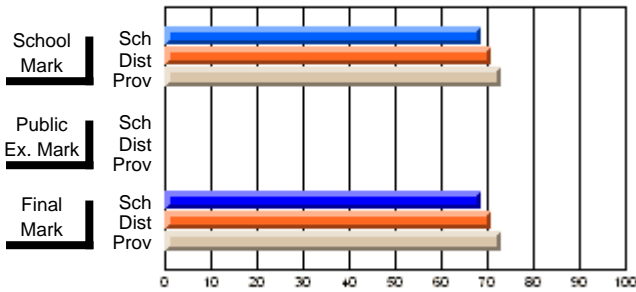
Grades: K-12

Course: ECONOMIE CANADIENNE 2133

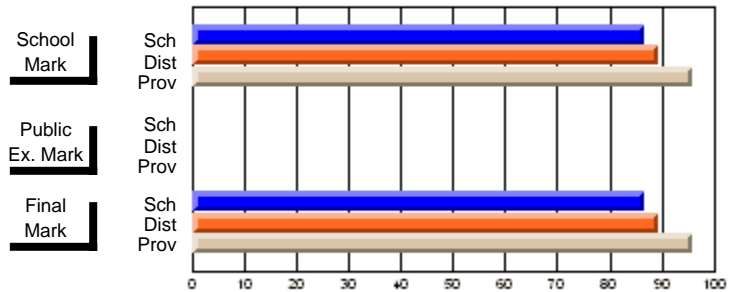
# students in course: 15

	<b>School Mark</b>	School vs District	School vs Province	<b>Public Exam Mark</b>	School vs District	School vs Province	<b>Final Mark</b>	School vs District	School vs Province
<b>Average Score</b>	<b>68.7</b>						<b>68.7</b>		
School	68.7						68.7		
District	70.7	q	q				70.7	q	q
Province	73.1						73.1		
<b>Percent of Passes</b>	<b>86.7</b>						<b>86.7</b>		
School	86.7						86.7		
District	89.5	q	q				89.5	q	q
Province	95.8						95.8		

**Average Scores**



**Percent Passes**



\* Data from the High School Certification System. The results from supplementary courses are not reflected in these results. All students obtaining a score of 48 or 49 on the final mark, were adjusted to 50 and are reflected in the Final Mark column.



## High School Course Results 2002-03

District 11 -Conseil Scolaire Francophone Provincial

#107 - École Ste-Anne, La Grand'Terre

Grades: K-12

Course: DROIT CANADIEN 2134			
# students in course: 12			
	<b>School Mark</b>	School vs District	School vs Province
<b><u>Average Score</u></b>			
School	<b>67.3</b>		
District	65.9	p	q
Province	71.7		
<b><u>Percent of Passes</u></b>			
School	<b>83.3</b>		
District	86.7	q	q
Province	93.6		

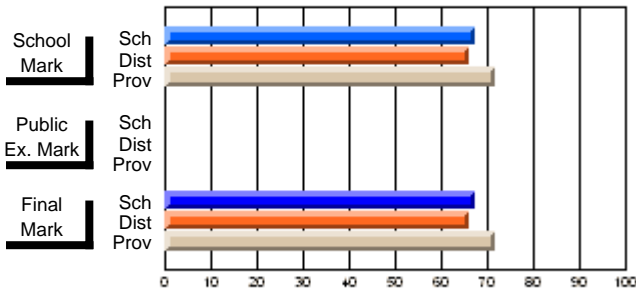
  

	<b>Public Exam Mark</b>	School vs District	School vs Province
<b>Public Exam Mark</b>			
School			
District			
Province			

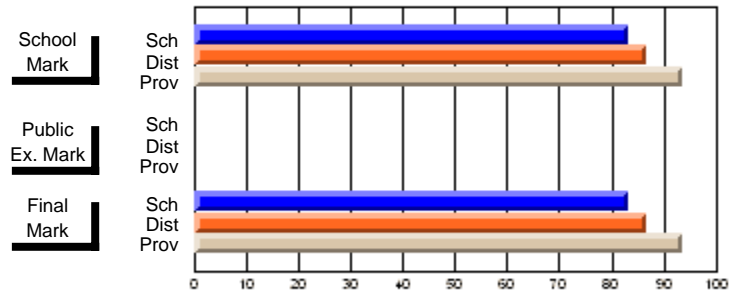
  

	<b>Final Mark</b>	School vs District	School vs Province
<b>Final Mark</b>			
School	<b>67.3</b>		
District	65.9	p	q
Province	71.7		

**Average Scores**



**Percent Passes**



\* Data from the High School Certification System. The results from supplementary courses are not reflected in these results. All students obtaining a score of 48 or 49 on the final mark, were adjusted to 50 and are reflected in the Final Mark column.



## High School Course Results 2002-03

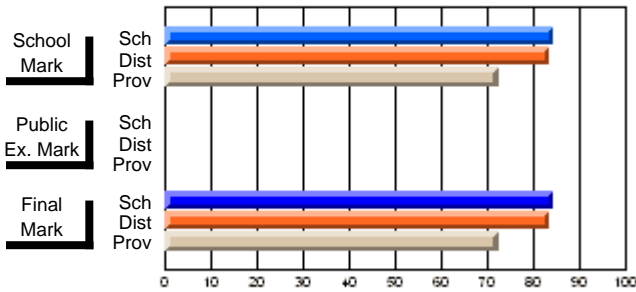
District 11 -Conseil Scolaire Francophone Provincial

#107 - École Ste-Anne, La Grand'Terre

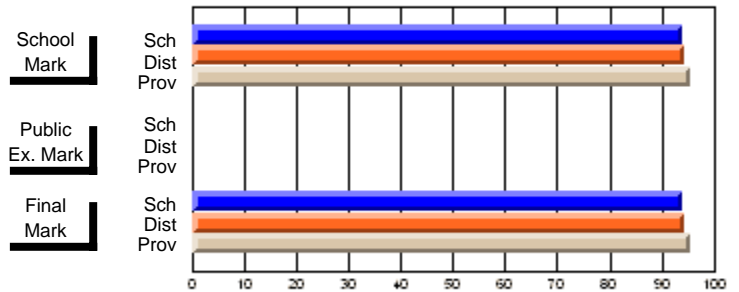
Grades: K-12

Course: ECONOMIE MONDIALE 3133						
# students in course: 17						
	<b>School Mark</b>	School vs District	School vs Province	<b>Public Exam Mark</b>	School vs District	School vs Province
<b>Average Score</b>	<b>84.4</b>					
School	84.4					
District	83.6	P	P			
Province	72.4					
<b>Percent of Passes</b>						
School	<b>94.1</b>					
District	94.4	Q	Q			
Province	95.4					

**Average Scores**



**Percent Passes**



\* Data from the High School Certification System. The results from supplementary courses are not reflected in these results. All students obtaining a score of 48 or 49 on the final mark, were adjusted to 50 and are reflected in the Final Mark column.



**High School Course Results  
2002-03**

District 11 -Conseil Scolaire Francophone Provincial

#107 - École Ste-Anne, La Grand'Terre

Grades: K-12

Course: HISTOIRE MONDIALE 3231				School data has 5 or fewer students. Data withheld for reasons of confidentiality.					
# students in course: 3	<b>School Mark</b>	School vs District	School vs Province	<b>Public Exam Mark</b>	School vs District	School vs Province	<b>Final Mark</b>	School vs District	School vs Province
<b>Average Score</b>									
School									
District	69.3	P	P	46.6	P	Q	55.3	Q	Q
Province	69.6			60.2			64.9		
<b>Percent of Passes</b>									
School									
District	100.0	P	P	55.6	P	Q	66.7	P	P
Province	91.6			73.7			86.2		

\* Data from the High School Certification System. The results from supplementary courses are not reflected in these results. All students obtaining a score of 48 or 49 on the final mark, were adjusted to 50 and are reflected in the Final Mark column.



## High School Course Results 2002-03

District 11 -Conseil Scolaire Francophone Provincial

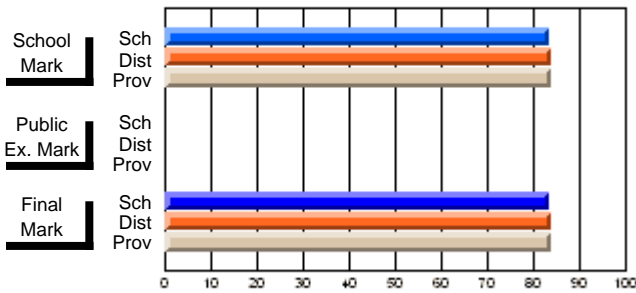
#107 - École Ste-Anne, La Grand'Terre

Grades: K-12

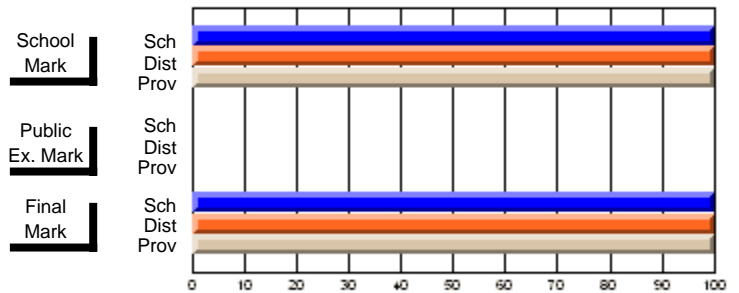
### Subject: Guidance

Course: CARRIERE ET VIE 1130									
# students in course: 10									
	<b>School Mark</b>	School vs District	School vs Province	<b>Public Exam Mark</b>	School vs District	School vs Province	<b>Final Mark</b>	School vs District	School vs Province
<b><u>Average Score</u></b>	<b>83.5</b>						<b>83.5</b>		
School	84.0	q	q				84.0	q	q
District	84.0						84.0		
Province									
<b><u>Percent of Passes</u></b>	<b>100.0</b>						<b>100.0</b>		
School	100.0	p	p				100.0	p	p
District	100.0						100.0		
Province	100.0						100.0		

**Average Scores**



**Percent Passes**



\* Data from the High School Certification System. The results from supplementary courses are not reflected in these results. All students obtaining a score of 48 or 49 on the final mark, were adjusted to 50 and are reflected in the Final Mark column.



## High School Course Results 2002-03

District 11 -Conseil Scolaire Francophone Provincial

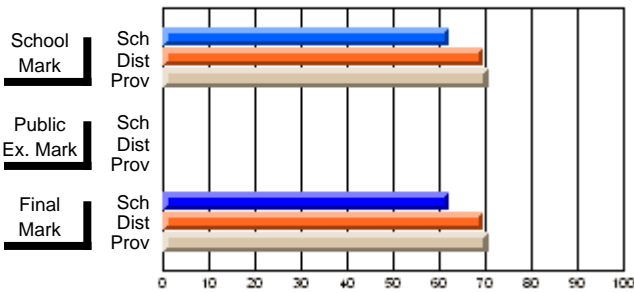
#107 - École Ste-Anne, La Grand'Terre

Grades: K-12

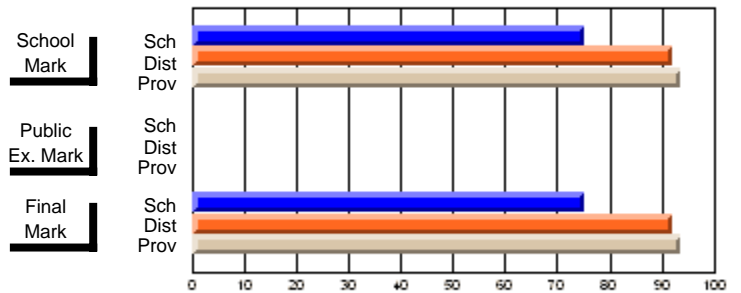
### Subject: Français langue première

Course: FRENCH FIRST LANGUAGE 1230			
# students in course: 8			
	<b>School Mark</b>	School vs District	School vs Province
<b><u>Average Score</u></b>			
School	<b>62.0</b>		
District	69.4	q	q
Province	70.6		
<b><u>Percent of Passes</u></b>			
School	<b>75.0</b>		
District	92.0	q	q
Province	93.8		

**Average Scores**



**Percent Passes**



\* Data from the High School Certification System. The results from supplementary courses are not reflected in these results. All students obtaining a score of 48 or 49 on the final mark, were adjusted to 50 and are reflected in the Final Mark column.





## High School Course Results 2002-03

District 11 -Conseil Scolaire Francophone Provincial

#107 - École Ste-Anne, La Grand'Terre

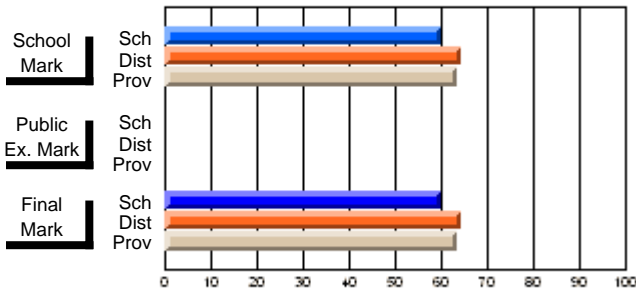
Grades: K-12

Course: FRENCH FIRST LANGUAGE 2230

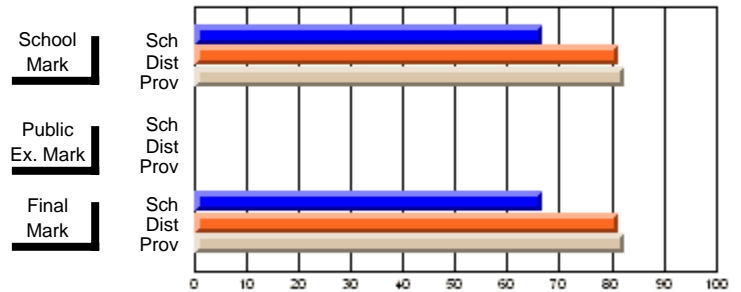
# students in course: 9

	<b>School Mark</b>	School vs District	School vs Province	<b>Public Exam Mark</b>	School vs District	School vs Province	<b>Final Mark</b>	School vs District	School vs Province
<b><u>Average Score</u></b>									
School	<b>59.8</b>						<b>59.8</b>		
District	64.1	q	q				64.1	q	q
Province	63.3						63.3		
<b><u>Percent of Passes</u></b>									
School	<b>66.7</b>						<b>66.7</b>		
District	81.3	q	q				81.3	q	q
Province	82.4						82.4		

**Average Scores**



**Percent Passes**



\* Data from the High School Certification System. The results from supplementary courses are not reflected in these results. All students obtaining a score of 48 or 49 on the final mark, were adjusted to 50 and are reflected in the Final Mark column.



## High School Course Results 2002-03

District 11 -Conseil Scolaire Francophone Provincial

#107 - École Ste-Anne, La Grand'Terre

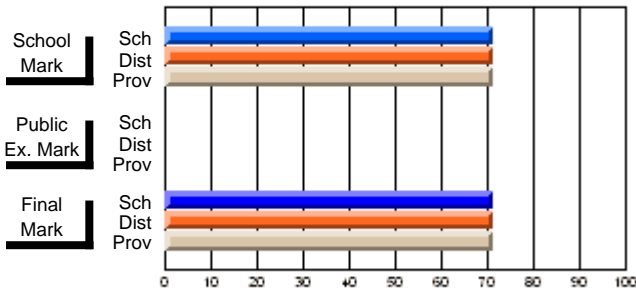
Grades: K-12

Course: FRENCH FIRST LANGUAGE 3230

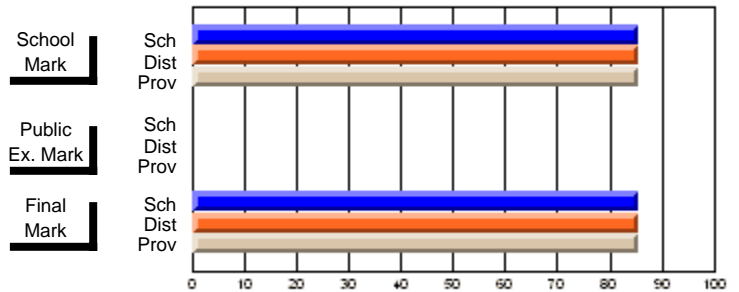
# students in course: 7

	<b>School Mark</b>	School vs District	School vs Province	<b>Public Exam Mark</b>	School vs District	School vs Province	<b>Final Mark</b>	School vs District	School vs Province
<b><u>Average Score</u></b>									
School	<b>71.4</b>						<b>71.4</b>		
District	71.4	P	P				71.4	P	P
Province	71.4						71.4		
<b><u>Percent of Passes</u></b>									
School	<b>85.7</b>						<b>85.7</b>		
District	85.7	P	P				85.7	P	P
Province	85.7						85.7		

**Average Scores**



**Percent Passes**



\* Data from the High School Certification System. The results from supplementary courses are not reflected in these results. All students obtaining a score of 48 or 49 on the final mark, were adjusted to 50 and are reflected in the Final Mark column.





## High School Course Results 2002-03

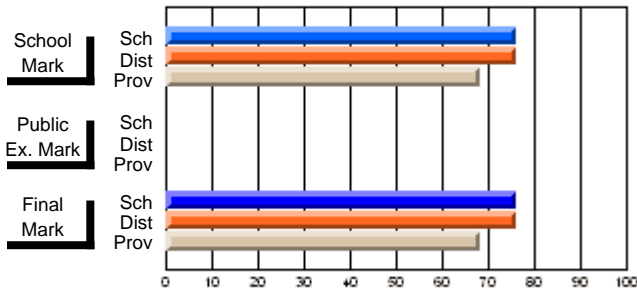
District 11 -Conseil Scolaire Francophone Provincial

#107 - École Ste-Anne, La Grand'Terre

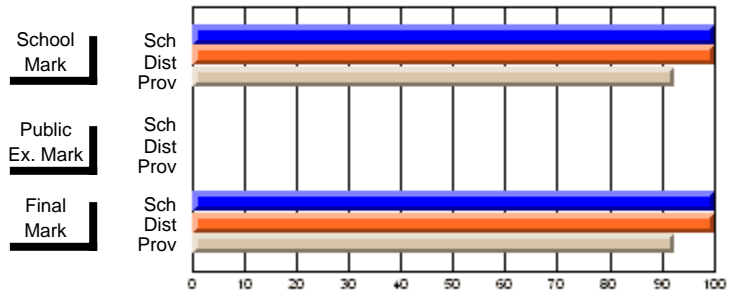
Grades: K-12

Course: ENGLISH 2201						
# students in course: 13						
	<b>School Mark</b>	School vs District	School vs Province	<b>Public Exam Mark</b>	School vs District	School vs Province
<b>Average Score</b>	<b>76.0</b>					
School	76.0					
District	76.0	P	P		P	P
Province	68.2				P	P
<b>Percent of Passes</b>	<b>100.0</b>					
School	100.0					
District	100.0	P	P		P	P
Province	92.3				P	P

**Average Scores**



**Percent Passes**



\* Data from the High School Certification System. The results from supplementary courses are not reflected in these results. All students obtaining a score of 48 or 49 on the final mark, were adjusted to 50 and are reflected in the Final Mark column.



High School Course Results  
2002-03

District 11 -Conseil Scolaire Francophone Provincial

---

#107 - École Ste-Anne, La Grand'Terre

Grades: K-12

---

\* Data from the High School Certification System. The results from supplementary courses are not reflected in these results. All students obtaining a score of 48 or 49 on the final mark, were adjusted to 50 and are reflected in the Final Mark column.

Modification Time: 3:47:23PM

Modification Date: 2/27/2006

Source: Evaluation & Research



**High School Course Results  
2002-03**

District 11 -Conseil Scolaire Francophone Provincial

#459 - Centre éducatif l'ENVOL, Labrador City

Grades: K-8,10

	<b>School Mark</b>	School vs		<b>Public Exam Mark</b>	School vs		<b>Final Mark</b>	School vs	
		District	Province		District	Province		District	Province
School data has 5 or fewer students. Data withheld for reasons of confidentiality.									
# students in course: 1									
<b><u>Average Score</u></b>									
School									
District	57.0	P	Q				57.0	P	Q
Province	67.2						67.2		
<b><u>Percent of Passes</u></b>									
School									
District	100.0	P	P				100.0	P	P
Province	100.0						100.0		

\* Data from the High School Certification System. The results from supplementary courses are not reflected in these results. All students obtaining a score of 48 or 49 on the final mark, were adjusted to 50 and are reflected in the Final Mark column.



**High School Course Results  
2002-03**

District 11 -Conseil Scolaire Francophone Provincial

#459 - Centre éducatif l'ENVOL, Labrador City

Grades: K-8,10

School data has 5 or fewer students. Data withheld for reasons of confidentiality.

# students in course: 1

	<b>School Mark</b>	School vs District	School vs Province	<b>Public Exam Mark</b>	School vs District	School vs Province	<b>Final Mark</b>	School vs District	School vs Province
<b><u>Average Score</u></b>									
School									
District	70.4	q	P				70.4	q	P
Province	63.3						63.3		
<b><u>Percent of Passes</u></b>									
School									
District	100.0	P	P				100.0	P	P
Province	83.3						83.3		

\* Data from the High School Certification System. The results from supplementary courses are not reflected in these results. All students obtaining a score of 48 or 49 on the final mark, were adjusted to 50 and are reflected in the Final Mark column.



**High School Course Results  
2002-03**

District 11 -Conseil Scolaire Francophone Provincial

#459 - Centre éducatif l'ENVOL, Labrador City

Grades: K-8,10

**Subject: Mathematics**

Course: MATHEMATIQUES 1233				School data has 5 or fewer students. Data withheld for reasons of confidentiality.			
# students in course: 1				<b>Public Exam Mark</b>		<b>Final Mark</b>	
	<b>School Mark</b>	School vs District	School vs Province	School vs District	School vs Province	School vs District	School vs Province
<b>Average Score</b>							
School							
District	51.8	P	P			51.8	P
Province	53.4					53.4	
<b>Percent of Passes</b>							
School							
District	75.0	P	P			75.0	P
Province	80.0					80.0	

\* Data from the High School Certification System. The results from supplementary courses are not reflected in these results. All students obtaining a score of 48 or 49 on the final mark, were adjusted to 50 and are reflected in the Final Mark column.





**High School Course Results  
2002-03**

District 11 -Conseil Scolaire Francophone Provincial

#459 - Centre éducatif l'ENVOL, Labrador City

Grades: K-8,10

**Subject: Social Studies**

Course: GEOGRAPHIE DU CANADA 1232				School data has 5 or fewer students. Data withheld for reasons of confidentiality.								
# students in course: 1												
				<b>School Mark</b>	School vs District	School vs Province	<b>Public Exam Mark</b>	School vs District	School vs Province	<b>Final Mark</b>	School vs District	School vs Province
<u><b>Average Score</b></u>												
School												
District				69.3	q	q				69.2	q	q
Province				75.1						75.1		
<u><b>Percent of Passes</b></u>												
School												
District				94.7	p	p				95.0	p	p
Province				97.3						97.3		

\* Data from the High School Certification System. The results from supplementary courses are not reflected in these results. All students obtaining a score of 48 or 49 on the final mark, were adjusted to 50 and are reflected in the Final Mark column.



**High School Course Results  
2002-03**

District 11 -Conseil Scolaire Francophone Provincial

#459 - Centre éducatif l'ENVOL, Labrador City

Grades: K-8,10

Course: DROIT CANADIEN 2134				School data has 5 or fewer students. Data withheld for reasons of confidentiality.			
# students in course: 1				<b>Public Exam Mark</b>		<b>Final Mark</b>	
	<b>School Mark</b>	School vs District	School vs Province	School vs District	School vs Province	School vs District	School vs Province
<b>Average Score</b>							
School							
District	65.9	q	q			65.9	q
Province	71.7					71.7	q
<b>Percent of Passes</b>							
School							
District	86.7	P	P			86.7	P
Province	93.6					93.6	P

\* Data from the High School Certification System. The results from supplementary courses are not reflected in these results. All students obtaining a score of 48 or 49 on the final mark, were adjusted to 50 and are reflected in the Final Mark column.



**High School Course Results  
2002-03**

District 11 -Conseil Scolaire Francophone Provincial

#459 - Centre éducatif l'ENVOL, Labrador City

Grades: K-8,10

Course: ECONOMIE MONDIALE 3133				School data has 5 or fewer students. Data withheld for reasons of confidentiality.					
# students in course: 1									
	<b>School Mark</b>	School vs District	School vs Province	<b>Public Exam Mark</b>	School vs District	School vs Province	<b>Final Mark</b>	School vs District	School vs Province
<b>Average Score</b>									
School									
District	83.6	q	q				83.6	q	q
Province	72.4						72.4		
<b>Percent of Passes</b>									
School									
District	94.4	P	P				94.4	P	P
Province	95.4						95.4		

\* Data from the High School Certification System. The results from supplementary courses are not reflected in these results. All students obtaining a score of 48 or 49 on the final mark, were adjusted to 50 and are reflected in the Final Mark column.



**High School Course Results  
2002-03**

District 11 -Conseil Scolaire Francophone Provincial

#459 - Centre éducatif l'ENVOL, Labrador City

Grades: K-8,10

**Subject: Guidance**

Course: CARRIERE ET VIE 1130				School data has 5 or fewer students. Data withheld for reasons of confidentiality.					
# students in course: 1	<b>School Mark</b>	School vs District	School vs Province	<b>Public Exam Mark</b>	School vs District	School vs Province	<b>Final Mark</b>	School vs District	School vs Province
<b>Average Score</b>									
School									
District	84.0	P	P				84.0	P	P
Province	84.0						84.0		
<b>Percent of Passes</b>									
School									
District	100.0	P	P				100.0	P	P
Province	100.0						100.0		

\* Data from the High School Certification System. The results from supplementary courses are not reflected in these results. All students obtaining a score of 48 or 49 on the final mark, were adjusted to 50 and are reflected in the Final Mark column.



**High School Course Results  
2002-03**

District 11 -Conseil Scolaire Francophone Provincial

#459 - Centre éducatif l'ENVOL, Labrador City

Grades: K-8,10

**Subject: English Language**

Course: ENGLISH 1201		School data has 5 or fewer students. Data withheld for reasons of confidentiality.							
# students in course: 1									
	<b>School Mark</b>	School vs District	School vs Province	<b>Public Exam Mark</b>	School vs District	School vs Province	<b>Final Mark</b>	School vs District	School vs Province
<b><u>Average Score</u></b>									
School									
District	70.2	q	q				70.2	q	q
Province	68.2						68.2		
<b><u>Percent of Passes</u></b>									
School									
District	95.0	p	p				95.0	p	p
Province	92.0						92.0		

\* Data from the High School Certification System. The results from supplementary courses are not reflected in these results. All students obtaining a score of 48 or 49 on the final mark, were adjusted to 50 and are reflected in the Final Mark column.



High School Course Results  
2002-03

District 11 -Conseil Scolaire Francophone Provincial

#459 - Centre éducatif l'ENVOL, Labrador City

Grades: K-8,10

\* Data from the High School Certification System. The results from supplementary courses are not reflected in these results. All students obtaining a score of 48 or 49 on the final mark, were adjusted to 50 and are reflected in the Final Mark column.

Modification Time: 3:47:23PM

Modification Date: 2/27/2006

Source: Evaluation & Research



**High School Course Results  
2002-03**

District 11 -Conseil Scolaire Francophone Provincial

#460 - École Française de Saint-Jean, St. John's

Grades: K-11

	<b>School Mark</b>	School vs		<b>Public Exam Mark</b>	School vs		<b>Final Mark</b>	School vs	
		District	Province		District	Province		District	Province
School data has 5 or fewer students. Data withheld for reasons of confidentiality.									
# students in course: 2									
<b><u>Average Score</u></b>									
School									
District	57.0	q	q				57.0	q	q
Province	67.2						67.2		
<b><u>Percent of Passes</u></b>									
School									
District	100.0	p	p				100.0	p	p
Province	100.0						100.0		

\* Data from the High School Certification System. The results from supplementary courses are not reflected in these results. All students obtaining a score of 48 or 49 on the final mark, were adjusted to 50 and are reflected in the Final Mark column.



**High School Course Results  
2002-03**

District 11 -Conseil Scolaire Francophone Provincial

#460 - École Française de Saint-Jean, St. John's

Grades: K-11

School data has 5 or fewer students. Data withheld for reasons of confidentiality.

# students in course: 1

	<b>School Mark</b>	School vs District	School vs Province	<b>Public Exam Mark</b>	School vs District	School vs Province	<b>Final Mark</b>	School vs District	School vs Province
<b><u>Average Score</u></b>									
School									
District	65.5	q	q				65.5	q	q
Province	65.5						65.5		
<b><u>Percent of Passes</u></b>									
School									
District	100.0	P	P				100.0	P	P
Province	100.0						100.0		

\* Data from the High School Certification System. The results from supplementary courses are not reflected in these results. All students obtaining a score of 48 or 49 on the final mark, were adjusted to 50 and are reflected in the Final Mark column.





**High School Course Results  
2002-03**

District 11 -Conseil Scolaire Francophone Provincial

#460 - École Française de Saint-Jean, St. John's

Grades: K-11

School data has 5 or fewer students. Data withheld for reasons of confidentiality.

# students in course: 1

	<b>School Mark</b>	School vs District	School vs Province	<b>Public Exam Mark</b>	School vs District	School vs Province	<b>Final Mark</b>	School vs District	School vs Province
<b><u>Average Score</u></b>									
School									
District	78.0	P	P				78.0	P	P
Province	78.0						78.0		
<b><u>Percent of Passes</u></b>									
School									
District	100.0	P	P				100.0	P	P
Province	100.0						100.0		

\* Data from the High School Certification System. The results from supplementary courses are not reflected in these results. All students obtaining a score of 48 or 49 on the final mark, were adjusted to 50 and are reflected in the Final Mark column.



**High School Course Results  
2002-03**

District 11 -Conseil Scolaire Francophone Provincial

#460 - École Française de Saint-Jean, St. John's

Grades: K-11

School data has 5 or fewer students. Data withheld for reasons of confidentiality.

# students in course: 2

	<b>School Mark</b>	School vs District	School vs Province	<b>Public Exam Mark</b>	School vs District	School vs Province	<b>Final Mark</b>	School vs District	School vs Province
<b><u>Average Score</u></b>									
School									
District	70.4	P	P				70.4	P	P
Province	63.3						63.3		
<b><u>Percent of Passes</u></b>									
School									
District	100.0	P	P				100.0	P	P
Province	83.3						83.3		

\* Data from the High School Certification System. The results from supplementary courses are not reflected in these results. All students obtaining a score of 48 or 49 on the final mark, were adjusted to 50 and are reflected in the Final Mark column.



**High School Course Results  
2002-03**

District 11 -Conseil Scolaire Francophone Provincial

#460 - École Française de Saint-Jean, St. John's

Grades: K-11

**Subject: English Language**

Course: ENGLISH 1201		School data has 5 or fewer students. Data withheld for reasons of confidentiality.							
# students in course: 2									
	<b>School Mark</b>	School vs District	School vs Province	<b>Public Exam Mark</b>	School vs District	School vs Province	<b>Final Mark</b>	School vs District	School vs Province
<b><u>Average Score</u></b>									
School									
District	74.0	P	P				74.0	P	P
Province	66.6						66.6		
<b><u>Percent of Passes</u></b>									
School									
District	100.0	P	P				100.0	P	P
Province	90.3						90.3		

\* Data from the High School Certification System. The results from supplementary courses are not reflected in these results. All students obtaining a score of 48 or 49 on the final mark, were adjusted to 50 and are reflected in the Final Mark column.



**High School Course Results  
2002-03**

District 11 -Conseil Scolaire Francophone Provincial

#460 - École Française de Saint-Jean, St. John's

Grades: K-11

Course: ENGLISH 2201				School data has 5 or fewer students. Data withheld for reasons of confidentiality.					
# students in course: 2									
	<b>School Mark</b>	School vs District	School vs Province	<b>Public Exam Mark</b>	School vs District	School vs Province	<b>Final Mark</b>	School vs District	School vs Province
<b>Average Score</b>									
School									
District	82.5	P	P				82.5	P	P
Province	67.6						67.6		
<b>Percent of Passes</b>									
School									
District	100.0	P	P				100.0	P	P
Province	92.3						92.3		

\* Data from the High School Certification System. The results from supplementary courses are not reflected in these results. All students obtaining a score of 48 or 49 on the final mark, were adjusted to 50 and are reflected in the Final Mark column.



**High School Course Results  
2002-03**

District 11 -Conseil Scolaire Francophone Provincial

#460 - École Française de Saint-Jean, St. John's

Grades: K-11

Course: LANGUAGE 3101				School data has 5 or fewer students. Data withheld for reasons of confidentiality.					
# students in course: 2									
	<b>School Mark</b>	School vs District	School vs Province	<b>Public Exam Mark</b>	School vs District	School vs Province	<b>Final Mark</b>	School vs District	School vs Province
<b>Average Score</b>									
School									
District	74.3	P	P				74.3	P	P
Province	67.6						67.5		
<b>Percent of Passes</b>									
School									
District	100.0	P	P				100.0	P	P
Province	92.9						92.9		

\* Data from the High School Certification System. The results from supplementary courses are not reflected in these results. All students obtaining a score of 48 or 49 on the final mark, were adjusted to 50 and are reflected in the Final Mark column.



**High School Course Results  
2002-03**

District 11 -Conseil Scolaire Francophone Provincial

#460 - École Française de Saint-Jean, St. John's

Grades: K-11

**Subject: Technology Education**

Course: LES APPLICATIONS DE L'INFORMAT 2130				School data has 5 or fewer students. Data withheld for reasons of confidentiality.					
# students in course: 2									
	<b>School Mark</b>	School vs District	School vs Province	<b>Public Exam Mark</b>	School vs District	School vs Province	<b>Final Mark</b>	School vs District	School vs Province
<b><u>Average Score</u></b>									
School									
District	88.9	P	P				88.9	P	P
Province	88.5						88.5		
<b><u>Percent of Passes</u></b>									
School									
District	100.0	P	P				100.0	P	P
Province	100.0						100.0		

\* Data from the High School Certification System. The results from supplementary courses are not reflected in these results. All students obtaining a score of 48 or 49 on the final mark, were adjusted to 50 and are reflected in the Final Mark column.



**High School Course Results  
2002-03**

District 11 -Conseil Scolaire Francophone Provincial

#460 - École Française de Saint-Jean, St. John's

Grades: K-11

**Subject: Mathematics**

Course: MATHEMATIQUES 1231				School data has 5 or fewer students. Data withheld for reasons of confidentiality.								
# students in course: 2												
				<b>School Mark</b>	School vs District	School vs Province	<b>Public Exam Mark</b>	School vs District	School vs Province	<b>Final Mark</b>	School vs District	School vs Province
<u><b>Average Score</b></u>												
School												
District				66.6	q	q				66.6	q	q
Province				69.4						69.4		
<u><b>Percent of Passes</b></u>												
School												
District				96.0	p	p				96.0	p	p
Province				97.1						97.1		

\* Data from the High School Certification System. The results from supplementary courses are not reflected in these results. All students obtaining a score of 48 or 49 on the final mark, were adjusted to 50 and are reflected in the Final Mark column.



**High School Course Results  
2002-03**

District 11 -Conseil Scolaire Francophone Provincial

#460 - École Française de Saint-Jean, St. John's

Grades: K-11

Course: MATHEMATICS 2231				School data has 5 or fewer students. Data withheld for reasons of confidentiality.			
# students in course: 1				<b>Public Exam Mark</b>		<b>Final Mark</b>	
	<b>School Mark</b>	School vs District	School vs Province	School vs District	School vs Province	School vs District	School vs Province
<b>Average Score</b>							
School							
District	67.9	q	q			67.9	q
Province	66.2					66.2	
<b>Percent of Passes</b>							
School							
District	100.0	P	P			100.0	P
Province	93.8					93.8	

\* Data from the High School Certification System. The results from supplementary courses are not reflected in these results. All students obtaining a score of 48 or 49 on the final mark, were adjusted to 50 and are reflected in the Final Mark column.





**High School Course Results  
2002-03**

District 11 -Conseil Scolaire Francophone Provincial

#460 - École Française de Saint-Jean, St. John's

Grades: K-11

**Subject: Religious Education**

Course: QUESTIONS MORALES 1134				School data has 5 or fewer students. Data withheld for reasons of confidentiality.					
# students in course: 2									
				<b>Public Exam Mark</b>	School vs District	School vs Province			
				<b>School Mark</b>	School vs District	School vs Province	<b>Final Mark</b>	School vs District	School vs Province
<u><b>Average Score</b></u>									
School				79.0	P	P	79.0	P	P
District				73.8			73.8		
Province									
<u><b>Percent of Passes</b></u>									
School									
District				100.0	P	P	100.0	P	P
Province				100.0			100.0		

\* Data from the High School Certification System. The results from supplementary courses are not reflected in these results. All students obtaining a score of 48 or 49 on the final mark, were adjusted to 50 and are reflected in the Final Mark column.



**High School Course Results  
2002-03**

District 11 -Conseil Scolaire Francophone Provincial

#460 - École Française de Saint-Jean, St. John's

Grades: K-11

**Subject: Science**

Course: CHIMIE 2239		School data has 5 or fewer students. Data withheld for reasons of confidentiality.							
# students in course: 2									
	<b>School Mark</b>	School vs District	School vs Province	<b>Public Exam Mark</b>	School vs District	School vs Province	<b>Final Mark</b>	School vs District	School vs Province
<u><b>Average Score</b></u>									
School									
District	63.1	P	P				63.1	P	P
Province	62.4						62.4		
<u><b>Percent of Passes</b></u>									
School									
District	80.0	P	P				80.0	P	P
Province	81.3						81.3		

\* Data from the High School Certification System. The results from supplementary courses are not reflected in these results. All students obtaining a score of 48 or 49 on the final mark, were adjusted to 50 and are reflected in the Final Mark column.



**High School Course Results  
2002-03**

District 11 -Conseil Scolaire Francophone Provincial

#460 - École Française de Saint-Jean, St. John's

Grades: K-11

**Subject: Social Studies**

Course: GEOGRAPHIE DU CANADA 1232				School data has 5 or fewer students. Data withheld for reasons of confidentiality.					
# students in course: 4	<b>School Mark</b>	School vs District	School vs Province	<b>Public Exam Mark</b>	School vs District	School vs Province	<b>Final Mark</b>	School vs District	School vs Province
<b>Average Score</b>									
School									
District	69.3	q	q				69.2	q	q
Province	75.1						75.1		
<b>Percent of Passes</b>									
School									
District	94.7	p	p				95.0	p	p
Province	97.3						97.3		

\* Data from the High School Certification System. The results from supplementary courses are not reflected in these results. All students obtaining a score of 48 or 49 on the final mark, were adjusted to 50 and are reflected in the Final Mark column.



**High School Course Results  
2002-03**

District 11 -Conseil Scolaire Francophone Provincial

#460 - École Française de Saint-Jean, St. John's

Grades: K-11

Course: ECONOMIE CANADIENNE 2133				School data has 5 or fewer students. Data withheld for reasons of confidentiality.					
# students in course: 2	<b>School Mark</b>	School vs District	School vs Province	<b>Public Exam Mark</b>	School vs District	School vs Province	<b>Final Mark</b>	School vs District	School vs Province
<b>Average Score</b>									
School									
District	70.7	P	P				70.7	P	P
Province	73.1						73.1		
<b>Percent of Passes</b>									
School									
District	89.5	P	P				89.5	P	P
Province	95.8						95.8		

\* Data from the High School Certification System. The results from supplementary courses are not reflected in these results. All students obtaining a score of 48 or 49 on the final mark, were adjusted to 50 and are reflected in the Final Mark column.



**High School Course Results  
2002-03**

District 11 -Conseil Scolaire Francophone Provincial

#460 - École Française de Saint-Jean, St. John's

Grades: K-11

Course: DROIT CANADIEN 2134				School data has 5 or fewer students. Data withheld for reasons of confidentiality.			
# students in course: 2				<b>Public Exam Mark</b>		<b>Final Mark</b>	
	<b>School Mark</b>	School vs District	School vs Province	School vs District	School vs Province	School vs District	School vs Province
<b>Average Score</b>							
School							
District	65.9	q	q			65.9	q
Province	71.7					71.7	q
<b>Percent of Passes</b>							
School							
District	86.7	P	P			86.7	P
Province	93.6					93.6	P

\* Data from the High School Certification System. The results from supplementary courses are not reflected in these results. All students obtaining a score of 48 or 49 on the final mark, were adjusted to 50 and are reflected in the Final Mark column.



**High School Course Results  
2002-03**

District 11 -Conseil Scolaire Francophone Provincial

#460 - École Française de Saint-Jean, St. John's

Grades: K-11

**Subject: Guidance**

Course: CARRIERE ET VIE 1130				School data has 5 or fewer students. Data withheld for reasons of confidentiality.								
# students in course: 4												
				<b>School Mark</b>	School vs District	School vs Province	<b>Public Exam Mark</b>	School vs District	School vs Province	<b>Final Mark</b>	School vs District	School vs Province
<u><b>Average Score</b></u>												
School												
District				84.0	P	P				84.0	P	P
Province				84.0						84.0		
<u><b>Percent of Passes</b></u>												
School												
District				100.0	P	P				100.0	P	P
Province				100.0						100.0		

\* Data from the High School Certification System. The results from supplementary courses are not reflected in these results. All students obtaining a score of 48 or 49 on the final mark, were adjusted to 50 and are reflected in the Final Mark column.



High School Course Results  
2002-03

District 11 -Conseil Scolaire Francophone Provincial

#460 - École Française de Saint-Jean, St. John's

Grades: K-11

\* Data from the High School Certification System. The results from supplementary courses are not reflected in these results. All students obtaining a score of 48 or 49 on the final mark, were adjusted to 50 and are reflected in the Final Mark column.

Modification Time: 3:47:23PM

Modification Date: 2/27/2006

Source: Evaluation & Research



**High School Course Results  
2002-03**

\* Data from the High School Certification System. The results from supplementary courses are not reflected in these results. All students obtaining a score of 48 or 49 on the final mark, were adjusted to 50 and are reflected in the Final Mark column.

Modification Time: 3:47:23PM

Modification Date: 2/27/2006

Source: Evaluation & Research