



**School Description Report
2002-03**

District 1 - Labrador

#008 - A. P. Low Primary, Labrador City

Classification: Urban Community/Labrador Region*
Offers Distance Education: No

Grades: K-3

Number of Grades: 4

[School FTE PTR : 12.1](#)

[District FTE PTR : 12.5](#)

[Provincial FTE PTR : 13.5](#)

[FTE Teachers](#) *** : 28.0

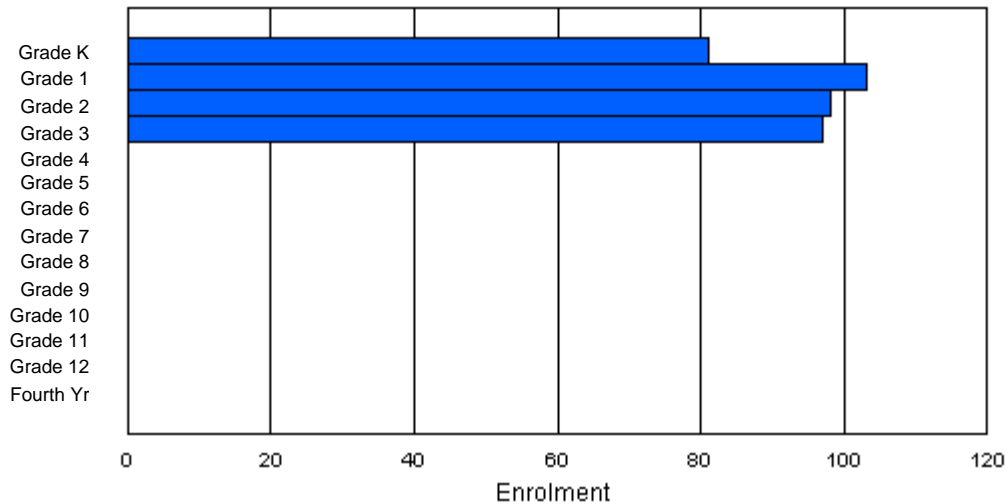
Enrolment By Age and Gender

Gender	Age																	Total
	5	6	7	8	9	10	11	12	13	14	15	16	17	18	19	20>		
Male	45	54	46	45	5	0	0	0	0	0	0	0	0	0	0	0	195	
Female	36	45	53	48	2	0	0	0	0	0	0	0	0	0	0	0	184	
Total	81	99	99	93	7	0	0	0	0	0	0	0	0	0	0	0	379	

Enrolment By Grade and Gender

Gender	Grade															Total
	K	1	2	3	4	5	6	7	8	9	10	11	12	4th		
Male	45	56	45	49	0	0	0	0	0	0	0	0	0	0	0	195
Female	36	47	53	48	0	0	0	0	0	0	0	0	0	0	0	184
Total	81	103	98	97	0	0	0	0	0	0	0	0	0	0	0	379

Enrolment By Grade
For A. P. Low Primary



* Data from the 2002-2003 AGR(Enrolment/Age as of the last day in Sept./Dec.)

** Newfoundland Statistics Classification System

*** May include itinerant teachers



**School Description Report
2002-03**

District 1 - Labrador

#007 - Amos Comenius Memorial, Hopedale

Classification: Rural Community/Labrador Region**
Offers Distance Education: Yes

Grades: K-12

Number of Grades: 13

[School FTE PTR : 10.0](#)

[District FTE PTR : 12.5](#)

[Provincial FTE PTR : 13.5](#)

[FTE Teachers](#) *** : 19.0

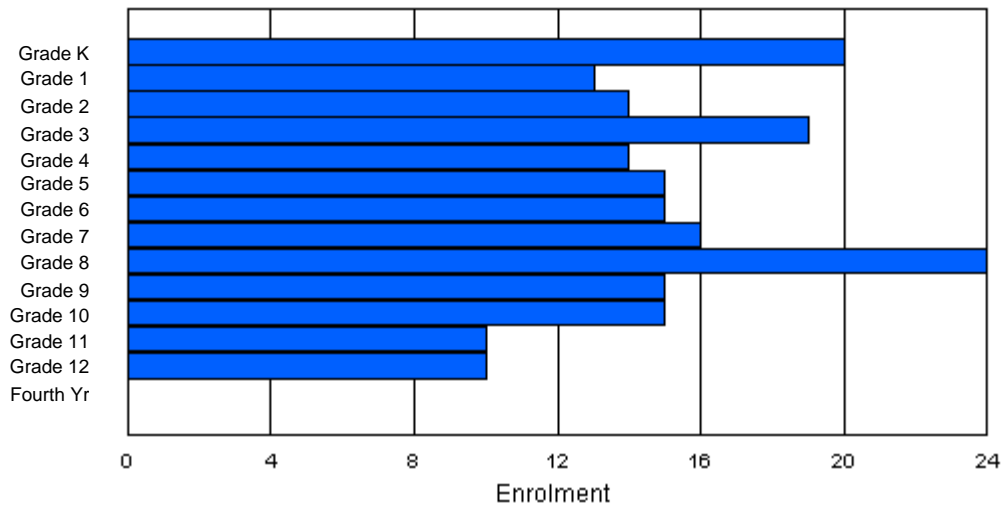
Enrolment By Age and Gender

Gender	Age																	Total
	5	6	7	8	9	10	11	12	13	14	15	16	17	18	19	20>		
Male	9	8	7	5	12	8	3	7	9	8	8	5	8	4	2	0	103	
Female	8	7	7	6	5	10	5	8	12	7	9	5	6	0	2	0	97	
Total	17	15	14	11	17	18	8	15	21	15	17	10	14	4	4	0	200	

Enrolment By Grade and Gender

Gender	Grade															Total
	K	1	2	3	4	5	6	7	8	9	10	11	12	4th		
Male	12	5	8	11	8	7	8	6	9	7	11	8	3	0	103	
Female	8	8	6	8	6	8	7	10	15	8	4	2	7	0	97	
Total	20	13	14	19	14	15	15	16	24	15	15	10	10	0	200	

Enrolment By Grade
For Amos Comenius Memorial



* Data from the 2002-2003 AGR(Enrolment/Age as of the last day in Sept./Dec.)

** Newfoundland Statistics Classification System

*** May include itinerant teachers



School Description Report 2002-03

District 1 - Labrador

#016 - B.L. Morrison All Grade, Postville

Classification: Rural Community/Labrador Region**
Offers Distance Education: Yes

Grades: K-12

Number of Grades: 13

[School FTE PTR : 7.3](#)

[District FTE PTR : 12.5](#)

[Provincial FTE PTR : 13.5](#)

[FTE Teachers](#) *** : 7.5

Enrolment By Age and Gender

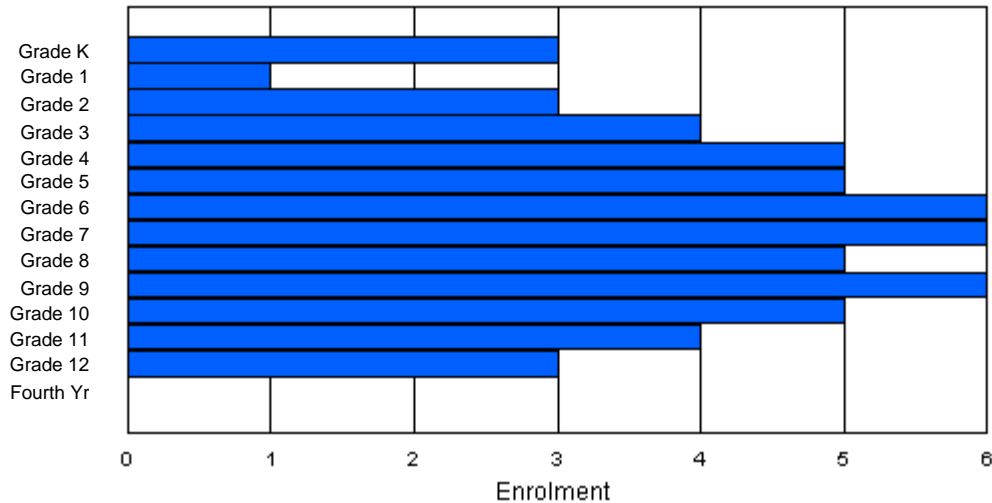
Gender	Age																	Total
	5	6	7	8	9	10	11	12	13	14	15	16	17	18	19	20>		
Male	2	0	1	3	3	4	4	1	3	3	3	1	3	0	0	0	31	
Female	1	1	2	3	1	3	1	3	2	3	2	2	1	0	0	0	25	
Total	3	1	3	6	4	7	5	4	5	6	5	3	4	0	0	0	56	

Enrolment By Grade and Gender

Gender	Grade														Total
	K	1	2	3	4	5	6	7	8	9	10	11	12	4th	
Male	2	0	1	3	3	2	5	2	3	3	3	1	3	0	31
Female	1	1	2	1	2	3	1	4	2	3	2	3	0	0	25
Total	3	1	3	4	5	5	6	6	5	6	5	4	3	0	56

Enrolment By Grade

For B.L. Morrison All Grade



* Data from the 2002-2003 AGR(Enrolment/Age as of the last day in Sept./Dec.)

** Newfoundland Statistics Classification System

*** May include itinerant teachers



**School Description Report
2002-03**

District 1 - Labrador

#003 - Goose High School, Happy Valley-Goose Ba

Classification: Urban Community/Labrador Region*
Offers Distance Education: No

Grades: 10-12

Number of Grades: 3

[School FTE PTR : 16.7](#)

[District FTE PTR : 12.5](#)

[Provincial FTE PTR : 13.5](#)

[FTE Teachers](#) *** : 23.5

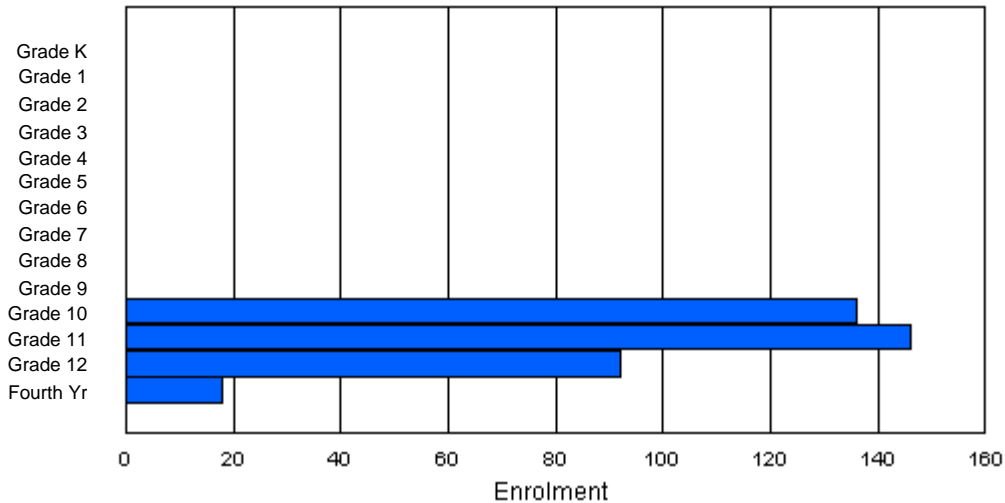
Enrolment By Age and Gender

Gender	Age																	Total
	5	6	7	8	9	10	11	12	13	14	15	16	17	18	19	20>		
Male	0	0	0	0	0	0	0	0	0	0	50	55	59	24	3	0	191	
Female	0	0	0	0	0	0	0	0	0	2	69	48	62	20	0	0	201	
Total	0	0	0	0	0	0	0	0	0	2	119	103	121	44	3	0	392	

Enrolment By Grade and Gender

Gender	Grade															Total
	K	1	2	3	4	5	6	7	8	9	10	11	12	4th		
Male	0	0	0	0	0	0	0	0	0	0	66	74	40	11	191	
Female	0	0	0	0	0	0	0	0	0	0	70	72	52	7	201	
Total	0	0	0	0	0	0	0	0	0	0	136	146	92	18	392	

Enrolment By Grade
For Goose High School



* Data from the 2002-2003 AGR(Enrolment/Age as of the last day in Sept./Dec.)

** Newfoundland Statistics Classification System

*** May include itinerant teachers



**School Description Report
2002-03**

District 1 - Labrador

#002 - Henry Gordon Academy, Cartwright

Classification: Rural Community/Labrador Region**
Offers Distance Education: Yes

Grades: K-12

Number of Grades: 13

[School FTE PTR : 9.0](#)
[District FTE PTR : 12.5](#)
[Provincial FTE PTR : 13.5](#)

[FTE Teachers](#) *** : 12.0

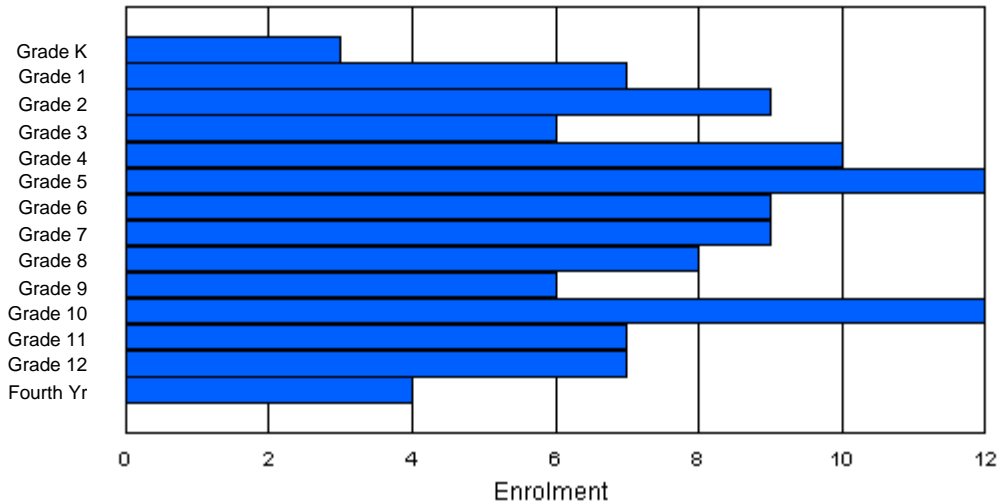
Enrolment By Age and Gender

Gender	Age																	Total
	5	6	7	8	9	10	11	12	13	14	15	16	17	18	19	20>		
Male	2	5	5	3	7	7	5	2	2	4	1	2	5	4	1	1	56	
Female	1	2	4	2	3	6	3	8	3	1	5	8	5	1	1	0	53	
Total	3	7	9	5	10	13	8	10	5	5	6	10	10	5	2	1	109	

Enrolment By Grade and Gender

Gender	Grade															Total
	K	1	2	3	4	5	6	7	8	9	10	11	12	4th		
Male	2	5	5	3	8	6	6	2	4	2	4	1	4	4	56	
Female	1	2	4	3	2	6	3	7	4	4	8	6	3	0	53	
Total	3	7	9	6	10	12	9	9	8	6	12	7	7	4	109	

Enrolment By Grade
For Henry Gordon Academy



* Data from the 2002-2003 AGR(Enrolment/Age as of the last day in Sept./Dec.)

** Newfoundland Statistics Classification System

*** May include itinerant teachers



**School Description Report
2002-03**

District 1 - Labrador

#012 - J.C. Erhardt Memorial, Makkovik

Classification: Rural Community/Labrador Region**
Offers Distance Education: Yes

Grades: K-12

Number of Grades: 13

[School FTE PTR : 9.1](#)

[District FTE PTR : 12.5](#)

[Provincial FTE PTR : 13.5](#)

[FTE Teachers](#) *** : 11.0

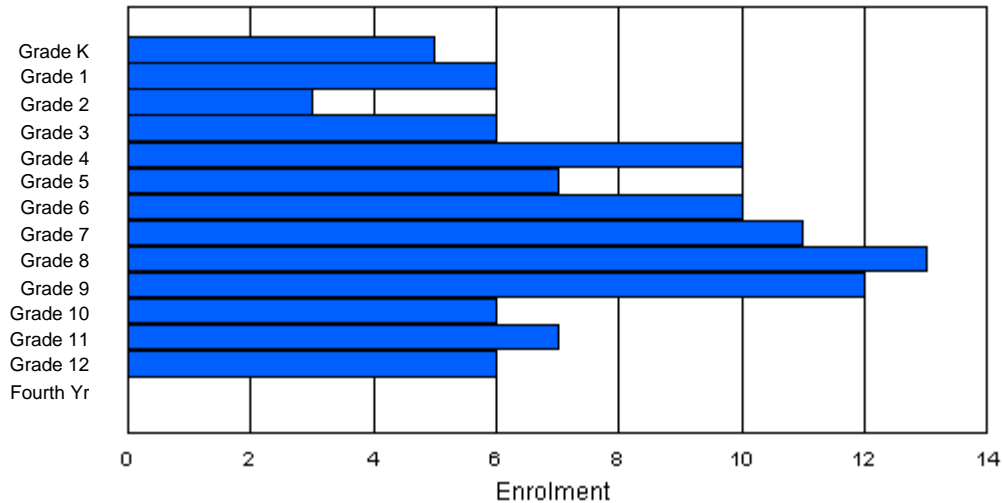
Enrolment By Age and Gender

Gender	Age																	Total
	5	6	7	8	9	10	11	12	13	14	15	16	17	18	19	20>		
Male	3	3	2	4	4	4	5	5	3	7	4	2	6	1	0	0	53	
Female	2	3	1	2	5	3	5	5	8	6	2	4	3	0	0	0	49	
Total	5	6	3	6	9	7	10	10	11	13	6	6	9	1	0	0	102	

Enrolment By Grade and Gender

Gender	Grade															Total
	K	1	2	3	4	5	6	7	8	9	10	11	12	4th		
Male	3	3	2	4	5	4	5	4	6	6	5	2	4	0	53	
Female	2	3	1	2	5	3	5	7	7	6	1	5	2	0	49	
Total	5	6	3	6	10	7	10	11	13	12	6	7	6	0	102	

Enrolment By Grade
For J.C. Erhardt Memorial



* Data from the 2002-2003 AGR(Enrolment/Age as of the last day in Sept./Dec.)

** Newfoundland Statistics Classification System

*** May include itinerant teachers



**School Description Report
2002-03**

District 1 - Labrador

#381 - J.R. Smallwood Primary & Elementary, Wabush

Classification: Urban Community/Labrador Region*
Offers Distance Education: No

Grades: K-6

Number of Grades: 7

[School FTE PTR : 14.2](#)

[District FTE PTR : 12.5](#)

[Provincial FTE PTR : 13.5](#)

[FTE Teachers](#) *** : 27.0

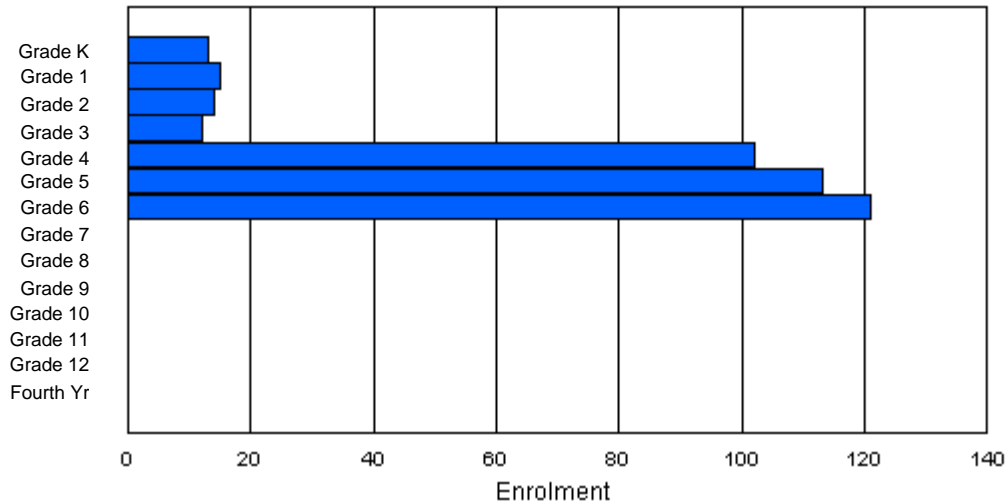
Enrolment By Age and Gender

Gender	Age																	Total
	5	6	7	8	9	10	11	12	13	14	15	16	17	18	19	20>		
Male	9	6	7	7	58	68	49	7	0	0	0	0	0	0	0	0	211	
Female	4	9	7	6	39	46	67	1	0	0	0	0	0	0	0	0	179	
Total	13	15	14	13	97	114	116	8	0	0	0	0	0	0	0	0	390	

Enrolment By Grade and Gender

Gender	Grade															Total
	K	1	2	3	4	5	6	7	8	9	10	11	12	4th		
Male	9	6	7	7	61	66	55	0	0	0	0	0	0	0	211	
Female	4	9	7	5	41	47	66	0	0	0	0	0	0	0	179	
Total	13	15	14	12	102	113	121	0	0	0	0	0	0	0	390	

Enrolment By Grade
For J.R. Smallwood Primary & Elementary



* Data from the 2002-2003 AGR(Enrolment/Age as of the last day in Sept./Dec.)

** Newfoundland Statistics Classification System

*** May include itinerant teachers



**School Description Report
2002-03**

District 1 - Labrador

#014 - Jens Haven Memorial School, Nain

Classification: Rural Community/Labrador Region**
Offers Distance Education: No

Grades: K-12

Number of Grades: 13

[School FTE PTR : 10.2](#)

[District FTE PTR : 12.5](#)

[Provincial FTE PTR : 13.5](#)

[FTE Teachers](#) *** : 35.0

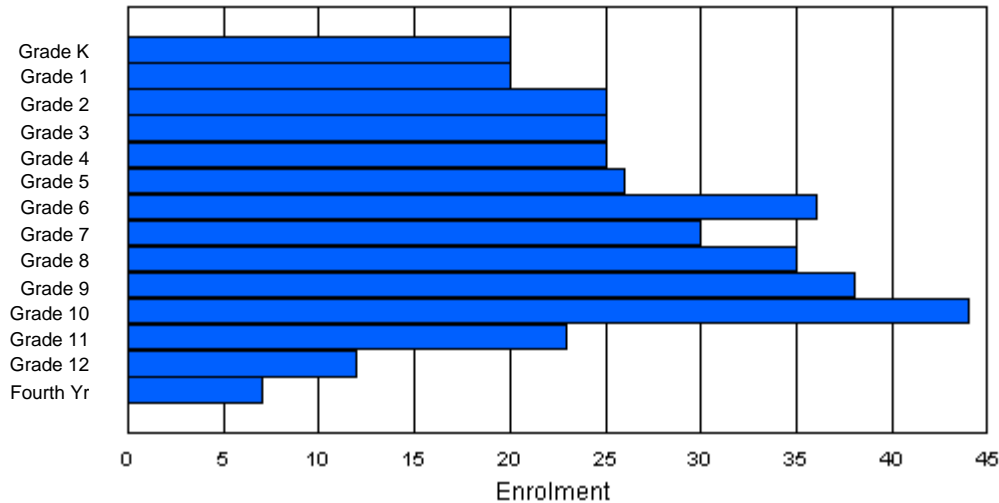
Enrolment By Age and Gender

Gender	Age																	Total
	5	6	7	8	9	10	11	12	13	14	15	16	17	18	19	20>		
Male	11	8	13	16	12	15	11	14	15	14	16	10	16	5	0	2	178	
Female	8	11	12	10	10	10	18	15	23	16	17	15	9	11	2	1	188	
Total	19	19	25	26	22	25	29	29	38	30	33	25	25	16	2	3	366	

Enrolment By Grade and Gender

Gender	Grade															Total
	K	1	2	3	4	5	6	7	8	9	10	11	12	4th		
Male	12	7	14	16	14	15	17	11	14	20	23	8	4	3	178	
Female	8	13	11	9	11	11	19	19	21	18	21	15	8	4	188	
Total	20	20	25	25	25	26	36	30	35	38	44	23	12	7	366	

Enrolment By Grade
For Jens Haven Memorial School



* Data from the 2002-2003 AGR(Enrolment/Age as of the last day in Sept./Dec.)

** Newfoundland Statistics Classification System

*** May include itinerant teachers



**School Description Report
2002-03**

District 1 - Labrador

#009 - Labrador City Collegiate, Labrador City

Classification: Urban Community/Labrador Region*
Offers Distance Education: No

Grades: 7-9

Number of Grades: 3

[School FTE PTR : 17.5](#)

[District FTE PTR : 12.5](#)

[Provincial FTE PTR : 13.5](#)

[FTE Teachers](#) *** : 22.0

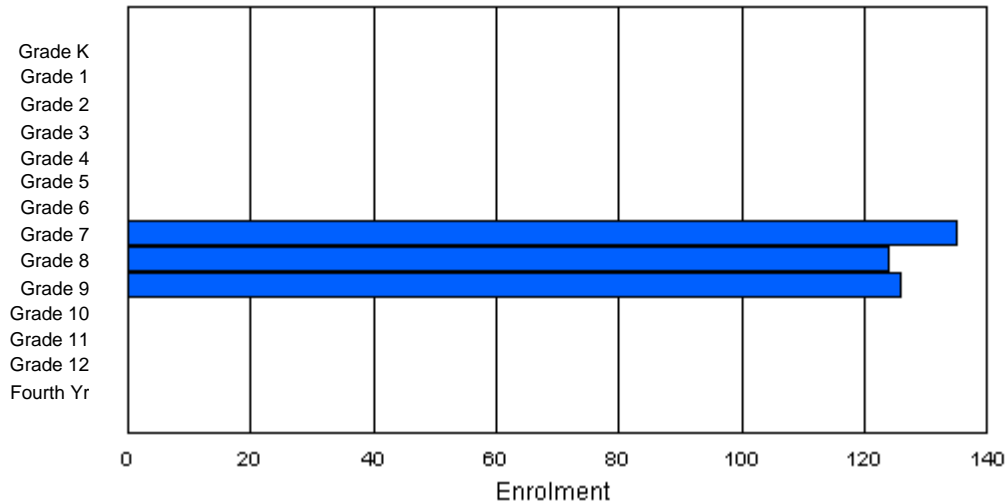
Enrolment By Age and Gender

Gender	Age																Total
	5	6	7	8	9	10	11	12	13	14	15	16	17	18	19	20>	
Male	0	0	0	0	0	0	0	60	69	71	6	1	0	0	0	0	207
Female	0	0	0	0	0	0	1	64	48	63	2	0	0	0	0	0	178
Total	0	0	0	0	0	0	1	124	117	134	8	1	0	0	0	0	385

Enrolment By Grade and Gender

Gender	Grade														Total
	K	1	2	3	4	5	6	7	8	9	10	11	12	4th	
Male	0	0	0	0	0	0	0	66	73	68	0	0	0	0	207
Female	0	0	0	0	0	0	0	69	51	58	0	0	0	0	178
Total	0	0	0	0	0	0	0	135	124	126	0	0	0	0	385

Enrolment By Grade
For Labrador City Collegiate



* Data from the 2002-2003 AGR(Enrolment/Age as of the last day in Sept./Dec.)

** Newfoundland Statistics Classification System

*** May include itinerant teachers



School Description Report 2002-03

District 1 - Labrador

#015 - Lake Melville School, North West River

Classification: Rural Community/Labrador Region**
Offers Distance Education: Yes

Grades: K-12

Number of Grades: 13

[School FTE PTR : 9.4](#)
[District FTE PTR : 12.5](#)
[Provincial FTE PTR : 13.5](#)

[FTE Teachers](#) *** : 13.0

Enrolment By Age and Gender

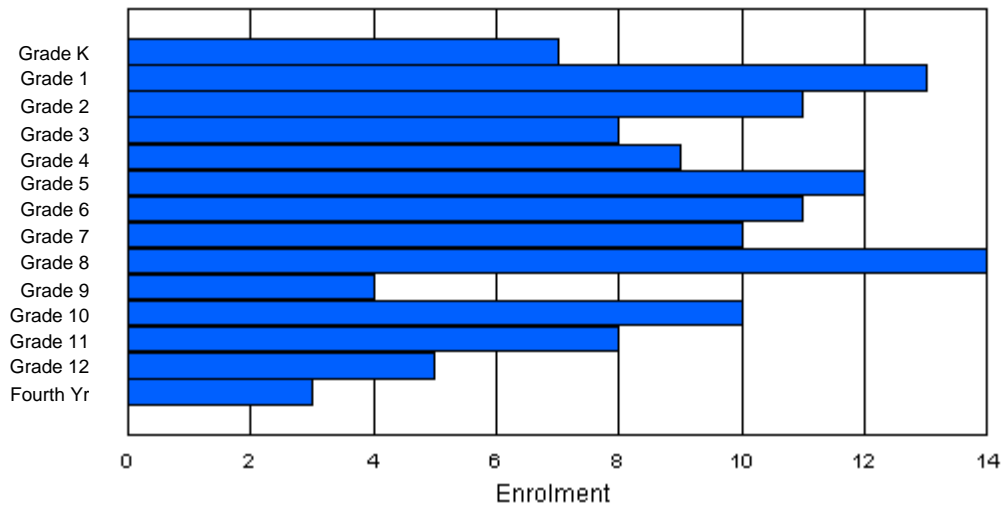
Gender	Age																Total
	5	6	7	8	9	10	11	12	13	14	15	16	17	18	19	20>	
Male	3	4	5	2	2	7	8	4	7	1	6	2	3	3	1	0	58
Female	4	8	7	6	6	5	5	7	5	3	1	6	2	2	0	0	67
Total	7	12	12	8	8	12	13	11	12	4	7	8	5	5	1	0	125

Enrolment By Grade and Gender

Gender	Grade														Total
	K	1	2	3	4	5	6	7	8	9	10	11	12	4th	
Male	3	4	5	2	3	7	8	4	7	1	6	3	3	2	58
Female	4	9	6	6	6	5	3	6	7	3	4	5	2	1	67
Total	7	13	11	8	9	12	11	10	14	4	10	8	5	3	125

Enrolment By Grade

For Lake Melville School



* Data from the 2002-2003 AGR(Enrolment/Age as of the last day in Sept./Dec.)

** Newfoundland Statistics Classification System

*** May include itinerant teachers



**School Description Report
2002-03**

District 1 - Labrador

#010 - Menihek High School, Labrador City

Classification: Urban Community/Labrador Region*
Offers Distance Education: No

Grades: 10-12

Number of Grades: 3

[School FTE PTR : 15.3](#)

[District FTE PTR : 12.5](#)

[Provincial FTE PTR : 13.5](#)

[FTE Teachers](#) *** : 29.0

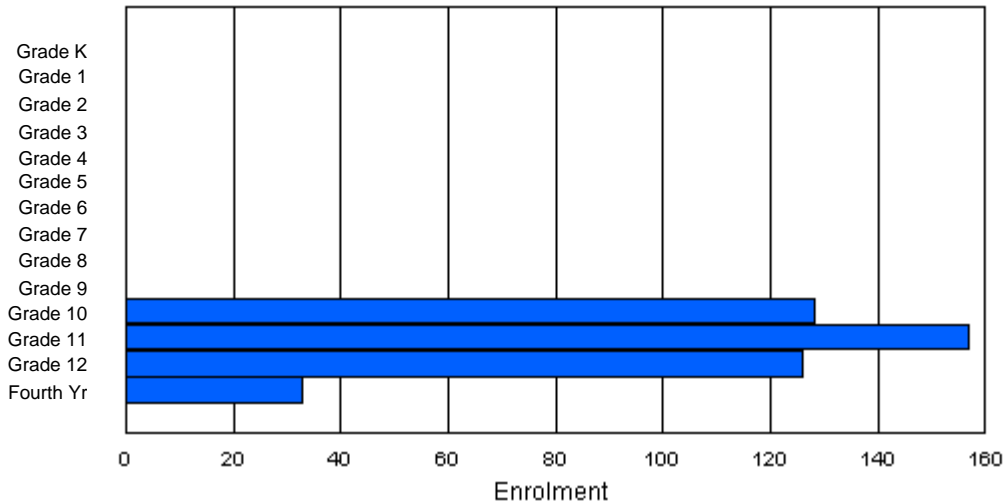
Enrolment By Age and Gender

Gender	Age																	Total
	5	6	7	8	9	10	11	12	13	14	15	16	17	18	19	20>		
Male	0	0	0	0	0	0	0	0	0	0	54	61	77	29	10	3	234	
Female	0	0	0	0	0	0	0	0	0	0	57	69	63	14	7	0	210	
Total	0	0	0	0	0	0	0	0	0	0	111	130	140	43	17	3	444	

Enrolment By Grade and Gender

Gender	Grade															Total
	K	1	2	3	4	5	6	7	8	9	10	11	12	4th		
Male	0	0	0	0	0	0	0	0	0	0	67	75	73	19	234	
Female	0	0	0	0	0	0	0	0	0	0	61	82	53	14	210	
Total	0	0	0	0	0	0	0	0	0	0	128	157	126	33	444	

Enrolment By Grade
For Menihek High School



* Data from the 2002-2003 AGR(Enrolment/Age as of the last day in Sept./Dec.)

** Newfoundland Statistics Classification System

*** May include itinerant teachers



**School Description Report
2002-03**

District 1 - Labrador

#013 - Mud Lake Elementary, Mud Lake

Classification: Rural Community/Labrador Region**
Offers Distance Education: No

Grades: K-1,3,6-9

Number of Grades: 7

[School FTE PTR : 4.3](#)
[District FTE PTR : 12.5](#)
[Provincial FTE PTR : 13.5](#)

[FTE Teachers](#) *** : 2.0

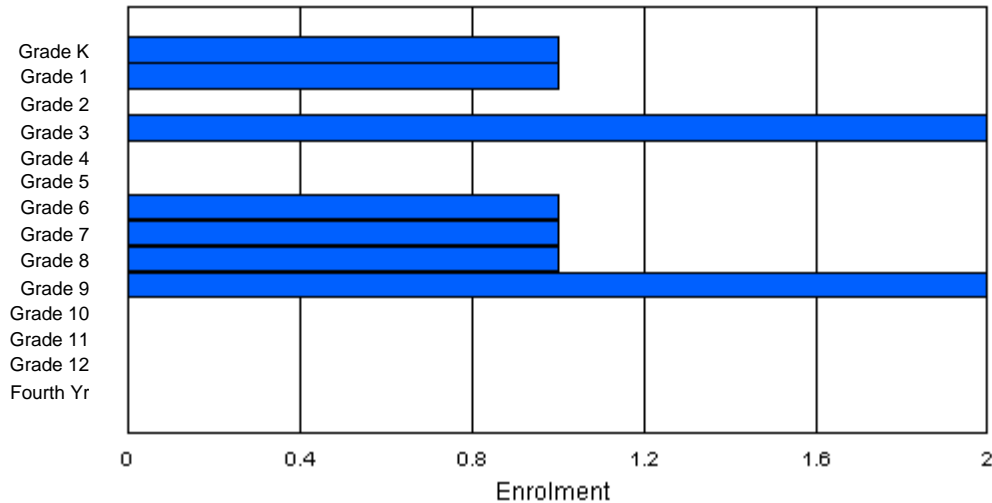
Enrolment By Age and Gender

Gender	Age																	Total
	5	6	7	8	9	10	11	12	13	14	15	16	17	18	19	20>		
Male	0	0	0	0	0	0	1	0	1	1	0	0	0	0	0	0	3	
Female	1	1	0	2	0	0	0	1	0	1	0	0	0	0	0	0	6	
Total	1	1	0	2	0	0	1	1	1	2	0	0	0	0	0	0	9	

Enrolment By Grade and Gender

Gender	Grade															Total
	K	1	2	3	4	5	6	7	8	9	10	11	12	4th		
Male	0	0	0	0	0	0	1	0	1	1	0	0	0	0	3	
Female	1	1	0	2	0	0	0	1	0	1	0	0	0	0	6	
Total	1	1	0	2	0	0	1	1	1	2	0	0	0	0	9	

Enrolment By Grade
For Mud Lake Elementary



* Data from the 2002-2003 AGR(Enrolment/Age as of the last day in Sept./Dec.)

** Newfoundland Statistics Classification System

*** May include itinerant teachers



**School Description Report
2002-03**

District 1 - Labrador

#019 - Mushuau Innu Natuashish School, Davis Inlet

Classification: Rural Community/Labrador Region**
Offers Distance Education: No

Grades: K-12

Number of Grades: 13

[School FTE PTR : 18.0](#)

[District FTE PTR : 12.5](#)

[Provincial FTE PTR : 13.5](#)

[FTE Teachers](#) *** : 14.0

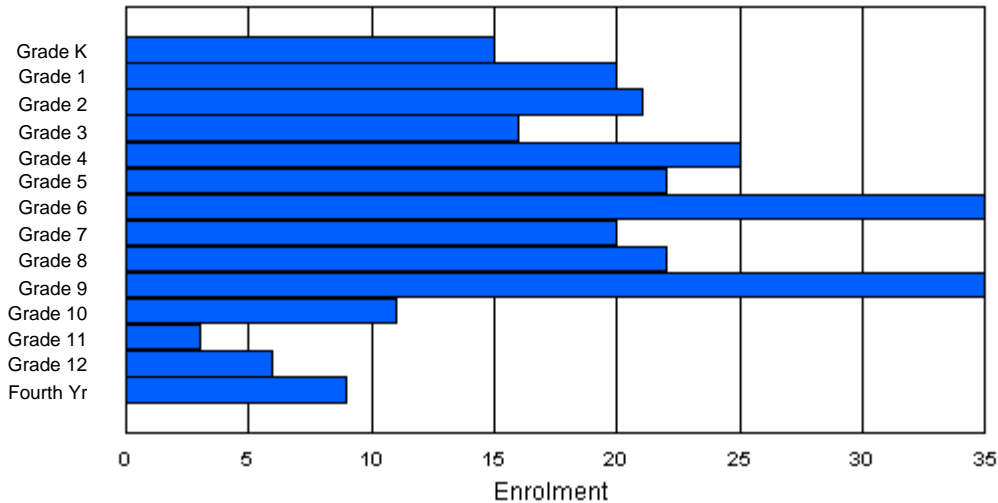
Enrolment By Age and Gender

Gender	Age																	Total
	5	6	7	8	9	10	11	12	13	14	15	16	17	18	19	20>		
Male	6	3	6	9	9	8	10	8	8	8	10	13	9	3	5	2	117	
Female	9	10	7	9	15	10	11	16	4	7	8	2	8	10	9	8	143	
Total	15	13	13	18	24	18	21	24	12	15	18	15	17	13	14	10	260	

Enrolment By Grade and Gender

Gender	Grade															Total
	K	1	2	3	4	5	6	7	8	9	10	11	12	4th		
Male	6	8	10	6	11	7	23	9	7	22	6	2	0	0	117	
Female	9	12	11	10	14	15	12	11	15	13	5	1	6	9	143	
Total	15	20	21	16	25	22	35	20	22	35	11	3	6	9	260	

Enrolment By Grade
For Mushuau Innu Natuashish School



* Data from the 2002-2003 AGR(Enrolment/Age as of the last day in Sept./Dec.)

** Newfoundland Statistics Classification System

*** May include itinerant teachers



**School Description Report
2002-03**

District 1 - Labrador

#017 - Northern Lights Academy, Rigolet

Classification: Rural Community/Labrador Region**
Offers Distance Education: Yes

Grades: K-12

Number of Grades: 13

[School FTE PTR : 7.8](#)

[District FTE PTR : 12.5](#)

[Provincial FTE PTR : 13.5](#)

[FTE Teachers](#) *** : 8.0

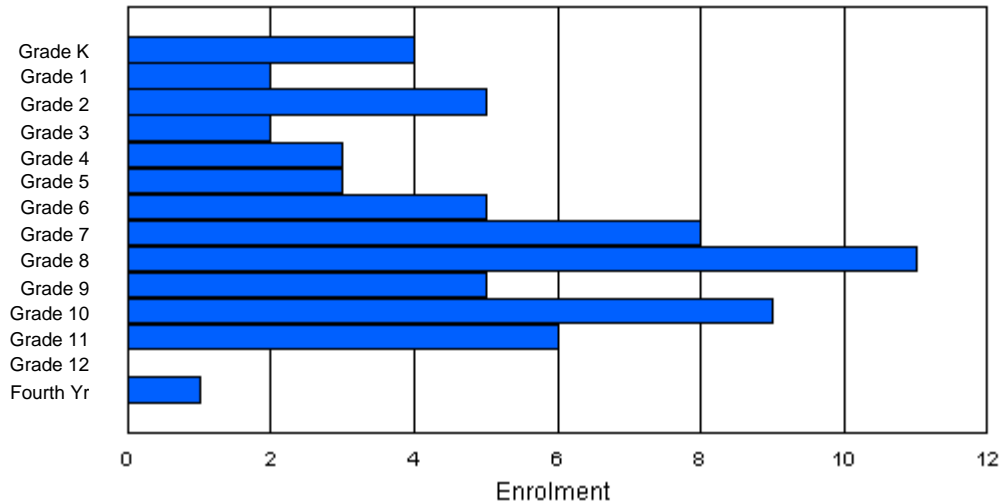
Enrolment By Age and Gender

Gender	Age																	Total
	5	6	7	8	9	10	11	12	13	14	15	16	17	18	19	20>		
Male	3	1	2	2	1	0	1	4	5	4	0	2	2	1	1	0	29	
Female	1	1	1	2	2	3	2	3	5	3	7	5	0	0	0	0	35	
Total	4	2	3	4	3	3	3	7	10	7	7	7	2	1	1	0	64	

Enrolment By Grade and Gender

Gender	Grade															Total
	K	1	2	3	4	5	6	7	8	9	10	11	12	4th		
Male	3	1	3	1	1	0	2	5	6	1	3	2	0	1	29	
Female	1	1	2	1	2	3	3	3	5	4	6	4	0	0	35	
Total	4	2	5	2	3	3	5	8	11	5	9	6	0	1	64	

Enrolment By Grade
For Northern Lights Academy



* Data from the 2002-2003 AGR(Enrolment/Age as of the last day in Sept./Dec.)

** Newfoundland Statistics Classification System

*** May include itinerant teachers



**School Description Report
2002-03**

District 1 - Labrador

#004 - Our Lady Queen of Peace, Happy Valley-Goose Ba

Classification: Urban Community/Labrador Region*
Offers Distance Education: No

Grades: 5-9

Number of Grades: 5

[School FTE PTR : 15.4](#)

[District FTE PTR : 12.5](#)

[Provincial FTE PTR : 13.5](#)

[FTE Teachers](#) *** : 30.7

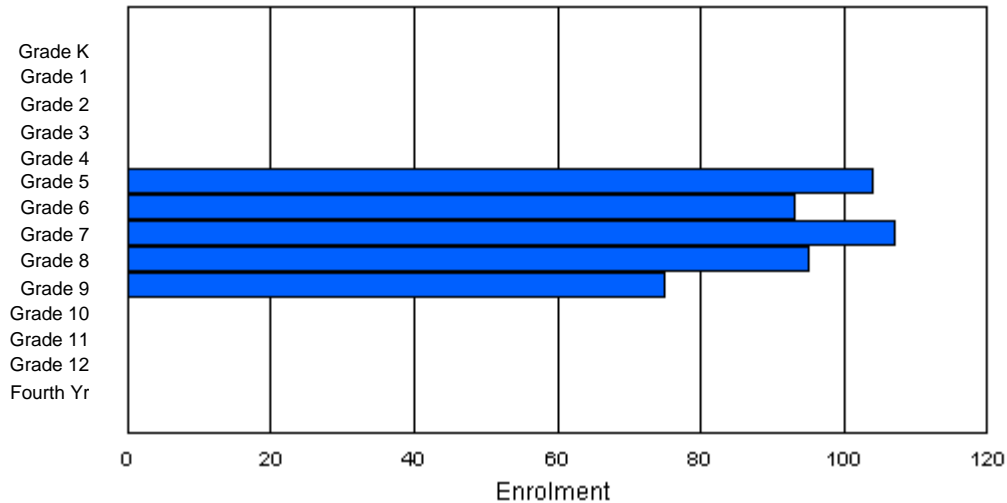
Enrolment By Age and Gender

Gender	Age																Total
	5	6	7	8	9	10	11	12	13	14	15	16	17	18	19	20>	
Male	0	0	0	0	0	60	40	65	46	39	4	0	0	0	0	0	254
Female	0	0	0	0	0	37	49	43	46	37	7	1	0	0	0	0	220
Total	0	0	0	0	0	97	89	108	92	76	11	1	0	0	0	0	474

Enrolment By Grade and Gender

Gender	Grade														Total
	K	1	2	3	4	5	6	7	8	9	10	11	12	4th	
Male	0	0	0	0	0	64	44	65	46	35	0	0	0	0	254
Female	0	0	0	0	0	40	49	42	49	40	0	0	0	0	220
Total	0	0	0	0	0	104	93	107	95	75	0	0	0	0	474

Enrolment By Grade
For Our Lady Queen of Peace



* Data from the 2002-2003 AGR(Enrolment/Age as of the last day in Sept./Dec.)

** Newfoundland Statistics Classification System

*** May include itinerant teachers



School Description Report 2002-03

District 1 - Labrador

#005 - Peacock Elementary, Happy Valley-Goose Ba

Classification: Urban Community/Labrador Region*
Offers Distance Education: No

Grades: K-4

Number of Grades: 5

[School FTE PTR : 13.4](#)

[District FTE PTR : 12.5](#)

[Provincial FTE PTR : 13.5](#)

[FTE Teachers](#) *** : 28.0

Enrolment By Age and Gender

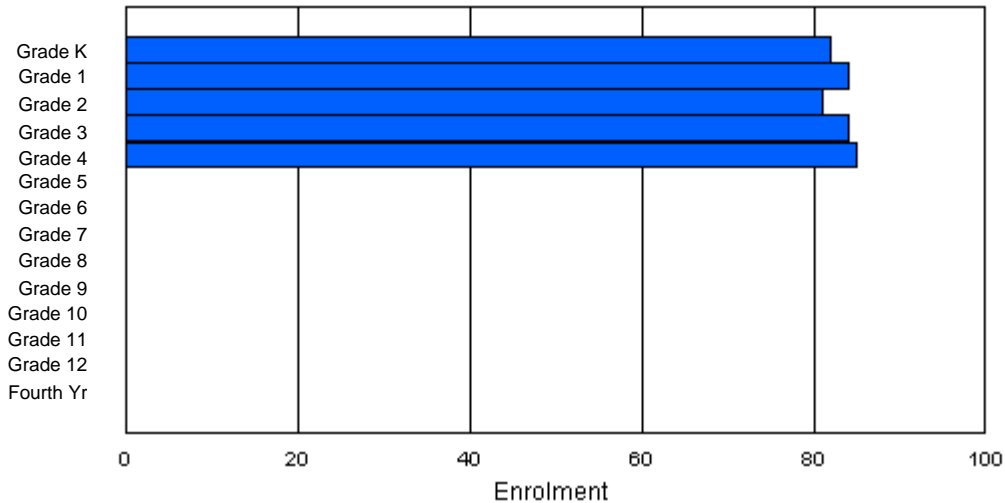
Gender	Age																	Total
	5	6	7	8	9	10	11	12	13	14	15	16	17	18	19	20>		
Male	46	36	41	39	52	0	0	0	0	0	0	0	0	0	0	0	214	
Female	36	46	39	47	34	0	0	0	0	0	0	0	0	0	0	0	202	
Total	82	82	80	86	86	0	0	0	0	0	0	0	0	0	0	0	416	

Enrolment By Grade and Gender

Gender	Grade															Total
	K	1	2	3	4	5	6	7	8	9	10	11	12	4th		
Male	46	36	42	38	52	0	0	0	0	0	0	0	0	0	214	
Female	36	48	39	46	33	0	0	0	0	0	0	0	0	0	202	
Total	82	84	81	84	85	0	0	0	0	0	0	0	0	0	416	

Enrolment By Grade

For Peacock Elementary



* Data from the 2002-2003 AGR(Enrolment/Age as of the last day in Sept./Dec.)

** Newfoundland Statistics Classification System

*** May include itinerant teachers



**School Description Report
2002-03**

District 1 - Labrador

#018 - Peenamin McKenzie, Sheshatshiu

Classification: Rural Community/Labrador Region**
Offers Distance Education: No

Grades: K-12

Number of Grades: 9

[School FTE PTR : 10.0](#)

[District FTE PTR : 12.5](#)

[Provincial FTE PTR : 13.5](#)

[FTE Teachers](#) *** : 36.0

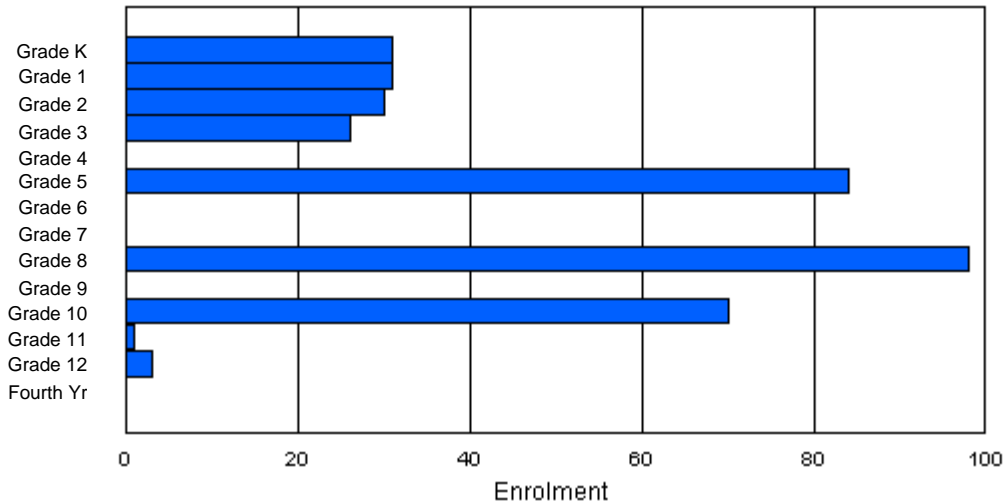
Enrolment By Age and Gender

Gender	Age																	Total
	5	6	7	8	9	10	11	12	13	14	15	16	17	18	19	20>		
Male	18	16	17	10	13	18	13	11	14	16	15	7	7	4	1	1	181	
Female	13	15	13	16	7	17	16	18	17	22	17	17	4	1	0	0	193	
Total	31	31	30	26	20	35	29	29	31	38	32	24	11	5	1	1	374	

Enrolment By Grade and Gender

Gender	Grade															Total
	K	1	2	3	4	5	6	7	8	9	10	11	12	4th		
Male	18	16	17	10	0	44	0	0	41	0	33	0	2	0	181	
Female	13	15	13	16	0	40	0	0	57	0	37	1	1	0	193	
Total	31	31	30	26	0	84	0	0	98	0	70	1	3	0	374	

Enrolment By Grade
For Peenamin McKenzie



* Data from the 2002-2003 AGR(Enrolment/Age as of the last day in Sept./Dec.)

** Newfoundland Statistics Classification System

*** May include itinerant teachers



**School Description Report
2002-03**

District 1 - Labrador

#006 - St. Michael's School, Happy Valley-Goose Ba

Classification: Urban Community/Labrador Region*
Offers Distance Education: No

Grades: K-9

Number of Grades: 10

[School FTE PTR : 13.1](#)

[District FTE PTR : 12.5](#)

[Provincial FTE PTR : 13.5](#)

[FTE Teachers](#) *** : 28.0

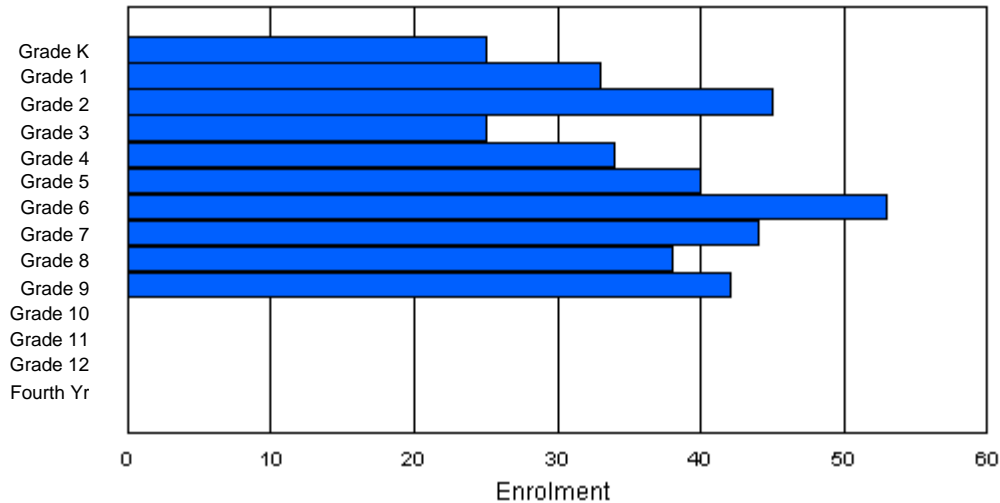
Enrolment By Age and Gender

Gender	Age																Total
	5	6	7	8	9	10	11	12	13	14	15	16	17	18	19	20>	
Male	15	16	21	14	17	17	28	16	19	14	3	0	0	0	0	0	180
Female	11	15	25	10	19	20	23	26	23	25	2	0	0	0	0	0	199
Total	26	31	46	24	36	37	51	42	42	39	5	0	0	0	0	0	379

Enrolment By Grade and Gender

Gender	Grade														Total
	K	1	2	3	4	5	6	7	8	9	10	11	12	4th	
Male	15	16	20	16	16	19	28	17	17	16	0	0	0	0	180
Female	10	17	25	9	18	21	25	27	21	26	0	0	0	0	199
Total	25	33	45	25	34	40	53	44	38	42	0	0	0	0	379

Enrolment By Grade
For St. Michael's School



* Data from the 2002-2003 AGR(Enrolment/Age as of the last day in Sept./Dec.)

** Newfoundland Statistics Classification System

*** May include itinerant teachers



**School Description Report
2002-03**

District 1 - Labrador

#001 - St. Peter's School, Black Tickle

Classification: Rural Community/Labrador Region**
Offers Distance Education: Yes

Grades: K-9, 11-12

Number of Grades: 12

[School FTE PTR : 11.1](#)

[District FTE PTR : 12.5](#)

[Provincial FTE PTR : 13.5](#)

[FTE Teachers](#) *** : 4.0

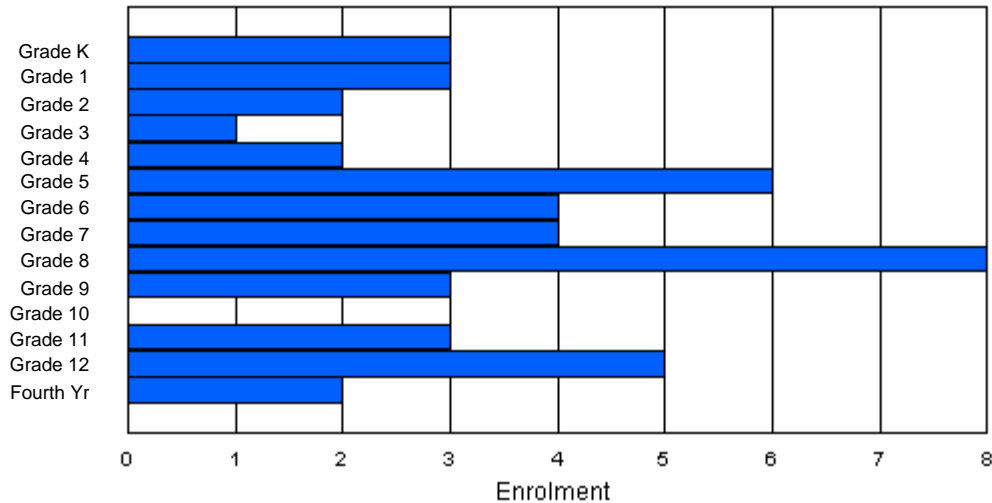
Enrolment By Age and Gender

Gender	Age																	Total
	5	6	7	8	9	10	11	12	13	14	15	16	17	18	19	20>		
Male	2	0	2	0	2	2	1	2	3	2	2	0	2	1	0	0	21	
Female	1	3	0	1	0	4	1	3	5	0	0	2	1	3	1	0	25	
Total	3	3	2	1	2	6	2	5	8	2	2	2	3	4	1	0	46	

Enrolment By Grade and Gender

Gender	Grade															Total
	K	1	2	3	4	5	6	7	8	9	10	11	12	4th		
Male	2	0	2	0	2	2	3	1	3	2	0	2	2	0	21	
Female	1	3	0	1	0	4	1	3	5	1	0	1	3	2	25	
Total	3	3	2	1	2	6	4	4	8	3	0	3	5	2	46	

Enrolment By Grade
For St. Peter's School



* Data from the 2002-2003 AGR(Enrolment/Age as of the last day in Sept./Dec.)

** Newfoundland Statistics Classification System

*** May include itinerant teachers



**School Description Report
2002-03**

District 2 - Northern Peninsula/Labrador South

#050 - Basque Memorial, Red Bay

Classification: Rural Community/Labrador Region**
Offers Distance Education: Yes

Grades: K-12

Number of Grades: 13

[School FTE PTR : 6.1](#)

[District FTE PTR : 10.3](#)

[Provincial FTE PTR : 13.5](#)

[FTE Teachers](#) *** : 6.5

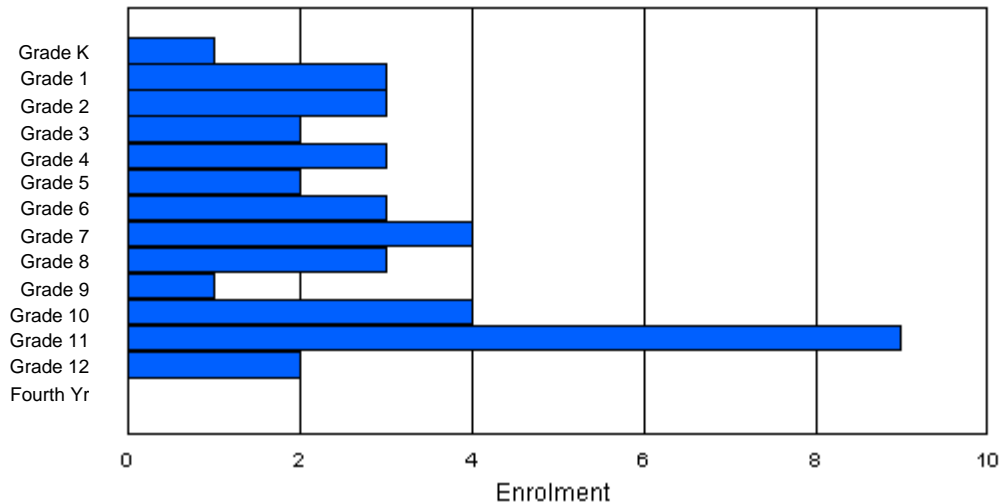
Enrolment By Age and Gender

Gender	Age																	Total
	5	6	7	8	9	10	11	12	13	14	15	16	17	18	19	20>		
Male	1	2	1	2	3	1	2	3	1	0	1	3	2	1	0	0	23	
Female	0	1	2	0	0	1	0	1	2	2	1	5	2	0	0	0	17	
Total	1	3	3	2	3	2	2	4	3	2	2	8	4	1	0	0	40	

Enrolment By Grade and Gender

Gender	Grade															Total
	K	1	2	3	4	5	6	7	8	9	10	11	12	4th		
Male	1	2	1	2	3	1	3	2	1	0	1	4	2	0	23	
Female	0	1	2	0	0	1	0	2	2	1	3	5	0	0	17	
Total	1	3	3	2	3	2	3	4	3	1	4	9	2	0	40	

Enrolment By Grade
For Basque Memorial



* Data from the 2002-2003 AGR(Enrolment/Age as of the last day in Sept./Dec.)

** Newfoundland Statistics Classification System

*** May include itinerant teachers



**School Description Report
2002-03**

District 2 - Northern Peninsula/Labrador South

#387 - Bayview Regional Collegiate, St. Lunaire

Classification: Rural Community/Western Region**
Offers Distance Education: Yes

Grades: 7-12

Number of Grades: 6

[School FTE PTR : 11.5](#)

[District FTE PTR : 10.3](#)

[Provincial FTE PTR : 13.5](#)

[FTE Teachers](#) *** : 11.3

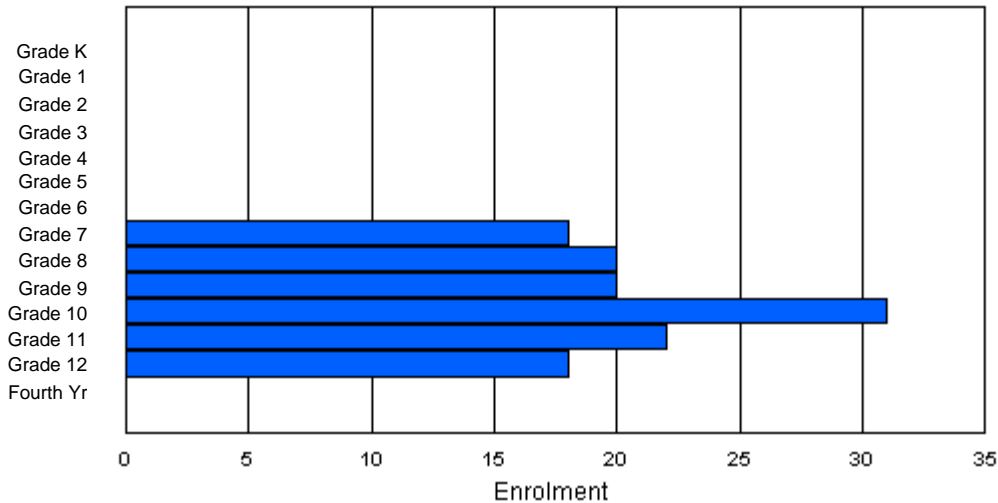
Enrolment By Age and Gender

Gender	Age																	Total
	5	6	7	8	9	10	11	12	13	14	15	16	17	18	19	20>		
Male	0	0	0	0	0	0	0	12	8	7	12	11	9	4	0	0	63	
Female	0	0	0	0	0	0	0	4	10	13	16	13	9	1	0	0	66	
Total	0	0	0	0	0	0	0	16	18	20	28	24	18	5	0	0	129	

Enrolment By Grade and Gender

Gender	Grade															Total
	K	1	2	3	4	5	6	7	8	9	10	11	12	4th		
Male	0	0	0	0	0	0	0	12	9	8	15	7	12	0	63	
Female	0	0	0	0	0	0	0	6	11	12	16	15	6	0	66	
Total	0	0	0	0	0	0	0	18	20	20	31	22	18	0	129	

Enrolment By Grade
For Bayview Regional Collegiate



* Data from the 2002-2003 AGR(Enrolment/Age as of the last day in Sept./Dec.)

** Newfoundland Statistics Classification System

*** May include itinerant teachers



**School Description Report
2002-03**

District 2 - Northern Peninsula/Labrador South

#027 - Canon Richards High School, Flower's Cove

Classification: Rural Community/Western Region**
Offers Distance Education: Yes

Grades: 7-12

Number of Grades: 6

[School FTE PTR : 13.3](#)

[District FTE PTR : 10.3](#)

[Provincial FTE PTR : 13.5](#)

[FTE Teachers](#) *** : 9.0

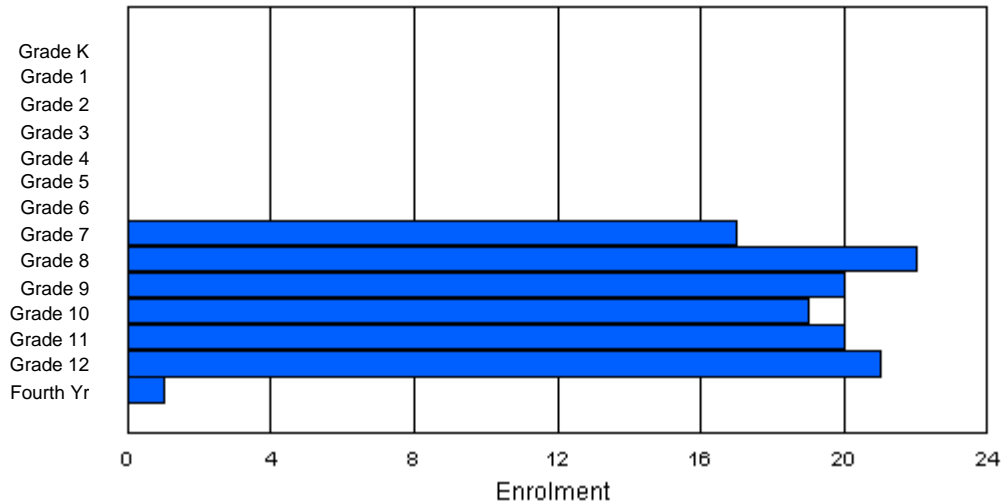
Enrolment By Age and Gender

Gender	Age																	Total
	5	6	7	8	9	10	11	12	13	14	15	16	17	18	19	20>		
Male	0	0	0	0	0	0	0	9	13	11	9	6	8	1	0	0	57	
Female	0	0	0	0	0	0	0	8	9	9	10	14	13	0	0	0	63	
Total	0	0	0	0	0	0	0	17	22	20	19	20	21	1	0	0	120	

Enrolment By Grade and Gender

Gender	Grade															Total
	K	1	2	3	4	5	6	7	8	9	10	11	12	4th		
Male	0	0	0	0	0	0	0	9	13	11	9	6	8	1	57	
Female	0	0	0	0	0	0	0	8	9	9	10	14	13	0	63	
Total	0	0	0	0	0	0	0	17	22	20	19	20	21	1	120	

Enrolment By Grade
For Canon Richards High School



* Data from the 2002-2003 AGR(Enrolment/Age as of the last day in Sept./Dec.)

** Newfoundland Statistics Classification System

*** May include itinerant teachers



**School Description Report
2002-03**

District 2 - Northern Peninsula/Labrador South

#474 - Cloud River Academy, Roddickton

Classification: Rural Community/ Region**
Offers Distance Education: Yes

Grades: K-12

Number of Grades: 13

[School FTE PTR : 11.4](#)

[District FTE PTR : 10.3](#)

[Provincial FTE PTR : 13.5](#)

[FTE Teachers](#) *** : 20.0

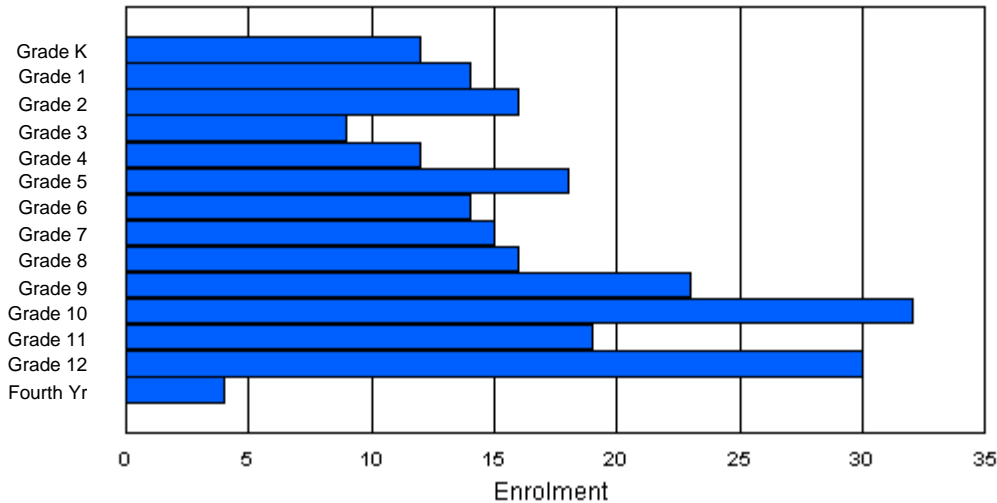
Enrolment By Age and Gender

Gender	Age																	Total
	5	6	7	8	9	10	11	12	13	14	15	16	17	18	19	20>		
Male	6	5	10	6	5	9	8	7	9	11	10	11	18	1	1	0	117	
Female	6	9	6	4	6	9	6	8	7	11	17	9	13	5	1	0	117	
Total	12	14	16	10	11	18	14	15	16	22	27	20	31	6	2	0	234	

Enrolment By Grade and Gender

Gender	Grade															Total
	K	1	2	3	4	5	6	7	8	9	10	11	12	4th		
Male	6	5	10	5	6	9	8	7	9	11	13	12	14	2	117	
Female	6	9	6	4	6	9	6	8	7	12	19	7	16	2	117	
Total	12	14	16	9	12	18	14	15	16	23	32	19	30	4	234	

Enrolment By Grade
For Cloud River Academy



* Data from the 2002-2003 AGR(Enrolment/Age as of the last day in Sept./Dec.)

** Newfoundland Statistics Classification System

*** May include itinerant teachers



**School Description Report
2002-03**

District 2 - Northern Peninsula/Labrador South

#046 - D.C. Young School, Port Hope Simpson

Classification: Rural Community/Labrador Region**
Offers Distance Education: Yes

Grades: K-12

Number of Grades: 13

[School FTE PTR : 9.2](#)
[District FTE PTR : 10.3](#)
[Provincial FTE PTR : 13.5](#)

[FTE Teachers](#) *** : 12.5

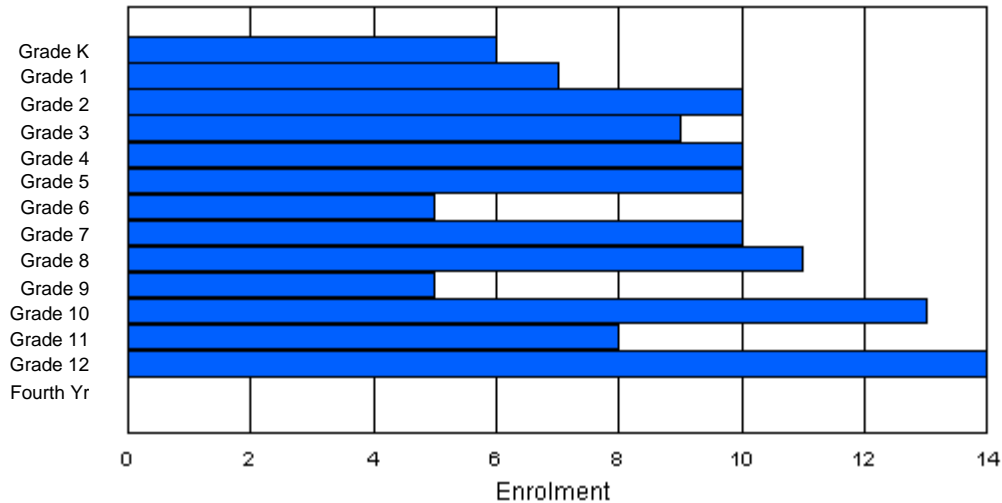
Enrolment By Age and Gender

Gender	Age																	Total
	5	6	7	8	9	10	11	12	13	14	15	16	17	18	19	20>		
Male	1	2	7	4	4	6	2	1	10	4	9	5	2	4	1	0	62	
Female	5	5	3	3	5	4	3	4	3	0	6	6	9	0	0	0	56	
Total	6	7	10	7	9	10	5	5	13	4	15	11	11	4	1	0	118	

Enrolment By Grade and Gender

Gender	Grade															Total
	K	1	2	3	4	5	6	7	8	9	10	11	12	4th		
Male	1	2	7	6	4	5	2	7	8	5	7	3	5	0	62	
Female	5	5	3	3	6	5	3	3	3	0	6	5	9	0	56	
Total	6	7	10	9	10	10	5	10	11	5	13	8	14	0	118	

Enrolment By Grade
For D.C. Young School



* Data from the 2002-2003 AGR(Enrolment/Age as of the last day in Sept./Dec.)

** Newfoundland Statistics Classification System

*** May include itinerant teachers



**School Description Report
2002-03**

District 2 - Northern Peninsula/Labrador South

#026 - H.G. Fillier Academy, Englee

Classification: Rural Community/Western Region**
Offers Distance Education: No

Grades: K,2-9

Number of Grades: 9

[School FTE PTR : 7.4](#)
[District FTE PTR : 10.3](#)
[Provincial FTE PTR : 13.5](#)

[FTE Teachers](#) *** : 10.0

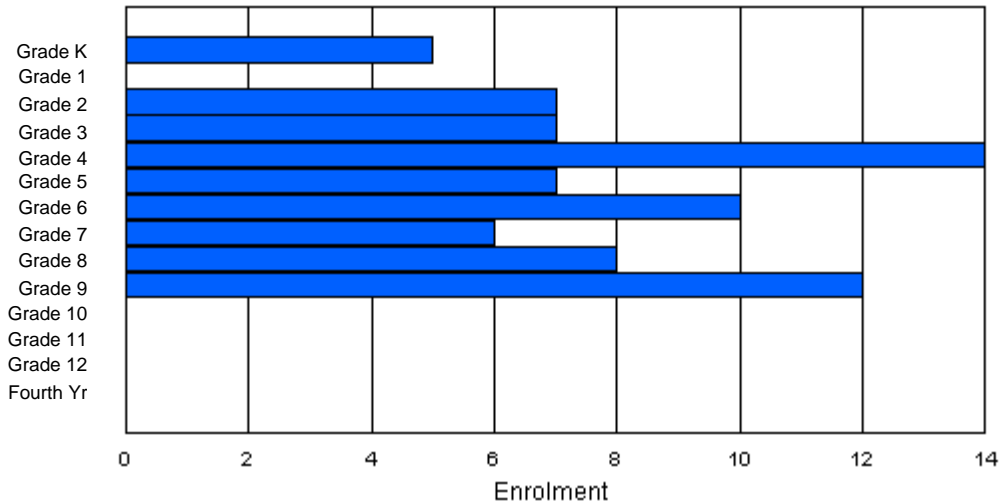
Enrolment By Age and Gender

Gender	Age																	Total
	5	6	7	8	9	10	11	12	13	14	15	16	17	18	19	20>		
Male	1	0	4	6	6	1	5	4	4	5	1	1	0	0	0	0	38	
Female	4	0	3	1	7	6	6	1	4	5	1	0	0	0	0	0	38	
Total	5	0	7	7	13	7	11	5	8	10	2	1	0	0	0	0	76	

Enrolment By Grade and Gender

Gender	Grade															Total
	K	1	2	3	4	5	6	7	8	9	10	11	12	4th		
Male	1	0	4	6	7	0	5	5	4	6	0	0	0	0	38	
Female	4	0	3	1	7	7	5	1	4	6	0	0	0	0	38	
Total	5	0	7	7	14	7	10	6	8	12	0	0	0	0	76	

Enrolment By Grade
For H.G. Fillier Academy



* Data from the 2002-2003 AGR(Enrolment/Age as of the last day in Sept./Dec.)

** Newfoundland Statistics Classification System

*** May include itinerant teachers



**School Description Report
2002-03**

District 2 - Northern Peninsula/Labrador South

#052 - Harriot Curtis Collegiate, St. Anthony

Classification: Rural Community/Western Region**
Offers Distance Education: No

Grades: 8-12

Number of Grades: 5

[School FTE PTR : 12.8](#)

[District FTE PTR : 10.3](#)

[Provincial FTE PTR : 13.5](#)

[FTE Teachers](#) *** : 20.0

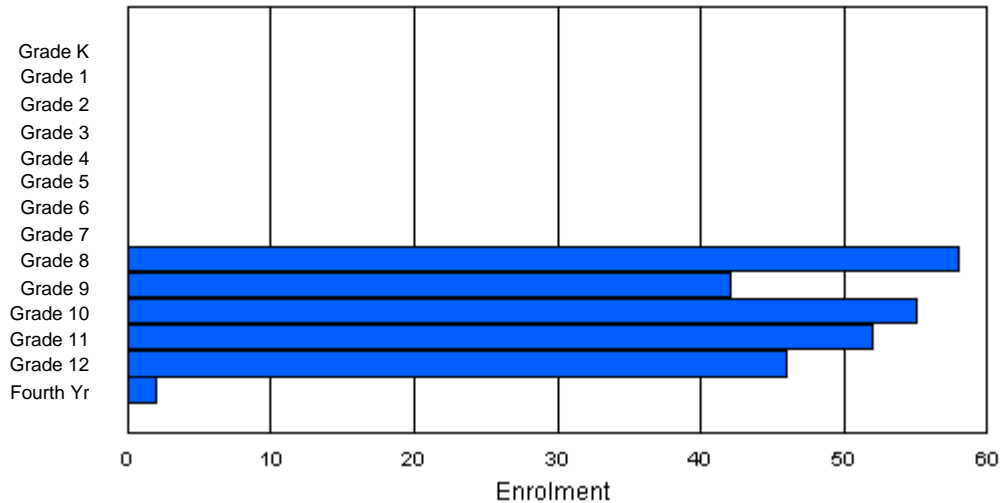
Enrolment By Age and Gender

Gender	Age																	Total
	5	6	7	8	9	10	11	12	13	14	15	16	17	18	19	20>		
Male	0	0	0	0	0	0	0	0	30	21	27	24	23	4	1	0	130	
Female	0	0	0	0	0	0	0	0	26	13	26	29	30	0	1	0	125	
Total	0	0	0	0	0	0	0	0	56	34	53	53	53	4	2	0	255	

Enrolment By Grade and Gender

Gender	Grade															Total
	K	1	2	3	4	5	6	7	8	9	10	11	12	4th		
Male	0	0	0	0	0	0	0	0	31	27	28	23	20	1	130	
Female	0	0	0	0	0	0	0	0	27	15	27	29	26	1	125	
Total	0	0	0	0	0	0	0	0	58	42	55	52	46	2	255	

Enrolment By Grade
For Harriot Curtis Collegiate



* Data from the 2002-2003 AGR(Enrolment/Age as of the last day in Sept./Dec.)

** Newfoundland Statistics Classification System

*** May include itinerant teachers



**School Description Report
2002-03**

District 2 - Northern Peninsula/Labrador South

#034 - Hawke's Bay Elementary, Hawke's Bay

Classification: Rural Community/Western Region**
Offers Distance Education: No

Grades: K-6

Number of Grades: 7

[School FTE PTR : 8.4](#)
[District FTE PTR : 10.3](#)
[Provincial FTE PTR : 13.5](#)

[FTE Teachers](#) *** : 6.0

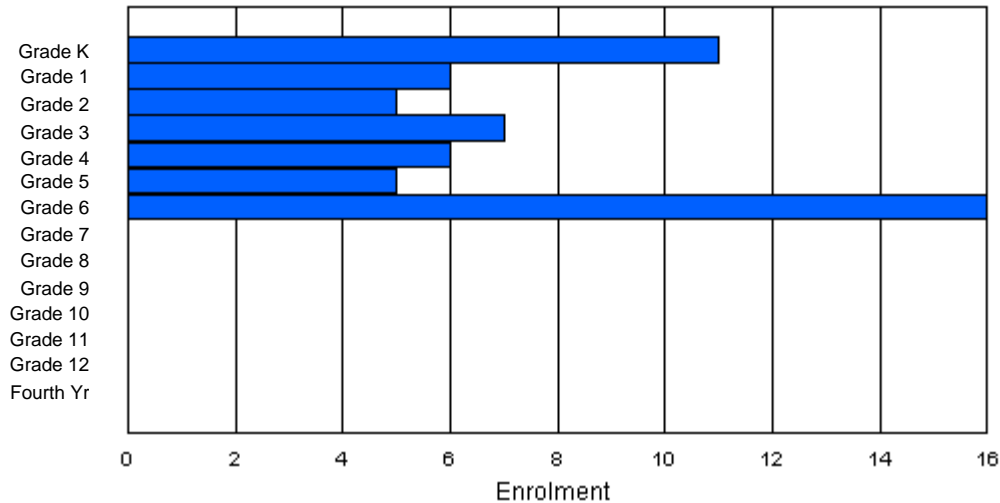
Enrolment By Age and Gender

Gender	Age																	Total
	5	6	7	8	9	10	11	12	13	14	15	16	17	18	19	20>		
Male	7	4	4	5	2	2	8	1	0	0	0	0	0	0	0	0	33	
Female	4	2	1	2	4	3	7	0	0	0	0	0	0	0	0	0	23	
Total	11	6	5	7	6	5	15	1	0	0	0	0	0	0	0	0	56	

Enrolment By Grade and Gender

Gender	Grade															Total
	K	1	2	3	4	5	6	7	8	9	10	11	12	4th		
Male	7	4	4	5	2	2	9	0	0	0	0	0	0	0	33	
Female	4	2	1	2	4	3	7	0	0	0	0	0	0	0	23	
Total	11	6	5	7	6	5	16	0	0	0	0	0	0	0	56	

Enrolment By Grade
For Hawke's Bay Elementary



* Data from the 2002-2003 AGR(Enrolment/Age as of the last day in Sept./Dec.)

** Newfoundland Statistics Classification System

*** May include itinerant teachers



**School Description Report
2002-03**

District 2 - Northern Peninsula/Labrador South

#024 - James Cook Memorial, Cook's Harbour

Classification: Rural Community/Western Region**
Offers Distance Education: Yes

Grades: K-12

Number of Grades: 13

[School FTE PTR : 6.5](#)
[District FTE PTR : 10.3](#)
[Provincial FTE PTR : 13.5](#)

[FTE Teachers](#) *** : 6.0

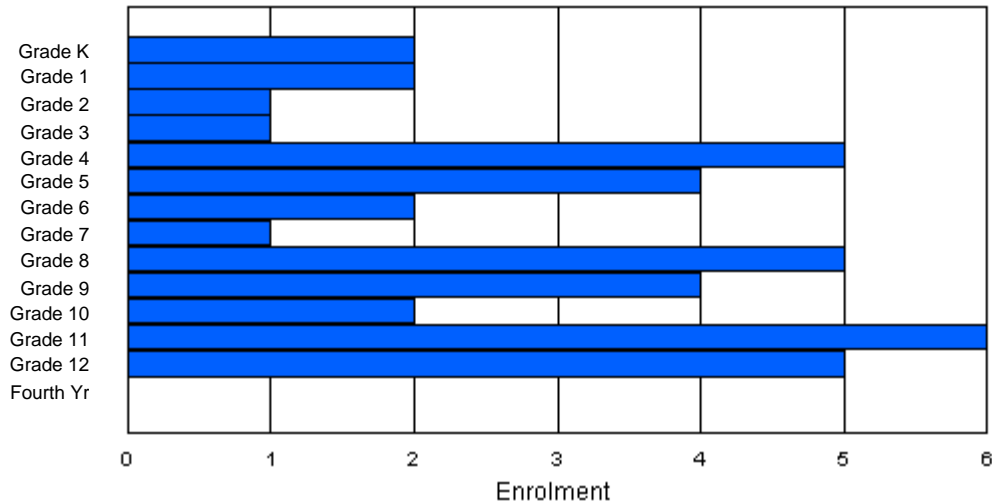
Enrolment By Age and Gender

Gender	Age																	Total
	5	6	7	8	9	10	11	12	13	14	15	16	17	18	19	20>		
Male	2	0	0	0	2	2	0	1	0	4	0	1	2	0	0	0	14	
Female	0	2	1	1	3	2	2	0	4	1	2	5	3	0	0	0	26	
Total	2	2	1	1	5	4	2	1	4	5	2	6	5	0	0	0	40	

Enrolment By Grade and Gender

Gender	Grade															Total
	K	1	2	3	4	5	6	7	8	9	10	11	12	4th		
Male	2	0	0	0	2	2	0	1	0	4	0	1	2	0	14	
Female	0	2	1	1	3	2	2	0	5	0	2	5	3	0	26	
Total	2	2	1	1	5	4	2	1	5	4	2	6	5	0	40	

Enrolment By Grade
For James Cook Memorial



* Data from the 2002-2003 AGR(Enrolment/Age as of the last day in Sept./Dec.)

** Newfoundland Statistics Classification System

*** May include itinerant teachers



**School Description Report
2002-03**

District 2 - Northern Peninsula/Labrador South

#039 - Mary Simms AG, Main Brook

Classification: Rural Community/Western Region**
Offers Distance Education: Yes

Grades: K-12

Number of Grades: 13

[School FTE PTR : 7.6](#)
[District FTE PTR : 10.3](#)
[Provincial FTE PTR : 13.5](#)

[FTE Teachers](#) *** : 7.0

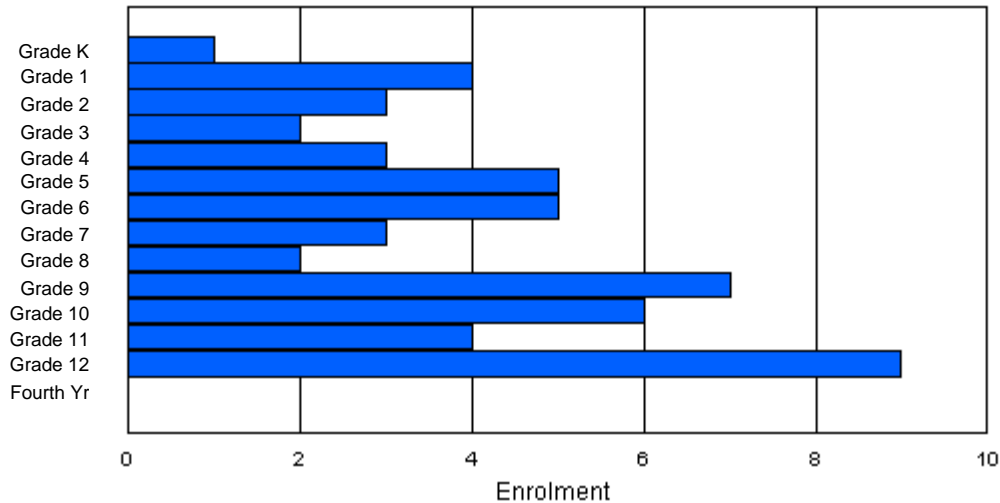
Enrolment By Age and Gender

Gender	Age																	Total
	5	6	7	8	9	10	11	12	13	14	15	16	17	18	19	20>		
Male	1	1	4	1	2	2	2	2	1	3	2	2	5	0	0	0	28	
Female	0	1	1	0	2	3	3	2	0	4	1	2	6	1	0	0	26	
Total	1	2	5	1	4	5	5	4	1	7	3	4	11	1	0	0	54	

Enrolment By Grade and Gender

Gender	Grade															Total
	K	1	2	3	4	5	6	7	8	9	10	11	12	4th		
Male	1	3	2	2	1	2	2	2	1	3	2	2	5	0	28	
Female	0	1	1	0	2	3	3	1	1	4	4	2	4	0	26	
Total	1	4	3	2	3	5	5	3	2	7	6	4	9	0	54	

Enrolment By Grade
For Mary Simms AG



* Data from the 2002-2003 AGR(Enrolment/Age as of the last day in Sept./Dec.)

** Newfoundland Statistics Classification System

*** May include itinerant teachers



**School Description Report
2002-03**

District 2 - Northern Peninsula/Labrador South

#030 - Mountain Feild Academy, Forteau

Classification: Rural Community/Labrador Region**
Offers Distance Education: No

Grades: K-12

Number of Grades: 13

[School FTE PTR : 10.9](#)

[District FTE PTR : 10.3](#)

[Provincial FTE PTR : 13.5](#)

[FTE Teachers](#) *** : 17.0

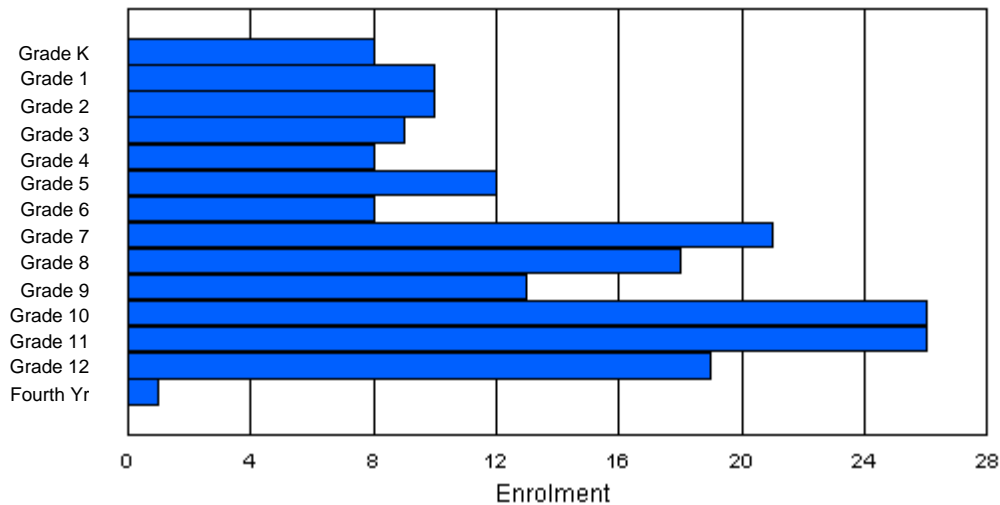
Enrolment By Age and Gender

Gender	Age																	Total
	5	6	7	8	9	10	11	12	13	14	15	16	17	18	19	20>		
Male	4	7	3	2	2	9	5	12	11	9	13	12	15	4	0	0	108	
Female	4	3	7	7	6	2	4	9	6	4	11	8	9	0	1	0	81	
Total	8	10	10	9	8	11	9	21	17	13	24	20	24	4	1	0	189	

Enrolment By Grade and Gender

Gender	Grade															Total
	K	1	2	3	4	5	6	7	8	9	10	11	12	4th		
Male	4	7	3	2	2	10	4	12	13	8	13	17	13	0	108	
Female	4	3	7	7	6	2	4	9	5	5	13	9	6	1	81	
Total	8	10	10	9	8	12	8	21	18	13	26	26	19	1	189	

Enrolment By Grade
For Mountain Feild Academy



* Data from the 2002-2003 AGR(Enrolment/Age as of the last day in Sept./Dec.)

** Newfoundland Statistics Classification System

*** May include itinerant teachers



**School Description Report
2002-03**

District 2 - Northern Peninsula/Labrador South

#055 - Our Lady of Labrador, West St. Modeste

Classification: Rural Community/Labrador Region**
Offers Distance Education: Yes

Grades: K-12

Number of Grades: 13

[School FTE PTR : 9.1](#)
[District FTE PTR : 10.3](#)
[Provincial FTE PTR : 13.5](#)

[FTE Teachers](#) *** : 8.0

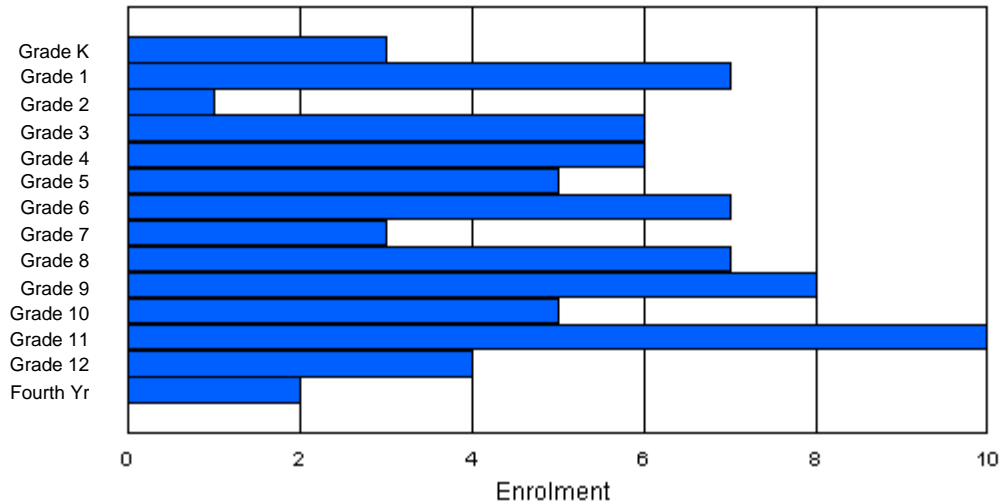
Enrolment By Age and Gender

Gender	Age																	Total
	5	6	7	8	9	10	11	12	13	14	15	16	17	18	19	20>		
Male	2	4	1	3	1	3	5	0	4	6	2	2	3	1	2	0	39	
Female	1	2	0	4	4	3	1	3	3	2	3	6	2	1	0	0	35	
Total	3	6	1	7	5	6	6	3	7	8	5	8	5	2	2	0	74	

Enrolment By Grade and Gender

Gender	Grade															Total
	K	1	2	3	4	5	6	7	8	9	10	11	12	4th		
Male	2	5	0	3	2	2	5	0	5	6	2	4	2	1	39	
Female	1	2	1	3	4	3	2	3	2	2	3	6	2	1	35	
Total	3	7	1	6	6	5	7	3	7	8	5	10	4	2	74	

Enrolment By Grade
For Our Lady of Labrador



* Data from the 2002-2003 AGR(Enrolment/Age as of the last day in Sept./Dec.)

** Newfoundland Statistics Classification System

*** May include itinerant teachers



**School Description Report
2002-03**

District 2 - Northern Peninsula/Labrador South

#042 - Pinsent's Arm School, Pinsent's Arm

Classification: Rural Community/Labrador Region**
Offers Distance Education: No

Grades: 2,4,8,10

Number of Grades: 4

[School FTE PTR : 5.0](#)
[District FTE PTR : 10.3](#)
[Provincial FTE PTR : 13.5](#)

[FTE Teachers](#) *** : 2.0

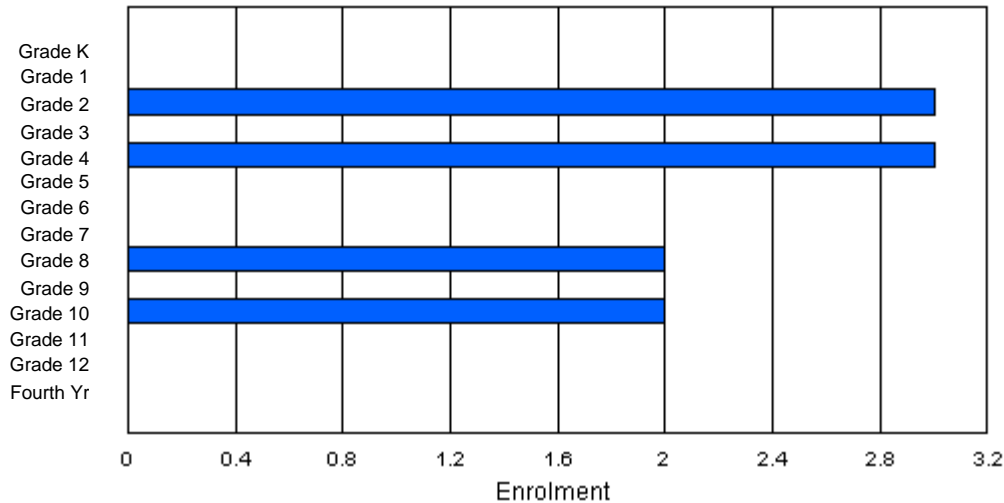
Enrolment By Age and Gender

Gender	Age																	Total
	5	6	7	8	9	10	11	12	13	14	15	16	17	18	19	20>		
Male	0	0	2	0	1	0	0	0	2	0	1	0	0	0	0	0	6	
Female	0	0	1	0	2	0	0	0	0	0	1	0	0	0	0	0	4	
Total	0	0	3	0	3	0	0	0	2	0	2	0	0	0	0	0	10	

Enrolment By Grade and Gender

Gender	Grade															Total
	K	1	2	3	4	5	6	7	8	9	10	11	12	4th		
Male	0	0	2	0	1	0	0	0	2	0	1	0	0	0	6	
Female	0	0	1	0	2	0	0	0	0	0	1	0	0	0	4	
Total	0	0	3	0	3	0	0	0	2	0	2	0	0	0	10	

Enrolment By Grade
For Pinsent's Arm School



* Data from the 2002-2003 AGR(Enrolment/Age as of the last day in Sept./Dec.)

** Newfoundland Statistics Classification System

*** May include itinerant teachers



**School Description Report
2002-03**

District 2 - Northern Peninsula/Labrador South

#049 - Pistolet Bay School, Raleigh

Classification: Rural Community/Western Region**
Offers Distance Education: No

Grades: K-9

Number of Grades: 10

[School FTE PTR : 10.5](#)

[District FTE PTR : 10.3](#)

[Provincial FTE PTR : 13.5](#)

[FTE Teachers](#) *** : 5.0

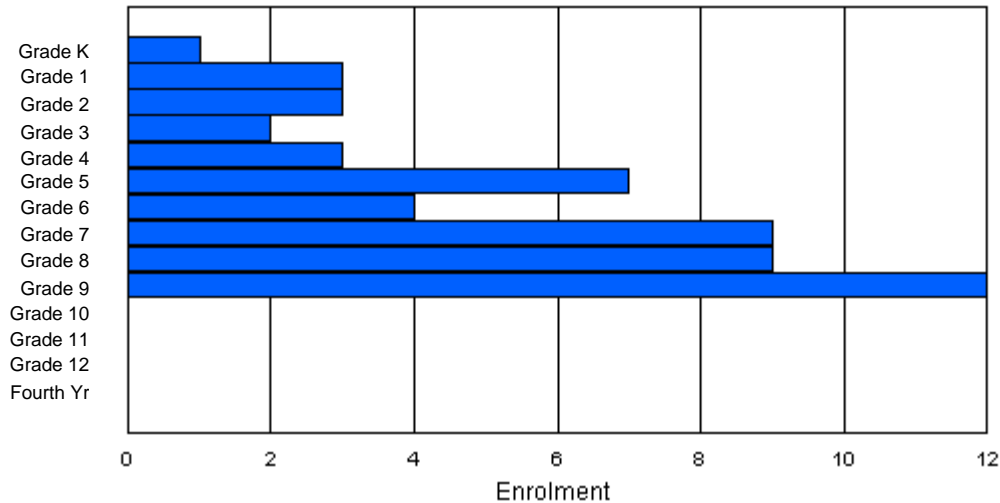
Enrolment By Age and Gender

Gender	Age																Total
	5	6	7	8	9	10	11	12	13	14	15	16	17	18	19	20>	
Male	1	1	3	1	1	1	2	5	5	7	1	0	0	0	0	0	28
Female	0	2	0	1	2	6	2	4	4	4	0	0	0	0	0	0	25
Total	1	3	3	2	3	7	4	9	9	11	1	0	0	0	0	0	53

Enrolment By Grade and Gender

Gender	Grade														Total
	K	1	2	3	4	5	6	7	8	9	10	11	12	4th	
Male	1	1	3	1	1	1	2	6	4	8	0	0	0	0	28
Female	0	2	0	1	2	6	2	3	5	4	0	0	0	0	25
Total	1	3	3	2	3	7	4	9	9	12	0	0	0	0	53

Enrolment By Grade
For Pistolet Bay School



* Data from the 2002-2003 AGR(Enrolment/Age as of the last day in Sept./Dec.)

** Newfoundland Statistics Classification System

*** May include itinerant teachers



**School Description Report
2002-03**

District 2 - Northern Peninsula/Labrador South

#041 - Raymond Ward Memorial, Norman Bay

Classification: Rural Community/Labrador Region**
Offers Distance Education: No

Grades: K-2,4,5,7-9

Number of Grades: 8

[School FTE PTR : 5.8](#)
[District FTE PTR : 10.3](#)
[Provincial FTE PTR : 13.5](#)

[FTE Teachers](#) *** : 2.0

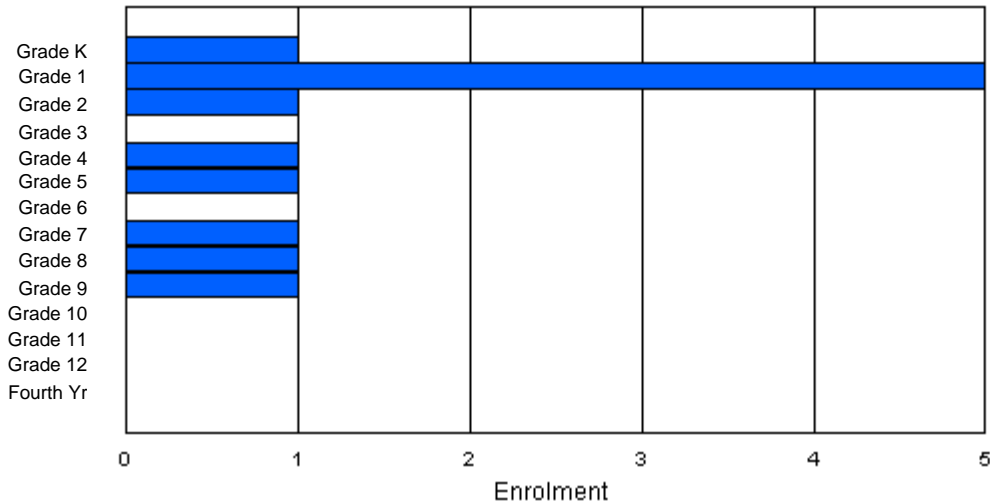
Enrolment By Age and Gender

Gender	Age																	Total
	5	6	7	8	9	10	11	12	13	14	15	16	17	18	19	20>		
Male	0	2	1	0	0	0	0	0	0	1	0	0	0	0	0	0	4	
Female	1	3	0	0	0	2	0	1	1	0	0	0	0	0	0	0	8	
Total	1	5	1	0	0	2	0	1	1	1	0	0	0	0	0	0	12	

Enrolment By Grade and Gender

Gender	Grade															Total
	K	1	2	3	4	5	6	7	8	9	10	11	12	4th		
Male	0	2	1	0	0	0	0	0	0	1	0	0	0	0	4	
Female	1	3	0	0	1	1	0	1	1	0	0	0	0	0	8	
Total	1	5	1	0	1	1	0	1	1	1	0	0	0	0	12	

Enrolment By Grade
For Raymond Ward Memorial



* Data from the 2002-2003 AGR(Enrolment/Age as of the last day in Sept./Dec.)

** Newfoundland Statistics Classification System

*** May include itinerant teachers



**School Description Report
2002-03**

District 2 - Northern Peninsula/Labrador South

#047 - Roncalli Central High, Port Saunders

Classification: Rural Community/Western Region**
Offers Distance Education: No

Grades: 7-12

Number of Grades: 6

[School FTE PTR : 14.9](#)

[District FTE PTR : 10.3](#)

[Provincial FTE PTR : 13.5](#)

[FTE Teachers](#) *** : 17.0

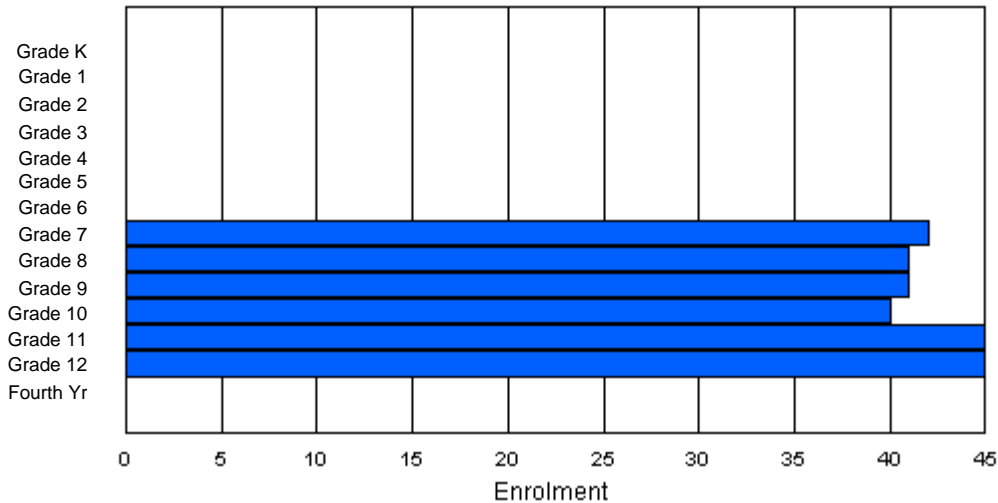
Enrolment By Age and Gender

Gender	Age																Total
	5	6	7	8	9	10	11	12	13	14	15	16	17	18	19	20>	
Male	0	0	0	0	0	0	0	23	19	26	22	22	25	2	0	0	139
Female	0	0	0	0	0	0	0	15	17	17	19	18	23	6	0	0	115
Total	0	0	0	0	0	0	0	38	36	43	41	40	48	8	0	0	254

Enrolment By Grade and Gender

Gender	Grade														Total
	K	1	2	3	4	5	6	7	8	9	10	11	12	4th	
Male	0	0	0	0	0	0	0	26	22	25	21	26	19	0	139
Female	0	0	0	0	0	0	0	16	19	16	19	19	26	0	115
Total	0	0	0	0	0	0	0	42	41	41	40	45	45	0	254

Enrolment By Grade
For Roncalli Central High



* Data from the 2002-2003 AGR(Enrolment/Age as of the last day in Sept./Dec.)

** Newfoundland Statistics Classification System

*** May include itinerant teachers



**School Description Report
2002-03**

District 2 - Northern Peninsula/Labrador South

#023 - Sacred Heart AG, Conche

Classification: Rural Community/Western Region**
Offers Distance Education: Yes

Grades: K-1,3-12

Number of Grades: 12

[School FTE PTR : 8.1](#)
[District FTE PTR : 10.3](#)
[Provincial FTE PTR : 13.5](#)

[FTE Teachers](#) *** : 6.5

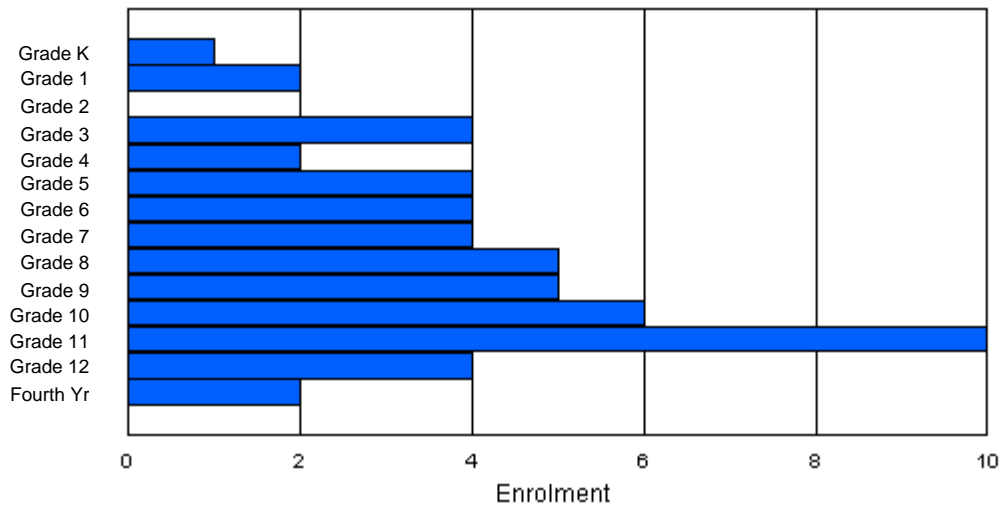
Enrolment By Age and Gender

Gender	Age																	Total
	5	6	7	8	9	10	11	12	13	14	15	16	17	18	19	20>		
Male	1	2	0	3	0	1	0	0	4	1	6	2	1	1	0	0	22	
Female	0	0	0	1	2	3	4	4	1	4	0	8	2	1	0	1	31	
Total	1	2	0	4	2	4	4	4	5	5	6	10	3	2	0	1	53	

Enrolment By Grade and Gender

Gender	Grade															Total
	K	1	2	3	4	5	6	7	8	9	10	11	12	4th		
Male	1	2	0	3	0	1	0	0	4	1	6	2	2	0	22	
Female	0	0	0	1	2	3	4	4	1	4	0	8	2	2	31	
Total	1	2	0	4	2	4	4	4	5	5	6	10	4	2	53	

Enrolment By Grade
For Sacred Heart AG



* Data from the 2002-2003 AGR(Enrolment/Age as of the last day in Sept./Dec.)

** Newfoundland Statistics Classification System

*** May include itinerant teachers



**School Description Report
2002-03**

District 2 - Northern Peninsula/Labrador South

#053 - St. Anthony Elementary, St. Anthony

Classification: Rural Community/Western Region**
Offers Distance Education: No

Grades: K-7 Number of Grades: 8

[School FTE PTR : 13.4](#)
[District FTE PTR : 10.3](#)
[Provincial FTE PTR : 13.5](#)

[FTE Teachers](#) *** : 23.0

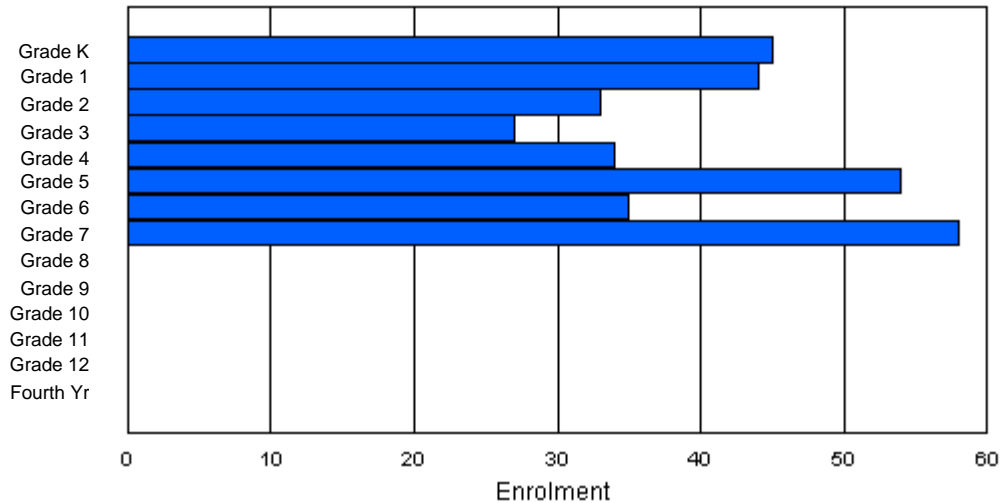
Enrolment By Age and Gender

Gender	Age																Total
	5	6	7	8	9	10	11	12	13	14	15	16	17	18	19	20>	
Male	22	21	14	13	17	29	21	21	1	0	0	0	0	0	0	0	159
Female	23	23	19	14	18	21	18	33	2	0	0	0	0	0	0	0	171
Total	45	44	33	27	35	50	39	54	3	0	0	0	0	0	0	0	330

Enrolment By Grade and Gender

Gender	Grade														Total
	K	1	2	3	4	5	6	7	8	9	10	11	12	4th	
Male	22	21	14	13	17	32	18	22	0	0	0	0	0	0	159
Female	23	23	19	14	17	22	17	36	0	0	0	0	0	0	171
Total	45	44	33	27	34	54	35	58	0	0	0	0	0	0	330

Enrolment By Grade
For St. Anthony Elementary



* Data from the 2002-2003 AGR(Enrolment/Age as of the last day in Sept./Dec.)

** Newfoundland Statistics Classification System

*** May include itinerant teachers



**School Description Report
2002-03**

District 2 - Northern Peninsula/Labrador South

#037 - St. James Elementary, Lodge Bay

Classification: Rural Community/Labrador Region**
Offers Distance Education: No

Grades: K-1,3,5-8

Number of Grades: 7

[School FTE PTR : 7.3](#)

[District FTE PTR : 10.3](#)

[Provincial FTE PTR : 13.5](#)

[FTE Teachers](#) *** : 2.0

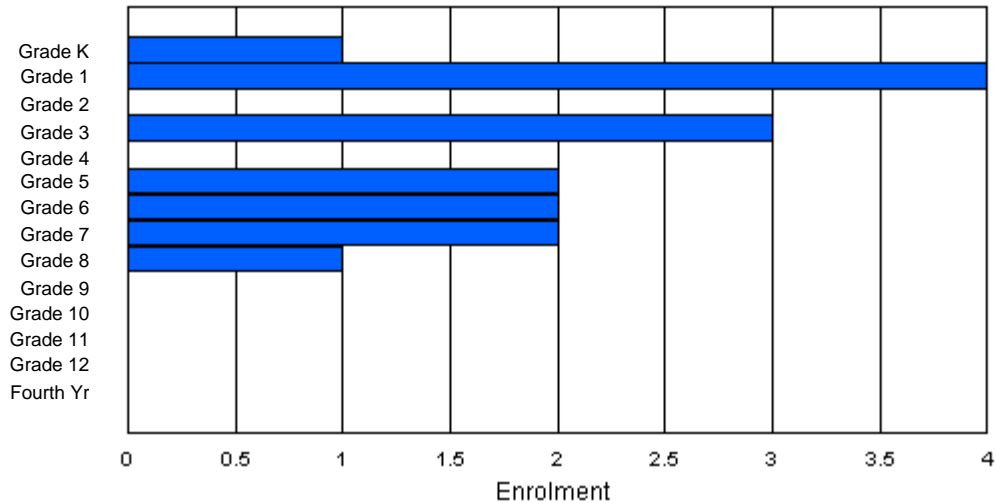
Enrolment By Age and Gender

Gender	Age																	Total
	5	6	7	8	9	10	11	12	13	14	15	16	17	18	19	20>		
Male	0	3	0	1	0	1	1	2	0	0	0	0	0	0	0	0	8	
Female	1	1	0	2	0	1	1	0	1	0	0	0	0	0	0	0	7	
Total	1	4	0	3	0	2	2	2	1	0	0	0	0	0	0	0	15	

Enrolment By Grade and Gender

Gender	Grade															Total
	K	1	2	3	4	5	6	7	8	9	10	11	12	4th		
Male	0	3	0	1	0	1	1	2	0	0	0	0	0	0	8	
Female	1	1	0	2	0	1	1	0	1	0	0	0	0	0	7	
Total	1	4	0	3	0	2	2	2	1	0	0	0	0	0	15	

Enrolment By Grade
For St. James Elementary



* Data from the 2002-2003 AGR(Enrolment/Age as of the last day in Sept./Dec.)

** Newfoundland Statistics Classification System

*** May include itinerant teachers



**School Description Report
2002-03**

District 2 - Northern Peninsula/Labrador South

#025 - St. Joseph's All Grade, Croque

Classification: Rural Community/Western Region**
Offers Distance Education: Yes

Grades: K-3,5-12

Number of Grades: 12

[School FTE PTR : 4.8](#)
[District FTE PTR : 10.3](#)
[Provincial FTE PTR : 13.5](#)

[FTE Teachers](#) *** : 5.0

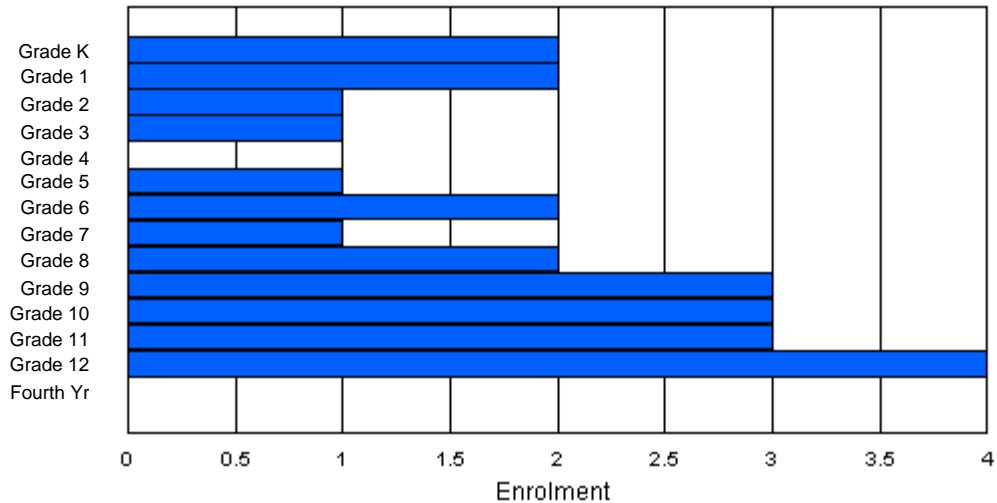
Enrolment By Age and Gender

Gender	Age																	Total
	5	6	7	8	9	10	11	12	13	14	15	16	17	18	19	20>		
Male	1	2	1	1	0	0	2	1	2	2	2	0	2	1	0	0	17	
Female	1	0	0	0	0	1	0	0	0	1	0	2	3	0	0	0	8	
Total	2	2	1	1	0	1	2	1	2	3	2	2	5	1	0	0	25	

Enrolment By Grade and Gender

Gender	Grade															Total
	K	1	2	3	4	5	6	7	8	9	10	11	12	4th		
Male	1	2	1	1	0	0	2	1	2	2	2	2	1	0	17	
Female	1	0	0	0	0	1	0	0	0	1	1	1	3	0	8	
Total	2	2	1	1	0	1	2	1	2	3	3	3	4	0	25	

Enrolment By Grade
For St. Joseph's All Grade



* Data from the 2002-2003 AGR(Enrolment/Age as of the last day in Sept./Dec.)

** Newfoundland Statistics Classification System

*** May include itinerant teachers



**School Description Report
2002-03**

District 2 - Northern Peninsula/Labrador South

#054 - St. Lewis Academy, St. Lewis

Classification: Rural Community/Labrador Region**
Offers Distance Education: Yes

Grades: K-12

Number of Grades: 13

[School FTE PTR : 8.6](#)
[District FTE PTR : 10.3](#)
[Provincial FTE PTR : 13.5](#)

[FTE Teachers](#) *** : 7.0

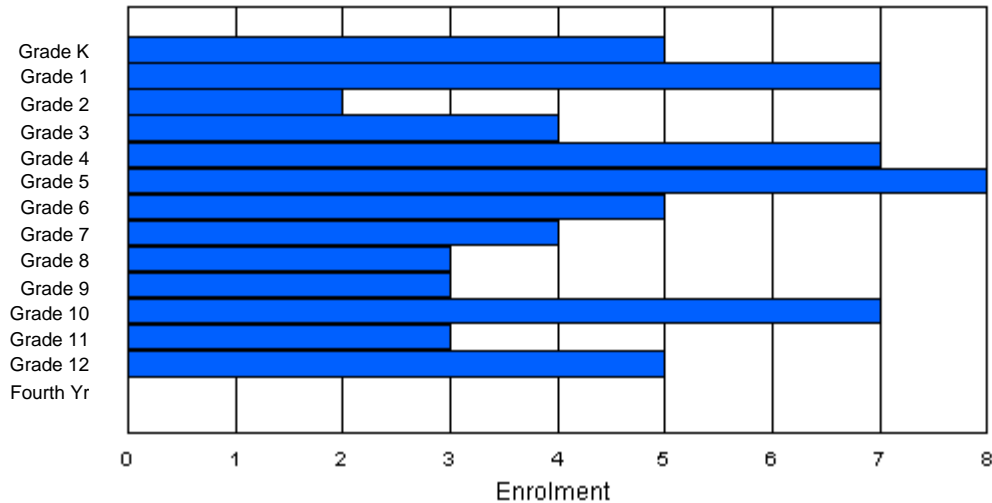
Enrolment By Age and Gender

Gender	Age																	Total
	5	6	7	8	9	10	11	12	13	14	15	16	17	18	19	20>		
Male	2	3	0	2	5	7	2	2	1	0	2	3	4	1	0	0	34	
Female	2	5	2	0	2	3	3	2	2	1	3	1	3	0	0	0	29	
Total	4	8	2	2	7	10	5	4	3	1	5	4	7	1	0	0	63	

Enrolment By Grade and Gender

Gender	Grade															Total
	K	1	2	3	4	5	6	7	8	9	10	11	12	4th		
Male	3	2	0	4	4	6	2	2	1	2	4	1	3	0	34	
Female	2	5	2	0	3	2	3	2	2	1	3	2	2	0	29	
Total	5	7	2	4	7	8	5	4	3	3	7	3	5	0	63	

Enrolment By Grade
For St. Lewis Academy



* Data from the 2002-2003 AGR(Enrolment/Age as of the last day in Sept./Dec.)

** Newfoundland Statistics Classification System

*** May include itinerant teachers



**School Description Report
2002-03**

District 2 - Northern Peninsula/Labrador South

#040 - St. Mary's AG, Mary's Harbour

Classification: Rural Community/Labrador Region**
Offers Distance Education: Yes

Grades: K-12

Number of Grades: 13

[School FTE PTR : 9.6](#)
[District FTE PTR : 10.3](#)
[Provincial FTE PTR : 13.5](#)

[FTE Teachers](#) *** : 9.0

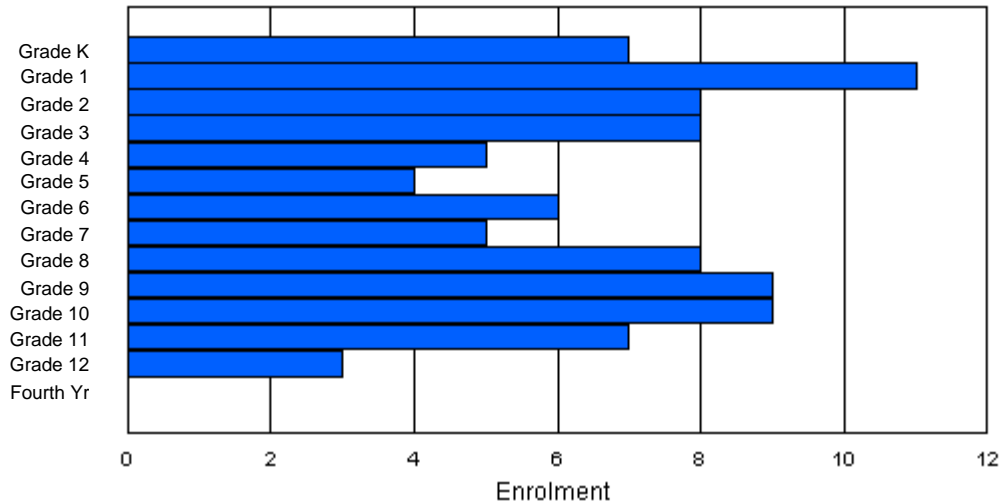
Enrolment By Age and Gender

Gender	Age																	Total
	5	6	7	8	9	10	11	12	13	14	15	16	17	18	19	20>		
Male	3	7	2	3	3	4	4	3	3	4	1	3	4	2	0	0	46	
Female	3	4	7	3	4	0	1	3	3	6	4	4	2	0	0	0	44	
Total	6	11	9	6	7	4	5	6	6	10	5	7	6	2	0	0	90	

Enrolment By Grade and Gender

Gender	Grade															Total
	K	1	2	3	4	5	6	7	8	9	10	11	12	4th		
Male	3	8	1	4	2	4	4	3	3	4	4	4	2	0	46	
Female	4	3	7	4	3	0	2	2	5	5	5	3	1	0	44	
Total	7	11	8	8	5	4	6	5	8	9	9	7	3	0	90	

Enrolment By Grade
For St. Mary's AG



* Data from the 2002-2003 AGR(Enrolment/Age as of the last day in Sept./Dec.)

** Newfoundland Statistics Classification System

*** May include itinerant teachers



**School Description Report
2002-03**

District 2 - Northern Peninsula/Labrador South

#036 - St. Paul's Elementary, L'Anse au Loup

Classification: Rural Community/Labrador Region**
Offers Distance Education: No

Grades: K-6

Number of Grades: 7

[School FTE PTR : 7.9](#)

[District FTE PTR : 10.3](#)

[Provincial FTE PTR : 13.5](#)

[FTE Teachers](#) *** : 7.0

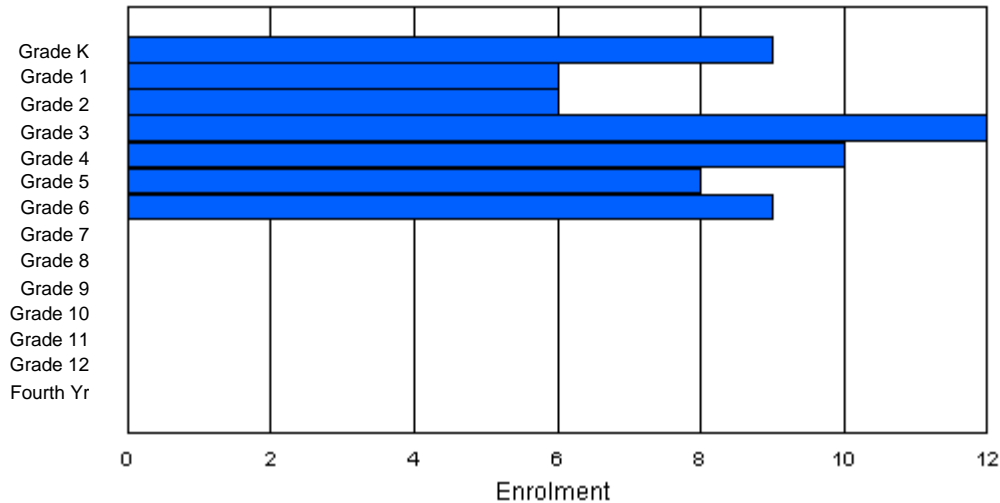
Enrolment By Age and Gender

Gender	Age																	Total
	5	6	7	8	9	10	11	12	13	14	15	16	17	18	19	20>		
Male	2	3	4	7	8	4	6	0	0	0	0	0	0	0	0	0	34	
Female	7	3	2	5	2	3	4	0	0	0	0	0	0	0	0	0	26	
Total	9	6	6	12	10	7	10	0	0	0	0	0	0	0	0	0	60	

Enrolment By Grade and Gender

Gender	Grade															Total
	K	1	2	3	4	5	6	7	8	9	10	11	12	4th		
Male	2	3	4	7	8	5	5	0	0	0	0	0	0	0	34	
Female	7	3	2	5	2	3	4	0	0	0	0	0	0	0	26	
Total	9	6	6	12	10	8	9	0	0	0	0	0	0	0	60	

Enrolment By Grade
For St. Paul's Elementary



* Data from the 2002-2003 AGR(Enrolment/Age as of the last day in Sept./Dec.)

** Newfoundland Statistics Classification System

*** May include itinerant teachers



**School Description Report
2002-03**

District 2 - Northern Peninsula/Labrador South

#048 - St. Theresa's Elementary, Port au Choix

Classification: Rural Community/Western Region**
Offers Distance Education: No

Grades: K-6

Number of Grades: 7

[School FTE PTR : 10.7](#)

[District FTE PTR : 10.3](#)

[Provincial FTE PTR : 13.5](#)

[FTE Teachers](#) *** : 11.3

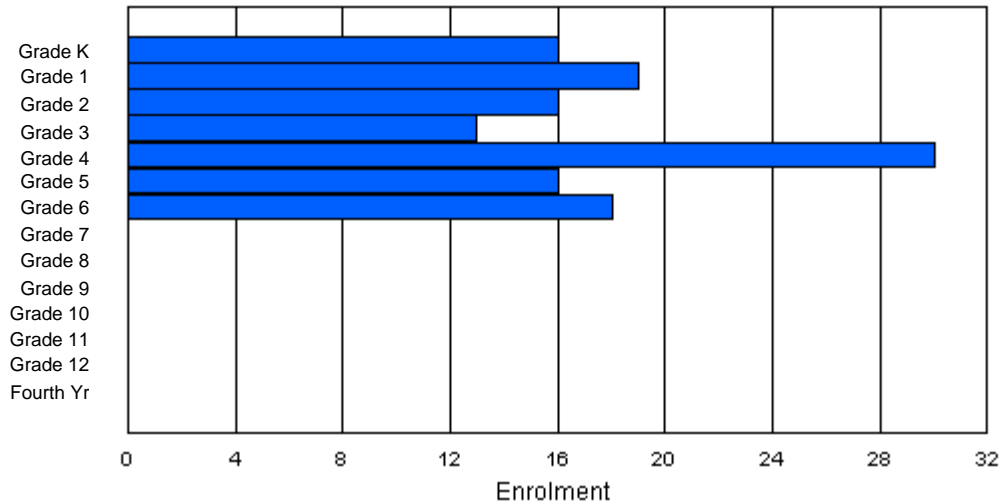
Enrolment By Age and Gender

Gender	Age																	Total
	5	6	7	8	9	10	11	12	13	14	15	16	17	18	19	20>		
Male	8	9	10	6	14	9	8	1	0	0	0	0	0	0	0	0	65	
Female	8	10	5	7	16	8	9	0	0	0	0	0	0	0	0	0	63	
Total	16	19	15	13	30	17	17	1	0	0	0	0	0	0	0	0	128	

Enrolment By Grade and Gender

Gender	Grade															Total
	K	1	2	3	4	5	6	7	8	9	10	11	12	4th		
Male	8	9	10	7	12	9	10	0	0	0	0	0	0	0	65	
Female	8	10	6	6	18	7	8	0	0	0	0	0	0	0	63	
Total	16	19	16	13	30	16	18	0	0	0	0	0	0	0	128	

Enrolment By Grade
For St. Theresa's Elementary



* Data from the 2002-2003 AGR(Enrolment/Age as of the last day in Sept./Dec.)

** Newfoundland Statistics Classification System

*** May include itinerant teachers



**School Description Report
2002-03**

District 2 - Northern Peninsula/Labrador South

#028 - Straits Elementary, Flower's Cove

Classification: Rural Community/Western Region**
Offers Distance Education: No

Grades: K-6

Number of Grades: 7

[School FTE PTR : 10.7](#)

[District FTE PTR : 10.3](#)

[Provincial FTE PTR : 13.5](#)

[FTE Teachers](#) *** : 9.0

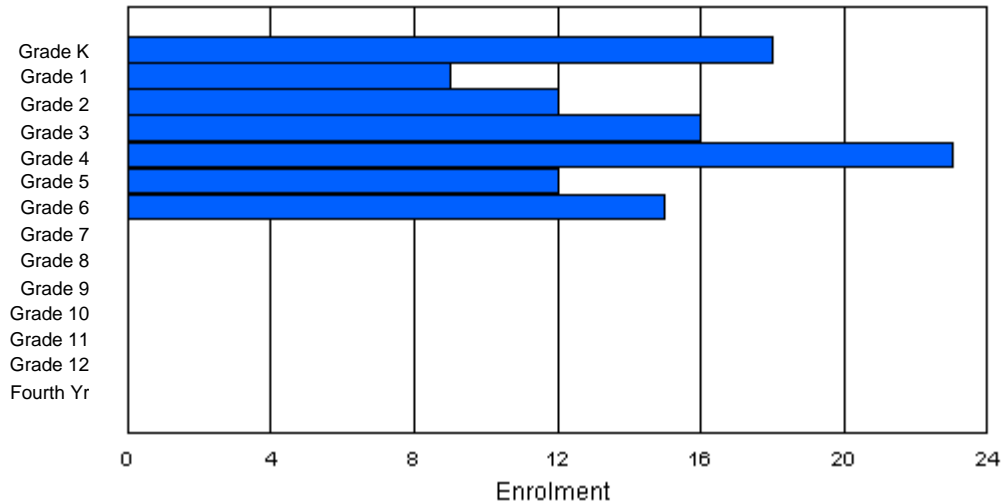
Enrolment By Age and Gender

Gender	Age																	Total
	5	6	7	8	9	10	11	12	13	14	15	16	17	18	19	20>		
Male	11	6	6	7	14	6	10	0	0	0	0	0	0	0	0	0	60	
Female	7	3	6	9	9	6	5	0	0	0	0	0	0	0	0	0	45	
Total	18	9	12	16	23	12	15	0	0	0	0	0	0	0	0	0	105	

Enrolment By Grade and Gender

Gender	Grade															Total
	K	1	2	3	4	5	6	7	8	9	10	11	12	4th		
Male	11	6	6	7	14	6	10	0	0	0	0	0	0	0	60	
Female	7	3	6	9	9	6	5	0	0	0	0	0	0	0	45	
Total	18	9	12	16	23	12	15	0	0	0	0	0	0	0	105	

Enrolment By Grade
For Straits Elementary



* Data from the 2002-2003 AGR(Enrolment/Age as of the last day in Sept./Dec.)

** Newfoundland Statistics Classification System

*** May include itinerant teachers



**School Description Report
2002-03**

District 2 - Northern Peninsula/Labrador South

#032 - Truman Eddison Memorial, Griquet

Classification: Rural Community/Western Region**
Offers Distance Education: No

Grades: K-6

Number of Grades: 7

[School FTE PTR : 8.4](#)
[District FTE PTR : 10.3](#)
[Provincial FTE PTR : 13.5](#)

[FTE Teachers](#) *** : 9.0

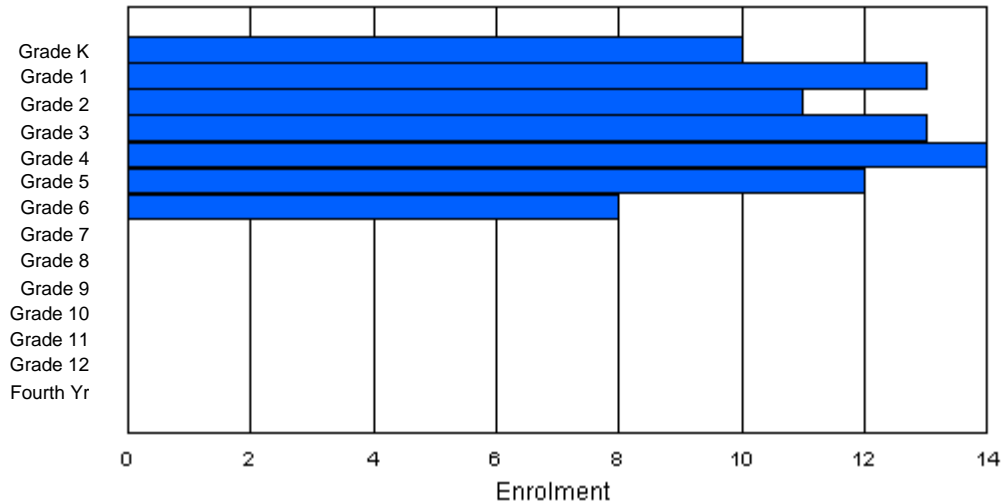
Enrolment By Age and Gender

Gender	Age																	Total
	5	6	7	8	9	10	11	12	13	14	15	16	17	18	19	20>		
Male	4	7	4	7	7	6	2	0	0	0	0	0	0	0	0	0	37	
Female	6	6	7	6	7	6	6	0	0	0	0	0	0	0	0	0	44	
Total	10	13	11	13	14	12	8	0	0	0	0	0	0	0	0	0	81	

Enrolment By Grade and Gender

Gender	Grade															Total
	K	1	2	3	4	5	6	7	8	9	10	11	12	4th		
Male	4	7	4	7	7	6	2	0	0	0	0	0	0	0	37	
Female	6	6	7	6	7	6	6	0	0	0	0	0	0	0	44	
Total	10	13	11	13	14	12	8	0	0	0	0	0	0	0	81	

Enrolment By Grade
For Truman Eddison Memorial



* Data from the 2002-2003 AGR(Enrolment/Age as of the last day in Sept./Dec.)

** Newfoundland Statistics Classification System

*** May include itinerant teachers



**School Description Report
2002-03**

District 2 - Northern Peninsula/Labrador South

#475 - Viking Trail Academy, Plum Point

Classification: Rural Community/ Region**
Offers Distance Education: No

Grades: K-12

Number of Grades: 13

[School FTE PTR : 12.3](#)

[District FTE PTR : 10.3](#)

[Provincial FTE PTR : 13.5](#)

[FTE Teachers](#) *** : 25.5

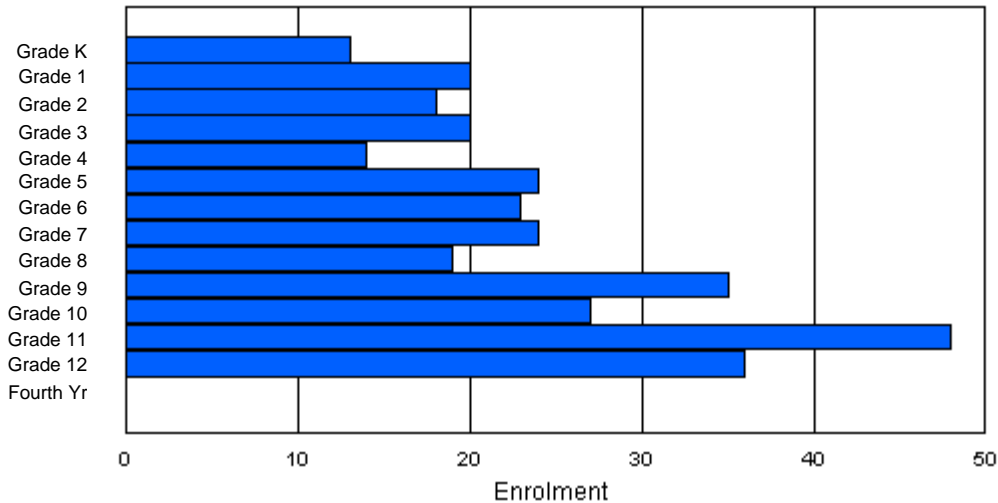
Enrolment By Age and Gender

Gender	Age																	Total
	5	6	7	8	9	10	11	12	13	14	15	16	17	18	19	20>		
Male	9	10	10	14	9	6	13	12	11	17	21	23	25	3	0	0	183	
Female	4	10	8	5	6	16	12	11	7	18	7	22	12	0	0	0	138	
Total	13	20	18	19	15	22	25	23	18	35	28	45	37	3	0	0	321	

Enrolment By Grade and Gender

Gender	Grade															Total
	K	1	2	3	4	5	6	7	8	9	10	11	12	4th		
Male	9	10	10	15	8	8	11	13	12	17	20	26	24	0	183	
Female	4	10	8	5	6	16	12	11	7	18	7	22	12	0	138	
Total	13	20	18	20	14	24	23	24	19	35	27	48	36	0	321	

Enrolment By Grade
For Viking Trail Academy



* Data from the 2002-2003 AGR(Enrolment/Age as of the last day in Sept./Dec.)

** Newfoundland Statistics Classification System

*** May include itinerant teachers



**School Description Report
2002-03**

District 2 - Northern Peninsula/Labrador South

#022 - William Gillett Academy, Charlottetown, LAB

Classification: Rural Community/Labrador Region**
Offers Distance Education: Yes

Grades: K-12

Number of Grades: 13

[School FTE PTR : 11.1](#)
[District FTE PTR : 10.3](#)
[Provincial FTE PTR : 13.5](#)

[FTE Teachers](#) *** : 7.0

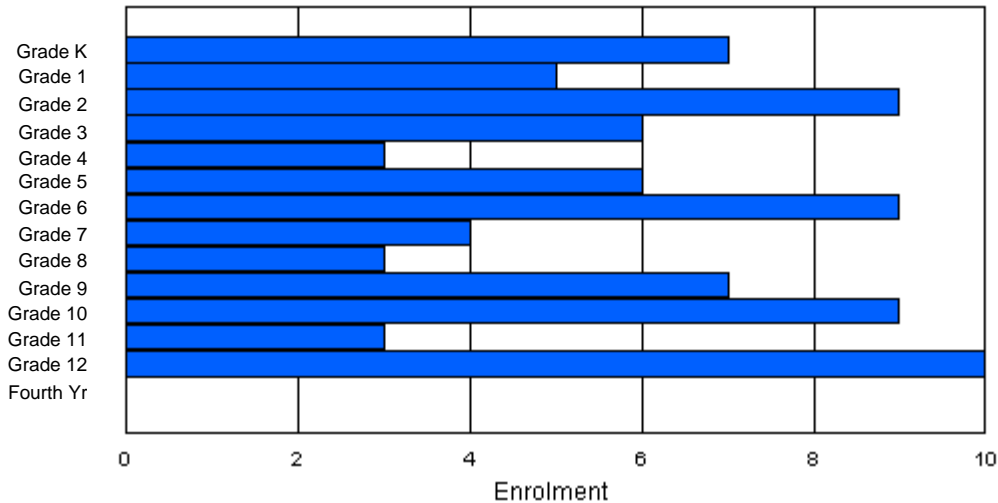
Enrolment By Age and Gender

Gender	Age																	Total
	5	6	7	8	9	10	11	12	13	14	15	16	17	18	19	20>		
Male	2	1	5	5	1	5	4	3	3	5	5	1	7	1	0	0	48	
Female	5	4	4	1	2	1	4	1	1	2	4	1	3	0	0	0	33	
Total	7	5	9	6	3	6	8	4	4	7	9	2	10	1	0	0	81	

Enrolment By Grade and Gender

Gender	Grade															Total
	K	1	2	3	4	5	6	7	8	9	10	11	12	4th		
Male	2	1	5	5	1	5	5	3	2	5	5	2	7	0	48	
Female	5	4	4	1	2	1	4	1	1	2	4	1	3	0	33	
Total	7	5	9	6	3	6	9	4	3	7	9	3	10	0	81	

Enrolment By Grade
For William Gillett Academy



* Data from the 2002-2003 AGR(Enrolment/Age as of the last day in Sept./Dec.)

** Newfoundland Statistics Classification System

*** May include itinerant teachers



**School Description Report
2002-03**

District 2 - Northern Peninsula/Labrador South

#056 - William's Harbour School, Williams Harbour

Classification: Rural Community/Labrador Region**
Offers Distance Education: No

Grades: 1,3,5,7,9

Number of Grades: 5

[School FTE PTR : 3.5](#)
[District FTE PTR : 10.3](#)
[Provincial FTE PTR : 13.5](#)

[FTE Teachers](#) *** : 2.0

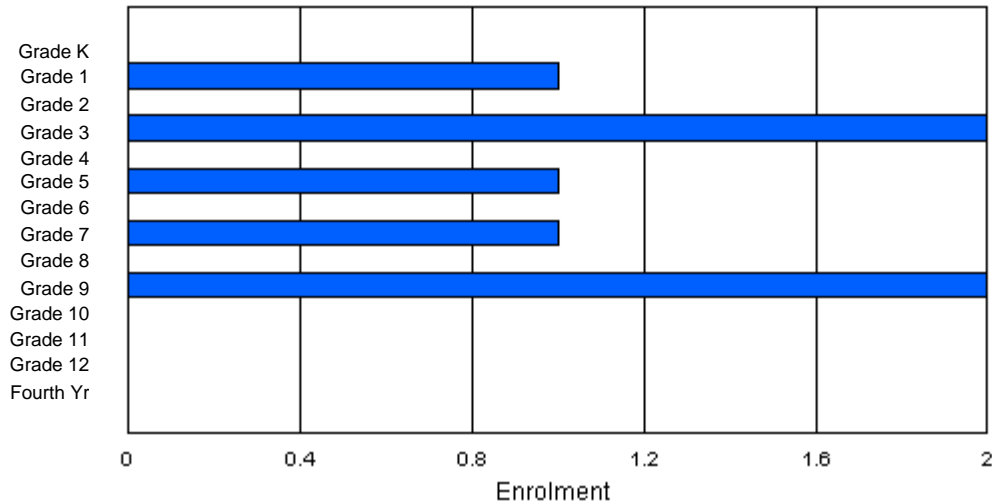
Enrolment By Age and Gender

Gender	Age																Total
	5	6	7	8	9	10	11	12	13	14	15	16	17	18	19	20>	
Male	0	1	0	2	0	0	0	1	0	1	0	0	0	0	0	0	5
Female	0	0	0	0	0	1	0	0	0	1	0	0	0	0	0	0	2
Total	0	1	0	2	0	1	0	1	0	2	0	0	0	0	0	0	7

Enrolment By Grade and Gender

Gender	Grade														Total
	K	1	2	3	4	5	6	7	8	9	10	11	12	4th	
Male	0	1	0	2	0	0	0	1	0	1	0	0	0	0	5
Female	0	0	0	0	0	1	0	0	0	1	0	0	0	0	2
Total	0	1	0	2	0	1	0	1	0	2	0	0	0	0	7

Enrolment By Grade
For William's Harbour School



* Data from the 2002-2003 AGR(Enrolment/Age as of the last day in Sept./Dec.)

** Newfoundland Statistics Classification System

*** May include itinerant teachers



**School Description Report
2002-03**

District 3 - Deer Lake/Corner Brook/St. Barbe

#393 - Bonne Bay Academy, Woody Point

Classification: Rural Community/Western Region**
Offers Distance Education: Yes

Grades: K-12

Number of Grades: 13

[School FTE PTR : 8.6](#)

[District FTE PTR : 13.4](#)

[Provincial FTE PTR : 13.5](#)

[FTE Teachers](#) *** : 11.0

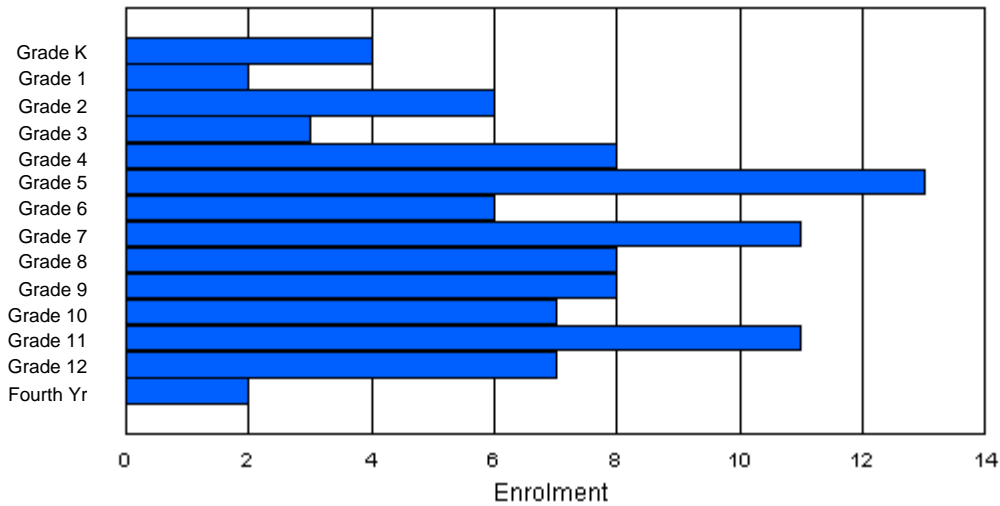
Enrolment By Age and Gender

Gender	Age																	Total
	5	6	7	8	9	10	11	12	13	14	15	16	17	18	19	20>		
Male	0	0	1	1	4	7	3	5	4	4	1	4	6	1	0	0	41	
Female	4	2	5	2	4	6	3	6	4	4	6	7	1	1	0	0	55	
Total	4	2	6	3	8	13	6	11	8	8	7	11	7	2	0	0	96	

Enrolment By Grade and Gender

Gender	Grade															Total
	K	1	2	3	4	5	6	7	8	9	10	11	12	4th		
Male	0	0	1	1	4	7	3	5	4	4	1	4	6	1	41	
Female	4	2	5	2	4	6	3	6	4	4	6	7	1	1	55	
Total	4	2	6	3	8	13	6	11	8	8	7	11	7	2	96	

Enrolment By Grade
For Bonne Bay Academy



* Data from the 2002-2003 AGR(Enrolment/Age as of the last day in Sept./Dec.)

** Newfoundland Statistics Classification System

*** May include itinerant teachers



**School Description Report
2002-03**

District 3 - Deer Lake/Corner Brook/St. Barbe

#060 - C.C. Loughlin Elementary, Corner Brook

Classification: Urban Community/Western Region**
Offers Distance Education: No

Grades: K-6

Number of Grades: 7

[School FTE PTR : 14.8](#)

[District FTE PTR : 13.4](#)

[Provincial FTE PTR : 13.5](#)

[FTE Teachers](#) *** : 32.8

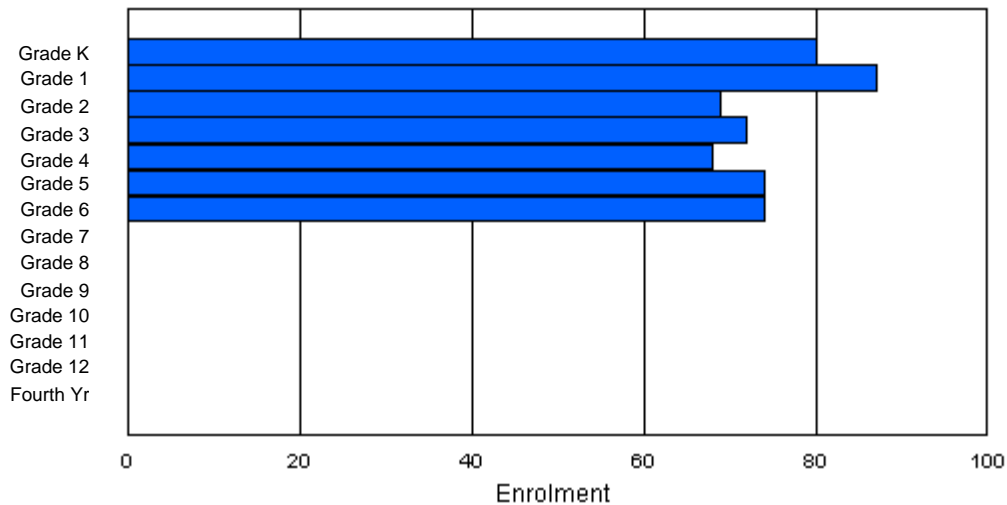
Enrolment By Age and Gender

Gender	Age																	Total
	5	6	7	8	9	10	11	12	13	14	15	16	17	18	19	20>		
Male	38	45	34	29	34	37	35	0	0	0	0	0	0	0	0	0	252	
Female	42	40	37	40	38	33	41	1	0	0	0	0	0	0	0	0	272	
Total	80	85	71	69	72	70	76	1	0	0	0	0	0	0	0	0	524	

Enrolment By Grade and Gender

Gender	Grade															Total
	K	1	2	3	4	5	6	7	8	9	10	11	12	4th		
Male	38	47	32	32	31	40	32	0	0	0	0	0	0	0	252	
Female	42	40	37	40	37	34	42	0	0	0	0	0	0	0	272	
Total	80	87	69	72	68	74	74	0	0	0	0	0	0	0	524	

Enrolment By Grade
For C.C. Loughlin Elementary



* Data from the 2002-2003 AGR(Enrolment/Age as of the last day in Sept./Dec.)

** Newfoundland Statistics Classification System

*** May include itinerant teachers



**School Description Report
2002-03**

District 3 - Deer Lake/Corner Brook/St. Barbe

#388 - Cow Head School Complex, Cow Head

Classification: Rural Community/Western Region**
Offers Distance Education: Yes

Grades: K-12

Number of Grades: 13

[School FTE PTR : 11.7](#)

[District FTE PTR : 13.4](#)

[Provincial FTE PTR : 13.5](#)

[FTE Teachers](#) *** : 17.5

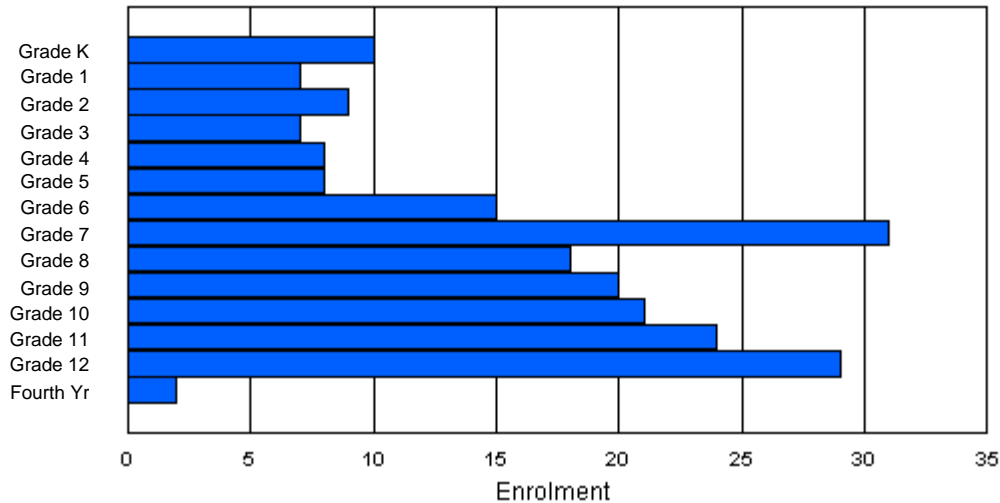
Enrolment By Age and Gender

Gender	Age																	Total
	5	6	7	8	9	10	11	12	13	14	15	16	17	18	19	20>		
Male	6	4	5	3	3	5	6	11	11	13	10	16	14	2	2	0	111	
Female	4	3	4	4	5	3	8	16	8	9	9	11	12	1	1	0	98	
Total	10	7	9	7	8	8	14	27	19	22	19	27	26	3	3	0	209	

Enrolment By Grade and Gender

Gender	Grade															Total
	K	1	2	3	4	5	6	7	8	9	10	11	12	4th		
Male	6	4	5	3	3	5	7	14	11	10	13	14	14	2	111	
Female	4	3	4	4	5	3	8	17	7	10	8	10	15	0	98	
Total	10	7	9	7	8	8	15	31	18	20	21	24	29	2	209	

Enrolment By Grade
For Cow Head School Complex



* Data from the 2002-2003 AGR(Enrolment/Age as of the last day in Sept./Dec.)

** Newfoundland Statistics Classification System

*** May include itinerant teachers



**School Description Report
2002-03**

District 3 - Deer Lake/Corner Brook/St. Barbe

#073 - Deer Lake Elementary, Deer Lake

Classification: Rural Community/Western Region**
Offers Distance Education: No

Grades: 4-6

Number of Grades: 3

[School FTE PTR : 16.4](#)

[District FTE PTR : 13.4](#)

[Provincial FTE PTR : 13.5](#)

[FTE Teachers](#) *** : 16.0

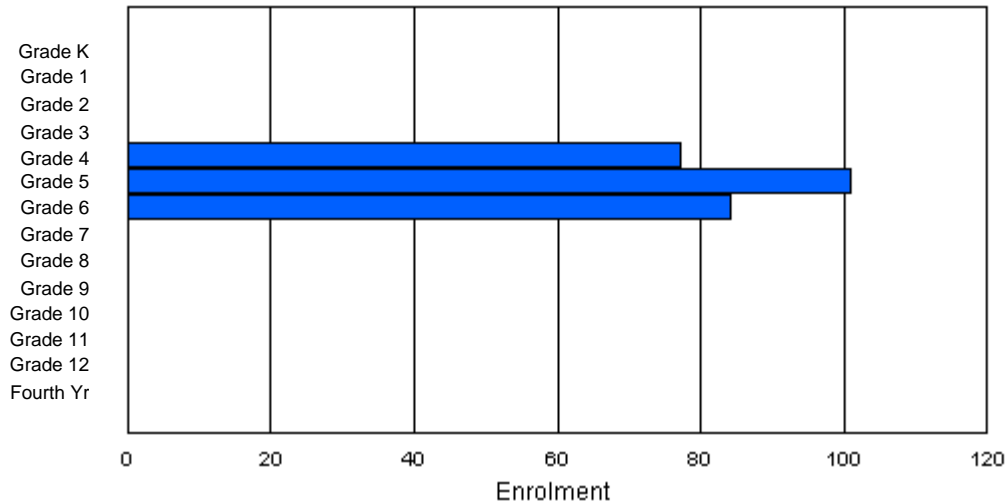
Enrolment By Age and Gender

Gender	Age																	Total
	5	6	7	8	9	10	11	12	13	14	15	16	17	18	19	20>		
Male	0	0	0	0	34	61	49	5	0	0	0	0	0	0	0	0	149	
Female	0	0	0	0	39	37	35	2	0	0	0	0	0	0	0	0	113	
Total	0	0	0	0	73	98	84	7	0	0	0	0	0	0	0	0	262	

Enrolment By Grade and Gender

Gender	Grade															Total
	K	1	2	3	4	5	6	7	8	9	10	11	12	4th		
Male	0	0	0	0	37	65	47	0	0	0	0	0	0	0	149	
Female	0	0	0	0	40	36	37	0	0	0	0	0	0	0	113	
Total	0	0	0	0	77	101	84	0	0	0	0	0	0	0	262	

Enrolment By Grade
For Deer Lake Elementary



* Data from the 2002-2003 AGR(Enrolment/Age as of the last day in Sept./Dec.)

** Newfoundland Statistics Classification System

*** May include itinerant teachers



**School Description Report
2002-03**

District 3 - Deer Lake/Corner Brook/St. Barbe

#389 - Elwood Primary, Deer Lake

Classification: Rural Community/Western Region**
Offers Distance Education: No

Grades: K-3

Number of Grades: 4

[School FTE PTR : 14.4](#)

[District FTE PTR : 13.4](#)

[Provincial FTE PTR : 13.5](#)

[FTE Teachers](#) *** : 18.0

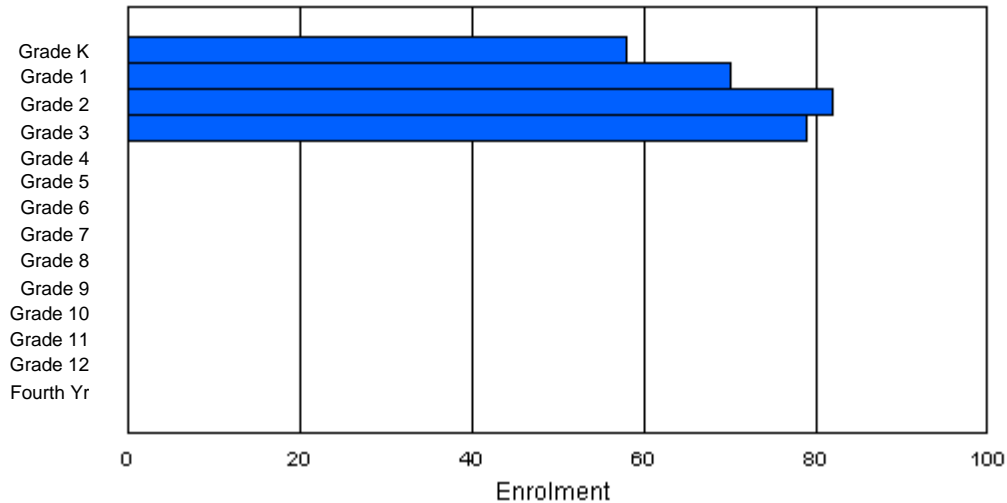
Enrolment By Age and Gender

Gender	Age																	Total
	5	6	7	8	9	10	11	12	13	14	15	16	17	18	19	20>		
Male	32	37	44	35	2	0	0	0	0	0	0	0	0	0	0	0	150	
Female	24	35	35	45	0	0	0	0	0	0	0	0	0	0	0	0	139	
Total	56	72	79	80	2	0	0	0	0	0	0	0	0	0	0	0	289	

Enrolment By Grade and Gender

Gender	Grade															Total
	K	1	2	3	4	5	6	7	8	9	10	11	12	4th		
Male	33	36	46	35	0	0	0	0	0	0	0	0	0	0	150	
Female	25	34	36	44	0	0	0	0	0	0	0	0	0	0	139	
Total	58	70	82	79	0	0	0	0	0	0	0	0	0	0	289	

Enrolment By Grade
For Elwood Primary



* Data from the 2002-2003 AGR(Enrolment/Age as of the last day in Sept./Dec.)

** Newfoundland Statistics Classification System

*** May include itinerant teachers



**School Description Report
2002-03**

District 3 - Deer Lake/Corner Brook/St. Barbe

#390 - Elwood Regional High School, Deer Lake

Classification: Rural Community/Western Region**
Offers Distance Education: No

Grades: 10-12

Number of Grades: 3

[School FTE PTR : 15.3](#)

[District FTE PTR : 13.4](#)

[Provincial FTE PTR : 13.5](#)

[FTE Teachers](#) *** : 21.0

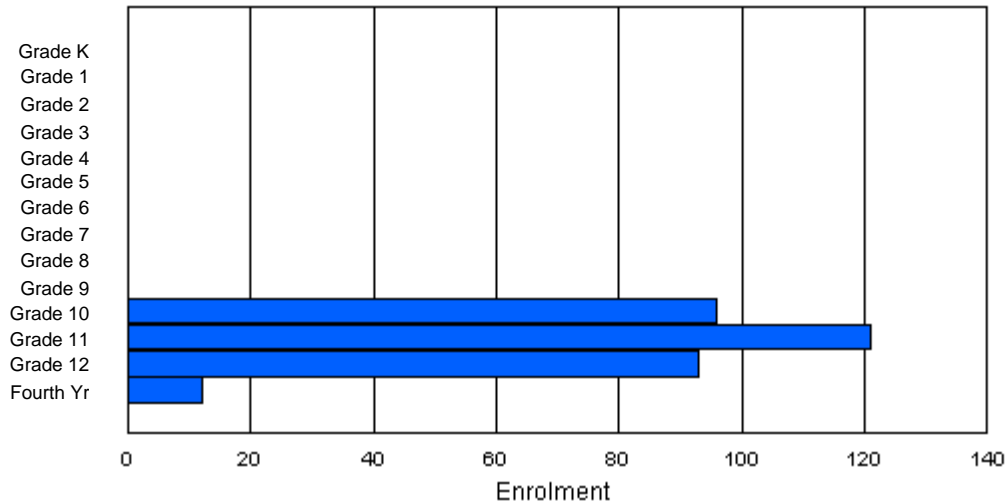
Enrolment By Age and Gender

Gender	Age																	Total
	5	6	7	8	9	10	11	12	13	14	15	16	17	18	19	20>		
Male	0	0	0	0	0	0	0	0	0	0	41	52	48	24	3	1	169	
Female	0	0	0	0	0	0	0	0	0	0	45	55	48	4	1	0	153	
Total	0	0	0	0	0	0	0	0	0	0	86	107	96	28	4	1	322	

Enrolment By Grade and Gender

Gender	Grade															Total
	K	1	2	3	4	5	6	7	8	9	10	11	12	4th		
Male	0	0	0	0	0	0	0	0	0	0	49	60	52	8	169	
Female	0	0	0	0	0	0	0	0	0	0	47	61	41	4	153	
Total	0	0	0	0	0	0	0	0	0	0	96	121	93	12	322	

Enrolment By Grade
For Elwood Regional High School



* Data from the 2002-2003 AGR(Enrolment/Age as of the last day in Sept./Dec.)

** Newfoundland Statistics Classification System

*** May include itinerant teachers



**School Description Report
2002-03**

District 3 - Deer Lake/Corner Brook/St. Barbe

#062 - G.C. Rowe Junior High, Corner Brook

Classification: Urban Community/Western Region**
Offers Distance Education: No

Grades: 7-9

Number of Grades: 3

[School FTE PTR : 16.4](#)

[District FTE PTR : 13.4](#)

[Provincial FTE PTR : 13.5](#)

[FTE Teachers](#) *** : 27.5

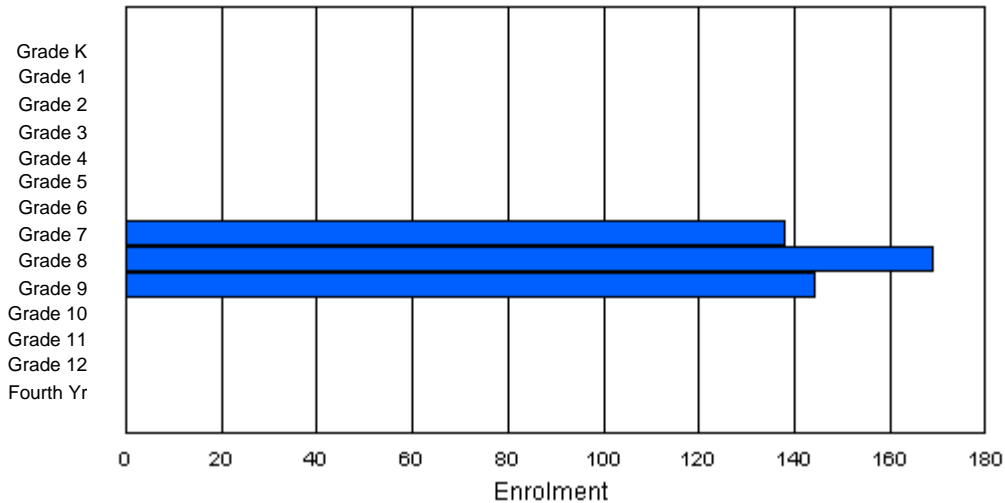
Enrolment By Age and Gender

Gender	Age																	Total
	5	6	7	8	9	10	11	12	13	14	15	16	17	18	19	20>		
Male	0	0	0	0	0	0	1	60	86	61	11	2	0	0	0	0	221	
Female	0	0	0	0	0	0	0	70	79	73	7	1	0	0	0	0	230	
Total	0	0	0	0	0	0	1	130	165	134	18	3	0	0	0	0	451	

Enrolment By Grade and Gender

Gender	Grade															Total
	K	1	2	3	4	5	6	7	8	9	10	11	12	4th		
Male	0	0	0	0	0	0	0	65	88	68	0	0	0	0	221	
Female	0	0	0	0	0	0	0	73	81	76	0	0	0	0	230	
Total	0	0	0	0	0	0	0	138	169	144	0	0	0	0	451	

Enrolment By Grade
For G.C. Rowe Junior High



* Data from the 2002-2003 AGR(Enrolment/Age as of the last day in Sept./Dec.)

** Newfoundland Statistics Classification System

*** May include itinerant teachers



**School Description Report
2002-03**

District 3 - Deer Lake/Corner Brook/St. Barbe

#075 - Hampden Academy, Hampden

Classification: Rural Community/Western Region**
Offers Distance Education: Yes

Grades: K-12

Number of Grades: 13

[School FTE PTR : 8.9](#)

[District FTE PTR : 13.4](#)

[Provincial FTE PTR : 13.5](#)

[FTE Teachers](#) *** : 12.0

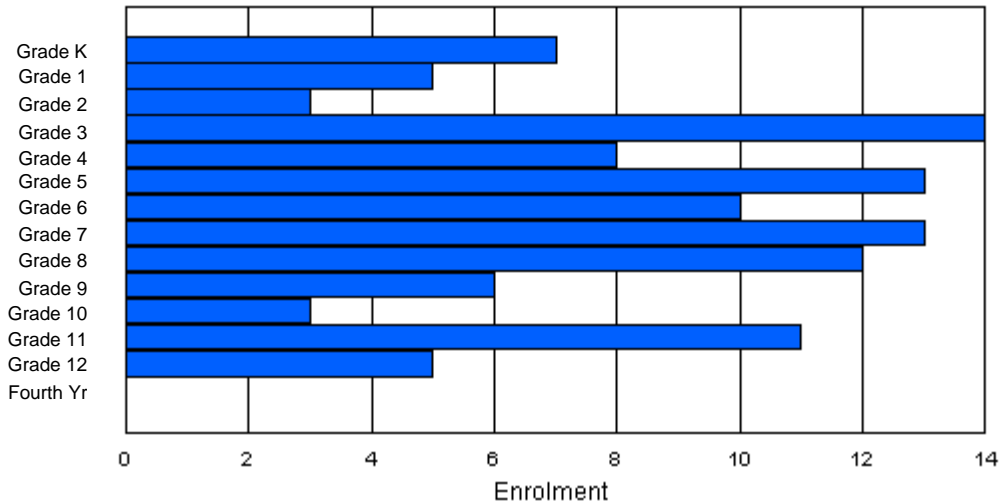
Enrolment By Age and Gender

Gender	Age																	Total
	5	6	7	8	9	10	11	12	13	14	15	16	17	18	19	20>		
Male	4	4	3	9	6	6	5	10	5	6	2	2	3	0	0	0	65	
Female	3	1	0	4	3	6	5	5	5	0	2	6	4	1	0	0	45	
Total	7	5	3	13	9	12	10	15	10	6	4	8	7	1	0	0	110	

Enrolment By Grade and Gender

Gender	Grade															Total
	K	1	2	3	4	5	6	7	8	9	10	11	12	4th		
Male	4	4	3	10	5	7	5	9	6	5	2	3	2	0	65	
Female	3	1	0	4	3	6	5	4	6	1	1	8	3	0	45	
Total	7	5	3	14	8	13	10	13	12	6	3	11	5	0	110	

Enrolment By Grade
For Hampden Academy



* Data from the 2002-2003 AGR(Enrolment/Age as of the last day in Sept./Dec.)

** Newfoundland Statistics Classification System

*** May include itinerant teachers



**School Description Report
2002-03**

District 3 - Deer Lake/Corner Brook/St. Barbe

#063 - Herdman Collegiate, Corner Brook

Classification: Urban Community/Western Region**
Offers Distance Education: No

Grades: 10-12

Number of Grades: 3

[School FTE PTR : 15.3](#)

[District FTE PTR : 13.4](#)

[Provincial FTE PTR : 13.5](#)

[FTE Teachers](#) *** : 30.0

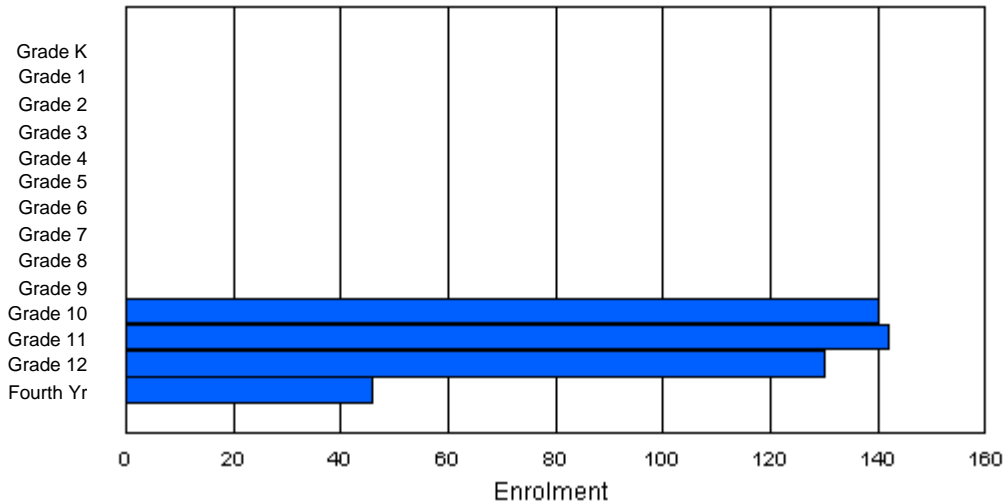
Enrolment By Age and Gender

Gender	Age																	Total
	5	6	7	8	9	10	11	12	13	14	15	16	17	18	19	20>		
Male	0	0	0	0	0	0	0	0	0	0	64	70	71	32	3	2	242	
Female	0	0	0	0	0	0	0	0	0	1	54	70	66	23	2	0	216	
Total	0	0	0	0	0	0	0	0	0	1	118	140	137	55	5	2	458	

Enrolment By Grade and Gender

Gender	Grade															Total
	K	1	2	3	4	5	6	7	8	9	10	11	12	4th		
Male	0	0	0	0	0	0	0	0	0	0	76	75	62	29	242	
Female	0	0	0	0	0	0	0	0	0	0	64	67	68	17	216	
Total	0	0	0	0	0	0	0	0	0	0	140	142	130	46	458	

Enrolment By Grade
For Herdman Collegiate



* Data from the 2002-2003 AGR(Enrolment/Age as of the last day in Sept./Dec.)

** Newfoundland Statistics Classification System

*** May include itinerant teachers



**School Description Report
2002-03**

District 3 - Deer Lake/Corner Brook/St. Barbe

#081 - Holland's Memorial, Norris Point

Classification: Rural Community/Western Region**
Offers Distance Education: Yes

Grades: 7-12

Number of Grades: 6

[School FTE PTR : 13.3](#)

[District FTE PTR : 13.4](#)

[Provincial FTE PTR : 13.5](#)

[FTE Teachers](#) *** : 12.0

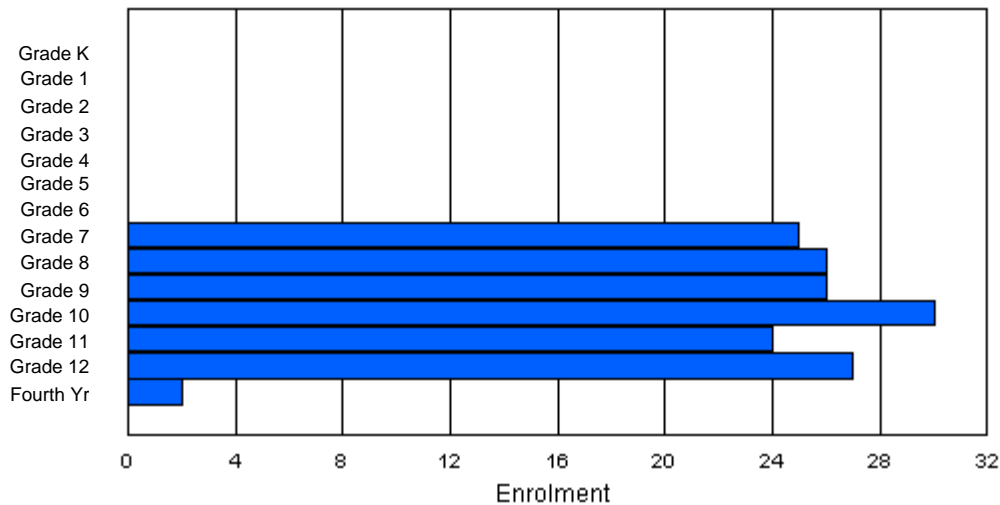
Enrolment By Age and Gender

Gender	Age																Total
	5	6	7	8	9	10	11	12	13	14	15	16	17	18	19	20>	
Male	0	0	0	0	0	0	0	12	17	16	11	17	14	4	1	1	93
Female	0	0	0	0	0	0	0	8	10	5	14	12	15	2	1	0	67
Total	0	0	0	0	0	0	0	20	27	21	25	29	29	6	2	1	160

Enrolment By Grade and Gender

Gender	Grade														Total
	K	1	2	3	4	5	6	7	8	9	10	11	12	4th	
Male	0	0	0	0	0	0	0	16	18	16	16	13	13	1	93
Female	0	0	0	0	0	0	0	9	8	10	14	11	14	1	67
Total	0	0	0	0	0	0	0	25	26	26	30	24	27	2	160

Enrolment By Grade
For Holland's Memorial



* Data from the 2002-2003 AGR(Enrolment/Age as of the last day in Sept./Dec.)

** Newfoundland Statistics Classification System

*** May include itinerant teachers



**School Description Report
2002-03**

District 3 - Deer Lake/Corner Brook/St. Barbe

#072 - Holy Cross All Grade School, Daniel's Harbour

Classification: Rural Community/Western Region**
Offers Distance Education: Yes

Grades: 1-12

Number of Grades: 12

[School FTE PTR : 7.7](#)

[District FTE PTR : 13.4](#)

[Provincial FTE PTR : 13.5](#)

[FTE Teachers](#) *** : 9.0

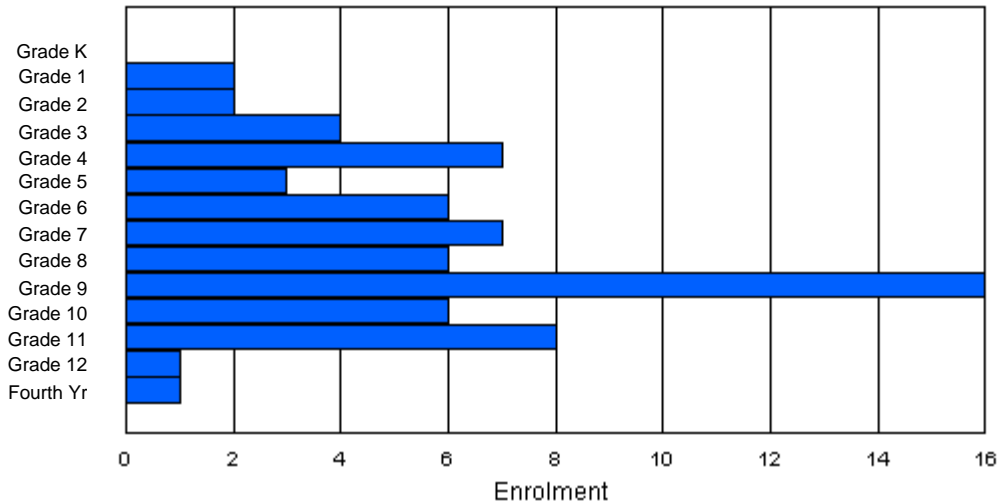
Enrolment By Age and Gender

Gender	Age																	Total
	5	6	7	8	9	10	11	12	13	14	15	16	17	18	19	20>		
Male	0	1	1	2	3	2	3	4	4	9	4	2	1	0	0	0	36	
Female	0	1	1	0	5	0	4	4	1	5	3	7	1	0	1	0	33	
Total	0	2	2	2	8	2	7	8	5	14	7	9	2	0	1	0	69	

Enrolment By Grade and Gender

Gender	Grade															Total
	K	1	2	3	4	5	6	7	8	9	10	11	12	4th		
Male	0	1	1	4	2	2	3	3	4	12	1	3	0	0	36	
Female	0	1	1	0	5	1	3	4	2	4	5	5	1	1	33	
Total	0	2	2	4	7	3	6	7	6	16	6	8	1	1	69	

Enrolment By Grade
For Holy Cross All Grade School



* Data from the 2002-2003 AGR(Enrolment/Age as of the last day in Sept./Dec.)

** Newfoundland Statistics Classification System

*** May include itinerant teachers



**School Description Report
2002-03**

District 3 - Deer Lake/Corner Brook/St. Barbe

#077 - Howley Elementary, Howley

Classification: Rural Community/Western Region**
Offers Distance Education: No

Grades: K-5

Number of Grades: 6

[School FTE PTR : 7.3](#)

[District FTE PTR : 13.4](#)

[Provincial FTE PTR : 13.5](#)

[FTE Teachers](#) *** : 2.0

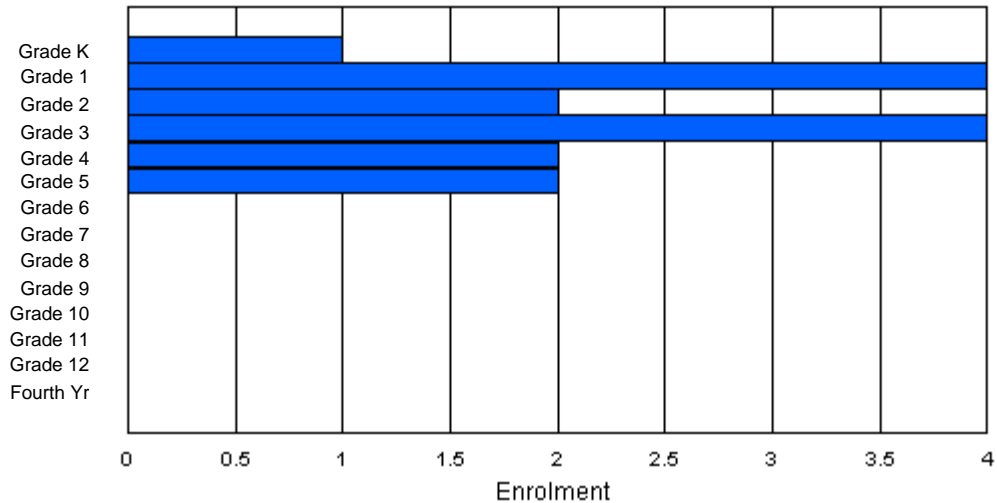
Enrolment By Age and Gender

Gender	Age																	Total
	5	6	7	8	9	10	11	12	13	14	15	16	17	18	19	20>		
Male	1	0	1	1	0	0	0	0	0	0	0	0	0	0	0	0	3	
Female	0	4	1	3	2	2	0	0	0	0	0	0	0	0	0	0	12	
Total	1	4	2	4	2	2	0	0	0	0	0	0	0	0	0	0	15	

Enrolment By Grade and Gender

Gender	Grade															Total
	K	1	2	3	4	5	6	7	8	9	10	11	12	4th		
Male	1	0	1	1	0	0	0	0	0	0	0	0	0	0	3	
Female	0	4	1	3	2	2	0	0	0	0	0	0	0	0	12	
Total	1	4	2	4	2	2	0	0	0	0	0	0	0	0	15	

Enrolment By Grade
For Howley Elementary



* Data from the 2002-2003 AGR(Enrolment/Age as of the last day in Sept./Dec.)

** Newfoundland Statistics Classification System

*** May include itinerant teachers



**School Description Report
2002-03**

District 3 - Deer Lake/Corner Brook/St. Barbe

#065 - Humber Elementary, Corner Brook

Classification: Urban Community/Western Region**
Offers Distance Education: No

Grades: K-6

Number of Grades: 7

[School FTE PTR : 14.2](#)

[District FTE PTR : 13.4](#)

[Provincial FTE PTR : 13.5](#)

[FTE Teachers](#) *** : 26.0

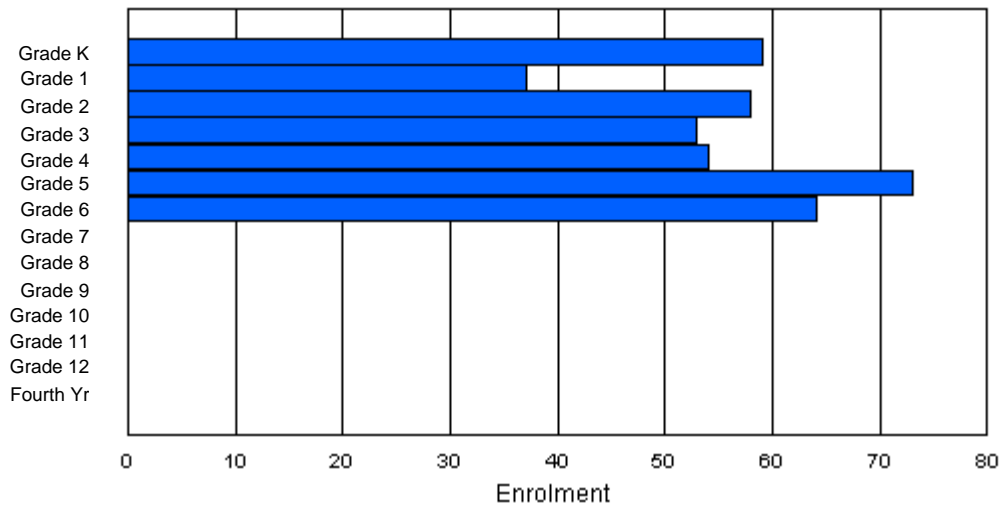
Enrolment By Age and Gender

Gender	Age																Total
	5	6	7	8	9	10	11	12	13	14	15	16	17	18	19	20>	
Male	33	17	31	30	31	39	32	2	0	0	0	0	0	0	0	0	215
Female	25	21	27	19	25	31	35	0	0	0	0	0	0	0	0	0	183
Total	58	38	58	49	56	70	67	2	0	0	0	0	0	0	0	0	398

Enrolment By Grade and Gender

Gender	Grade														Total
	K	1	2	3	4	5	6	7	8	9	10	11	12	4th	
Male	34	16	32	32	29	43	29	0	0	0	0	0	0	0	215
Female	25	21	26	21	25	30	35	0	0	0	0	0	0	0	183
Total	59	37	58	53	54	73	64	0	0	0	0	0	0	0	398

Enrolment By Grade
For Humber Elementary



* Data from the 2002-2003 AGR(Enrolment/Age as of the last day in Sept./Dec.)

** Newfoundland Statistics Classification System

*** May include itinerant teachers



**School Description Report
2002-03**

District 3 - Deer Lake/Corner Brook/St. Barbe

#066 - J.J. Curling Elementary, Corner Brook

Classification: Urban Community/Western Region**
Offers Distance Education: No

Grades: K-6

Number of Grades: 7

[School FTE PTR : 14.8](#)

[District FTE PTR : 13.4](#)

[Provincial FTE PTR : 13.5](#)

[FTE Teachers](#) *** : 23.0

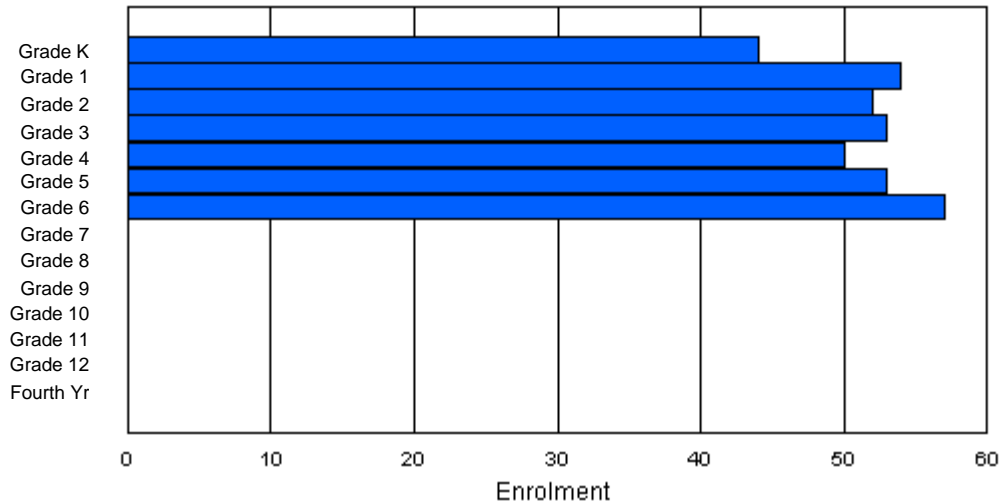
Enrolment By Age and Gender

Gender	Age																Total
	5	6	7	8	9	10	11	12	13	14	15	16	17	18	19	20>	
Male	21	31	33	23	25	25	30	0	0	0	0	0	0	0	0	0	188
Female	21	25	19	27	27	28	26	2	0	0	0	0	0	0	0	0	175
Total	42	56	52	50	52	53	56	2	0	0	0	0	0	0	0	0	363

Enrolment By Grade and Gender

Gender	Grade														Total
	K	1	2	3	4	5	6	7	8	9	10	11	12	4th	
Male	23	29	33	24	24	26	29	0	0	0	0	0	0	0	188
Female	21	25	19	29	26	27	28	0	0	0	0	0	0	0	175
Total	44	54	52	53	50	53	57	0	0	0	0	0	0	0	363

Enrolment By Grade
For J.J. Curling Elementary



* Data from the 2002-2003 AGR(Enrolment/Age as of the last day in Sept./Dec.)

** Newfoundland Statistics Classification System

*** May include itinerant teachers



**School Description Report
2002-03**

District 3 - Deer Lake/Corner Brook/St. Barbe

#089 - Jakeman All Grade, Trout River

Classification: Rural Community/Western Region**
Offers Distance Education: Yes

Grades: K-12

Number of Grades: 13

[School FTE PTR : 9.5](#)
[District FTE PTR : 13.4](#)
[Provincial FTE PTR : 13.5](#)

[FTE Teachers](#) *** : 12.0

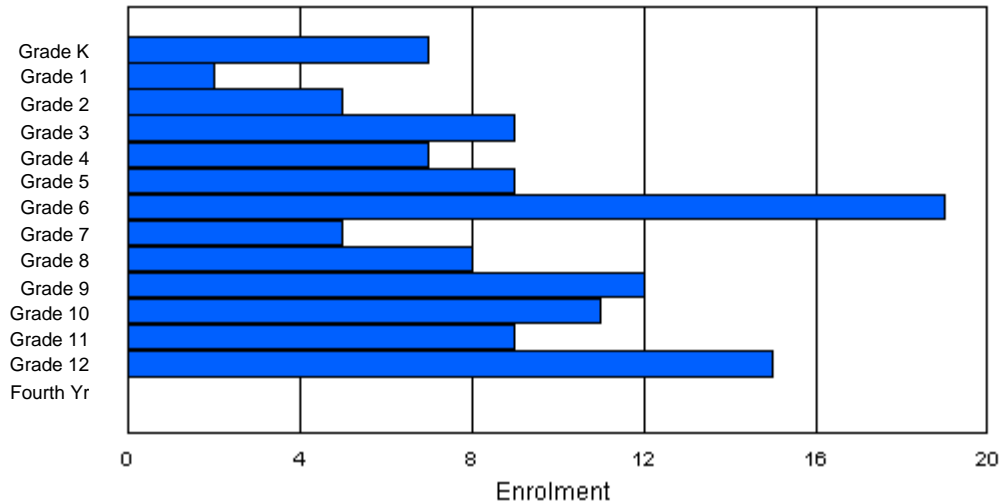
Enrolment By Age and Gender

Gender	Age																	Total
	5	6	7	8	9	10	11	12	13	14	15	16	17	18	19	20>		
Male	4	1	3	4	3	5	7	8	4	6	4	4	8	4	0	0	65	
Female	3	1	2	4	4	3	4	6	5	6	4	3	8	0	0	0	53	
Total	7	2	5	8	7	8	11	14	9	12	8	7	16	4	0	0	118	

Enrolment By Grade and Gender

Gender	Grade															Total
	K	1	2	3	4	5	6	7	8	9	10	11	12	4th		
Male	4	1	3	5	3	6	12	1	4	6	7	6	7	0	65	
Female	3	1	2	4	4	3	7	4	4	6	4	3	8	0	53	
Total	7	2	5	9	7	9	19	5	8	12	11	9	15	0	118	

Enrolment By Grade
For Jakeman All Grade



* Data from the 2002-2003 AGR(Enrolment/Age as of the last day in Sept./Dec.)

** Newfoundland Statistics Classification System

*** May include itinerant teachers



**School Description Report
2002-03**

District 3 - Deer Lake/Corner Brook/St. Barbe

#088 - Main River Academy, Pollard's Point

Classification: Rural Community/Western Region**
Offers Distance Education: Yes

Grades: K-12

Number of Grades: 13

[School FTE PTR : 10.9](#)

[District FTE PTR : 13.4](#)

[Provincial FTE PTR : 13.5](#)

[FTE Teachers](#) *** : 17.0

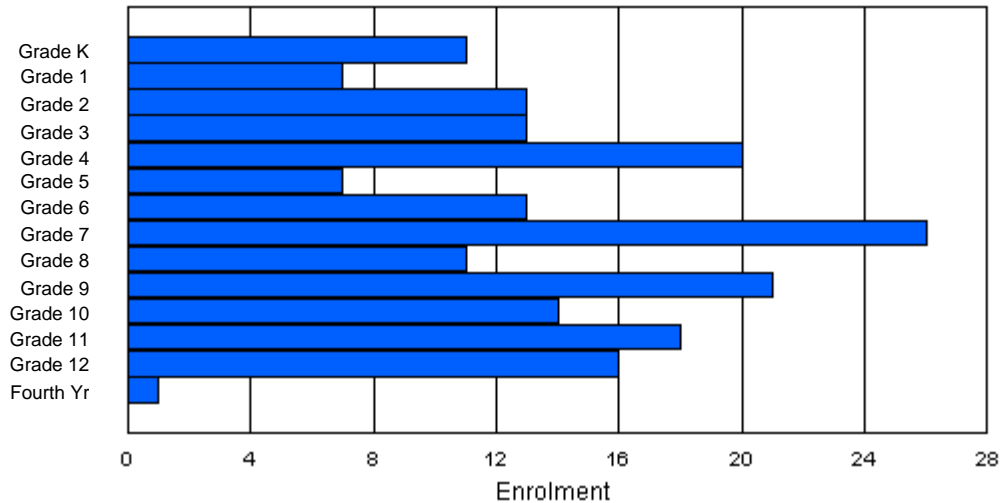
Enrolment By Age and Gender

Gender	Age																	Total
	5	6	7	8	9	10	11	12	13	14	15	16	17	18	19	20>		
Male	6	2	3	6	9	5	7	7	7	13	8	9	10	2	0	0	94	
Female	5	5	10	7	11	2	6	16	1	9	11	4	6	3	1	0	97	
Total	11	7	13	13	20	7	13	23	8	22	19	13	16	5	1	0	191	

Enrolment By Grade and Gender

Gender	Grade															Total
	K	1	2	3	4	5	6	7	8	9	10	11	12	4th		
Male	6	2	3	6	9	5	7	10	7	12	5	11	10	1	94	
Female	5	5	10	7	11	2	6	16	4	9	9	7	6	0	97	
Total	11	7	13	13	20	7	13	26	11	21	14	18	16	1	191	

Enrolment By Grade
For Main River Academy



* Data from the 2002-2003 AGR(Enrolment/Age as of the last day in Sept./Dec.)

** Newfoundland Statistics Classification System

*** May include itinerant teachers



**School Description Report
2002-03**

District 3 - Deer Lake/Corner Brook/St. Barbe

#080 - Northshore Elementary, Meadows

Classification: Urban Community/Western Region**
Offers Distance Education: No

Grades: K-6

Number of Grades: 7

[School FTE PTR : 13.8](#)

[District FTE PTR : 13.4](#)

[Provincial FTE PTR : 13.5](#)

[FTE Teachers](#) *** : 21.0

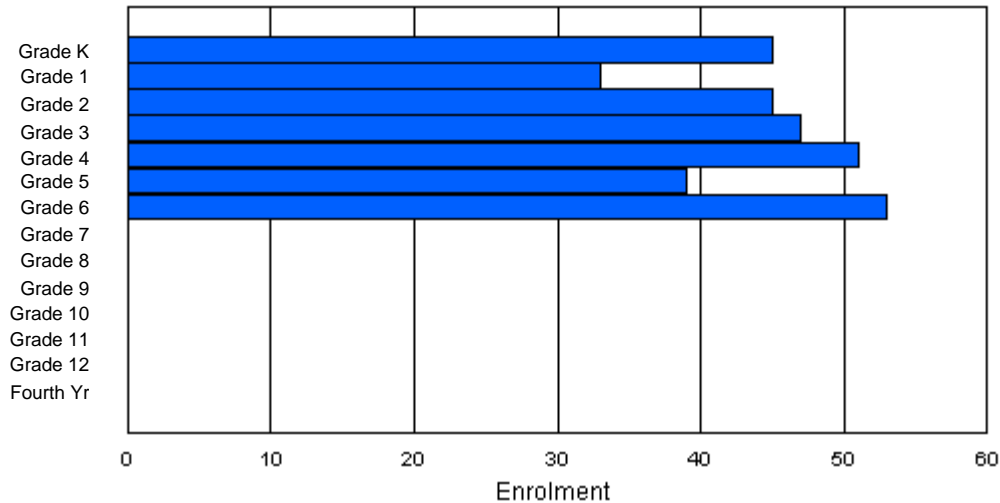
Enrolment By Age and Gender

Gender	Age																	Total
	5	6	7	8	9	10	11	12	13	14	15	16	17	18	19	20>		
Male	27	17	26	28	24	16	32	4	0	0	0	0	0	0	0	0	174	
Female	18	15	20	17	28	16	22	2	1	0	0	0	0	0	0	0	139	
Total	45	32	46	45	52	32	54	6	1	0	0	0	0	0	0	0	313	

Enrolment By Grade and Gender

Gender	Grade															Total
	K	1	2	3	4	5	6	7	8	9	10	11	12	4th		
Male	27	17	26	29	24	22	29	0	0	0	0	0	0	0	174	
Female	18	16	19	18	27	17	24	0	0	0	0	0	0	0	139	
Total	45	33	45	47	51	39	53	0	0	0	0	0	0	0	313	

Enrolment By Grade
For Northshore Elementary



* Data from the 2002-2003 AGR(Enrolment/Age as of the last day in Sept./Dec.)

** Newfoundland Statistics Classification System

*** May include itinerant teachers



**School Description Report
2002-03**

District 3 - Deer Lake/Corner Brook/St. Barbe

#083 - Pasadena Academy, Pasadena

Classification: Rural Community/Western Region**
Offers Distance Education: No

Grades: 7-12

Number of Grades: 6

[School FTE PTR : 13.9](#)

[District FTE PTR : 13.4](#)

[Provincial FTE PTR : 13.5](#)

[FTE Teachers](#) *** : 22.5

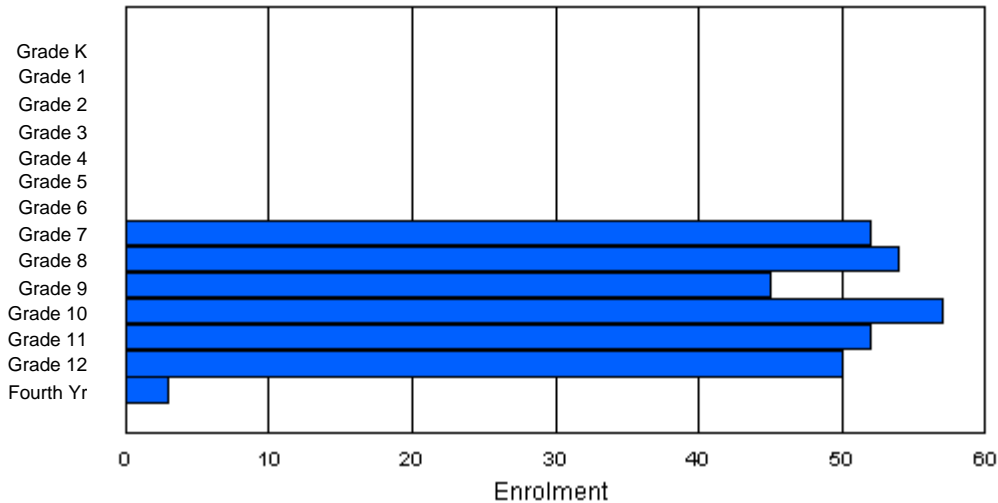
Enrolment By Age and Gender

Gender	Age																Total
	5	6	7	8	9	10	11	12	13	14	15	16	17	18	19	20>	
Male	0	0	0	0	0	0	0	22	28	21	39	28	24	9	2	0	173
Female	0	0	0	0	0	0	0	25	29	19	16	22	25	3	1	0	140
Total	0	0	0	0	0	0	0	47	57	40	55	50	49	12	3	0	313

Enrolment By Grade and Gender

Gender	Grade														Total
	K	1	2	3	4	5	6	7	8	9	10	11	12	4th	
Male	0	0	0	0	0	0	0	26	25	24	42	29	24	3	173
Female	0	0	0	0	0	0	0	26	29	21	15	23	26	0	140
Total	0	0	0	0	0	0	0	52	54	45	57	52	50	3	313

Enrolment By Grade
For Pasadena Academy



* Data from the 2002-2003 AGR(Enrolment/Age as of the last day in Sept./Dec.)

** Newfoundland Statistics Classification System

*** May include itinerant teachers



**School Description Report
2002-03**

District 3 - Deer Lake/Corner Brook/St. Barbe

#082 - Pasadena Elementary School, Pasadena

Classification: Rural Community/Western Region**
Offers Distance Education: No

Grades: K-6

Number of Grades: 7

[School FTE PTR : 13.0](#)

[District FTE PTR : 13.4](#)

[Provincial FTE PTR : 13.5](#)

[FTE Teachers](#) *** : 18.5

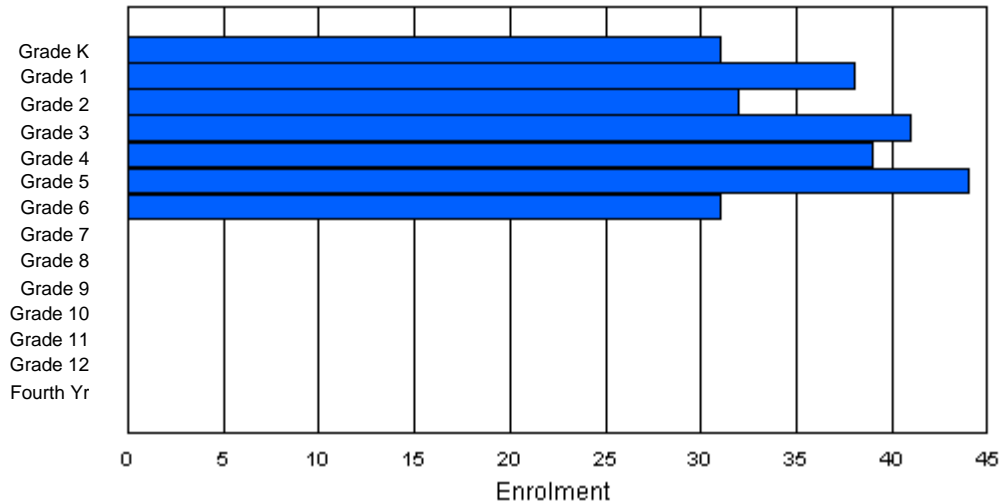
Enrolment By Age and Gender

Gender	Age																Total
	5	6	7	8	9	10	11	12	13	14	15	16	17	18	19	20>	
Male	15	23	12	18	26	26	17	2	1	0	0	0	0	0	0	0	140
Female	16	14	21	21	15	13	16	0	0	0	0	0	0	0	0	0	116
Total	31	37	33	39	41	39	33	2	1	0	0	0	0	0	0	0	256

Enrolment By Grade and Gender

Gender	Grade														Total
	K	1	2	3	4	5	6	7	8	9	10	11	12	4th	
Male	15	24	11	20	24	29	17	0	0	0	0	0	0	0	140
Female	16	14	21	21	15	15	14	0	0	0	0	0	0	0	116
Total	31	38	32	41	39	44	31	0	0	0	0	0	0	0	256

Enrolment By Grade
For Pasadena Elementary School



* Data from the 2002-2003 AGR(Enrolment/Age as of the last day in Sept./Dec.)

** Newfoundland Statistics Classification System

*** May include itinerant teachers



**School Description Report
2002-03**

District 3 - Deer Lake/Corner Brook/St. Barbe

#067 - Presentation Junior High, Corner Brook

Classification: Urban Community/Western Region**
Offers Distance Education: No

Grades: 7-9

Number of Grades: 3

[School FTE PTR : 15.8](#)

[District FTE PTR : 13.4](#)

[Provincial FTE PTR : 13.5](#)

[FTE Teachers](#) *** : 26.0

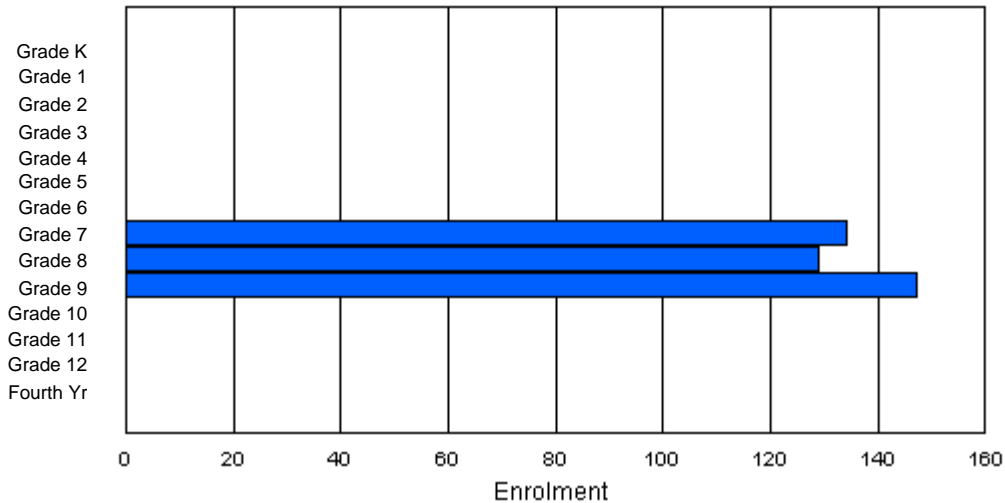
Enrolment By Age and Gender

Gender	Age																Total
	5	6	7	8	9	10	11	12	13	14	15	16	17	18	19	20>	
Male	0	0	0	0	0	0	1	63	72	70	3	2	1	0	0	0	212
Female	0	0	0	0	0	0	0	55	63	73	5	1	1	0	0	0	198
Total	0	0	0	0	0	0	1	118	135	143	8	3	2	0	0	0	410

Enrolment By Grade and Gender

Gender	Grade														Total
	K	1	2	3	4	5	6	7	8	9	10	11	12	4th	
Male	0	0	0	0	0	0	0	76	66	70	0	0	0	0	212
Female	0	0	0	0	0	0	0	58	63	77	0	0	0	0	198
Total	0	0	0	0	0	0	0	134	129	147	0	0	0	0	410

Enrolment By Grade
For Presentation Junior High



* Data from the 2002-2003 AGR(Enrolment/Age as of the last day in Sept./Dec.)

** Newfoundland Statistics Classification System

*** May include itinerant teachers



**School Description Report
2002-03**

District 3 - Deer Lake/Corner Brook/St. Barbe

#068 - Regina High School, Corner Brook

Classification: Urban Community/Western Region**
Offers Distance Education: No

Grades: 10-12

Number of Grades: 3

[School FTE PTR : 16.9](#)

[District FTE PTR : 13.4](#)

[Provincial FTE PTR : 13.5](#)

[FTE Teachers](#) *** : 32.0

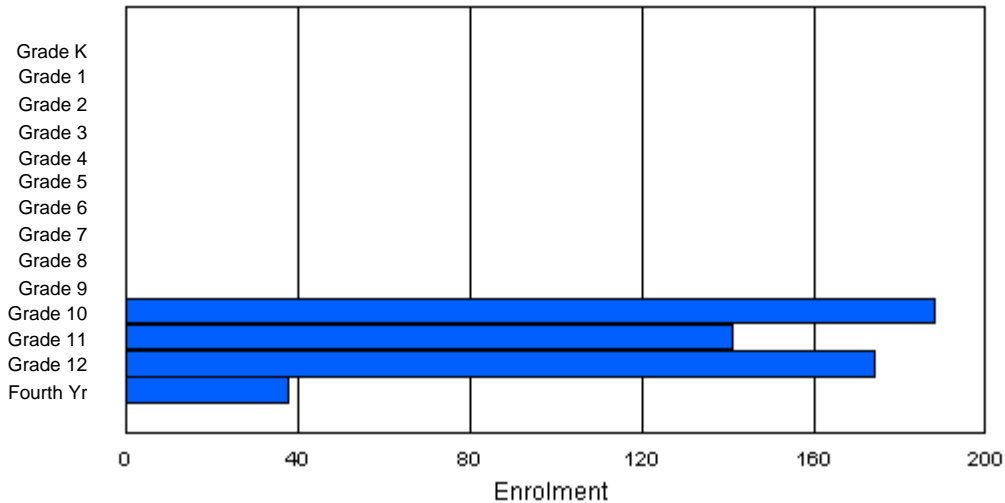
Enrolment By Age and Gender

Gender	Age																	Total
	5	6	7	8	9	10	11	12	13	14	15	16	17	18	19	20>		
Male	0	0	0	0	0	0	0	0	0	0	72	73	97	35	5	1	283	
Female	0	0	0	0	0	0	0	0	0	1	79	75	81	19	3	0	258	
Total	0	0	0	0	0	0	0	0	0	1	151	148	178	54	8	1	541	

Enrolment By Grade and Gender

Gender	Grade															Total
	K	1	2	3	4	5	6	7	8	9	10	11	12	4th		
Male	0	0	0	0	0	0	0	0	0	0	100	72	92	19	283	
Female	0	0	0	0	0	0	0	0	0	0	88	69	82	19	258	
Total	0	0	0	0	0	0	0	0	0	0	188	141	174	38	541	

Enrolment By Grade
For Regina High School



* Data from the 2002-2003 AGR(Enrolment/Age as of the last day in Sept./Dec.)

** Newfoundland Statistics Classification System

*** May include itinerant teachers



**School Description Report
2002-03**

District 3 - Deer Lake/Corner Brook/St. Barbe

#086 - Rocky Harbour Elementary, Rocky Harbour

Classification: Rural Community/Western Region**
Offers Distance Education: No

Grades: K-6

Number of Grades: 7

[School FTE PTR : 12.8](#)

[District FTE PTR : 13.4](#)

[Provincial FTE PTR : 13.5](#)

[FTE Teachers](#) *** : 10.5

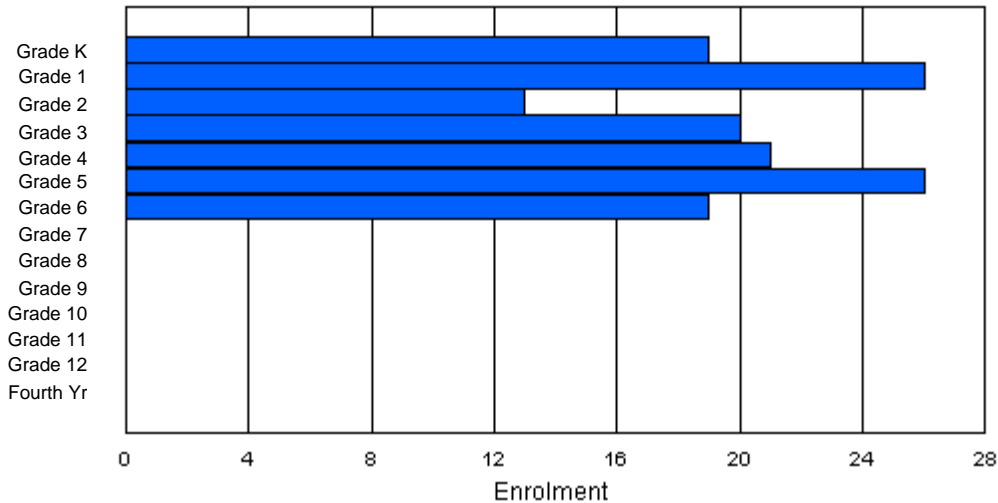
Enrolment By Age and Gender

Gender	Age																	Total
	5	6	7	8	9	10	11	12	13	14	15	16	17	18	19	20>		
Male	10	14	5	7	11	16	9	3	0	0	0	0	0	0	0	0	75	
Female	9	12	8	12	9	12	5	2	0	0	0	0	0	0	0	0	69	
Total	19	26	13	19	20	28	14	5	0	0	0	0	0	0	0	0	144	

Enrolment By Grade and Gender

Gender	Grade															Total
	K	1	2	3	4	5	6	7	8	9	10	11	12	4th		
Male	10	14	5	8	12	14	12	0	0	0	0	0	0	0	75	
Female	9	12	8	12	9	12	7	0	0	0	0	0	0	0	69	
Total	19	26	13	20	21	26	19	0	0	0	0	0	0	0	144	

Enrolment By Grade
For Rocky Harbour Elementary



* Data from the 2002-2003 AGR(Enrolment/Age as of the last day in Sept./Dec.)

** Newfoundland Statistics Classification System

*** May include itinerant teachers



**School Description Report
2002-03**

District 3 - Deer Lake/Corner Brook/St. Barbe

#069 - Sacred Heart Elementary, Corner Brook

Classification: Urban Community/Western Region**
Offers Distance Education: No

Grades: K-6

Number of Grades: 7

[School FTE PTR : 16.6](#)

[District FTE PTR : 13.4](#)

[Provincial FTE PTR : 13.5](#)

[FTE Teachers](#) *** : 17.5

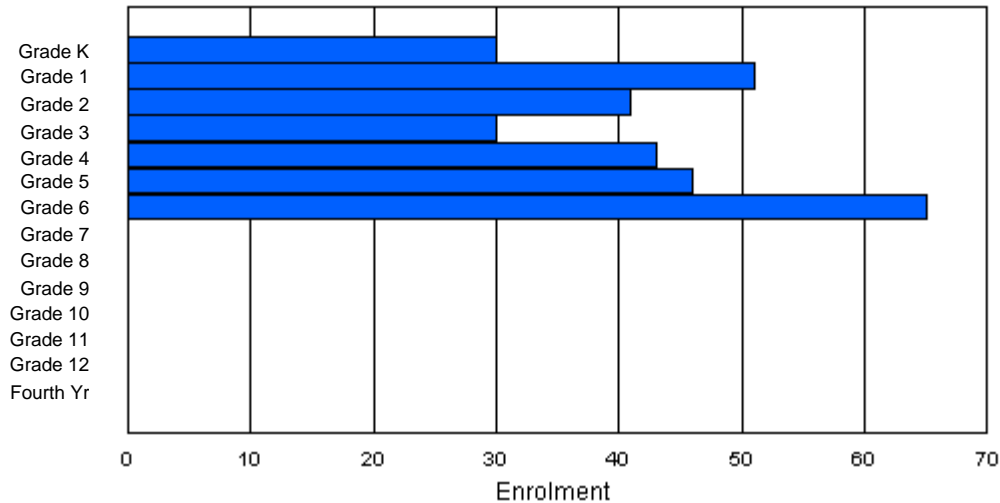
Enrolment By Age and Gender

Gender	Age																	Total
	5	6	7	8	9	10	11	12	13	14	15	16	17	18	19	20>		
Male	10	30	13	13	22	15	35	4	0	0	0	0	0	0	0	0	142	
Female	20	25	23	17	19	32	28	0	0	0	0	0	0	0	0	0	164	
Total	30	55	36	30	41	47	63	4	0	0	0	0	0	0	0	0	306	

Enrolment By Grade and Gender

Gender	Grade															Total
	K	1	2	3	4	5	6	7	8	9	10	11	12	4th		
Male	10	28	16	13	22	14	39	0	0	0	0	0	0	0	142	
Female	20	23	25	17	21	32	26	0	0	0	0	0	0	0	164	
Total	30	51	41	30	43	46	65	0	0	0	0	0	0	0	306	

Enrolment By Grade
For Sacred Heart Elementary



* Data from the 2002-2003 AGR(Enrolment/Age as of the last day in Sept./Dec.)

** Newfoundland Statistics Classification System

*** May include itinerant teachers



**School Description Report
2002-03**

District 3 - Deer Lake/Corner Brook/St. Barbe

#392 - St. Francis Elementary, Parsons Pond

Classification: Rural Community/Western Region**
Offers Distance Education: No

Grades: K-6

Number of Grades: 7

[School FTE PTR : 8.9](#)

[District FTE PTR : 13.4](#)

[Provincial FTE PTR : 13.5](#)

[FTE Teachers](#) *** : 4.0

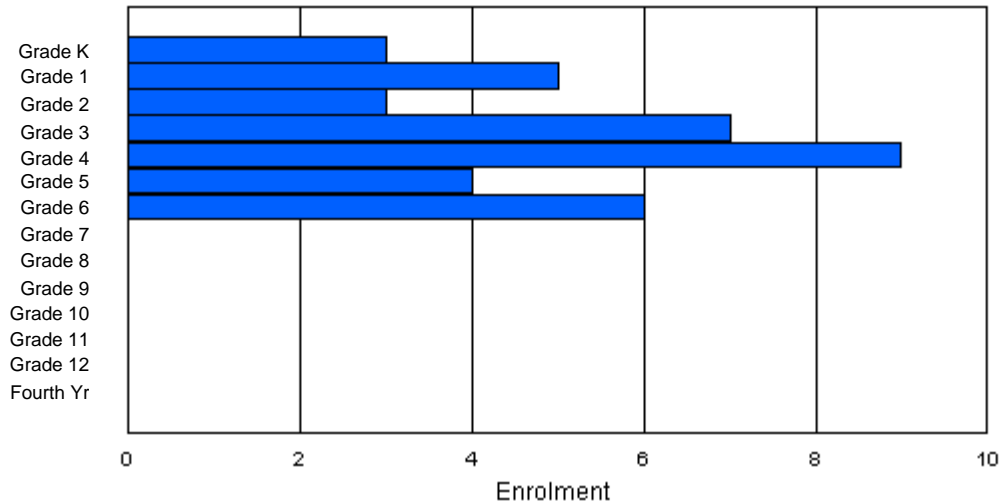
Enrolment By Age and Gender

Gender	Age																	Total
	5	6	7	8	9	10	11	12	13	14	15	16	17	18	19	20>		
Male	2	4	0	3	5	1	3	0	0	0	0	0	0	0	0	0	18	
Female	1	1	3	4	4	3	3	0	0	0	0	0	0	0	0	0	19	
Total	3	5	3	7	9	4	6	0	0	0	0	0	0	0	0	0	37	

Enrolment By Grade and Gender

Gender	Grade															Total
	K	1	2	3	4	5	6	7	8	9	10	11	12	4th		
Male	2	4	0	3	5	1	3	0	0	0	0	0	0	0	18	
Female	1	1	3	4	4	3	3	0	0	0	0	0	0	0	19	
Total	3	5	3	7	9	4	6	0	0	0	0	0	0	0	37	

Enrolment By Grade
For St. Francis Elementary



* Data from the 2002-2003 AGR(Enrolment/Age as of the last day in Sept./Dec.)

** Newfoundland Statistics Classification System

*** May include itinerant teachers



**School Description Report
2002-03**

District 3 - Deer Lake/Corner Brook/St. Barbe

#070 - St. Gerard's Elementary, Corner Brook

Classification: Urban Community/Western Region**
Offers Distance Education: No

Grades: K-6

Number of Grades: 7

[School FTE PTR : 11.0](#)

[District FTE PTR : 13.4](#)

[Provincial FTE PTR : 13.5](#)

[FTE Teachers](#) *** : 13.5

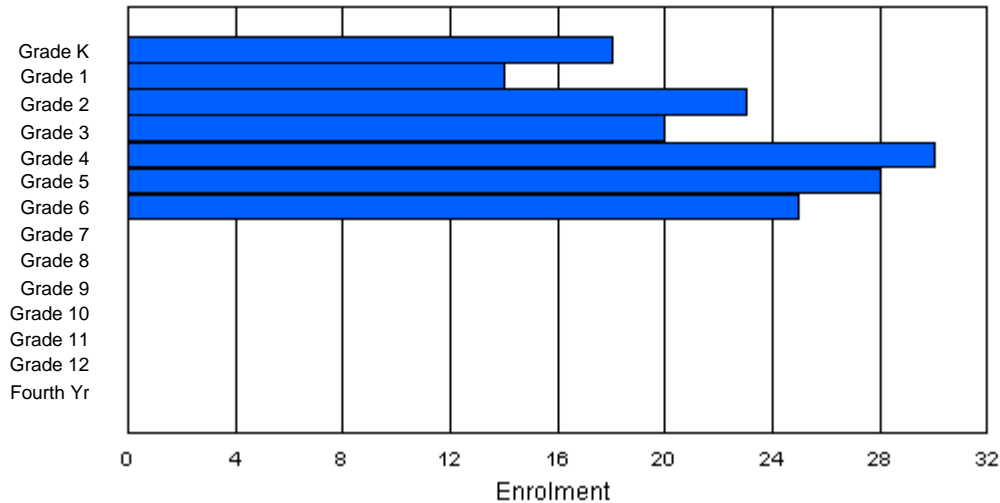
Enrolment By Age and Gender

Gender	Age																	Total
	5	6	7	8	9	10	11	12	13	14	15	16	17	18	19	20>		
Male	7	6	15	14	12	14	16	0	0	0	0	0	0	0	0	0	84	
Female	11	7	6	8	18	13	11	0	0	0	0	0	0	0	0	0	74	
Total	18	13	21	22	30	27	27	0	0	0	0	0	0	0	0	0	158	

Enrolment By Grade and Gender

Gender	Grade															Total
	K	1	2	3	4	5	6	7	8	9	10	11	12	4th		
Male	7	7	17	12	11	16	14	0	0	0	0	0	0	0	84	
Female	11	7	6	8	19	12	11	0	0	0	0	0	0	0	74	
Total	18	14	23	20	30	28	25	0	0	0	0	0	0	0	158	

Enrolment By Grade
For St. Gerard's Elementary



* Data from the 2002-2003 AGR(Enrolment/Age as of the last day in Sept./Dec.)

** Newfoundland Statistics Classification System

*** May include itinerant teachers



**School Description Report
2002-03**

District 3 - Deer Lake/Corner Brook/St. Barbe

#079 - St. James All Grade, Lark Harbour

Classification: Rural Community/Western Region**
Offers Distance Education: Yes

Grades: K-12

Number of Grades: 13

[School FTE PTR : 8.7](#)

[District FTE PTR : 13.4](#)

[Provincial FTE PTR : 13.5](#)

[FTE Teachers](#) *** : 16.5

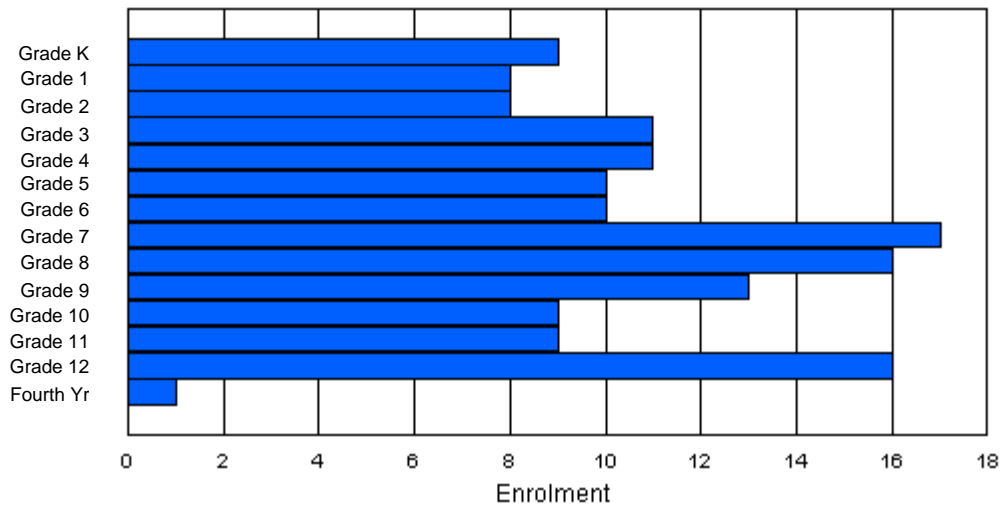
Enrolment By Age and Gender

Gender	Age																	Total
	5	6	7	8	9	10	11	12	13	14	15	16	17	18	19	20>		
Male	4	6	3	4	5	4	5	9	6	7	7	3	7	3	1	0	74	
Female	5	2	5	7	6	6	4	9	7	3	7	4	8	0	0	1	74	
Total	9	8	8	11	11	10	9	18	13	10	14	7	15	3	1	1	148	

Enrolment By Grade and Gender

Gender	Grade															Total
	K	1	2	3	4	5	6	7	8	9	10	11	12	4th		
Male	4	6	3	4	5	4	6	8	10	7	4	5	8	0	74	
Female	5	2	5	7	6	6	4	9	6	6	5	4	8	1	74	
Total	9	8	8	11	11	10	10	17	16	13	9	9	16	1	148	

Enrolment By Grade
For St. James All Grade



* Data from the 2002-2003 AGR(Enrolment/Age as of the last day in Sept./Dec.)

** Newfoundland Statistics Classification System

*** May include itinerant teachers



**School Description Report
2002-03**

District 3 - Deer Lake/Corner Brook/St. Barbe

#057 - St. Peter's Academy, Benoit's Cove

Classification: Rural Community/Western Region**
Offers Distance Education: No

Grades: K-9

Number of Grades: 10

[School FTE PTR : 12.7](#)

[District FTE PTR : 13.4](#)

[Provincial FTE PTR : 13.5](#)

[FTE Teachers](#) *** : 18.5

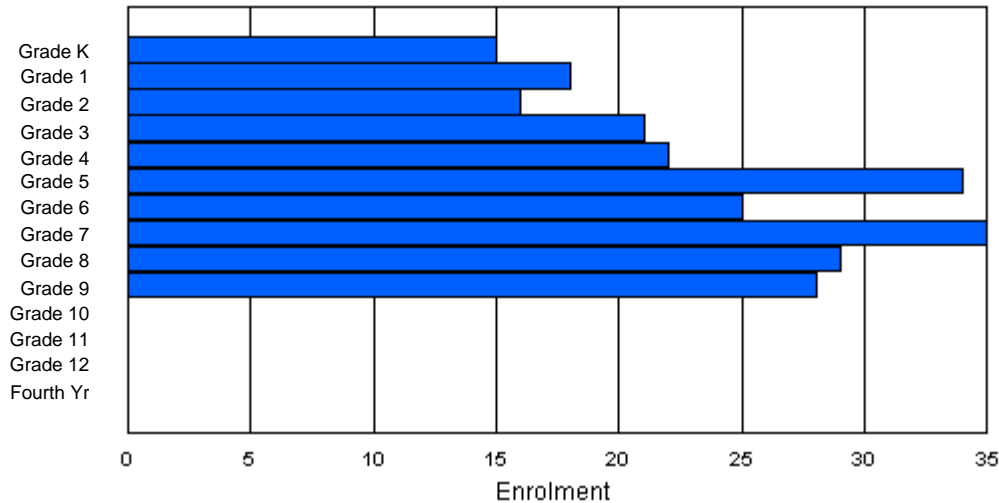
Enrolment By Age and Gender

Gender	Age																Total
	5	6	7	8	9	10	11	12	13	14	15	16	17	18	19	20>	
Male	8	7	7	11	13	15	10	13	21	9	3	0	0	0	0	0	117
Female	7	10	10	9	10	19	15	20	7	18	1	0	0	0	0	0	126
Total	15	17	17	20	23	34	25	33	28	27	4	0	0	0	0	0	243

Enrolment By Grade and Gender

Gender	Grade														Total
	K	1	2	3	4	5	6	7	8	9	10	11	12	4th	
Male	8	8	6	12	12	15	10	14	22	10	0	0	0	0	117
Female	7	10	10	9	10	19	15	21	7	18	0	0	0	0	126
Total	15	18	16	21	22	34	25	35	29	28	0	0	0	0	243

Enrolment By Grade
For St. Peter's Academy



* Data from the 2002-2003 AGR(Enrolment/Age as of the last day in Sept./Dec.)

** Newfoundland Statistics Classification System

*** May include itinerant teachers



**School Description Report
2002-03**

District 3 - Deer Lake/Corner Brook/St. Barbe

#074 - Templeton Collegiate, Gillams

Classification: Rural Community/Western Region**
Offers Distance Education: No

Grades: 7-12

Number of Grades: 6

[School FTE PTR : 14.2](#)

[District FTE PTR : 13.4](#)

[Provincial FTE PTR : 13.5](#)

[FTE Teachers](#) *** : 22.0

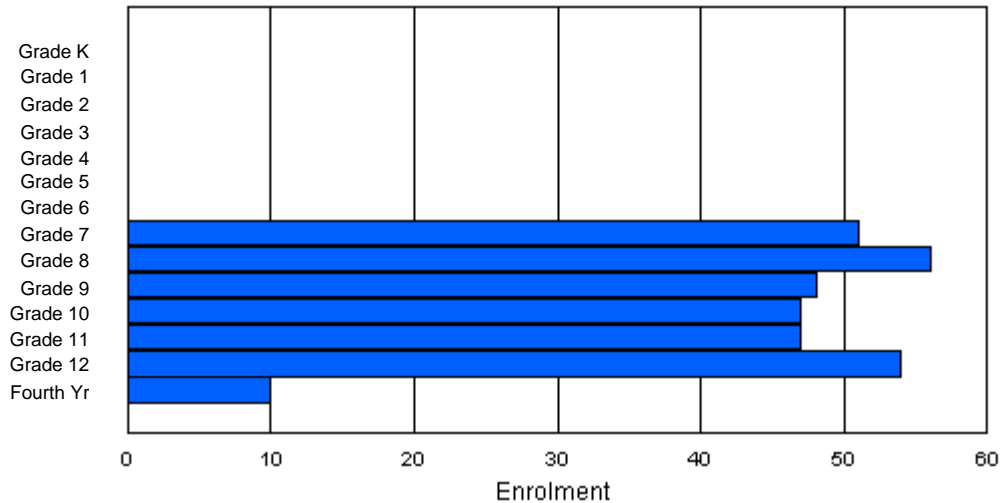
Enrolment By Age and Gender

Gender	Age																Total
	5	6	7	8	9	10	11	12	13	14	15	16	17	18	19	20>	
Male	0	0	0	0	0	0	0	23	26	16	27	20	26	6	3	1	148
Female	0	0	0	0	0	0	2	23	22	30	26	24	29	8	1	0	165
Total	0	0	0	0	0	0	2	46	48	46	53	44	55	14	4	1	313

Enrolment By Grade and Gender

Gender	Grade															Total
	K	1	2	3	4	5	6	7	8	9	10	11	12	4th		
Male	0	0	0	0	0	0	0	26	30	18	21	24	23	6	148	
Female	0	0	0	0	0	0	0	25	26	30	26	23	31	4	165	
Total	0	0	0	0	0	0	0	51	56	48	47	47	54	10	313	

Enrolment By Grade
For Templeton Collegiate



* Data from the 2002-2003 AGR(Enrolment/Age as of the last day in Sept./Dec.)

** Newfoundland Statistics Classification System

*** May include itinerant teachers



**School Description Report
2002-03**

District 3 - Deer Lake/Corner Brook/St. Barbe

#391 - Xavier Junior High, Deer Lake

Classification: Rural Community/Western Region**
Offers Distance Education: No

Grades: 7-9

Number of Grades: 3

[School FTE PTR : 14.7](#)

[District FTE PTR : 13.4](#)

[Provincial FTE PTR : 13.5](#)

[FTE Teachers](#) *** : 20.0

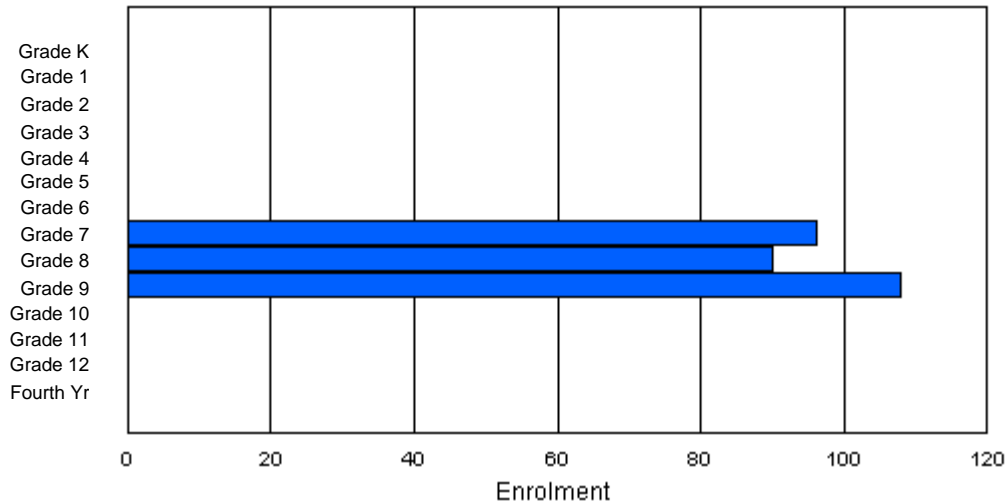
Enrolment By Age and Gender

Gender	Age																Total
	5	6	7	8	9	10	11	12	13	14	15	16	17	18	19	20>	
Male	0	0	0	0	0	0	0	42	45	44	6	0	0	0	0	0	137
Female	0	0	0	0	0	0	0	48	45	59	5	0	0	0	0	0	157
Total	0	0	0	0	0	0	0	90	90	103	11	0	0	0	0	0	294

Enrolment By Grade and Gender

Gender	Grade														Total
	K	1	2	3	4	5	6	7	8	9	10	11	12	4th	
Male	0	0	0	0	0	0	0	45	47	45	0	0	0	0	137
Female	0	0	0	0	0	0	0	51	43	63	0	0	0	0	157
Total	0	0	0	0	0	0	96	90	108	0	0	0	0	0	294

Enrolment By Grade
For Xavier Junior High



* Data from the 2002-2003 AGR(Enrolment/Age as of the last day in Sept./Dec.)

** Newfoundland Statistics Classification System

*** May include itinerant teachers



**School Description Report
2002-03**

District 4 - Cormack Trail

#091 - A. J. Matthews/St. John Central, Burgeo

Classification: Rural Community/Southern Region**
Offers Distance Education: Yes

Grades: K-12

Number of Grades: 13

[School FTE PTR : 10.9](#)

[District FTE PTR : 12.5](#)

[Provincial FTE PTR : 13.5](#)

[FTE Teachers](#) *** : 19.0

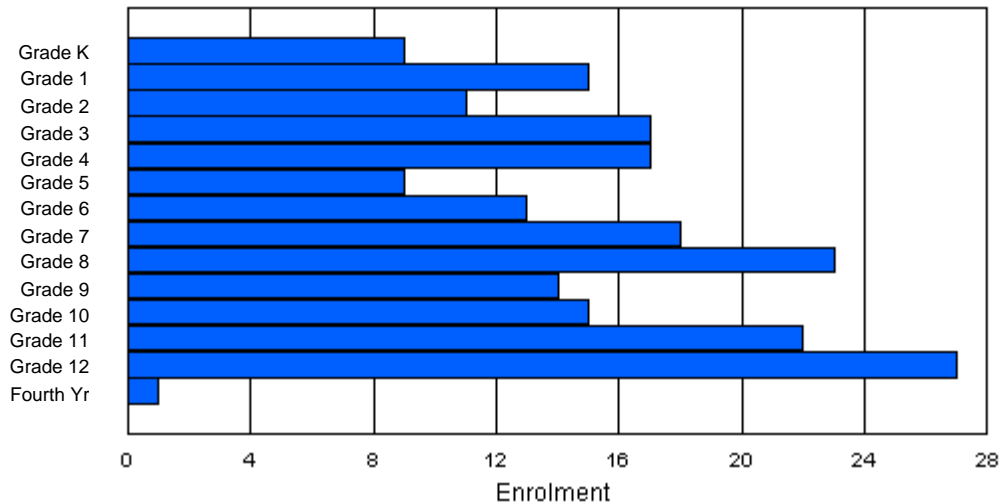
Enrolment By Age and Gender

Gender	Age																	Total
	5	6	7	8	9	10	11	12	13	14	15	16	17	18	19	20>		
Male	4	8	9	8	10	7	3	10	11	7	6	11	14	2	0	1	111	
Female	5	7	2	8	8	2	10	8	12	6	8	11	13	0	0	0	100	
Total	9	15	11	16	18	9	13	18	23	13	14	22	27	2	0	1	211	

Enrolment By Grade and Gender

Gender	Grade														Total
	K	1	2	3	4	5	6	7	8	9	10	11	12	4th	
Male	4	8	9	9	9	7	3	10	11	8	5	12	15	1	111
Female	5	7	2	8	8	2	10	8	12	6	10	10	12	0	100
Total	9	15	11	17	17	9	13	18	23	14	15	22	27	1	211

Enrolment By Grade
For A. J. Matthews/St. John Central



* Data from the 2002-2003 AGR(Enrolment/Age as of the last day in Sept./Dec.)

** Newfoundland Statistics Classification System

*** May include itinerant teachers



**School Description Report
2002-03**

District 4 - Cormack Trail

#102 - All Saints All-Grade, Grey River

Classification: Rural Community/Southern Region**
Offers Distance Education: Yes

Grades: K,2-5,8-12

Number of Grades: 10

[School FTE PTR : 5.6](#)
[District FTE PTR : 12.5](#)
[Provincial FTE PTR : 13.5](#)

[FTE Teachers](#) *** : 4.0

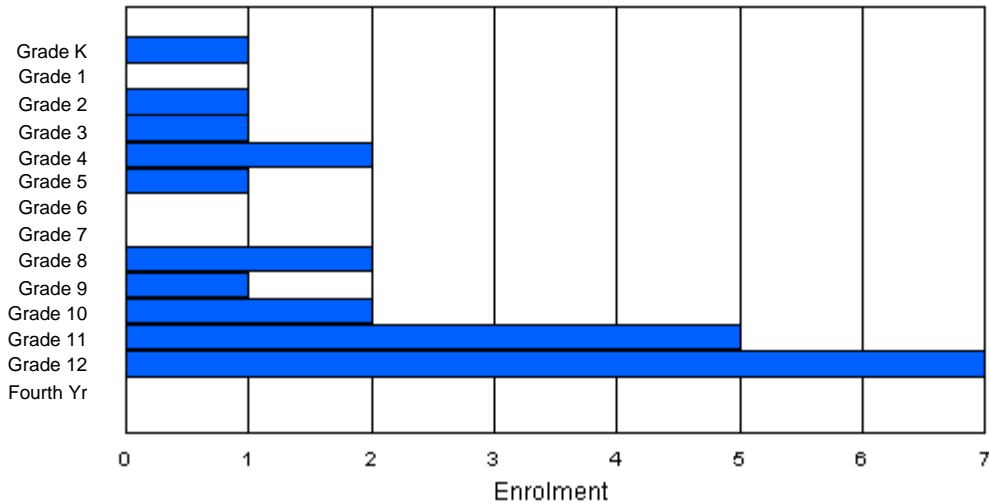
Enrolment By Age and Gender

Gender	Age																	Total
	5	6	7	8	9	10	11	12	13	14	15	16	17	18	19	20>		
Male	0	0	0	1	1	0	0	0	1	1	1	4	4	0	0	0	13	
Female	1	0	1	0	1	1	0	0	1	0	0	1	4	0	0	0	10	
Total	1	0	1	1	2	1	0	0	2	1	1	5	8	0	0	0	23	

Enrolment By Grade and Gender

Gender	Grade															Total
	K	1	2	3	4	5	6	7	8	9	10	11	12	4th		
Male	0	0	0	1	1	0	0	0	1	1	2	4	3	0	13	
Female	1	0	1	0	1	1	0	0	1	0	0	1	4	0	10	
Total	1	0	1	1	2	1	0	0	2	1	2	5	7	0	23	

Enrolment By Grade
For All Saints All-Grade



* Data from the 2002-2003 AGR(Enrolment/Age as of the last day in Sept./Dec.)

** Newfoundland Statistics Classification System

*** May include itinerant teachers



**School Description Report
2002-03**

District 4 - Cormack Trail

#116 - Appalachia High School, St. George's

Classification: Rural Community/Western Region**
Offers Distance Education: No

Grades: 9-12

Number of Grades: 4

[School FTE PTR : 14.2](#)

[District FTE PTR : 12.5](#)

[Provincial FTE PTR : 13.5](#)

[FTE Teachers](#) *** : 20.0

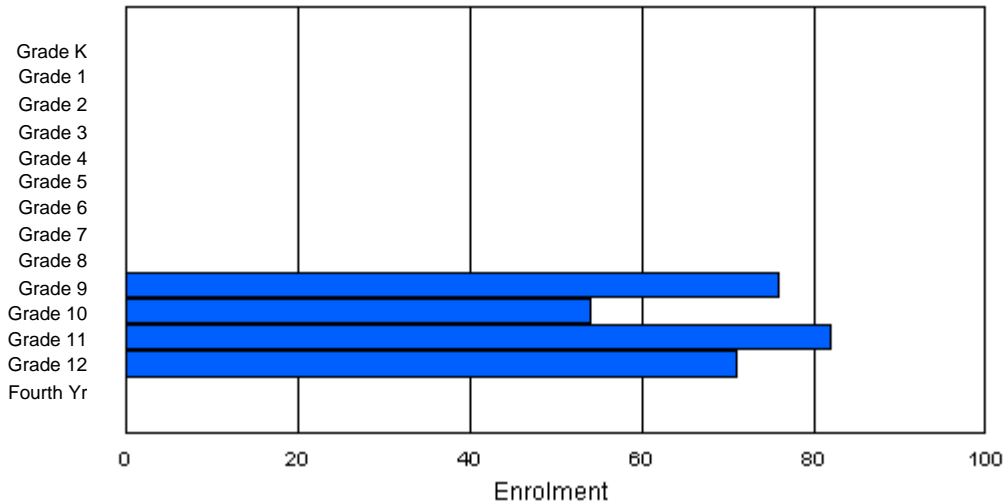
Enrolment By Age and Gender

Gender	Age																	Total
	5	6	7	8	9	10	11	12	13	14	15	16	17	18	19	20>		
Male	0	0	0	0	0	0	0	0	0	34	30	32	33	7	1	0	137	
Female	0	0	0	0	0	0	0	0	0	28	36	39	32	8	2	1	146	
Total	0	0	0	0	0	0	0	0	0	62	66	71	65	15	3	1	283	

Enrolment By Grade and Gender

Gender	Grade															Total
	K	1	2	3	4	5	6	7	8	9	10	11	12	4th		
Male	0	0	0	0	0	0	0	0	0	38	28	39	32	0	137	
Female	0	0	0	0	0	0	0	0	0	38	26	43	39	0	146	
Total	0	0	0	0	0	0	0	0	0	76	54	82	71	0	283	

Enrolment By Grade
For Appalachia High School



* Data from the 2002-2003 AGR(Enrolment/Age as of the last day in Sept./Dec.)

** Newfoundland Statistics Classification System

*** May include itinerant teachers



**School Description Report
2002-03**

District 4 - Cormack Trail

#397 - Belanger Memorial School, Upper Ferry

Classification: Rural Community/Western Region**
Offers Distance Education: Yes

Grades: K-12

Number of Grades: 13

[School FTE PTR : 10.8](#)

[District FTE PTR : 12.5](#)

[Provincial FTE PTR : 13.5](#)

[FTE Teachers](#) *** : 22.3

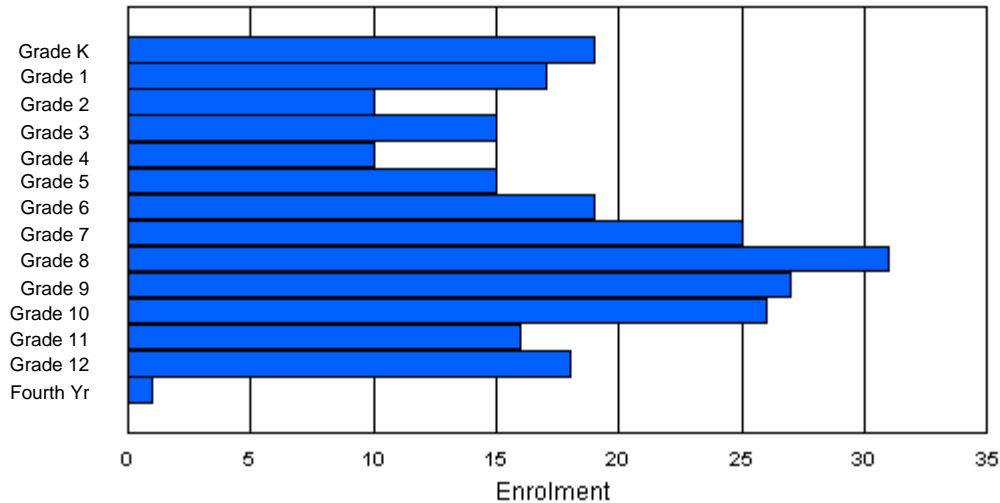
Enrolment By Age and Gender

Gender	Age																	Total
	5	6	7	8	9	10	11	12	13	14	15	16	17	18	19	20>		
Male	11	7	7	4	4	7	9	14	14	15	14	11	6	5	0	0	128	
Female	8	9	3	11	8	6	11	9	14	10	11	7	12	2	0	0	121	
Total	19	16	10	15	12	13	20	23	28	25	25	18	18	7	0	0	249	

Enrolment By Grade and Gender

Gender	Grade															Total
	K	1	2	3	4	5	6	7	8	9	10	11	12	4th		
Male	11	8	6	4	3	9	9	15	15	16	16	10	5	1	128	
Female	8	9	4	11	7	6	10	10	16	11	10	6	13	0	121	
Total	19	17	10	15	10	15	19	25	31	27	26	16	18	1	249	

Enrolment By Grade
For Belanger Memorial School



* Data from the 2002-2003 AGR(Enrolment/Age as of the last day in Sept./Dec.)

** Newfoundland Statistics Classification System

*** May include itinerant teachers



**School Description Report
2002-03**

District 4 - Cormack Trail

#395 - Cassidy Memorial Elementary School, St. Fintan's

Classification: Rural Community/Western Region**
Offers Distance Education: No

Grades: K-6

Number of Grades: 7

[School FTE PTR : 9.6](#)

[District FTE PTR : 12.5](#)

[Provincial FTE PTR : 13.5](#)

[FTE Teachers](#) *** : 9.8

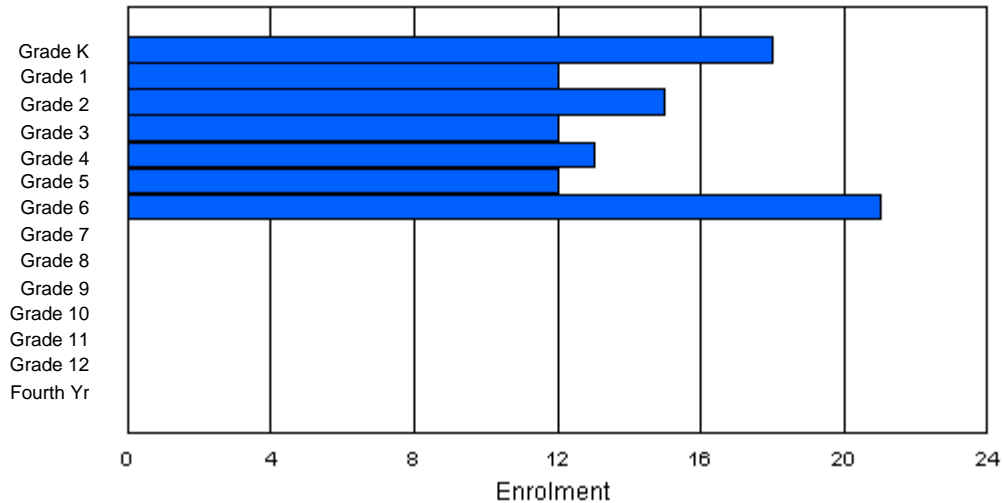
Enrolment By Age and Gender

Gender	Age																	Total
	5	6	7	8	9	10	11	12	13	14	15	16	17	18	19	20>		
Male	8	6	9	8	6	6	8	2	0	0	0	0	0	0	0	0	53	
Female	9	7	5	4	7	7	11	0	0	0	0	0	0	0	0	0	50	
Total	17	13	14	12	13	13	19	2	0	0	0	0	0	0	0	0	103	

Enrolment By Grade and Gender

Gender	Grade															Total
	K	1	2	3	4	5	6	7	8	9	10	11	12	4th		
Male	8	6	9	9	6	5	10	0	0	0	0	0	0	0	53	
Female	10	6	6	3	7	7	11	0	0	0	0	0	0	0	50	
Total	18	12	15	12	13	12	21	0	0	0	0	0	0	0	103	

Enrolment By Grade
For Cassidy Memorial Elementary School



* Data from the 2002-2003 AGR(Enrolment/Age as of the last day in Sept./Dec.)

** Newfoundland Statistics Classification System

*** May include itinerant teachers



**School Description Report
2002-03**

District 4 - Cormack Trail

#104 - Douglas Academy, La Poile

Classification: Rural Community/Southern Region**
Offers Distance Education: Yes

Grades: K,3,7-10

Number of Grades: 6

[School FTE PTR : 5.2](#)
[District FTE PTR : 12.5](#)
[Provincial FTE PTR : 13.5](#)

[FTE Teachers](#) *** : 2.5

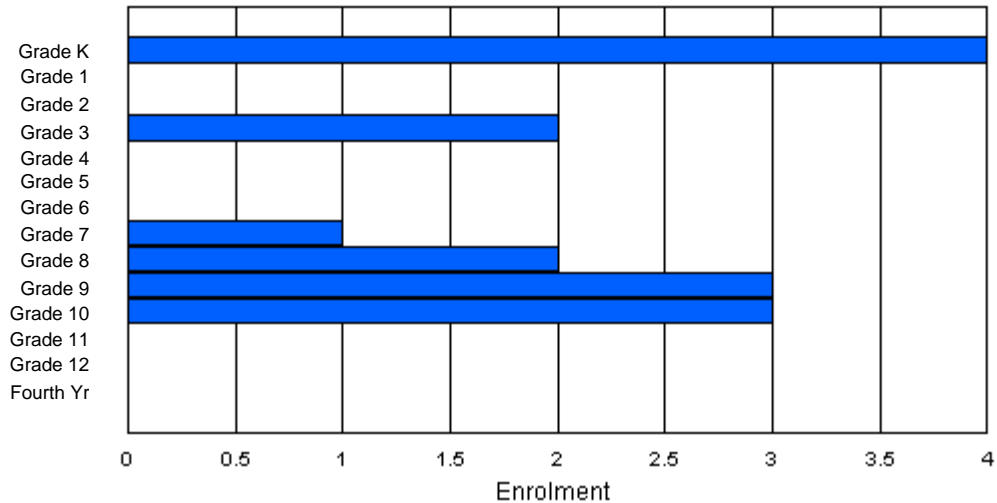
Enrolment By Age and Gender

Gender	Age																	Total
	5	6	7	8	9	10	11	12	13	14	15	16	17	18	19	20>		
Male	1	0	0	1	0	0	0	1	2	1	1	1	0	0	0	0	8	
Female	3	0	0	1	0	0	0	0	0	2	1	0	0	0	0	0	7	
Total	4	0	0	2	0	0	0	1	2	3	2	1	0	0	0	0	15	

Enrolment By Grade and Gender

Gender	Grade															Total
	K	1	2	3	4	5	6	7	8	9	10	11	12	4th		
Male	1	0	0	1	0	0	0	1	2	1	2	0	0	0	8	
Female	3	0	0	1	0	0	0	0	0	2	1	0	0	0	7	
Total	4	0	0	2	0	0	0	1	2	3	3	0	0	0	15	

Enrolment By Grade
For Douglas Academy



* Data from the 2002-2003 AGR(Enrolment/Age as of the last day in Sept./Dec.)

** Newfoundland Statistics Classification System

*** May include itinerant teachers



**School Description Report
2002-03**

District 4 - Cormack Trail

#394 - E.A. Butler, McKay's

Classification: Rural Community/Western Region**
Offers Distance Education: Yes

Grades: 7-12

Number of Grades: 6

[School FTE PTR : 11.6](#)
[District FTE PTR : 12.5](#)
[Provincial FTE PTR : 13.5](#)

[FTE Teachers](#) *** : 11.0

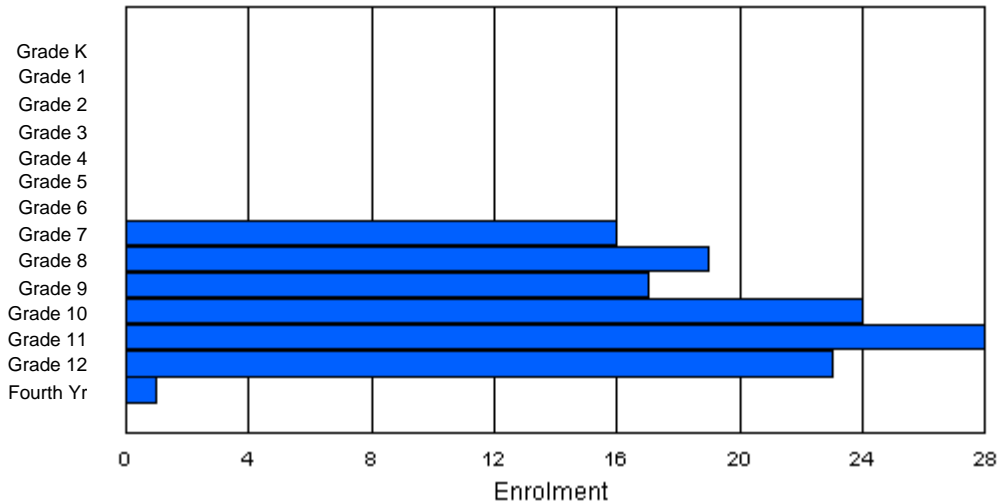
Enrolment By Age and Gender

Gender	Age																	Total
	5	6	7	8	9	10	11	12	13	14	15	16	17	18	19	20>		
Male	0	0	0	0	0	0	0	9	9	11	11	14	14	2	0	1	71	
Female	0	0	0	0	0	0	0	6	5	11	10	10	13	0	2	0	57	
Total	0	0	0	0	0	0	0	15	14	22	21	24	27	2	2	1	128	

Enrolment By Grade and Gender

Gender	Grade															Total
	K	1	2	3	4	5	6	7	8	9	10	11	12	4th		
Male	0	0	0	0	0	0	0	10	12	8	17	12	12	0	71	
Female	0	0	0	0	0	0	0	6	7	9	7	16	11	1	57	
Total	0	0	0	0	0	0	0	16	19	17	24	28	23	1	128	

Enrolment By Grade
For E.A. Butler



* Data from the 2002-2003 AGR(Enrolment/Age as of the last day in Sept./Dec.)

** Newfoundland Statistics Classification System

*** May include itinerant teachers



**School Description Report
2002-03**

District 4 - Cormack Trail

#101 - Grand Bruit AG, Grand Bruit

Classification: Rural Community/Southern Region**
Offers Distance Education: No

Grades: 5

Number of Grades: 1

[School FTE PTR : 2.0](#)
[District FTE PTR : 12.5](#)
[Provincial FTE PTR : 13.5](#)

[FTE Teachers](#) *** : 1.0

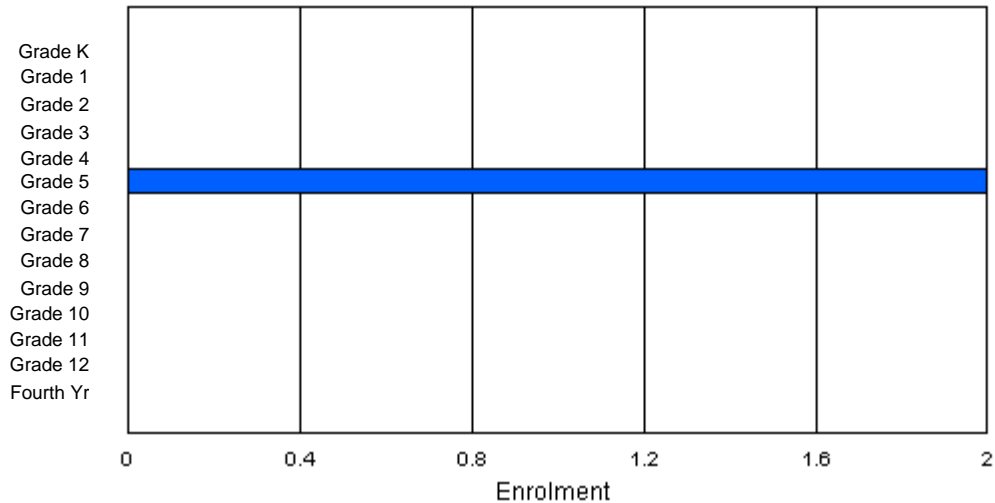
Enrolment By Age and Gender

Gender	Age																	Total
	5	6	7	8	9	10	11	12	13	14	15	16	17	18	19	20>		
Male	0	0	0	0	0	0	1	0	0	0	0	0	0	0	0	0	1	
Female	0	0	0	0	0	0	1	0	0	0	0	0	0	0	0	0	1	
Total	0	0	0	0	0	0	2	0	0	0	0	0	0	0	0	0	2	

Enrolment By Grade and Gender

Gender	Grade															Total
	K	1	2	3	4	5	6	7	8	9	10	11	12	4th		
Male	0	0	0	0	0	1	0	0	0	0	0	0	0	0	1	
Female	0	0	0	0	0	1	0	0	0	0	0	0	0	0	1	
Total	0	0	0	0	0	2	0	0	0	0	0	0	0	0	2	

Enrolment By Grade
For Grand Bruit AG



* Data from the 2002-2003 AGR(Enrolment/Age as of the last day in Sept./Dec.)

** Newfoundland Statistics Classification System

*** May include itinerant teachers



**School Description Report
2002-03**

District 4 - Cormack Trail

#092 - Grandy's River Collegiate, Burnt Islands

Classification: Rural Community/Southern Region**
Offers Distance Education: Yes

Grades: K-12

Number of Grades: 13

[School FTE PTR : 10.4](#)
[District FTE PTR : 12.5](#)
[Provincial FTE PTR : 13.5](#)

[FTE Teachers](#) *** : 20.0

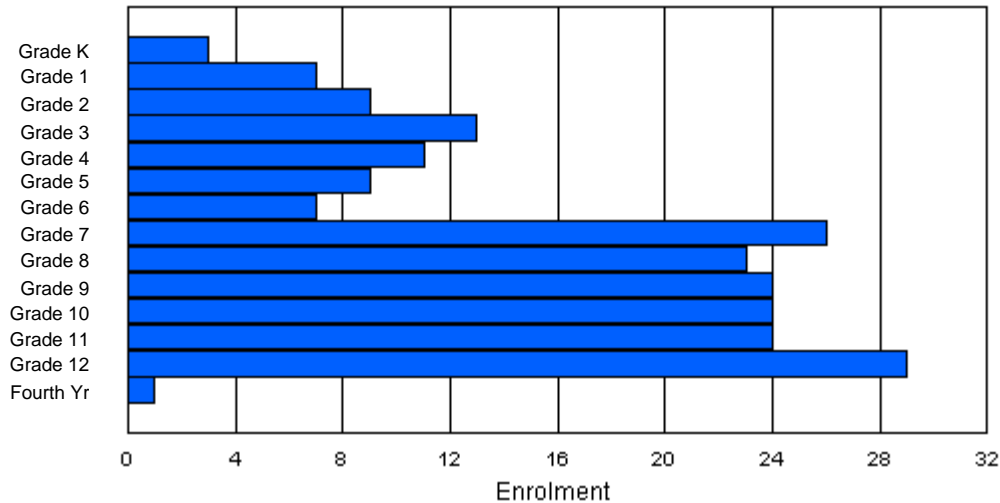
Enrolment By Age and Gender

Gender	Age																Total
	5	6	7	8	9	10	11	12	13	14	15	16	17	18	19	20>	
Male	2	6	5	7	6	5	6	14	10	11	13	6	11	3	1	0	106
Female	1	1	3	7	4	5	1	11	13	12	18	9	19	0	0	0	104
Total	3	7	8	14	10	10	7	25	23	23	31	15	30	3	1	0	210

Enrolment By Grade and Gender

Gender	Grade														Total
	K	1	2	3	4	5	6	7	8	9	10	11	12	4th	
Male	2	6	5	7	7	4	6	15	10	12	9	12	11	0	106
Female	1	1	4	6	4	5	1	11	13	12	15	12	18	1	104
Total	3	7	9	13	11	9	7	26	23	24	24	24	29	1	210

Enrolment By Grade
For Grandy's River Collegiate



* Data from the 2002-2003 AGR(Enrolment/Age as of the last day in Sept./Dec.)

** Newfoundland Statistics Classification System

*** May include itinerant teachers



**School Description Report
2002-03**

District 4 - Cormack Trail

#103 - LeGallais Memorial, Isle aux Morts

Classification: Rural Community/Southern Region**
Offers Distance Education: No

Grades: K-9

Number of Grades: 10

[School FTE PTR : 8.3](#)
[District FTE PTR : 12.5](#)
[Provincial FTE PTR : 13.5](#)

[FTE Teachers](#) *** : 9.0

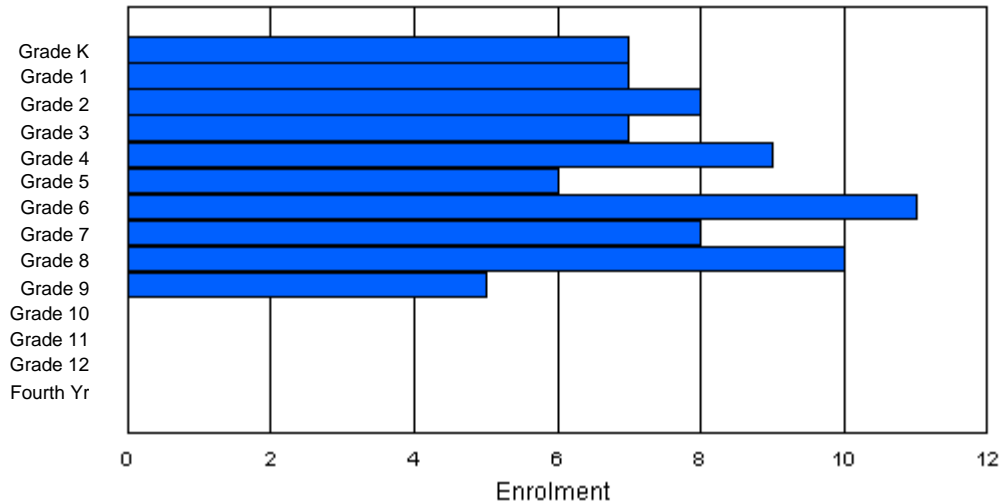
Enrolment By Age and Gender

Gender	Age																Total
	5	6	7	8	9	10	11	12	13	14	15	16	17	18	19	20>	
Male	4	4	7	2	6	3	6	4	6	3	0	0	0	0	0	0	45
Female	3	3	1	4	4	3	3	6	3	3	0	0	0	0	0	0	33
Total	7	7	8	6	10	6	9	10	9	6	0	0	0	0	0	0	78

Enrolment By Grade and Gender

Gender	Grade														Total
	K	1	2	3	4	5	6	7	8	9	10	11	12	4th	
Male	4	4	7	2	6	3	7	3	6	3	0	0	0	0	45
Female	3	3	1	5	3	3	4	5	4	2	0	0	0	0	33
Total	7	7	8	7	9	6	11	8	10	5	0	0	0	0	78

Enrolment By Grade
For LeGallais Memorial



* Data from the 2002-2003 AGR(Enrolment/Age as of the last day in Sept./Dec.)

** Newfoundland Statistics Classification System

*** May include itinerant teachers



**School Description Report
2002-03**

District 4 - Cormack Trail

#106 - Our Lady of Lourdes Elementary, Lourdes

Classification: Rural Community/Western Region**
Offers Distance Education: No

Grades: K-8

Number of Grades: 9

[School FTE PTR : 12.6](#)

[District FTE PTR : 12.5](#)

[Provincial FTE PTR : 13.5](#)

[FTE Teachers](#) *** : 22.0

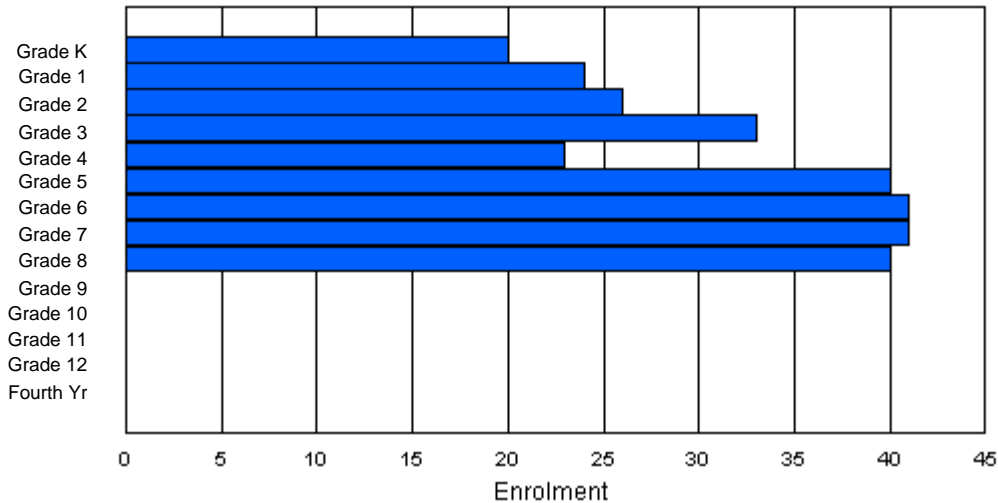
Enrolment By Age and Gender

Gender	Age																Total
	5	6	7	8	9	10	11	12	13	14	15	16	17	18	19	20>	
Male	9	12	12	16	14	21	21	24	21	3	0	0	0	0	0	0	153
Female	9	13	15	16	10	17	17	19	17	2	0	0	0	0	0	0	135
Total	18	25	27	32	24	38	38	43	38	5	0	0	0	0	0	0	288

Enrolment By Grade and Gender

Gender	Grade														Total
	K	1	2	3	4	5	6	7	8	9	10	11	12	4th	
Male	11	11	11	16	14	22	22	25	21	0	0	0	0	0	153
Female	9	13	15	17	9	18	19	16	19	0	0	0	0	0	135
Total	20	24	26	33	23	40	41	41	40	0	0	0	0	0	288

Enrolment By Grade
For Our Lady of Lourdes Elementary



* Data from the 2002-2003 AGR(Enrolment/Age as of the last day in Sept./Dec.)

** Newfoundland Statistics Classification System

*** May include itinerant teachers



**School Description Report
2002-03**

District 4 - Cormack Trail

#115 - Our Lady of Mercy Elementary, St. George's

Classification: Rural Community/Western Region**
Offers Distance Education: No

Grades: K-8

Number of Grades: 9

[School FTE PTR : 13.7](#)

[District FTE PTR : 12.5](#)

[Provincial FTE PTR : 13.5](#)

[FTE Teachers](#) *** : 16.5

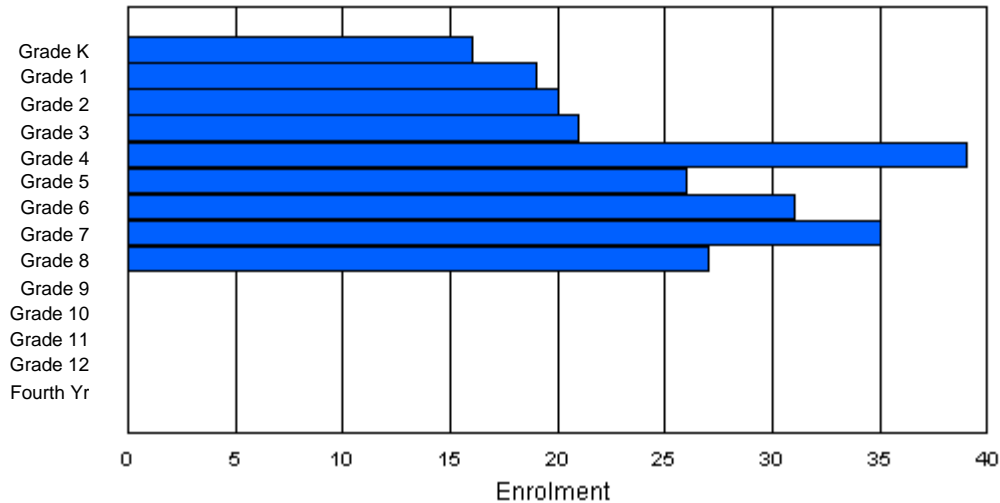
Enrolment By Age and Gender

Gender	Age																	Total
	5	6	7	8	9	10	11	12	13	14	15	16	17	18	19	20>		
Male	10	10	13	14	19	16	12	15	15	2	0	0	0	0	0	0	126	
Female	6	9	7	7	15	15	18	17	14	0	0	0	0	0	0	0	108	
Total	16	19	20	21	34	31	30	32	29	2	0	0	0	0	0	0	234	

Enrolment By Grade and Gender

Gender	Grade															Total
	K	1	2	3	4	5	6	7	8	9	10	11	12	4th		
Male	10	11	12	14	21	14	12	16	16	0	0	0	0	0	126	
Female	6	8	8	7	18	12	19	19	11	0	0	0	0	0	108	
Total	16	19	20	21	39	26	31	35	27	0	0	0	0	0	234	

Enrolment By Grade
For Our Lady of Mercy Elementary



* Data from the 2002-2003 AGR(Enrolment/Age as of the last day in Sept./Dec.)

** Newfoundland Statistics Classification System

*** May include itinerant teachers



**School Description Report
2002-03**

District 4 - Cormack Trail

#096 - Our Lady of the Cape School, Cape St. George

Classification: Rural Community/Western Region**
Offers Distance Education: No

Grades: K-8

Number of Grades: 9

[School FTE PTR : 8.3](#)
[District FTE PTR : 12.5](#)
[Provincial FTE PTR : 13.5](#)

[FTE Teachers](#) *** : 10.0

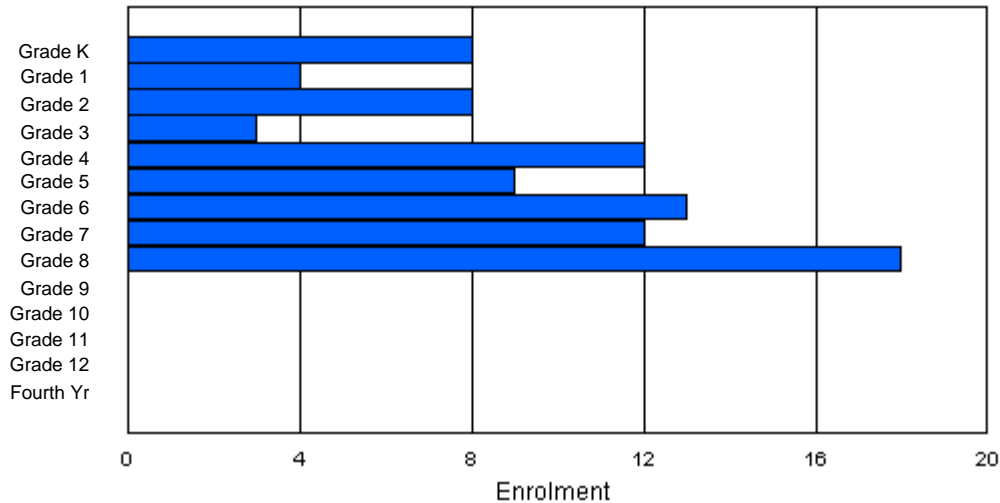
Enrolment By Age and Gender

Gender	Age																	Total
	5	6	7	8	9	10	11	12	13	14	15	16	17	18	19	20>		
Male	4	3	5	2	4	5	6	5	6	1	0	0	0	0	0	0	41	
Female	3	1	2	2	9	4	6	7	12	0	0	0	0	0	0	0	46	
Total	7	4	7	4	13	9	12	12	18	1	0	0	0	0	0	0	87	

Enrolment By Grade and Gender

Gender	Grade															Total
	K	1	2	3	4	5	6	7	8	9	10	11	12	4th		
Male	5	3	5	1	4	5	7	5	6	0	0	0	0	0	41	
Female	3	1	3	2	8	4	6	7	12	0	0	0	0	0	46	
Total	8	4	8	3	12	9	13	12	18	0	0	0	0	0	87	

Enrolment By Grade
For Our Lady of the Cape School



* Data from the 2002-2003 AGR(Enrolment/Age as of the last day in Sept./Dec.)

** Newfoundland Statistics Classification System

*** May include itinerant teachers



**School Description Report
2002-03**

District 4 - Cormack Trail

#463 - Pathfinder/Directions Alternative School, Stephenville

Classification: Urban Community/Western Region**
Offers Distance Education: Yes

Grades: 8-12

Number of Grades: 5

[School FTE PTR : 3.2](#)
[District FTE PTR : 12.5](#)
[Provincial FTE PTR : 13.5](#)

[FTE Teachers](#) *** : 6.0

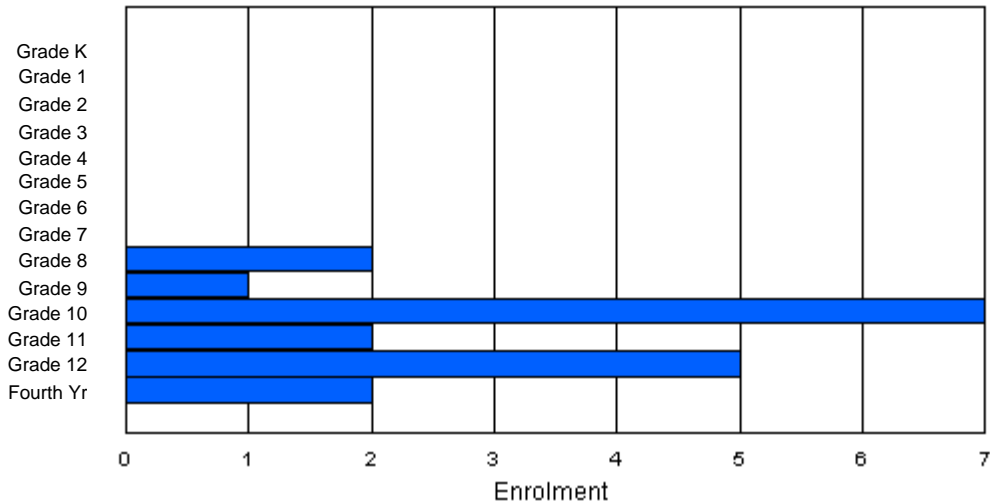
Enrolment By Age and Gender

Gender	Age																	Total
	5	6	7	8	9	10	11	12	13	14	15	16	17	18	19	20>		
Male	0	0	0	0	0	0	0	0	2	0	3	1	1	2	2	0	11	
Female	0	0	0	0	0	0	0	0	0	0	1	1	0	3	2	1	8	
Total	0	0	0	0	0	0	0	0	2	0	4	2	1	5	4	1	19	

Enrolment By Grade and Gender

Gender	Grade															Total
	K	1	2	3	4	5	6	7	8	9	10	11	12	4th		
Male	0	0	0	0	0	0	0	0	2	1	4	0	3	1	11	
Female	0	0	0	0	0	0	0	0	0	0	3	2	2	1	8	
Total	0	0	0	0	0	0	0	0	2	1	7	2	5	2	19	

Enrolment By Grade
For Pathfinder/Directions Alternative School



* Data from the 2002-2003 AGR(Enrolment/Age as of the last day in Sept./Dec.)

** Newfoundland Statistics Classification System

*** May include itinerant teachers



**School Description Report
2002-03**

District 4 - Cormack Trail

#110 - Piccadilly Central High, Piccadilly

Classification: Rural Community/Western Region**
Offers Distance Education: No

Grades: 9-12

Number of Grades: 4

[School FTE PTR : 14.0](#)

[District FTE PTR : 12.5](#)

[Provincial FTE PTR : 13.5](#)

[FTE Teachers](#) *** : 17.5

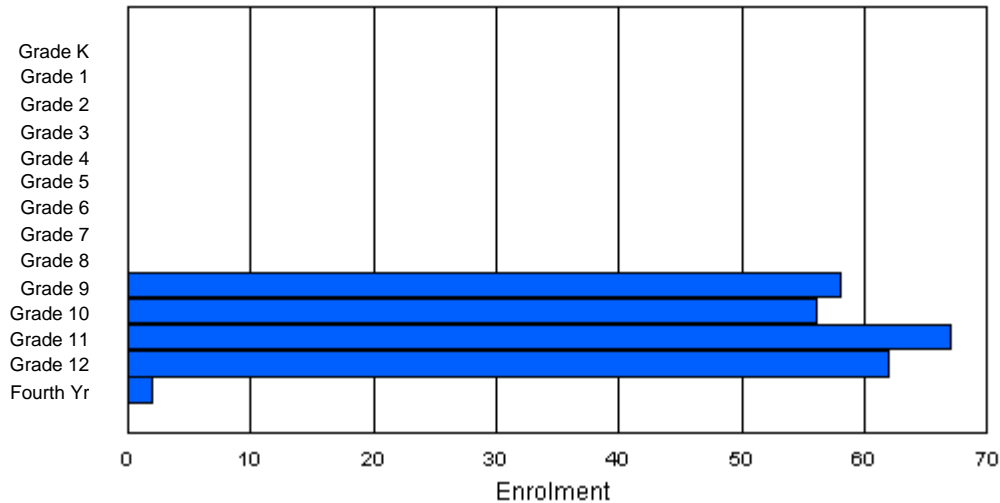
Enrolment By Age and Gender

Gender	Age																	Total
	5	6	7	8	9	10	11	12	13	14	15	16	17	18	19	20>		
Male	0	0	0	0	0	0	0	0	0	21	20	27	40	7	2	0	117	
Female	0	0	0	0	0	0	0	0	0	29	33	31	28	6	1	0	128	
Total	0	0	0	0	0	0	0	0	0	50	53	58	68	13	3	0	245	

Enrolment By Grade and Gender

Gender	Grade															Total
	K	1	2	3	4	5	6	7	8	9	10	11	12	4th		
Male	0	0	0	0	0	0	0	0	0	29	22	34	31	1	117	
Female	0	0	0	0	0	0	0	0	0	29	34	33	31	1	128	
Total	0	0	0	0	0	0	0	0	0	58	56	67	62	2	245	

Enrolment By Grade
For Piccadilly Central High



* Data from the 2002-2003 AGR(Enrolment/Age as of the last day in Sept./Dec.)

** Newfoundland Statistics Classification System

*** May include itinerant teachers



School Description Report 2002-03

District 4 - Cormack Trail

#113 - St. Boniface All Grade, Ramea

Classification: Rural Community/Southern Region**
Offers Distance Education: Yes

Grades: K-12

Number of Grades: 13

[School FTE PTR : 8.3](#)
[District FTE PTR : 12.5](#)
[Provincial FTE PTR : 13.5](#)

[FTE Teachers](#) *** : 10.0

Enrolment By Age and Gender

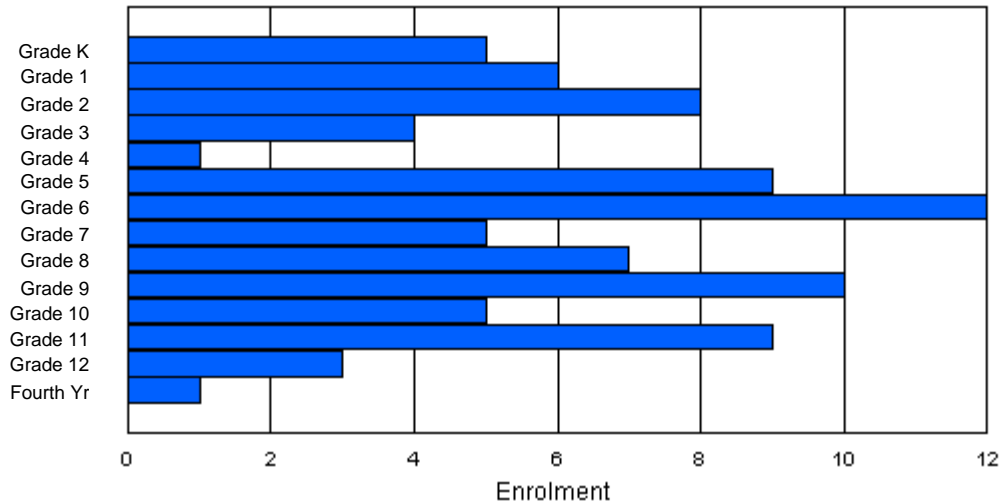
Gender	Age																	Total
	5	6	7	8	9	10	11	12	13	14	15	16	17	18	19	20>		
Male	3	3	1	2	1	5	5	5	2	6	1	7	1	1	0	0	43	
Female	2	3	7	2	0	4	7	0	5	4	3	3	2	0	0	0	42	
Total	5	6	8	4	1	9	12	5	7	10	4	10	3	1	0	0	85	

Enrolment By Grade and Gender

Gender	Grade															Total
	K	1	2	3	4	5	6	7	8	9	10	11	12	4th		
Male	3	3	1	2	1	5	5	5	2	6	2	6	1	1	43	
Female	2	3	7	2	0	4	7	0	5	4	3	3	2	0	42	
Total	5	6	8	4	1	9	12	5	7	10	5	9	3	1	85	

Enrolment By Grade

For St. Boniface All Grade



* Data from the 2002-2003 AGR(Enrolment/Age as of the last day in Sept./Dec.)

** Newfoundland Statistics Classification System

*** May include itinerant teachers



**School Description Report
2002-03**

District 4 - Cormack Trail

#097 - St. James Elementary, Channel-Port Aux Basq

Classification: Rural Community/Southern Region**
Offers Distance Education: No

Grades: K-6

Number of Grades: 7

[School FTE PTR : 13.0](#)

[District FTE PTR : 12.5](#)

[Provincial FTE PTR : 13.5](#)

[FTE Teachers](#) *** : 27.0

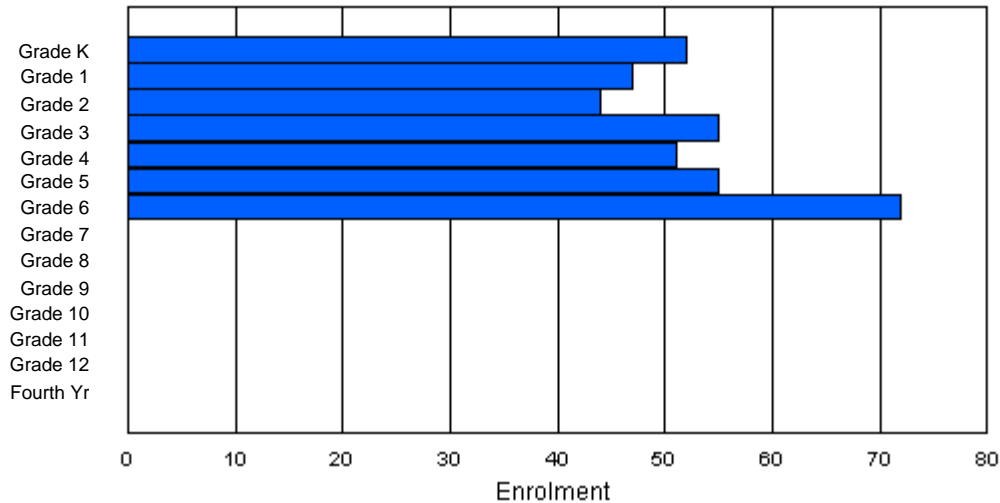
Enrolment By Age and Gender

Gender	Age																Total
	5	6	7	8	9	10	11	12	13	14	15	16	17	18	19	20>	
Male	25	27	16	30	30	27	35	3	1	0	0	0	0	0	0	0	194
Female	26	21	24	28	19	30	34	0	0	0	0	0	0	0	0	0	182
Total	51	48	40	58	49	57	69	3	1	0	0	0	0	0	0	0	376

Enrolment By Grade and Gender

Gender	Grade														Total
	K	1	2	3	4	5	6	7	8	9	10	11	12	4th	
Male	26	26	19	28	30	27	38	0	0	0	0	0	0	0	194
Female	26	21	25	27	21	28	34	0	0	0	0	0	0	0	182
Total	52	47	44	55	51	55	72	0	0	0	0	0	0	0	376

Enrolment By Grade
For St. James Elementary



* Data from the 2002-2003 AGR(Enrolment/Age as of the last day in Sept./Dec.)

** Newfoundland Statistics Classification System

*** May include itinerant teachers



**School Description Report
2002-03**

District 4 - Cormack Trail

#098 - St. James Junior High, Channel-Port Aux Basq

Classification: Rural Community/Southern Region**
Offers Distance Education: No

Grades: 7-9

Number of Grades: 3

[School FTE PTR : 13.9](#)

[District FTE PTR : 12.5](#)

[Provincial FTE PTR : 13.5](#)

[FTE Teachers](#) *** : 14.0

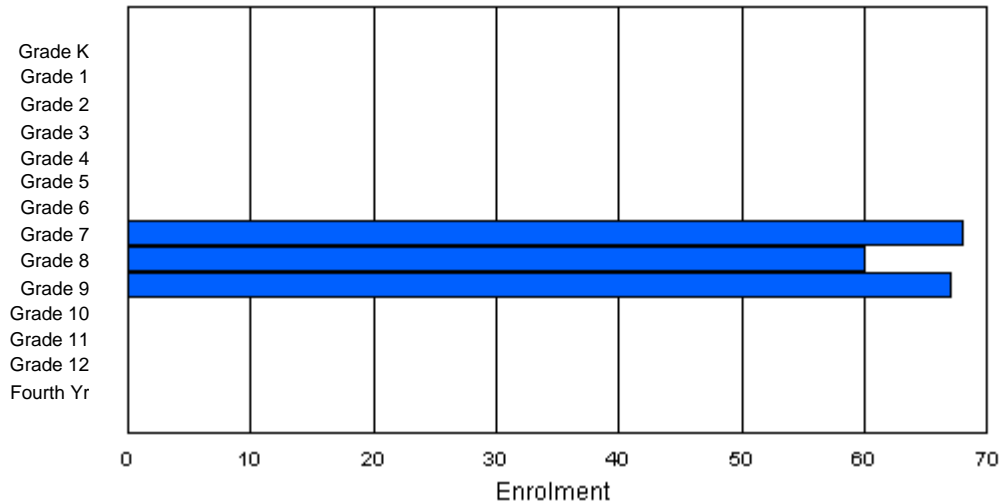
Enrolment By Age and Gender

Gender	Age																Total
	5	6	7	8	9	10	11	12	13	14	15	16	17	18	19	20>	
Male	0	0	0	0	0	0	0	27	33	33	1	0	0	0	0	0	94
Female	0	0	0	0	0	0	0	36	27	36	2	0	0	0	0	0	101
Total	0	0	0	0	0	0	0	63	60	69	3	0	0	0	0	0	195

Enrolment By Grade and Gender

Gender	Grade														Total
	K	1	2	3	4	5	6	7	8	9	10	11	12	4th	
Male	0	0	0	0	0	0	0	30	34	30	0	0	0	0	94
Female	0	0	0	0	0	0	0	38	26	37	0	0	0	0	101
Total	0	0	0	0	0	0	0	68	60	67	0	0	0	0	195

Enrolment By Grade
For St. James Junior High



* Data from the 2002-2003 AGR(Enrolment/Age as of the last day in Sept./Dec.)

** Newfoundland Statistics Classification System

*** May include itinerant teachers



**School Description Report
2002-03**

District 4 - Cormack Trail

#099 - St. James Regional High School, Channel-Port Aux Basq

Classification: Rural Community/Southern Region**
Offers Distance Education: No

Grades: 10-12

Number of Grades: 3

[School FTE PTR : 14.5](#)

[District FTE PTR : 12.5](#)

[Provincial FTE PTR : 13.5](#)

[FTE Teachers](#) *** : 16.0

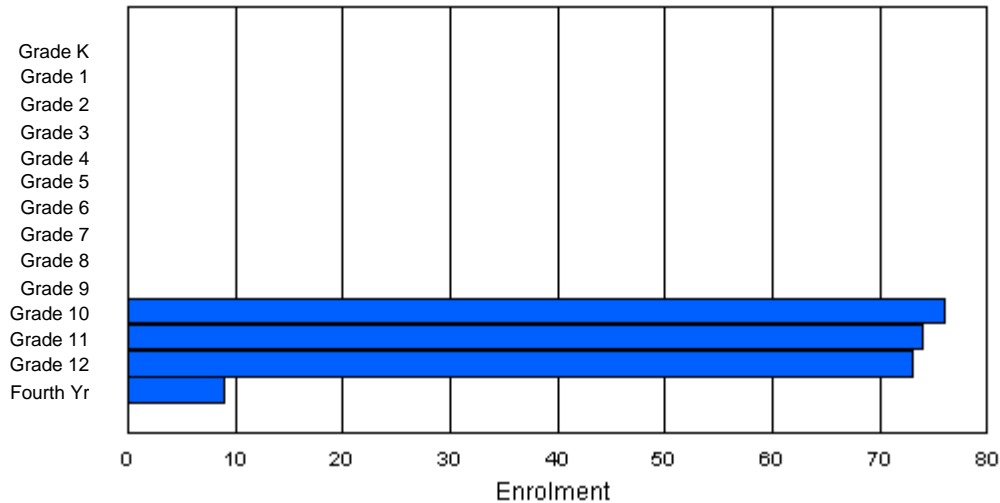
Enrolment By Age and Gender

Gender	Age																	Total
	5	6	7	8	9	10	11	12	13	14	15	16	17	18	19	20>		
Male	0	0	0	0	0	0	0	0	0	0	29	39	48	9	3	0	128	
Female	0	0	0	0	0	0	0	0	0	1	25	34	38	5	1	0	104	
Total	0	0	0	0	0	0	0	0	0	1	54	73	86	14	4	0	232	

Enrolment By Grade and Gender

Gender	Grade															Total
	K	1	2	3	4	5	6	7	8	9	10	11	12	4th		
Male	0	0	0	0	0	0	0	0	0	0	41	41	42	4	128	
Female	0	0	0	0	0	0	0	0	0	0	35	33	31	5	104	
Total	0	0	0	0	0	0	0	0	0	0	76	74	73	9	232	

Enrolment By Grade
For St. James Regional High School



* Data from the 2002-2003 AGR(Enrolment/Age as of the last day in Sept./Dec.)

** Newfoundland Statistics Classification System

*** May include itinerant teachers



**School Description Report
2002-03**

District 4 - Cormack Trail

#114 - St. Michael's Elementary, Rose Blanche

Classification: Rural Community/Southern Region**
Offers Distance Education: No

Grades: K-6

Number of Grades: 7

[School FTE PTR : 7.8](#)

[District FTE PTR : 12.5](#)

[Provincial FTE PTR : 13.5](#)

[FTE Teachers](#) *** : 4.0

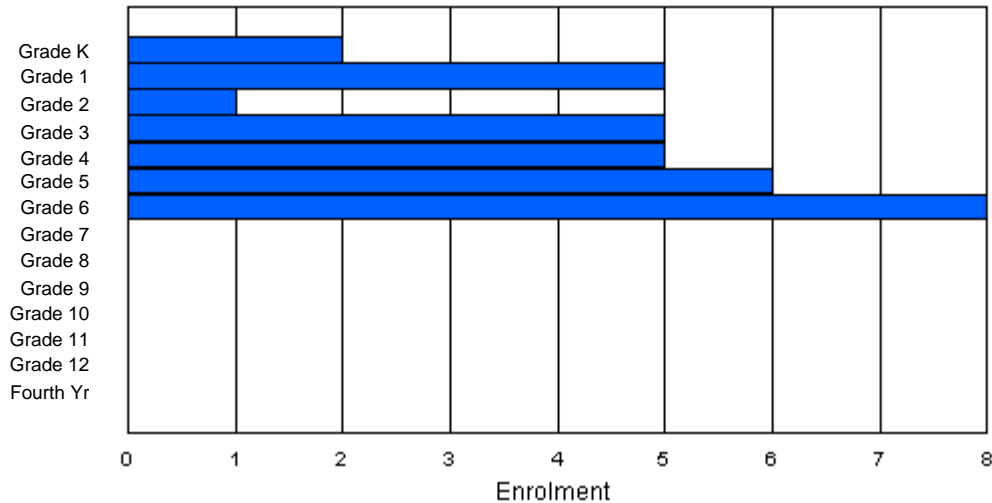
Enrolment By Age and Gender

Gender	Age																	Total
	5	6	7	8	9	10	11	12	13	14	15	16	17	18	19	20>		
Male	2	2	1	3	3	2	6	2	0	0	0	0	0	0	0	0	21	
Female	0	3	0	2	2	4	0	0	0	0	0	0	0	0	0	0	11	
Total	2	5	1	5	5	6	6	2	0	0	0	0	0	0	0	0	32	

Enrolment By Grade and Gender

Gender	Grade															Total
	K	1	2	3	4	5	6	7	8	9	10	11	12	4th		
Male	2	2	1	3	3	2	8	0	0	0	0	0	0	0	21	
Female	0	3	0	2	2	4	0	0	0	0	0	0	0	0	11	
Total	2	5	1	5	5	6	8	0	0	0	0	0	0	0	32	

Enrolment By Grade
For St. Michael's Elementary



* Data from the 2002-2003 AGR(Enrolment/Age as of the last day in Sept./Dec.)

** Newfoundland Statistics Classification System

*** May include itinerant teachers



**School Description Report
2002-03**

District 4 - Cormack Trail

#123 - St. Michael's School, Stephenville Crossing

Classification: Rural Community/Western Region**
Offers Distance Education: No

Grades: K-8

Number of Grades: 9

[School FTE PTR : 12.8](#)

[District FTE PTR : 12.5](#)

[Provincial FTE PTR : 13.5](#)

[FTE Teachers](#) *** : 22.0

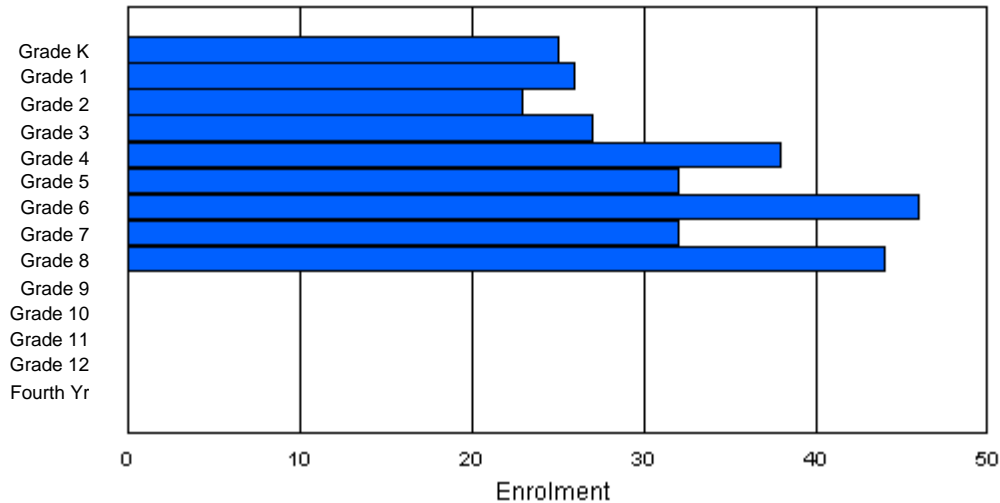
Enrolment By Age and Gender

Gender	Age																Total
	5	6	7	8	9	10	11	12	13	14	15	16	17	18	19	20>	
Male	14	20	9	19	20	15	30	18	21	7	0	0	0	0	0	0	173
Female	9	8	13	9	17	18	13	16	14	2	1	0	0	0	0	0	120
Total	23	28	22	28	37	33	43	34	35	9	1	0	0	0	0	0	293

Enrolment By Grade and Gender

Gender	Grade														Total
	K	1	2	3	4	5	6	7	8	9	10	11	12	4th	
Male	16	18	10	18	20	15	33	15	28	0	0	0	0	0	173
Female	9	8	13	9	18	17	13	17	16	0	0	0	0	0	120
Total	25	26	23	27	38	32	46	32	44	0	0	0	0	0	293

Enrolment By Grade
For St. Michael's School



* Data from the 2002-2003 AGR(Enrolment/Age as of the last day in Sept./Dec.)

** Newfoundland Statistics Classification System

*** May include itinerant teachers



**School Description Report
2002-03**

District 4 - Cormack Trail

#137 - St. Simon and St. Jude Academy, Francois

Classification: Rural Community/Southern Region**
Offers Distance Education: Yes

Grades: K-1,3-12

Number of Grades: 12

[School FTE PTR : 9.0](#)
[District FTE PTR : 12.5](#)
[Provincial FTE PTR : 13.5](#)

[FTE Teachers](#) *** : 3.0

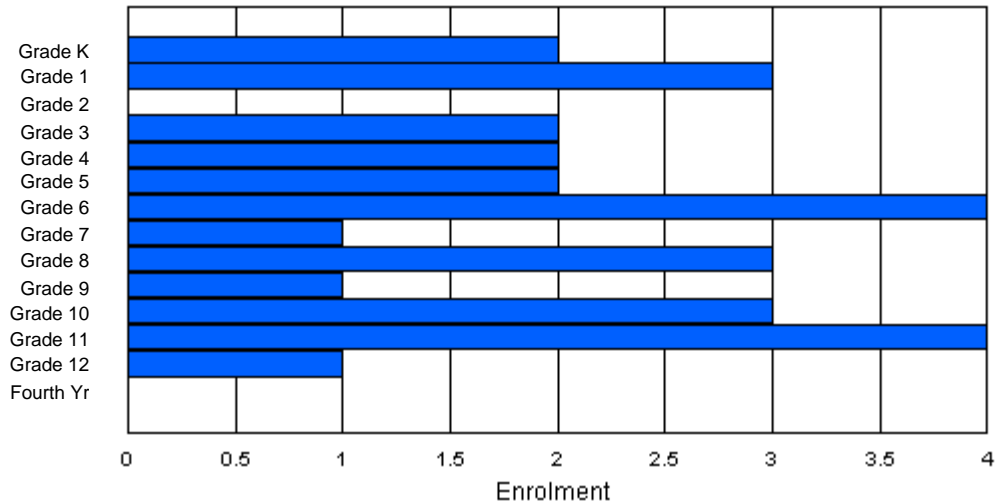
Enrolment By Age and Gender

Gender	Age																	Total
	5	6	7	8	9	10	11	12	13	14	15	16	17	18	19	20>		
Male	0	2	0	2	1	1	1	1	1	0	2	1	1	0	0	0	13	
Female	2	1	0	0	1	1	3	0	2	0	1	2	2	0	0	0	15	
Total	2	3	0	2	2	2	4	1	3	0	3	3	3	0	0	0	28	

Enrolment By Grade and Gender

Gender	Grade															Total
	K	1	2	3	4	5	6	7	8	9	10	11	12	4th		
Male	0	2	0	2	1	1	1	1	1	1	1	2	0	0	13	
Female	2	1	0	0	1	1	3	0	2	0	2	2	1	0	15	
Total	2	3	0	2	2	2	4	1	3	1	3	4	1	0	28	

Enrolment By Grade
For St. Simon and St. Jude Academy



* Data from the 2002-2003 AGR(Enrolment/Age as of the last day in Sept./Dec.)

** Newfoundland Statistics Classification System

*** May include itinerant teachers



**School Description Report
2002-03**

District 4 - Cormack Trail

#111 - St. Thomas Aquinas, Port au Port East

Classification: Rural Community/Western Region**
Offers Distance Education: No

Grades: K-8

Number of Grades: 9

[School FTE PTR : 14.0](#)

[District FTE PTR : 12.5](#)

[Provincial FTE PTR : 13.5](#)

[FTE Teachers](#) *** : 12.0

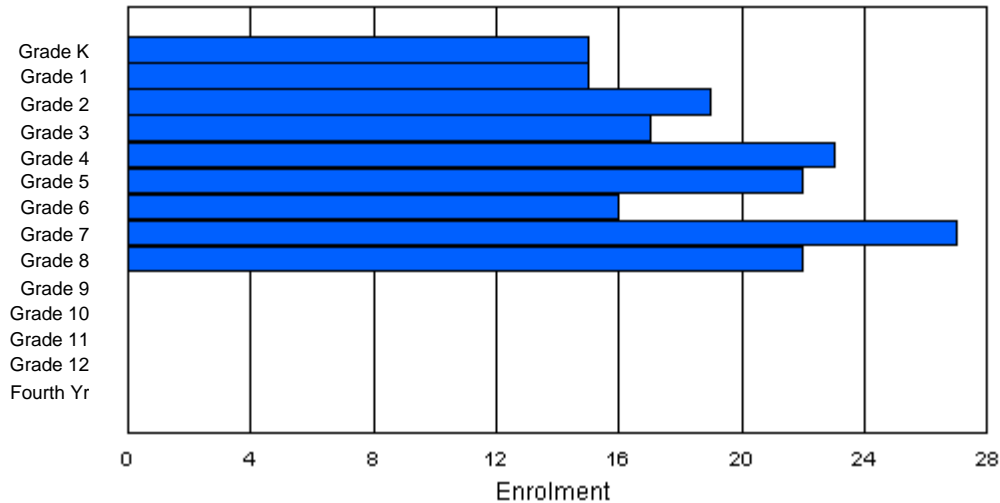
Enrolment By Age and Gender

Gender	Age																	Total
	5	6	7	8	9	10	11	12	13	14	15	16	17	18	19	20>		
Male	9	8	11	8	11	9	9	12	6	1	1	0	0	0	0	0	85	
Female	6	7	8	9	12	13	7	15	11	3	0	0	0	0	0	0	91	
Total	15	15	19	17	23	22	16	27	17	4	1	0	0	0	0	0	176	

Enrolment By Grade and Gender

Gender	Grade															Total
	K	1	2	3	4	5	6	7	8	9	10	11	12	4th		
Male	9	8	11	8	11	9	9	12	8	0	0	0	0	0	85	
Female	6	7	8	9	12	13	7	15	14	0	0	0	0	0	91	
Total	15	15	19	17	23	22	16	27	22	0	0	0	0	0	176	

Enrolment By Grade
For St. Thomas Aquinas



* Data from the 2002-2003 AGR(Enrolment/Age as of the last day in Sept./Dec.)

** Newfoundland Statistics Classification System

*** May include itinerant teachers



**School Description Report
2002-03**

District 4 - Cormack Trail

#118 - Stephenville Elementary, Stephenville

Classification: Urban Community/Western Region**
Offers Distance Education: No

Grades: 4-5

Number of Grades: 2

[School FTE PTR : 13.8](#)

[District FTE PTR : 12.5](#)

[Provincial FTE PTR : 13.5](#)

[FTE Teachers](#) *** : 19.0

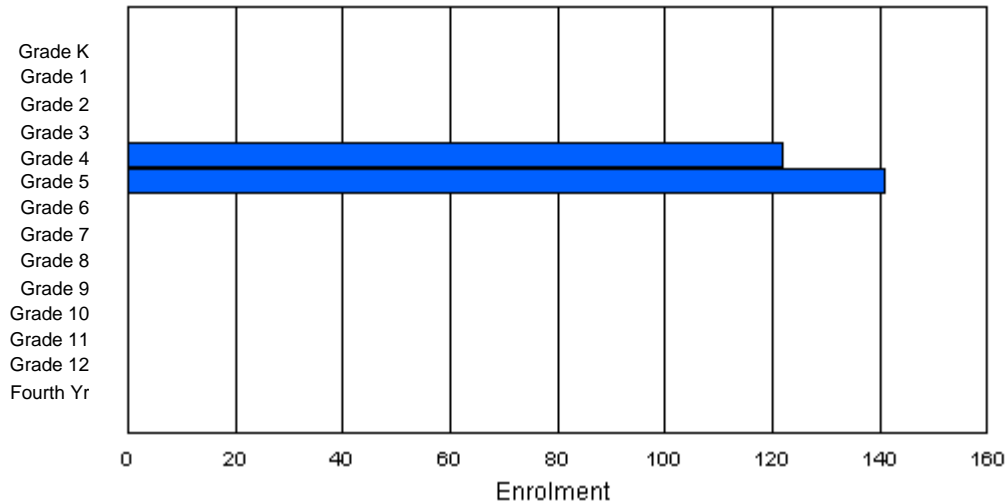
Enrolment By Age and Gender

Gender	Age																	Total
	5	6	7	8	9	10	11	12	13	14	15	16	17	18	19	20>		
Male	0	0	0	0	60	79	5	0	0	0	0	0	0	0	0	0	144	
Female	0	0	0	0	53	61	5	0	0	0	0	0	0	0	0	0	119	
Total	0	0	0	0	113	140	10	0	0	0	0	0	0	0	0	0	263	

Enrolment By Grade and Gender

Gender	Grade															Total
	K	1	2	3	4	5	6	7	8	9	10	11	12	4th		
Male	0	0	0	0	66	78	0	0	0	0	0	0	0	0	144	
Female	0	0	0	0	56	63	0	0	0	0	0	0	0	0	119	
Total	0	0	0	0	122	141	0	0	0	0	0	0	0	0	263	

Enrolment By Grade
For Stephenville Elementary



* Data from the 2002-2003 AGR(Enrolment/Age as of the last day in Sept./Dec.)

** Newfoundland Statistics Classification System

*** May include itinerant teachers



**School Description Report
2002-03**

District 4 - Cormack Trail

#119 - Stephenville High, Stephenville

Classification: Urban Community/Western Region**
Offers Distance Education: No

Grades: 9-12

Number of Grades: 4

[School FTE PTR : 17.0](#)

[District FTE PTR : 12.5](#)

[Provincial FTE PTR : 13.5](#)

[FTE Teachers](#) *** : 38.0

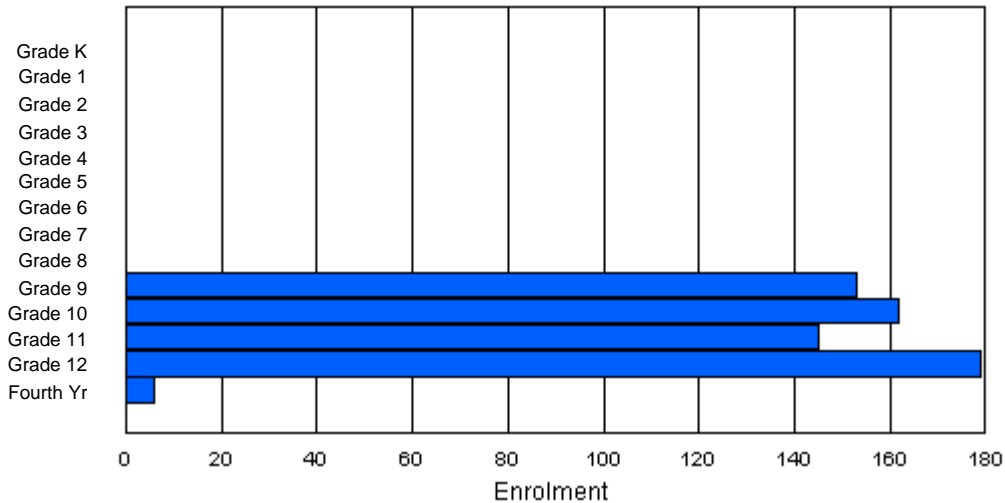
Enrolment By Age and Gender

Gender	Age																	Total
	5	6	7	8	9	10	11	12	13	14	15	16	17	18	19	20>		
Male	0	0	0	0	0	0	0	0	21	63	84	89	76	10	0	0	343	
Female	0	0	0	0	0	0	0	0	22	83	56	77	56	8	0	0	302	
Total	0	0	0	0	0	0	0	0	43	146	140	166	132	18	0	0	645	

Enrolment By Grade and Gender

Gender	Grade															Total
	K	1	2	3	4	5	6	7	8	9	10	11	12	4th		
Male	0	0	0	0	0	0	0	0	0	79	76	85	97	6	343	
Female	0	0	0	0	0	0	0	0	0	74	86	60	82	0	302	
Total	0	0	0	0	0	0	0	0	0	153	162	145	179	6	645	

Enrolment By Grade
For Stephenville High



* Data from the 2002-2003 AGR(Enrolment/Age as of the last day in Sept./Dec.)

** Newfoundland Statistics Classification System

*** May include itinerant teachers



School Description Report 2002-03

District 4 - Cormack Trail

#396 - Stephenville Middle School, Stephenville

Classification: Urban Community/Western Region**
Offers Distance Education: No

Grades: 6-8

Number of Grades: 3

[School FTE PTR : 16.5](#)

[District FTE PTR : 12.5](#)

[Provincial FTE PTR : 13.5](#)

[FTE Teachers](#) *** : 25.5

Enrolment By Age and Gender

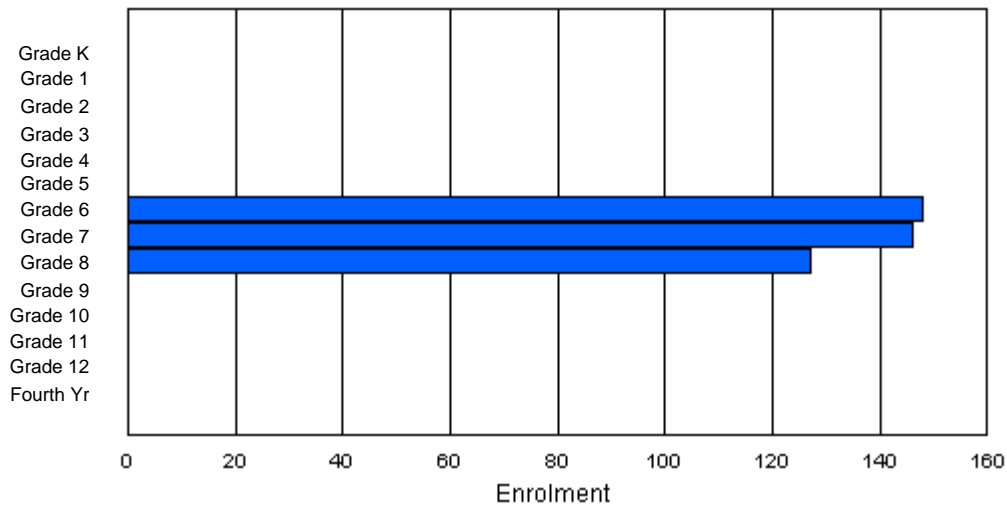
Gender	Age																Total
	5	6	7	8	9	10	11	12	13	14	15	16	17	18	19	20>	
Male	0	0	0	0	0	0	74	78	65	7	0	0	0	0	0	0	224
Female	0	0	0	0	0	0	65	67	63	2	0	0	0	0	0	0	197
Total	0	0	0	0	0	0	139	145	128	9	0	0	0	0	0	0	421

Enrolment By Grade and Gender

Gender	Grade														Total
	K	1	2	3	4	5	6	7	8	9	10	11	12	4th	
Male	0	0	0	0	0	0	82	77	65	0	0	0	0	0	224
Female	0	0	0	0	0	0	66	69	62	0	0	0	0	0	197
Total	0	0	0	0	0	0	148	146	127	0	0	0	0	0	421

Enrolment By Grade

For Stephenville Middle School



* Data from the 2002-2003 AGR(Enrolment/Age as of the last day in Sept./Dec.)

** Newfoundland Statistics Classification System

*** May include itinerant teachers



**School Description Report
2002-03**

District 4 - Cormack Trail

#120 - Stephenville Primary, Stephenville

Classification: Urban Community/Western Region**
Offers Distance Education: No

Grades: K-3

Number of Grades: 4

[School FTE PTR : 15.7](#)

[District FTE PTR : 12.5](#)

[Provincial FTE PTR : 13.5](#)

[FTE Teachers](#) *** : 25.5

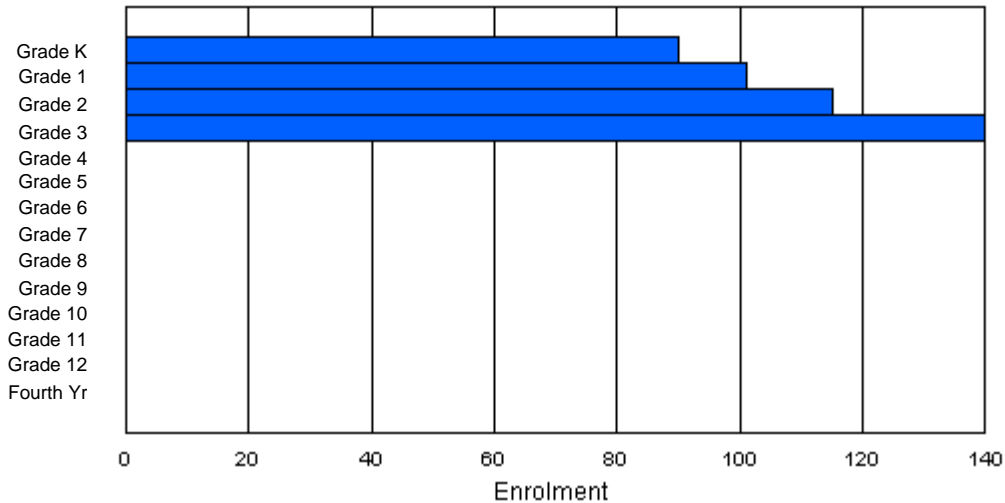
Enrolment By Age and Gender

Gender	Age																	Total
	5	6	7	8	9	10	11	12	13	14	15	16	17	18	19	20>		
Male	45	49	67	69	5	0	0	0	0	0	0	0	0	0	0	0	235	
Female	44	51	44	68	4	0	0	0	0	0	0	0	0	0	0	0	211	
Total	89	100	111	137	9	0	0	0	0	0	0	0	0	0	0	0	446	

Enrolment By Grade and Gender

Gender	Grade															Total
	K	1	2	3	4	5	6	7	8	9	10	11	12	4th		
Male	45	50	71	69	0	0	0	0	0	0	0	0	0	0	235	
Female	45	51	44	71	0	0	0	0	0	0	0	0	0	0	211	
Total	90	101	115	140	0	0	0	0	0	0	0	0	0	0	446	

Enrolment By Grade
For Stephenville Primary



* Data from the 2002-2003 AGR(Enrolment/Age as of the last day in Sept./Dec.)

** Newfoundland Statistics Classification System

*** May include itinerant teachers



**School Description Report
2002-03**

District 5 - Baie Verte/Central/Connaigre

#398 - Avoca Collegiate, Badger

Classification: Urban Community/Central Region**
Offers Distance Education: No

Grades: K-8

Number of Grades: 9

[School FTE PTR : 9.1](#)

[District FTE PTR : 12.4](#)

[Provincial FTE PTR : 13.5](#)

[FTE Teachers](#) *** : 7.0

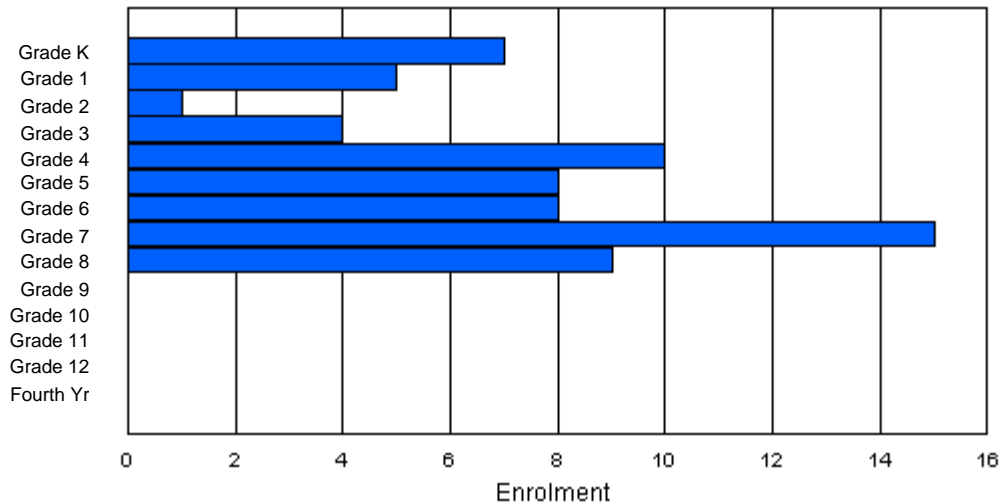
Enrolment By Age and Gender

Gender	Age																	Total
	5	6	7	8	9	10	11	12	13	14	15	16	17	18	19	20>		
Male	4	3	1	1	5	6	5	9	2	0	0	0	0	0	0	0	36	
Female	3	2	0	3	5	2	3	5	8	0	0	0	0	0	0	0	31	
Total	7	5	1	4	10	8	8	14	10	0	0	0	0	0	0	0	67	

Enrolment By Grade and Gender

Gender	Grade															Total
	K	1	2	3	4	5	6	7	8	9	10	11	12	4th		
Male	4	3	1	1	5	6	5	9	2	0	0	0	0	0	36	
Female	3	2	0	3	5	2	3	6	7	0	0	0	0	0	31	
Total	7	5	1	4	10	8	8	15	9	0	0	0	0	0	67	

Enrolment By Grade
For Avoca Collegiate



* Data from the 2002-2003 AGR(Enrolment/Age as of the last day in Sept./Dec.)

** Newfoundland Statistics Classification System

*** May include itinerant teachers



**School Description Report
2002-03**

District 5 - Baie Verte/Central/Connaigre

#125 - Baie Verte High School, Baie Verte

Classification: Rural Community/Central Region**
Offers Distance Education: No

Grades: 8-12

Number of Grades: 5

[School FTE PTR : 14.6](#)

[District FTE PTR : 12.4](#)

[Provincial FTE PTR : 13.5](#)

[FTE Teachers](#) *** : 19.0

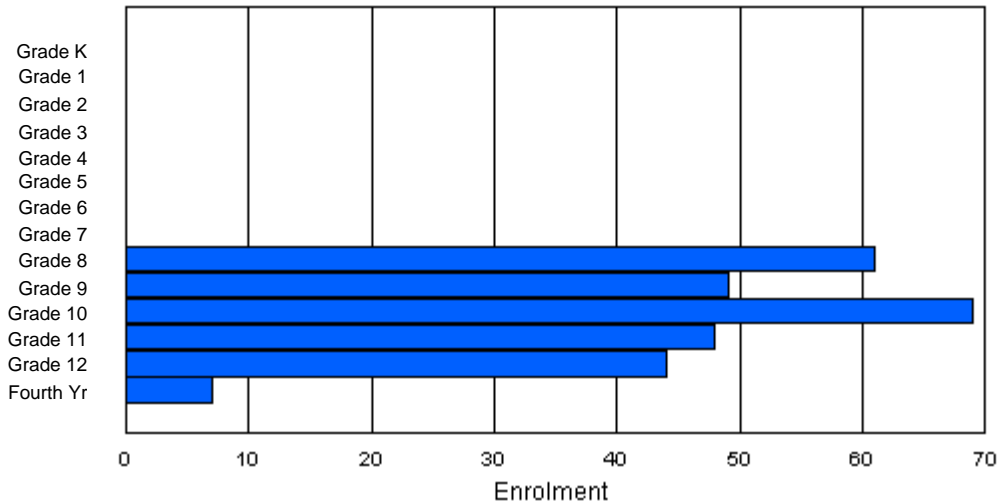
Enrolment By Age and Gender

Gender	Age																	Total
	5	6	7	8	9	10	11	12	13	14	15	16	17	18	19	20>		
Male	0	0	0	0	0	0	0	1	26	24	34	35	28	4	3	0	155	
Female	0	0	0	0	0	0	0	0	27	24	23	20	26	2	0	1	123	
Total	0	0	0	0	0	0	0	1	53	48	57	55	54	6	3	1	278	

Enrolment By Grade and Gender

Gender	Grade															Total
	K	1	2	3	4	5	6	7	8	9	10	11	12	4th		
Male	0	0	0	0	0	0	0	0	29	25	46	26	25	4	155	
Female	0	0	0	0	0	0	0	0	32	24	23	22	19	3	123	
Total	0	0	0	0	0	0	0	0	61	49	69	48	44	7	278	

Enrolment By Grade
For Baie Verte High School



* Data from the 2002-2003 AGR(Enrolment/Age as of the last day in Sept./Dec.)

** Newfoundland Statistics Classification System

*** May include itinerant teachers



**School Description Report
2002-03**

District 5 - Baie Verte/Central/Connaigre

#126 - Baie Verte Middle School, Baie Verte

Classification: Rural Community/Central Region**
Offers Distance Education: No

Grades: 5-7

Number of Grades: 3

[School FTE PTR : 12.6](#)

[District FTE PTR : 12.4](#)

[Provincial FTE PTR : 13.5](#)

[FTE Teachers](#) *** : 9.5

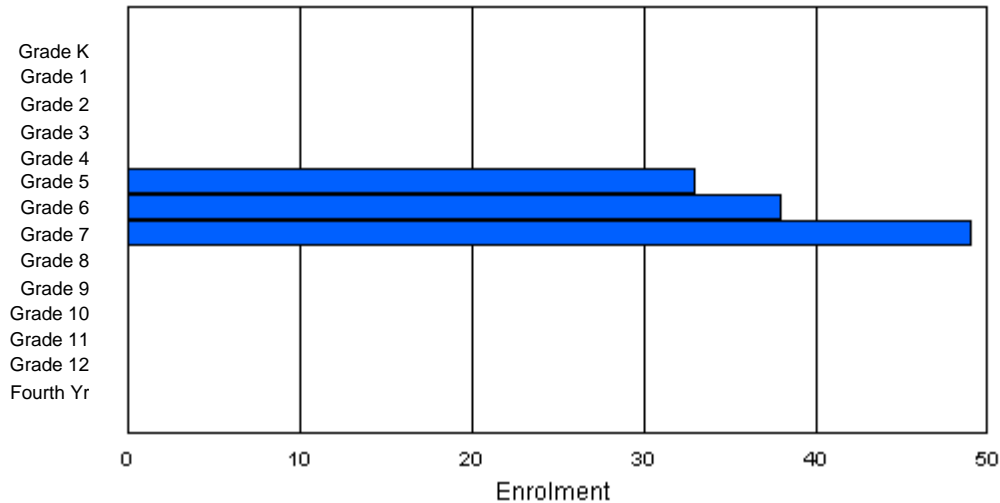
Enrolment By Age and Gender

Gender	Age																	Total
	5	6	7	8	9	10	11	12	13	14	15	16	17	18	19	20>		
Male	0	0	0	0	0	18	22	24	2	0	0	0	0	0	0	0	66	
Female	0	0	0	0	0	15	13	25	1	0	0	0	0	0	0	0	54	
Total	0	0	0	0	0	33	35	49	3	0	0	0	0	0	0	0	120	

Enrolment By Grade and Gender

Gender	Grade															Total
	K	1	2	3	4	5	6	7	8	9	10	11	12	4th		
Male	0	0	0	0	0	19	23	24	0	0	0	0	0	0	66	
Female	0	0	0	0	0	14	15	25	0	0	0	0	0	0	54	
Total	0	0	0	0	0	33	38	49	0	0	0	0	0	0	120	

Enrolment By Grade
For Baie Verte Middle School



* Data from the 2002-2003 AGR(Enrolment/Age as of the last day in Sept./Dec.)

** Newfoundland Statistics Classification System

*** May include itinerant teachers



**School Description Report
2002-03**

District 5 - Baie Verte/Central/Connaigre

#399 - Baie Verte Primary, Baie Verte

Classification: Rural Community/Central Region**
Offers Distance Education: No

Grades: K-4

Number of Grades: 5

[School FTE PTR : 11.3](#)

[District FTE PTR : 12.4](#)

[Provincial FTE PTR : 13.5](#)

[FTE Teachers](#) *** : 12.3

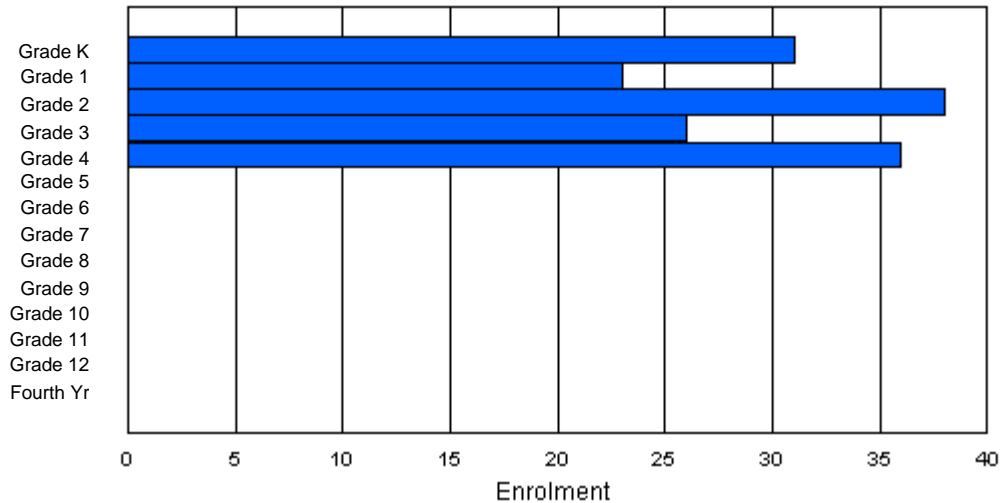
Enrolment By Age and Gender

Gender	Age																	Total
	5	6	7	8	9	10	11	12	13	14	15	16	17	18	19	20>		
Male	17	13	15	12	21	0	0	0	0	0	0	0	0	0	0	0	78	
Female	13	11	23	14	15	0	0	0	0	0	0	0	0	0	0	0	76	
Total	30	24	38	26	36	0	0	0	0	0	0	0	0	0	0	0	154	

Enrolment By Grade and Gender

Gender	Grade															Total
	K	1	2	3	4	5	6	7	8	9	10	11	12	4th		
Male	17	13	15	12	21	0	0	0	0	0	0	0	0	0	78	
Female	14	10	23	14	15	0	0	0	0	0	0	0	0	0	76	
Total	31	23	38	26	36	0	0	0	0	0	0	0	0	0	154	

Enrolment By Grade
For Baie Verte Primary



* Data from the 2002-2003 AGR(Enrolment/Age as of the last day in Sept./Dec.)

** Newfoundland Statistics Classification System

*** May include itinerant teachers



**School Description Report
2002-03**

District 5 - Baie Verte/Central/Connaigre

#160 - Bayview Primary, Nipper's Harbour

Classification: Rural Community/Central Region**
Offers Distance Education: No

Grades: K-3

Number of Grades: 4

[School FTE PTR : 5.5](#)
[District FTE PTR : 12.4](#)
[Provincial FTE PTR : 13.5](#)

[FTE Teachers](#) *** : 1.0

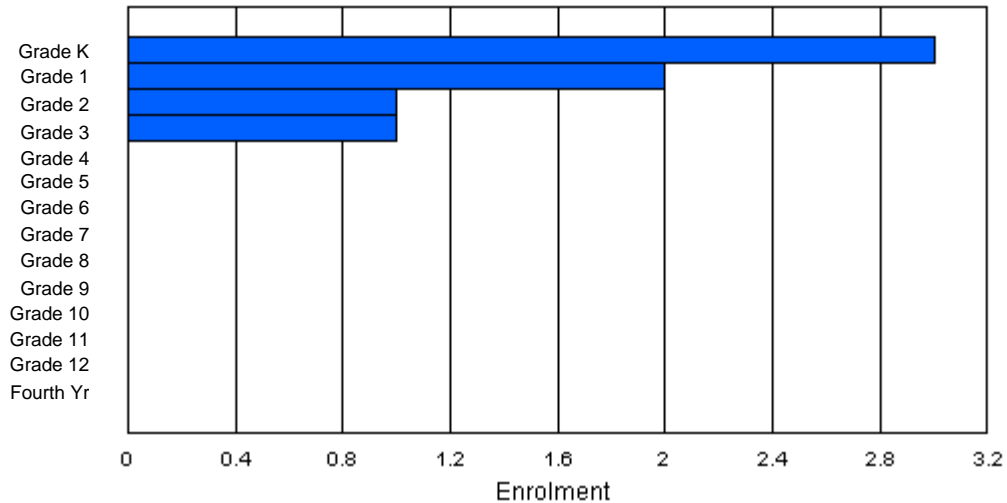
Enrolment By Age and Gender

Gender	Age																	Total
	5	6	7	8	9	10	11	12	13	14	15	16	17	18	19	20>		
Male	2	2	0	1	0	0	0	0	0	0	0	0	0	0	0	0	5	
Female	1	0	1	0	0	0	0	0	0	0	0	0	0	0	0	0	2	
Total	3	2	1	1	0	0	0	0	0	0	0	0	0	0	0	0	7	

Enrolment By Grade and Gender

Gender	Grade															Total
	K	1	2	3	4	5	6	7	8	9	10	11	12	4th		
Male	2	2	0	1	0	0	0	0	0	0	0	0	0	0	5	
Female	1	0	1	0	0	0	0	0	0	0	0	0	0	0	2	
Total	3	2	1	1	0	0	0	0	0	0	0	0	0	0	7	

Enrolment By Grade
For Bayview Primary



* Data from the 2002-2003 AGR(Enrolment/Age as of the last day in Sept./Dec.)

** Newfoundland Statistics Classification System

*** May include itinerant teachers



**School Description Report
2002-03**

District 5 - Baie Verte/Central/Connaigre

#130 - Bishop's Falls Academy, Bishop's Falls

Classification: Rural Community/Central Region**
Offers Distance Education: No

Grades: 6-7

Number of Grades: 2

[School FTE PTR : 12.2](#)

[District FTE PTR : 12.4](#)

[Provincial FTE PTR : 13.5](#)

[FTE Teachers](#) *** : 9.0

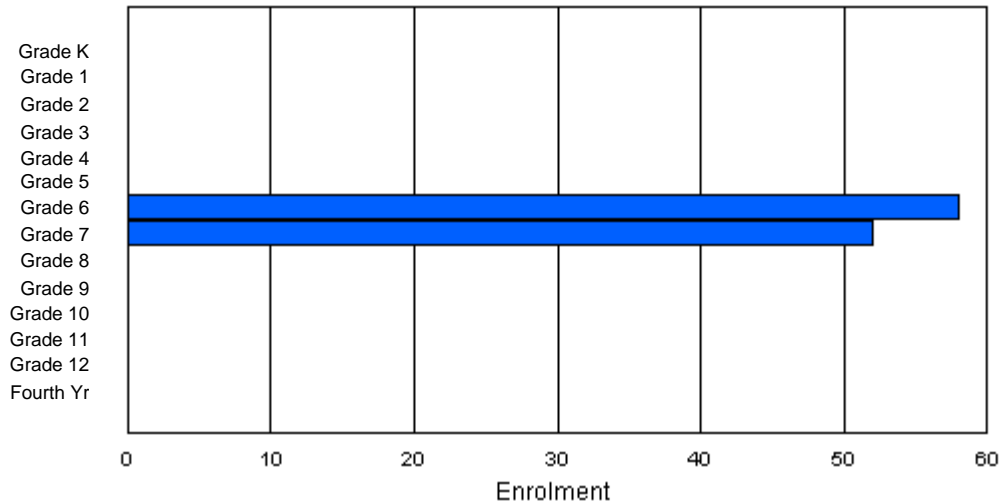
Enrolment By Age and Gender

Gender	Age																	Total
	5	6	7	8	9	10	11	12	13	14	15	16	17	18	19	20>		
Male	0	0	0	0	0	0	35	22	0	0	0	0	0	0	0	0	57	
Female	0	0	0	0	0	0	22	30	1	0	0	0	0	0	0	0	53	
Total	0	0	0	0	0	0	57	52	1	0	0	0	0	0	0	0	110	

Enrolment By Grade and Gender

Gender	Grade															Total
	K	1	2	3	4	5	6	7	8	9	10	11	12	4th		
Male	0	0	0	0	0	0	36	21	0	0	0	0	0	0	57	
Female	0	0	0	0	0	0	22	31	0	0	0	0	0	0	53	
Total	0	0	0	0	0	0	58	52	0	0	0	0	0	0	110	

Enrolment By Grade
For Bishop's Falls Academy



* Data from the 2002-2003 AGR(Enrolment/Age as of the last day in Sept./Dec.)

** Newfoundland Statistics Classification System

*** May include itinerant teachers



**School Description Report
2002-03**

District 5 - Baie Verte/Central/Connaigre

#132 - Botwood Collegiate, Botwood

Classification: Urban Community/Central Region**
Offers Distance Education: No

Grades: 9-12

Number of Grades: 4

[School FTE PTR : 13.2](#)

[District FTE PTR : 12.4](#)

[Provincial FTE PTR : 13.5](#)

[FTE Teachers](#) *** : 19.0

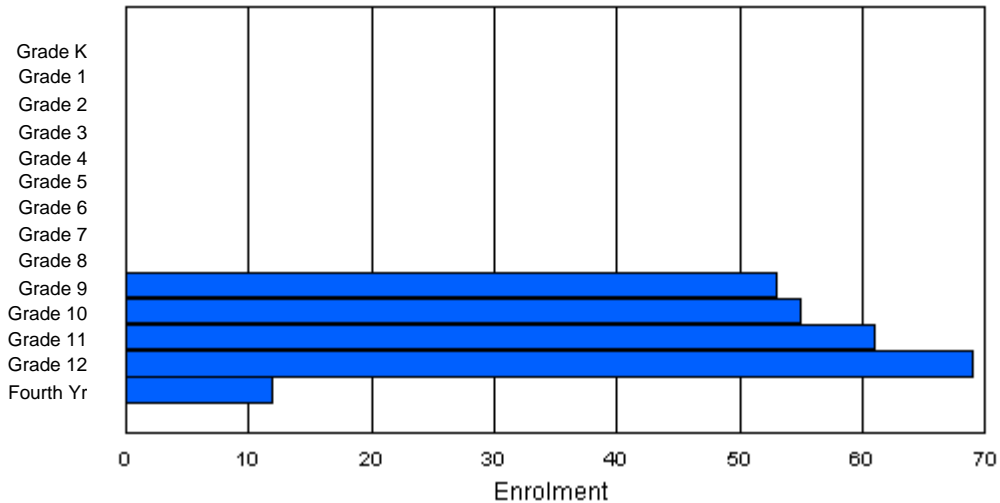
Enrolment By Age and Gender

Gender	Age																	Total
	5	6	7	8	9	10	11	12	13	14	15	16	17	18	19	20>		
Male	0	0	0	0	0	0	0	0	0	24	30	27	39	11	1	0	132	
Female	0	0	0	0	0	0	0	0	0	27	24	30	30	6	1	0	118	
Total	0	0	0	0	0	0	0	0	0	51	54	57	69	17	2	0	250	

Enrolment By Grade and Gender

Gender	Grade															Total
	K	1	2	3	4	5	6	7	8	9	10	11	12	4th		
Male	0	0	0	0	0	0	0	0	0	26	30	28	41	7	132	
Female	0	0	0	0	0	0	0	0	0	27	25	33	28	5	118	
Total	0	0	0	0	0	0	0	0	0	53	55	61	69	12	250	

Enrolment By Grade
For Botwood Collegiate



* Data from the 2002-2003 AGR(Enrolment/Age as of the last day in Sept./Dec.)

** Newfoundland Statistics Classification System

*** May include itinerant teachers



**School Description Report
2002-03**

District 5 - Baie Verte/Central/Connaigre

#172 - Brian Peckford Elementary, Triton

Classification: Rural Community/Central Region**
Offers Distance Education: No

Grades: K-6

Number of Grades: 7

[School FTE PTR : 10.0](#)

[District FTE PTR : 12.4](#)

[Provincial FTE PTR : 13.5](#)

[FTE Teachers](#) *** : 9.0

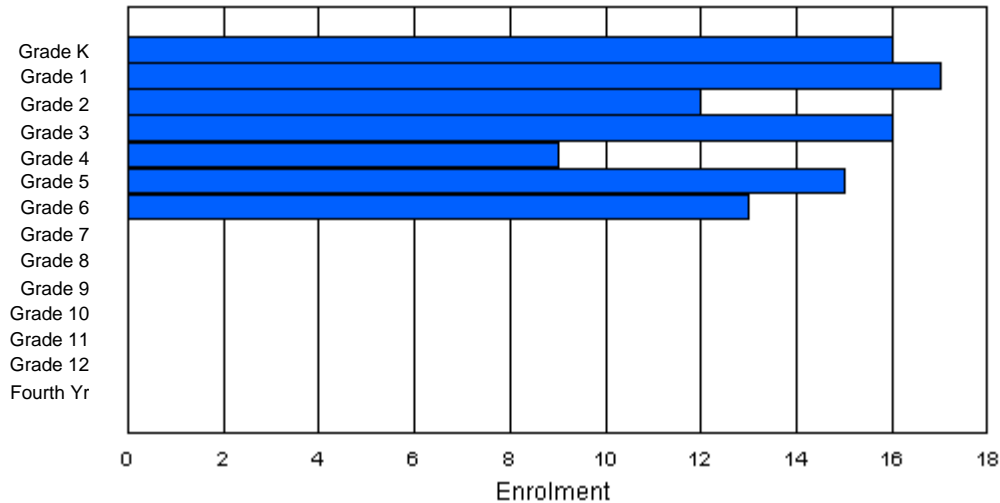
Enrolment By Age and Gender

Gender	Age																	Total
	5	6	7	8	9	10	11	12	13	14	15	16	17	18	19	20>		
Male	7	9	4	8	4	12	2	2	0	0	0	0	0	0	0	0	48	
Female	9	9	5	7	6	4	8	2	0	0	0	0	0	0	0	0	50	
Total	16	18	9	15	10	16	10	4	0	0	0	0	0	0	0	0	98	

Enrolment By Grade and Gender

Gender	Grade															Total
	K	1	2	3	4	5	6	7	8	9	10	11	12	4th		
Male	7	9	4	10	3	11	4	0	0	0	0	0	0	0	48	
Female	9	8	8	6	6	4	9	0	0	0	0	0	0	0	50	
Total	16	17	12	16	9	15	13	0	0	0	0	0	0	0	98	

Enrolment By Grade
For Brian Peckford Elementary



* Data from the 2002-2003 AGR(Enrolment/Age as of the last day in Sept./Dec.)

** Newfoundland Statistics Classification System

*** May include itinerant teachers



**School Description Report
2002-03**

District 5 - Baie Verte/Central/Connaigre

#153 - Cape John Collegiate, La Scie

Classification: Rural Community/Central Region**
Offers Distance Education: No

Grades: 7-12

Number of Grades: 6

[School FTE PTR : 12.5](#)

[District FTE PTR : 12.4](#)

[Provincial FTE PTR : 13.5](#)

[FTE Teachers](#) *** : 16.0

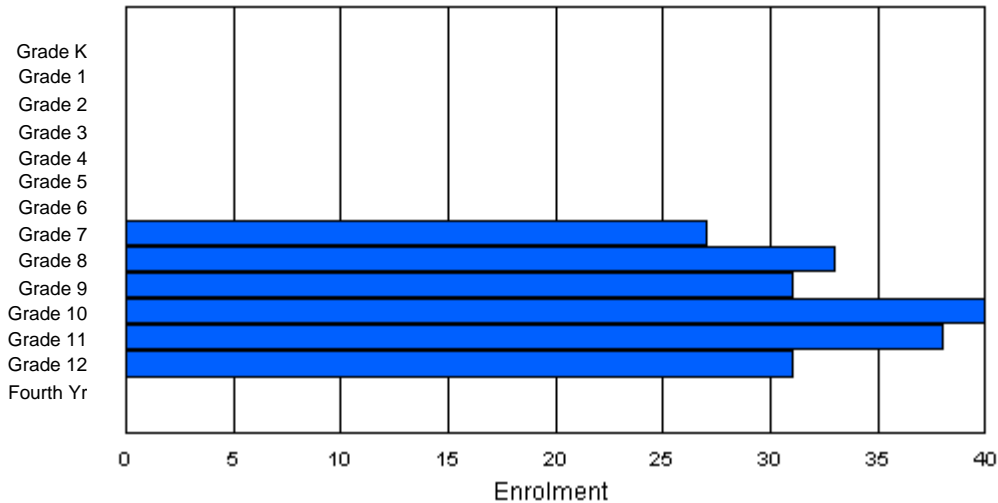
Enrolment By Age and Gender

Gender	Age																	Total
	5	6	7	8	9	10	11	12	13	14	15	16	17	18	19	20>		
Male	0	0	0	0	0	0	0	13	18	18	15	21	18	3	0	0	106	
Female	0	0	0	0	0	0	0	12	17	13	18	19	13	2	0	0	94	
Total	0	0	0	0	0	0	0	25	35	31	33	40	31	5	0	0	200	

Enrolment By Grade and Gender

Gender	Grade															Total
	K	1	2	3	4	5	6	7	8	9	10	11	12	4th		
Male	0	0	0	0	0	0	0	15	16	18	21	19	17	0	106	
Female	0	0	0	0	0	0	0	12	17	13	19	19	14	0	94	
Total	0	0	0	0	0	0	0	27	33	31	40	38	31	0	200	

Enrolment By Grade
For Cape John Collegiate



* Data from the 2002-2003 AGR(Enrolment/Age as of the last day in Sept./Dec.)

** Newfoundland Statistics Classification System

*** May include itinerant teachers



**School Description Report
2002-03**

District 5 - Baie Verte/Central/Connaigre

#405 - Cottrell's Cove Academy, Cottrell's Cove

Classification: Rural Community/Central Region**
Offers Distance Education: Yes

Grades: K-7,9,10,12

Number of Grades: 11

[School FTE PTR : 10.1](#)

[District FTE PTR : 12.4](#)

[Provincial FTE PTR : 13.5](#)

[FTE Teachers](#) *** : 5.5

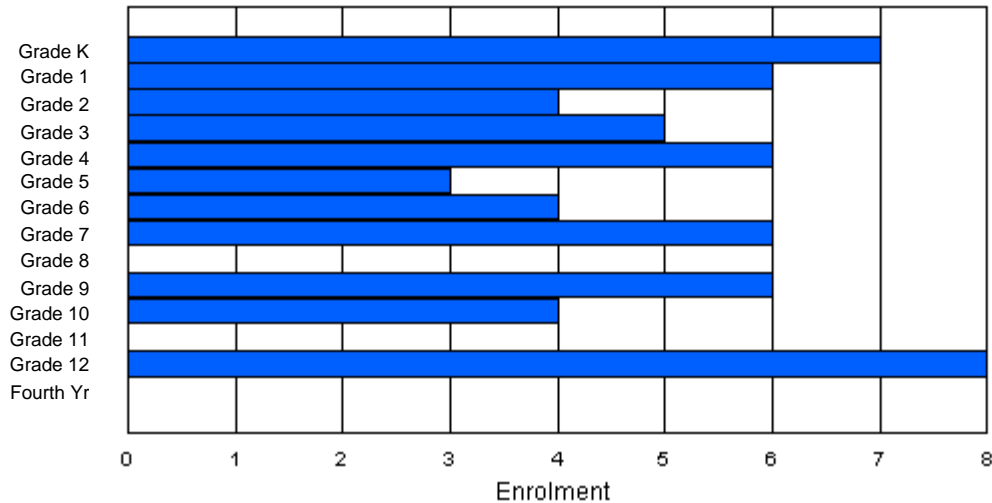
Enrolment By Age and Gender

Gender	Age																	Total
	5	6	7	8	9	10	11	12	13	14	15	16	17	18	19	20>		
Male	2	1	2	3	3	1	4	4	1	4	1	0	5	0	0	0	31	
Female	5	5	2	2	3	2	0	2	0	1	3	0	3	0	0	0	28	
Total	7	6	4	5	6	3	4	6	1	5	4	0	8	0	0	0	59	

Enrolment By Grade and Gender

Gender	Grade															Total
	K	1	2	3	4	5	6	7	8	9	10	11	12	4th		
Male	2	1	2	3	3	1	4	4	0	5	1	0	5	0	31	
Female	5	5	2	2	3	2	0	2	0	1	3	0	3	0	28	
Total	7	6	4	5	6	3	4	6	0	6	4	0	8	0	59	

Enrolment By Grade
For Cottrell's Cove Academy



* Data from the 2002-2003 AGR(Enrolment/Age as of the last day in Sept./Dec.)

** Newfoundland Statistics Classification System

*** May include itinerant teachers



**School Description Report
2002-03**

District 5 - Baie Verte/Central/Connaigre

#408 - Deckwood Elementary, Woodstock

Classification: Rural Community/Central Region**
Offers Distance Education: No

Grades: K-6

Number of Grades: 7

[School FTE PTR : 12.3](#)

[District FTE PTR : 12.4](#)

[Provincial FTE PTR : 13.5](#)

[FTE Teachers](#) *** : 3.0

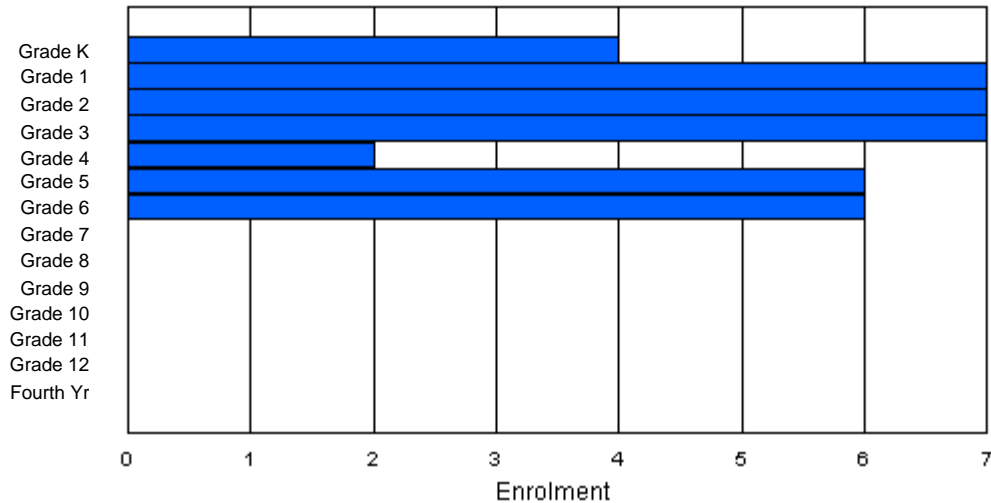
Enrolment By Age and Gender

Gender	Age																	Total
	5	6	7	8	9	10	11	12	13	14	15	16	17	18	19	20>		
Male	3	3	3	1	1	2	4	1	0	0	0	0	0	0	0	0	18	
Female	1	4	4	6	1	4	1	0	0	0	0	0	0	0	0	0	21	
Total	4	7	7	7	2	6	5	1	0	0	0	0	0	0	0	0	39	

Enrolment By Grade and Gender

Gender	Grade															Total
	K	1	2	3	4	5	6	7	8	9	10	11	12	4th		
Male	3	3	3	1	1	2	5	0	0	0	0	0	0	0	18	
Female	1	4	4	6	1	4	1	0	0	0	0	0	0	0	21	
Total	4	7	7	7	2	6	6	0	0	0	0	0	0	0	39	

Enrolment By Grade
For Deckwood Elementary



* Data from the 2002-2003 AGR(Enrolment/Age as of the last day in Sept./Dec.)

** Newfoundland Statistics Classification System

*** May include itinerant teachers



**School Description Report
2002-03**

District 5 - Baie Verte/Central/Connaigre

#162 - Dorset Collegiate, Pilley's Island

Classification: Rural Community/Central Region**
Offers Distance Education: No

Grades: 9-12

Number of Grades: 4

[School FTE PTR : 12.8](#)

[District FTE PTR : 12.4](#)

[Provincial FTE PTR : 13.5](#)

[FTE Teachers](#) *** : 13.0

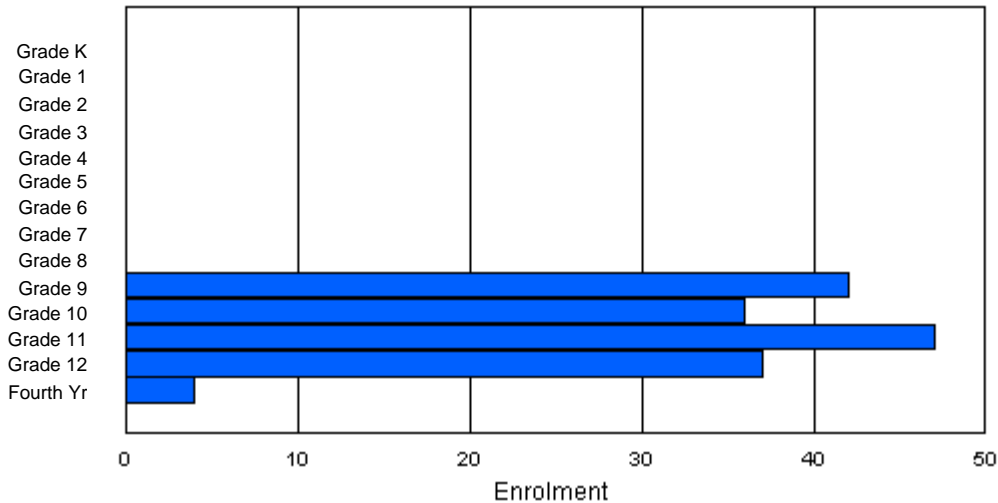
Enrolment By Age and Gender

Gender	Age																	Total
	5	6	7	8	9	10	11	12	13	14	15	16	17	18	19	20>		
Male	0	0	0	0	0	0	0	0	0	17	17	17	24	4	1	0	80	
Female	0	0	0	0	0	0	0	0	0	18	21	26	19	1	0	1	86	
Total	0	0	0	0	0	0	0	0	0	35	38	43	43	5	1	1	166	

Enrolment By Grade and Gender

Gender	Grade															Total
	K	1	2	3	4	5	6	7	8	9	10	11	12	4th		
Male	0	0	0	0	0	0	0	0	0	19	17	22	20	2	80	
Female	0	0	0	0	0	0	0	0	0	23	19	25	17	2	86	
Total	0	0	0	0	0	0	0	0	0	42	36	47	37	4	166	

Enrolment By Grade
For Dorset Collegiate



* Data from the 2002-2003 AGR(Enrolment/Age as of the last day in Sept./Dec.)

** Newfoundland Statistics Classification System

*** May include itinerant teachers



**School Description Report
2002-03**

District 5 - Baie Verte/Central/Connaigre

#145 - Exploits Valley High - Greenwood, Grand Falls-Windsor

Classification: Urban Community/Central Region**
Offers Distance Education: No

Grades: 9-10

Number of Grades: 2

[School FTE PTR : 16.0](#)

[District FTE PTR : 12.4](#)

[Provincial FTE PTR : 13.5](#)

[FTE Teachers](#) *** : 24.0

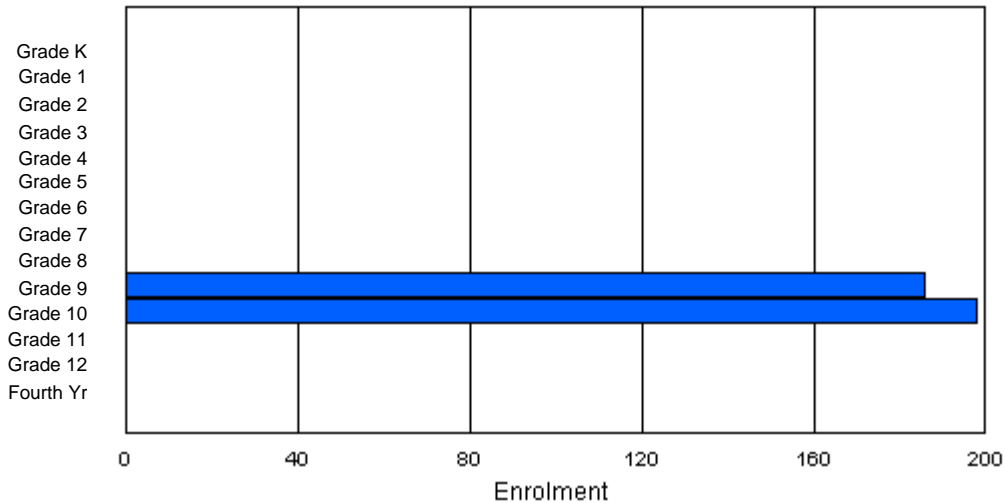
Enrolment By Age and Gender

Gender	Age																	Total
	5	6	7	8	9	10	11	12	13	14	15	16	17	18	19	20>		
Male	0	0	0	0	0	0	0	0	0	80	93	3	0	0	0	0	176	
Female	0	0	0	0	0	0	0	0	0	96	105	5	1	1	0	0	208	
Total	0	0	0	0	0	0	0	0	0	176	198	8	1	1	0	0	384	

Enrolment By Grade and Gender

Gender	Grade															Total
	K	1	2	3	4	5	6	7	8	9	10	11	12	4th		
Male	0	0	0	0	0	0	0	0	0	84	92	0	0	0	176	
Female	0	0	0	0	0	0	0	0	0	102	106	0	0	0	208	
Total	0	0	0	0	0	0	0	0	0	186	198	0	0	0	384	

Enrolment By Grade
For Exploits Valley High - Greenwood



* Data from the 2002-2003 AGR(Enrolment/Age as of the last day in Sept./Dec.)

** Newfoundland Statistics Classification System

*** May include itinerant teachers



**School Description Report
2002-03**

District 5 - Baie Verte/Central/Connaigre

#141 - Exploits Valley High - Maple, Grand Falls-Windsor

Classification: Urban Community/Central Region**
Offers Distance Education: No

Grades: 11-12

Number of Grades: 2

[School FTE PTR : 15.6](#)

[District FTE PTR : 12.4](#)

[Provincial FTE PTR : 13.5](#)

[FTE Teachers](#) *** : 27.0

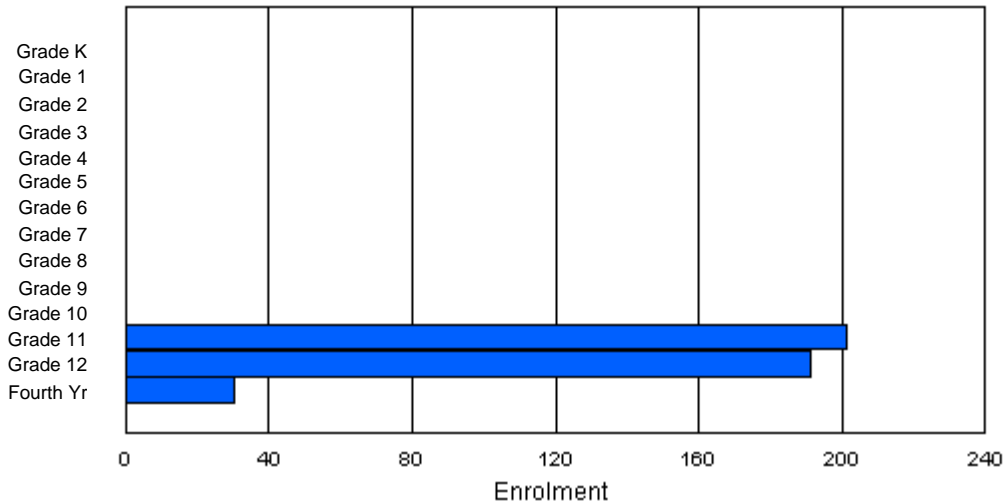
Enrolment By Age and Gender

Gender	Age																	Total
	5	6	7	8	9	10	11	12	13	14	15	16	17	18	19	20>		
Male	0	0	0	0	0	0	0	0	0	0	0	91	103	23	5	0	222	
Female	0	0	0	0	0	0	0	0	0	0	0	93	85	7	15	0	200	
Total	0	0	0	0	0	0	0	0	0	0	0	184	188	30	20	0	422	

Enrolment By Grade and Gender

Gender	Grade															Total
	K	1	2	3	4	5	6	7	8	9	10	11	12	4th		
Male	0	0	0	0	0	0	0	0	0	0	0	102	105	15	222	
Female	0	0	0	0	0	0	0	0	0	0	0	99	86	15	200	
Total	0	0	0	0	0	0	0	0	0	0	0	201	191	30	422	

Enrolment By Grade
For Exploits Valley High - Maple



* Data from the 2002-2003 AGR(Enrolment/Age as of the last day in Sept./Dec.)

** Newfoundland Statistics Classification System

*** May include itinerant teachers



**School Description Report
2002-03**

District 5 - Baie Verte/Central/Connaigre

#406 - Fitzgerald Academy, English Harbour West

Classification: Rural Community/Southern Region**
Offers Distance Education: No

Grades: K-12

Number of Grades: 13

[School FTE PTR : 11.6](#)

[District FTE PTR : 12.4](#)

[Provincial FTE PTR : 13.5](#)

[FTE Teachers](#) *** : 22.0

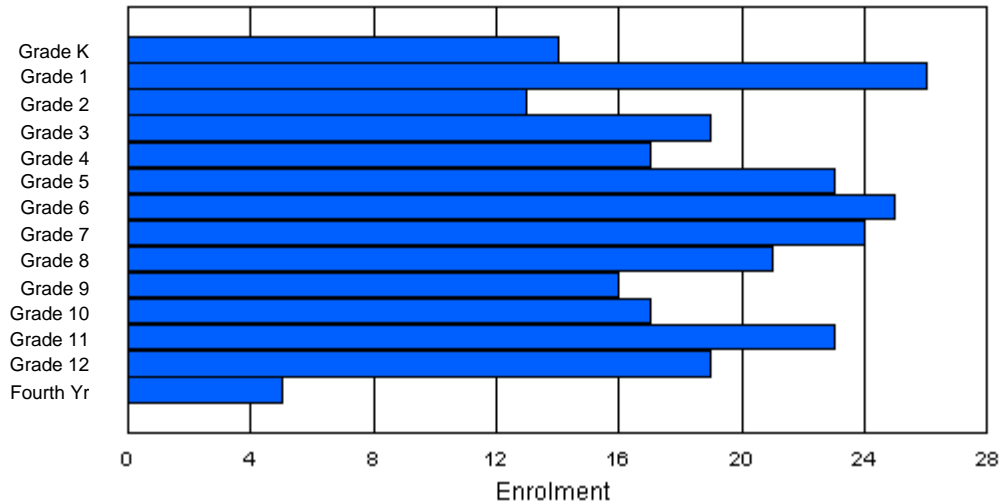
Enrolment By Age and Gender

Gender	Age																	Total
	5	6	7	8	9	10	11	12	13	14	15	16	17	18	19	20>		
Male	6	14	8	13	10	10	12	10	11	11	6	9	11	3	2	2	138	
Female	8	10	7	6	11	9	10	12	5	11	11	10	11	1	2	0	124	
Total	14	24	15	19	21	19	22	22	16	22	17	19	22	4	4	2	262	

Enrolment By Grade and Gender

Gender	Grade														Total
	K	1	2	3	4	5	6	7	8	9	10	11	12	4th	
Male	6	16	6	13	11	9	14	12	12	7	6	11	11	4	138
Female	8	10	7	6	6	14	11	12	9	9	11	12	8	1	124
Total	14	26	13	19	17	23	25	24	21	16	17	23	19	5	262

Enrolment By Grade
For Fitzgerald Academy



* Data from the 2002-2003 AGR(Enrolment/Age as of the last day in Sept./Dec.)

** Newfoundland Statistics Classification System

*** May include itinerant teachers



**School Description Report
2002-03**

District 5 - Baie Verte/Central/Connaigre

#167 - Green Bay South Academy, Robert's Arm

Classification: Rural Community/Central Region**
Offers Distance Education: No

Grades: K-8

Number of Grades: 9

[School FTE PTR : 12.6](#)

[District FTE PTR : 12.4](#)

[Provincial FTE PTR : 13.5](#)

[FTE Teachers](#) *** : 15.0

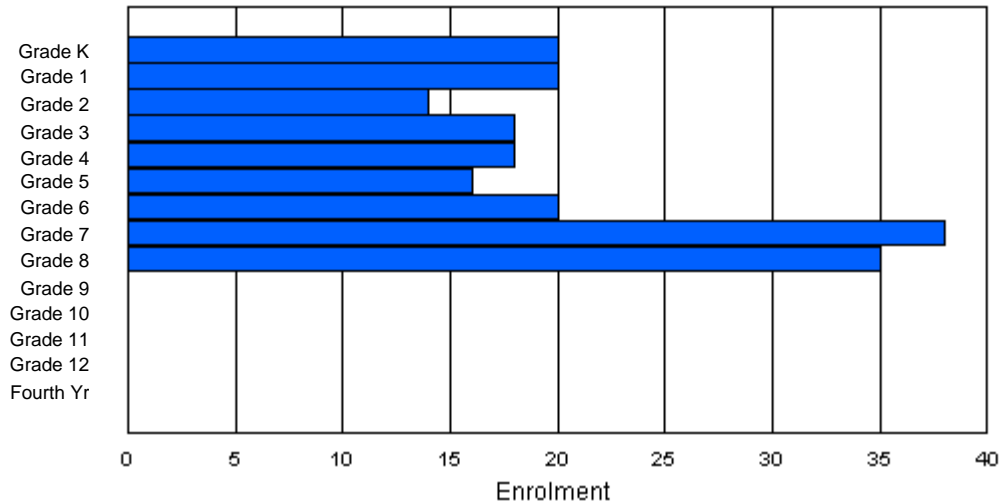
Enrolment By Age and Gender

Gender	Age																Total
	5	6	7	8	9	10	11	12	13	14	15	16	17	18	19	20>	
Male	9	11	6	9	10	6	12	22	23	1	1	0	0	0	0	0	110
Female	11	9	8	6	11	10	8	13	13	0	0	0	0	0	0	0	89
Total	20	20	14	15	21	16	20	35	36	1	1	0	0	0	0	0	199

Enrolment By Grade and Gender

Gender	Grade														Total
	K	1	2	3	4	5	6	7	8	9	10	11	12	4th	
Male	9	11	6	12	7	6	12	25	22	0	0	0	0	0	110
Female	11	9	8	6	11	10	8	13	13	0	0	0	0	0	89
Total	20	20	14	18	18	16	20	38	35	0	0	0	0	0	199

Enrolment By Grade
For Green Bay South Academy



* Data from the 2002-2003 AGR(Enrolment/Age as of the last day in Sept./Dec.)

** Newfoundland Statistics Classification System

*** May include itinerant teachers



**School Description Report
2002-03**

District 5 - Baie Verte/Central/Connaigre

#407 - Greenwood Academy, Milltown

Classification: Rural Community/Southern Region**
Offers Distance Education: No

Grades: K-6

Number of Grades: 7

[School FTE PTR : 13.2](#)

[District FTE PTR : 12.4](#)

[Provincial FTE PTR : 13.5](#)

[FTE Teachers](#) *** : 13.0

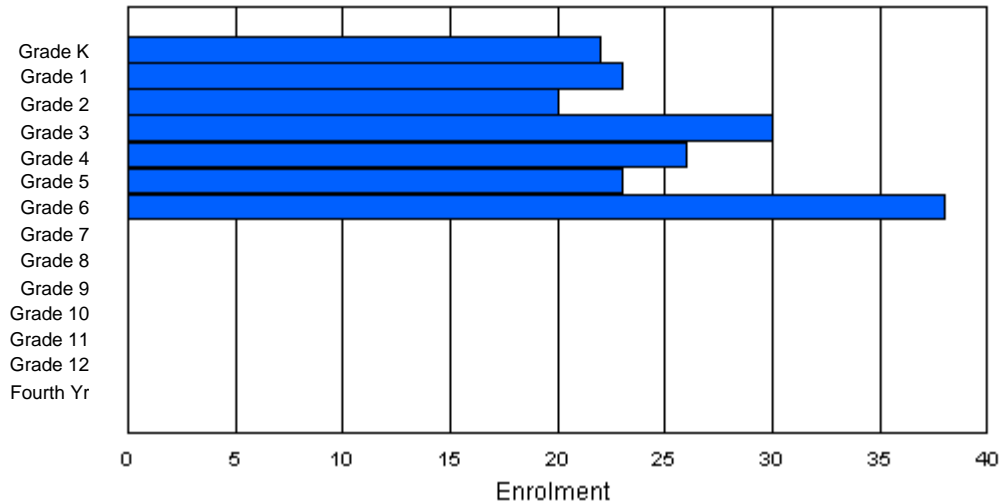
Enrolment By Age and Gender

Gender	Age																	Total
	5	6	7	8	9	10	11	12	13	14	15	16	17	18	19	20>		
Male	12	13	11	18	12	16	19	0	0	0	0	0	0	0	0	0	101	
Female	10	9	10	12	13	7	20	0	0	0	0	0	0	0	0	0	81	
Total	22	22	21	30	25	23	39	0	0	0	0	0	0	0	0	0	182	

Enrolment By Grade and Gender

Gender	Grade															Total
	K	1	2	3	4	5	6	7	8	9	10	11	12	4th		
Male	12	13	11	18	13	15	19	0	0	0	0	0	0	0	101	
Female	10	10	9	12	13	8	19	0	0	0	0	0	0	0	81	
Total	22	23	20	30	26	23	38	0	0	0	0	0	0	0	182	

Enrolment By Grade
For Greenwood Academy



* Data from the 2002-2003 AGR(Enrolment/Age as of the last day in Sept./Dec.)

** Newfoundland Statistics Classification System

*** May include itinerant teachers



**School Description Report
2002-03**

District 5 - Baie Verte/Central/Connaigre

#139 - Grenfell Intermediate School, Grand Falls-Windsor

Classification: Urban Community/Central Region**
Offers Distance Education: No

Grades: 7-8

Number of Grades: 2

[School FTE PTR : 17.1](#)

[District FTE PTR : 12.4](#)

[Provincial FTE PTR : 13.5](#)

[FTE Teachers](#) *** : 22.0

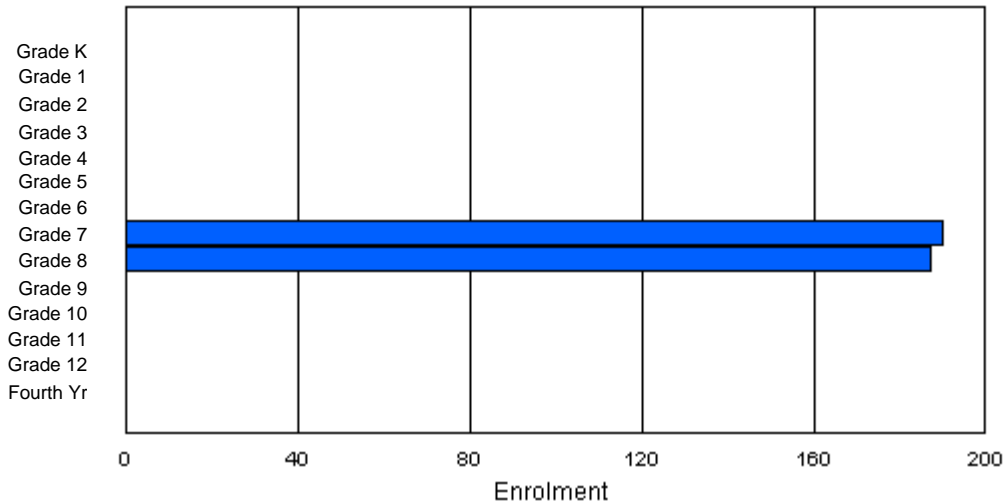
Enrolment By Age and Gender

Gender	Age																Total
	5	6	7	8	9	10	11	12	13	14	15	16	17	18	19	20>	
Male	0	0	0	0	0	0	0	91	101	2	0	0	0	0	0	0	194
Female	0	0	0	0	0	0	0	94	87	2	0	0	0	0	0	0	183
Total	0	0	0	0	0	0	0	185	188	4	0	0	0	0	0	0	377

Enrolment By Grade and Gender

Gender	Grade														Total
	K	1	2	3	4	5	6	7	8	9	10	11	12	4th	
Male	0	0	0	0	0	0	0	103	91	0	0	0	0	0	194
Female	0	0	0	0	0	0	0	87	96	0	0	0	0	0	183
Total	0	0	0	0	0	0	0	190	187	0	0	0	0	0	377

Enrolment By Grade
For Grenfell Intermediate School



* Data from the 2002-2003 AGR(Enrolment/Age as of the last day in Sept./Dec.)

** Newfoundland Statistics Classification System

*** May include itinerant teachers



**School Description Report
2002-03**

District 5 - Baie Verte/Central/Connaigre

#156 - H.L. Strong Academy, Little Bay Islands

Classification: Rural Community/Central Region**
Offers Distance Education: Yes

Grades: K,1,4-7,10,11 Number of Grades: 8

[School FTE PTR : 3.5](#)
[District FTE PTR : 12.4](#)
[Provincial FTE PTR : 13.5](#)

[FTE Teachers](#) *** : 3.0

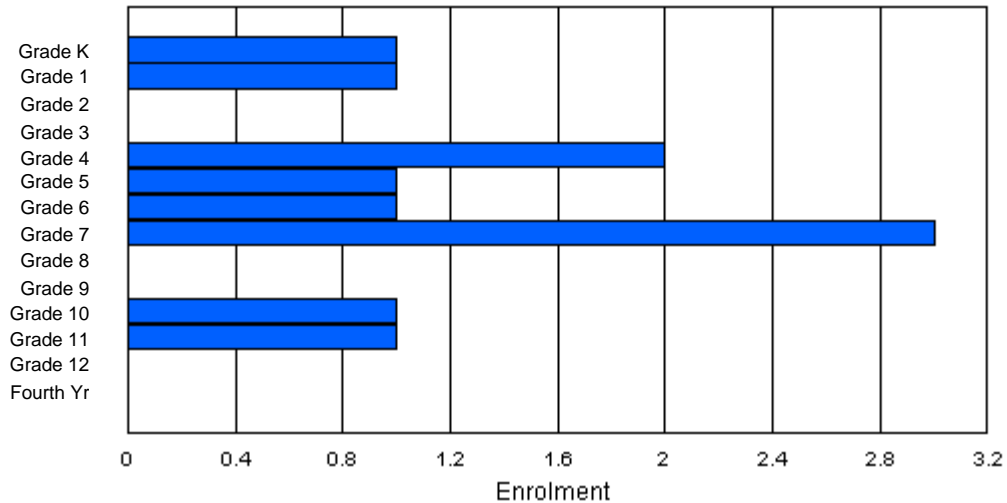
Enrolment By Age and Gender

Gender	Age																	Total
	5	6	7	8	9	10	11	12	13	14	15	16	17	18	19	20>		
Male	0	0	0	0	0	1	0	1	0	0	1	0	0	0	0	0	3	
Female	1	1	0	0	2	0	1	2	0	0	0	1	0	0	0	0	8	
Total	1	1	0	0	2	1	1	3	0	0	1	1	0	0	0	0	11	

Enrolment By Grade and Gender

Gender	Grade															Total
	K	1	2	3	4	5	6	7	8	9	10	11	12	4th		
Male	0	0	0	0	0	1	0	1	0	0	1	0	0	0	3	
Female	1	1	0	0	2	0	1	2	0	0	0	1	0	0	8	
Total	1	1	0	0	2	1	1	3	0	0	1	1	0	0	11	

Enrolment By Grade
For H.L. Strong Academy



* Data from the 2002-2003 AGR(Enrolment/Age as of the last day in Sept./Dec.)

** Newfoundland Statistics Classification System

*** May include itinerant teachers



**School Description Report
2002-03**

District 5 - Baie Verte/Central/Connaigre

#400 - Helen Tulk Elementary, Bishop's Falls

Classification: Rural Community/Central Region**
Offers Distance Education: No

Grades: K-5

Number of Grades: 6

[School FTE PTR : 12.6](#)

[District FTE PTR : 12.4](#)

[Provincial FTE PTR : 13.5](#)

[FTE Teachers](#) *** : 16.0

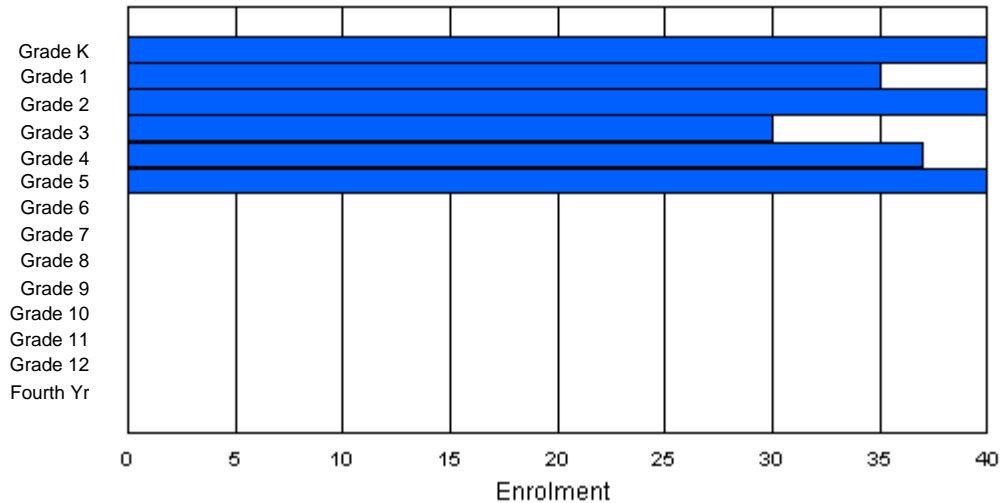
Enrolment By Age and Gender

Gender	Age																	Total
	5	6	7	8	9	10	11	12	13	14	15	16	17	18	19	20>		
Male	18	20	18	18	14	23	0	0	0	0	0	0	0	0	0	0	111	
Female	21	16	22	12	22	17	1	0	0	0	0	0	0	0	0	0	111	
Total	39	36	40	30	36	40	1	0	0	0	0	0	0	0	0	0	222	

Enrolment By Grade and Gender

Gender	Grade															Total
	K	1	2	3	4	5	6	7	8	9	10	11	12	4th		
Male	19	19	18	18	15	22	0	0	0	0	0	0	0	0	111	
Female	21	16	22	12	22	18	0	0	0	0	0	0	0	0	111	
Total	40	35	40	30	37	40	0	0	0	0	0	0	0	0	222	

Enrolment By Grade
For Helen Tulk Elementary



* Data from the 2002-2003 AGR(Enrolment/Age as of the last day in Sept./Dec.)

** Newfoundland Statistics Classification System

*** May include itinerant teachers



**School Description Report
2002-03**

District 5 - Baie Verte/Central/Connaigre

#154 - Hillside Elementary, La Scie

Classification: Rural Community/Central Region**
Offers Distance Education: No

Grades: K-6

Number of Grades: 7

[School FTE PTR : 13.7](#)

[District FTE PTR : 12.4](#)

[Provincial FTE PTR : 13.5](#)

[FTE Teachers](#) *** : 10.5

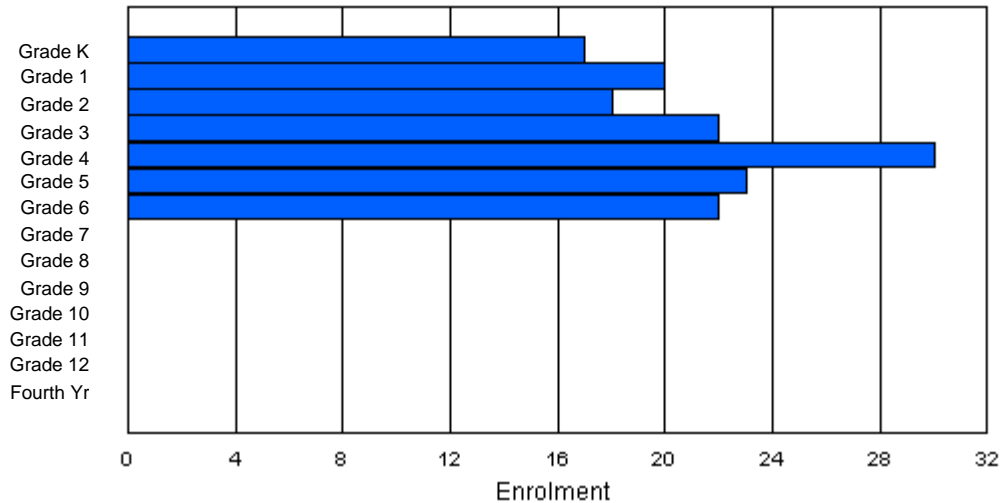
Enrolment By Age and Gender

Gender	Age																Total
	5	6	7	8	9	10	11	12	13	14	15	16	17	18	19	20>	
Male	10	9	8	8	17	17	13	0	0	0	0	0	0	0	0	0	82
Female	7	11	10	14	12	7	9	0	0	0	0	0	0	0	0	0	70
Total	17	20	18	22	29	24	22	0	0	0	0	0	0	0	0	0	152

Enrolment By Grade and Gender

Gender	Grade														Total
	K	1	2	3	4	5	6	7	8	9	10	11	12	4th	
Male	10	9	8	8	18	16	13	0	0	0	0	0	0	0	82
Female	7	11	10	14	12	7	9	0	0	0	0	0	0	0	70
Total	17	20	18	22	30	23	22	0	0	0	0	0	0	0	152

Enrolment By Grade
For Hillside Elementary



* Data from the 2002-2003 AGR(Enrolment/Age as of the last day in Sept./Dec.)

** Newfoundland Statistics Classification System

*** May include itinerant teachers



**School Description Report
2002-03**

District 5 - Baie Verte/Central/Connaigre

#412 - Holy Cross School, St. Alban's

Classification: Rural Community/Southern Region**
Offers Distance Education: No

Grades: 7-12

Number of Grades: 6

[School FTE PTR : 12.3](#)

[District FTE PTR : 12.4](#)

[Provincial FTE PTR : 13.5](#)

[FTE Teachers](#) *** : 15.0

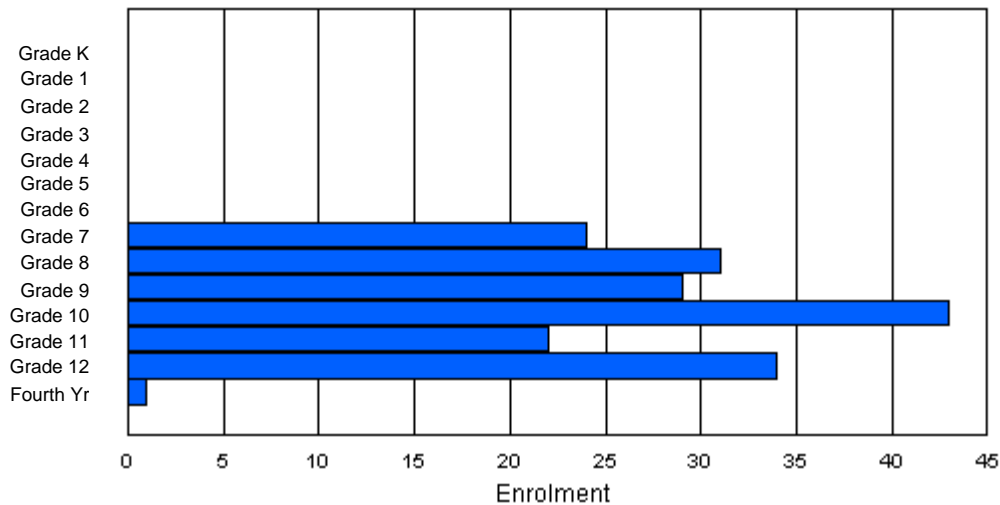
Enrolment By Age and Gender

Gender	Age																	Total
	5	6	7	8	9	10	11	12	13	14	15	16	17	18	19	20>		
Male	0	0	0	0	0	0	1	9	16	13	17	9	16	3	0	0	84	
Female	0	0	0	0	0	0	0	14	14	17	21	12	21	1	0	0	100	
Total	0	0	0	0	0	0	1	23	30	30	38	21	37	4	0	0	184	

Enrolment By Grade and Gender

Gender	Grade															Total
	K	1	2	3	4	5	6	7	8	9	10	11	12	4th		
Male	0	0	0	0	0	0	0	10	17	12	19	10	15	1	84	
Female	0	0	0	0	0	0	0	14	14	17	24	12	19	0	100	
Total	0	0	0	0	0	0	0	24	31	29	43	22	34	1	184	

Enrolment By Grade
For Holy Cross School



* Data from the 2002-2003 AGR(Enrolment/Age as of the last day in Sept./Dec.)

** Newfoundland Statistics Classification System

*** May include itinerant teachers



**School Description Report
2002-03**

District 5 - Baie Verte/Central/Connaigre

#171 - Indian River High School, Springdale

Classification: Rural Community/Central Region**
Offers Distance Education: No

Grades: 9-12

Number of Grades: 4

[School FTE PTR : 15.1](#)

[District FTE PTR : 12.4](#)

[Provincial FTE PTR : 13.5](#)

[FTE Teachers](#) *** : 17.0

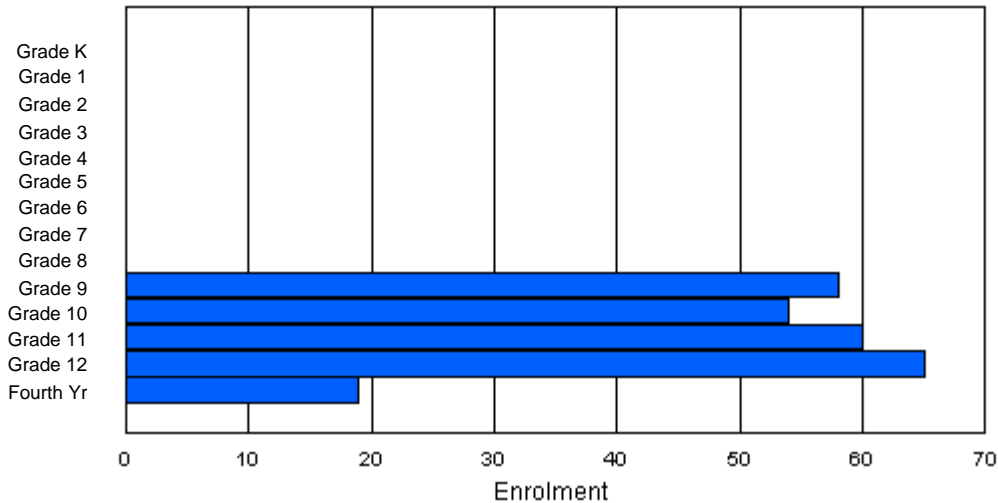
Enrolment By Age and Gender

Gender	Age																	Total
	5	6	7	8	9	10	11	12	13	14	15	16	17	18	19	20>		
Male	0	0	0	0	0	0	0	0	0	30	26	33	29	14	2	0	134	
Female	0	0	0	0	0	0	0	0	0	24	28	24	37	8	1	0	122	
Total	0	0	0	0	0	0	0	0	0	54	54	57	66	22	3	0	256	

Enrolment By Grade and Gender

Gender	Grade															Total
	K	1	2	3	4	5	6	7	8	9	10	11	12	4th		
Male	0	0	0	0	0	0	0	0	0	33	25	33	33	10	134	
Female	0	0	0	0	0	0	0	0	0	25	29	27	32	9	122	
Total	0	0	0	0	0	0	0	0	0	58	54	60	65	19	256	

Enrolment By Grade
For Indian River High School



* Data from the 2002-2003 AGR(Enrolment/Age as of the last day in Sept./Dec.)

** Newfoundland Statistics Classification System

*** May include itinerant teachers



**School Description Report
2002-03**

District 5 - Baie Verte/Central/Connaigre

#409 - Indian River Middle School, Springdale

Classification: Rural Community/Central Region**
Offers Distance Education: No

Grades: 4-8

Number of Grades: 5

[School FTE PTR : 14.1](#)

[District FTE PTR : 12.4](#)

[Provincial FTE PTR : 13.5](#)

[FTE Teachers](#) *** : 17.8

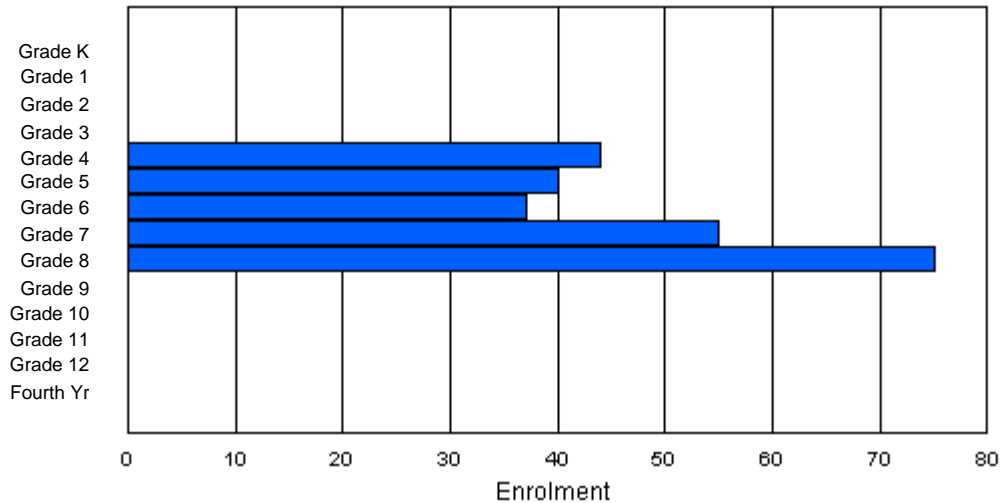
Enrolment By Age and Gender

Gender	Age																	Total
	5	6	7	8	9	10	11	12	13	14	15	16	17	18	19	20>		
Male	0	0	0	0	8	28	20	20	36	7	0	0	0	0	0	0	119	
Female	0	0	0	0	15	32	15	31	37	1	1	0	0	0	0	0	132	
Total	0	0	0	0	23	60	35	51	73	8	1	0	0	0	0	0	251	

Enrolment By Grade and Gender

Gender	Grade															Total
	K	1	2	3	4	5	6	7	8	9	10	11	12	4th		
Male	0	0	0	0	16	21	21	22	39	0	0	0	0	0	119	
Female	0	0	0	0	28	19	16	33	36	0	0	0	0	0	132	
Total	0	0	0	0	44	40	37	55	75	0	0	0	0	0	251	

Enrolment By Grade
For Indian River Middle School



* Data from the 2002-2003 AGR(Enrolment/Age as of the last day in Sept./Dec.)

** Newfoundland Statistics Classification System

*** May include itinerant teachers



**School Description Report
2002-03**

District 5 - Baie Verte/Central/Connaigre

#411 - Indian River Primary, Springdale

Classification: Rural Community/Central Region**
Offers Distance Education: No

Grades: K-3

Number of Grades: 4

[School FTE PTR : 12.1](#)

[District FTE PTR : 12.4](#)

[Provincial FTE PTR : 13.5](#)

[FTE Teachers](#) *** : 10.5

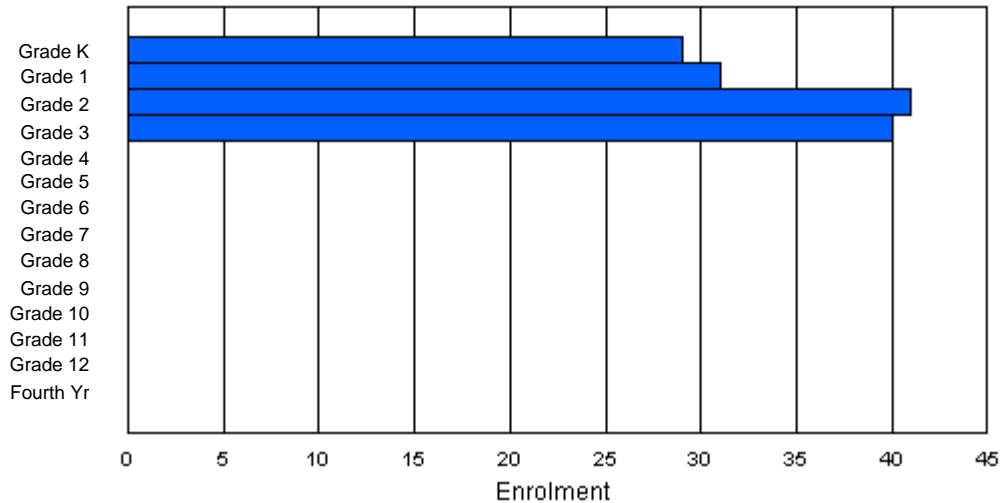
Enrolment By Age and Gender

Gender	Age																	Total
	5	6	7	8	9	10	11	12	13	14	15	16	17	18	19	20>		
Male	12	17	20	18	1	0	0	0	0	0	0	0	0	0	0	0	68	
Female	16	14	19	24	0	0	0	0	0	0	0	0	0	0	0	0	73	
Total	28	31	39	42	1	0	0	0	0	0	0	0	0	0	0	0	141	

Enrolment By Grade and Gender

Gender	Grade															Total
	K	1	2	3	4	5	6	7	8	9	10	11	12	4th		
Male	13	17	20	18	0	0	0	0	0	0	0	0	0	0	68	
Female	16	14	21	22	0	0	0	0	0	0	0	0	0	0	73	
Total	29	31	41	40	0	0	0	0	0	0	0	0	0	0	141	

Enrolment By Grade
For Indian River Primary



* Data from the 2002-2003 AGR(Enrolment/Age as of the last day in Sept./Dec.)

** Newfoundland Statistics Classification System

*** May include itinerant teachers



**School Description Report
2002-03**

District 5 - Baie Verte/Central/Connaigre

#151 - John Watkins Academy, Hermitage

Classification: Rural Community/Southern Region**
Offers Distance Education: Yes

Grades: K-12

Number of Grades: 13

[School FTE PTR : 9.4](#)
[District FTE PTR : 12.4](#)
[Provincial FTE PTR : 13.5](#)

[FTE Teachers](#) *** : 13.0

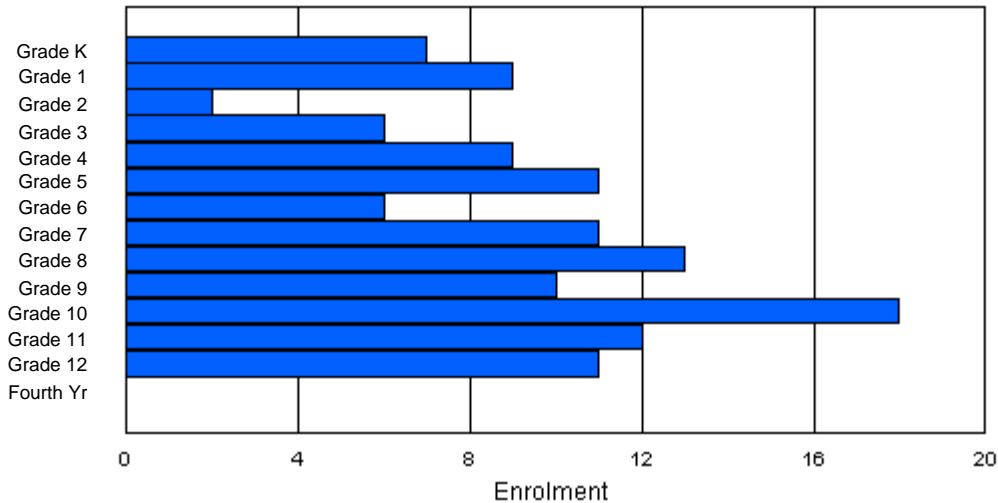
Enrolment By Age and Gender

Gender	Age																	Total
	5	6	7	8	9	10	11	12	13	14	15	16	17	18	19	20>		
Male	3	4	0	3	5	6	5	6	8	2	9	6	5	4	0	1	67	
Female	4	5	2	3	4	5	1	4	6	6	6	5	6	0	0	1	58	
Total	7	9	2	6	9	11	6	10	14	8	15	11	11	4	0	2	125	

Enrolment By Grade and Gender

Gender	Grade															Total
	K	1	2	3	4	5	6	7	8	9	10	11	12	4th		
Male	3	4	0	3	5	6	5	7	7	4	12	6	5	0	67	
Female	4	5	2	3	4	5	1	4	6	6	6	6	6	0	58	
Total	7	9	2	6	9	11	6	11	13	10	18	12	11	0	125	

Enrolment By Grade
For John Watkins Academy



* Data from the 2002-2003 AGR(Enrolment/Age as of the last day in Sept./Dec.)

** Newfoundland Statistics Classification System

*** May include itinerant teachers



**School Description Report
2002-03**

District 5 - Baie Verte/Central/Connaigre

#149 - King Academy, Harbour Breton

Classification: Rural Community/Southern Region**
Offers Distance Education: No

Grades: 7-12

Number of Grades: 6

[School FTE PTR : 12.3](#)

[District FTE PTR : 12.4](#)

[Provincial FTE PTR : 13.5](#)

[FTE Teachers](#) *** : 15.0

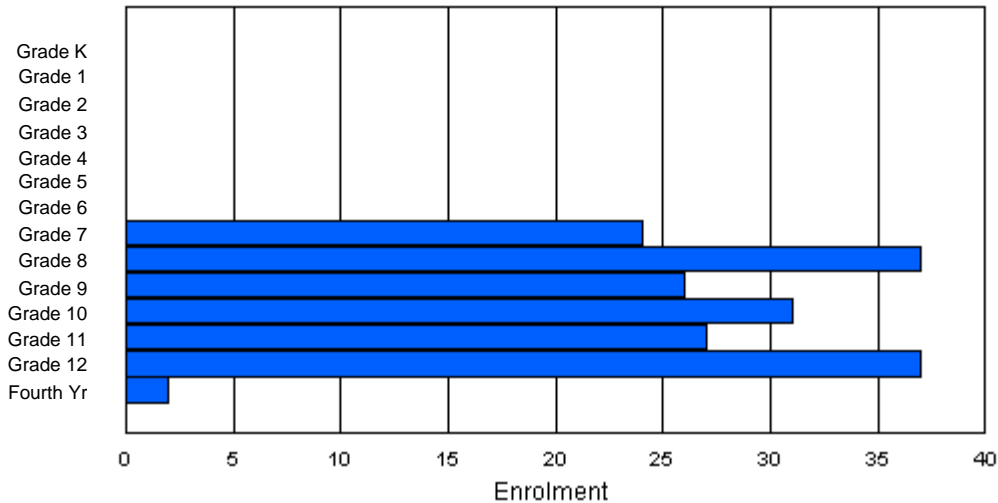
Enrolment By Age and Gender

Gender	Age																	Total
	5	6	7	8	9	10	11	12	13	14	15	16	17	18	19	20>		
Male	0	0	0	0	0	0	0	11	16	13	15	11	23	1	2	1	93	
Female	0	0	0	0	0	0	0	13	20	13	14	15	16	0	0	0	91	
Total	0	0	0	0	0	0	0	24	36	26	29	26	39	1	2	1	184	

Enrolment By Grade and Gender

Gender	Grade															Total
	K	1	2	3	4	5	6	7	8	9	10	11	12	4th		
Male	0	0	0	0	0	0	0	11	17	13	16	12	22	2	93	
Female	0	0	0	0	0	0	0	13	20	13	15	15	15	0	91	
Total	0	0	0	0	0	0	0	24	37	26	31	27	37	2	184	

Enrolment By Grade
For King Academy



* Data from the 2002-2003 AGR(Enrolment/Age as of the last day in Sept./Dec.)

** Newfoundland Statistics Classification System

*** May include itinerant teachers



**School Description Report
2002-03**

District 5 - Baie Verte/Central/Connaigre

#135 - L.P. Purchase Academy, Botwood

Classification: Urban Community/Central Region**
Offers Distance Education: No

Grades: 7-8

Number of Grades: 2

[School FTE PTR : 16.6](#)

[District FTE PTR : 12.4](#)

[Provincial FTE PTR : 13.5](#)

[FTE Teachers](#) *** : 8.5

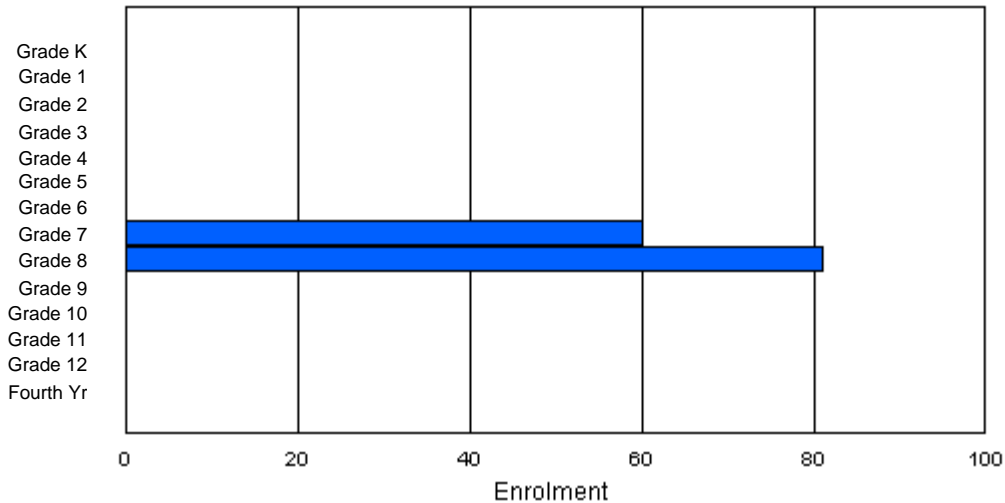
Enrolment By Age and Gender

Gender	Age																Total
	5	6	7	8	9	10	11	12	13	14	15	16	17	18	19	20>	
Male	0	0	0	0	0	0	0	33	38	5	0	0	0	0	0	0	76
Female	0	0	0	0	0	0	0	23	40	2	0	0	0	0	0	0	65
Total	0	0	0	0	0	0	0	56	78	7	0	0	0	0	0	0	141

Enrolment By Grade and Gender

Gender	Grade														Total
	K	1	2	3	4	5	6	7	8	9	10	11	12	4th	
Male	0	0	0	0	0	0	0	35	41	0	0	0	0	0	76
Female	0	0	0	0	0	0	0	25	40	0	0	0	0	0	65
Total	0	0	0	0	0	0	0	60	81	0	0	0	0	0	141

Enrolment By Grade
For L.P. Purchase Academy



* Data from the 2002-2003 AGR(Enrolment/Age as of the last day in Sept./Dec.)

** Newfoundland Statistics Classification System

*** May include itinerant teachers



**School Description Report
2002-03**

District 5 - Baie Verte/Central/Connaigre

#403 - Lakeside Academy, Buchans

Classification: Rural Community/Central Region**
Offers Distance Education: Yes

Grades: K-12

Number of Grades: 13

[School FTE PTR : 8.6](#)
[District FTE PTR : 12.4](#)
[Provincial FTE PTR : 13.5](#)

[FTE Teachers](#) *** : 13.8

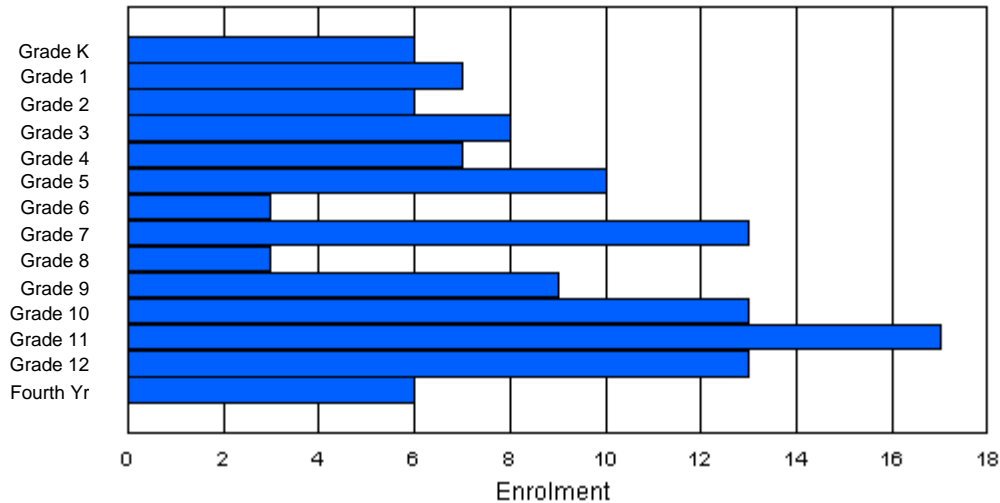
Enrolment By Age and Gender

Gender	Age																	Total
	5	6	7	8	9	10	11	12	13	14	15	16	17	18	19	20>		
Male	3	3	5	4	3	4	2	5	2	6	7	9	8	2	0	2	65	
Female	3	3	2	4	4	6	1	8	1	3	6	7	6	2	0	0	56	
Total	6	6	7	8	7	10	3	13	3	9	13	16	14	4	0	2	121	

Enrolment By Grade and Gender

Gender	Grade															Total
	K	1	2	3	4	5	6	7	8	9	10	11	12	4th		
Male	3	3	5	4	3	4	2	5	2	6	7	10	7	4	65	
Female	3	4	1	4	4	6	1	8	1	3	6	7	6	2	56	
Total	6	7	6	8	7	10	3	13	3	9	13	17	13	6	121	

Enrolment By Grade
For Lakeside Academy



* Data from the 2002-2003 AGR(Enrolment/Age as of the last day in Sept./Dec.)

** Newfoundland Statistics Classification System

*** May include itinerant teachers



**School Description Report
2002-03**

District 5 - Baie Verte/Central/Connaigre

#155 - Leading Ticks Elementary, Leading Ticks

Classification: Rural Community/Central Region**
Offers Distance Education: No

Grades: K-6

Number of Grades: 7

[School FTE PTR : 9.1](#)

[District FTE PTR : 12.4](#)

[Provincial FTE PTR : 13.5](#)

[FTE Teachers](#) *** : 4.5

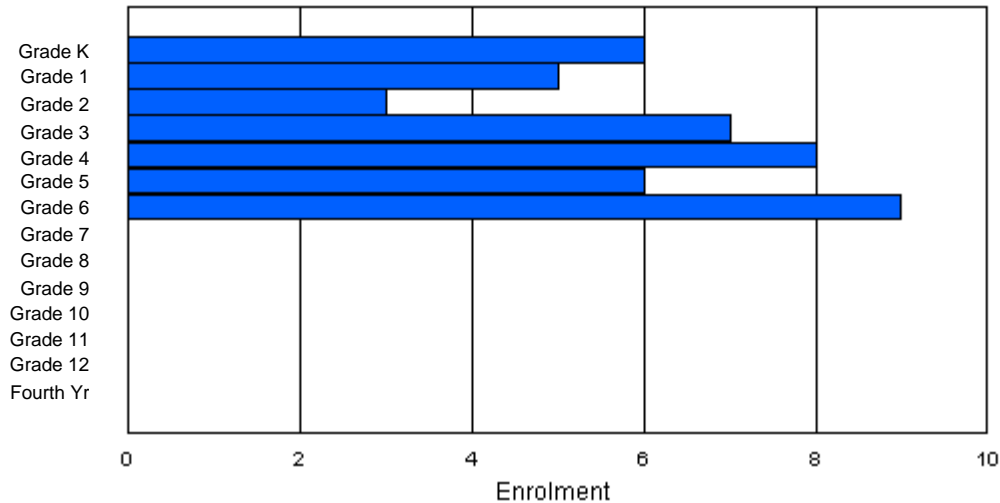
Enrolment By Age and Gender

Gender	Age																	Total
	5	6	7	8	9	10	11	12	13	14	15	16	17	18	19	20>		
Male	1	4	2	4	4	3	5	0	0	0	0	0	0	0	0	0	23	
Female	5	1	1	3	4	3	4	0	0	0	0	0	0	0	0	0	21	
Total	6	5	3	7	8	6	9	0	0	0	0	0	0	0	0	0	44	

Enrolment By Grade and Gender

Gender	Grade															Total
	K	1	2	3	4	5	6	7	8	9	10	11	12	4th		
Male	1	4	2	4	4	3	5	0	0	0	0	0	0	0	23	
Female	5	1	1	3	4	3	4	0	0	0	0	0	0	0	21	
Total	6	5	3	7	8	6	9	0	0	0	0	0	0	0	44	

Enrolment By Grade
For Leading Ticks Elementary



* Data from the 2002-2003 AGR(Enrolment/Age as of the last day in Sept./Dec.)

** Newfoundland Statistics Classification System

*** May include itinerant teachers



**School Description Report
2002-03**

District 5 - Baie Verte/Central/Connaigre

#402 - Leo Burke Academy, Bishop's Falls

Classification: Rural Community/Central Region**
Offers Distance Education: No

Grades: 8-12

Number of Grades: 5

[School FTE PTR : 15.5](#)

[District FTE PTR : 12.4](#)

[Provincial FTE PTR : 13.5](#)

[FTE Teachers](#) *** : 18.0

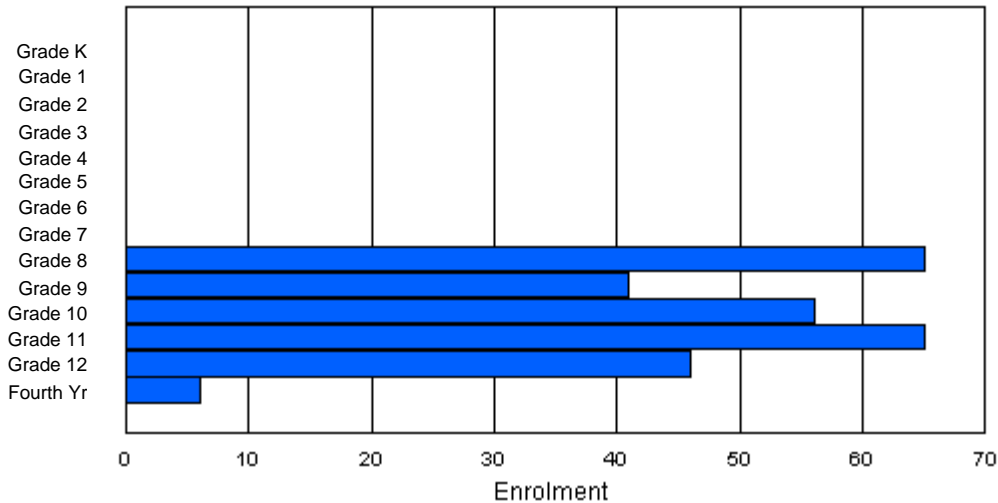
Enrolment By Age and Gender

Gender	Age																	Total
	5	6	7	8	9	10	11	12	13	14	15	16	17	18	19	20>		
Male	0	0	0	0	0	0	0	0	39	24	19	41	23	4	0	0	150	
Female	0	0	0	0	0	0	0	0	24	17	32	26	27	3	0	0	129	
Total	0	0	0	0	0	0	0	0	63	41	51	67	50	7	0	0	279	

Enrolment By Grade and Gender

Gender	Grade															Total
	K	1	2	3	4	5	6	7	8	9	10	11	12	4th		
Male	0	0	0	0	0	0	0	0	41	22	21	41	20	5	150	
Female	0	0	0	0	0	0	0	0	24	19	35	24	26	1	129	
Total	0	0	0	0	0	0	0	0	65	41	56	65	46	6	279	

Enrolment By Grade
For Leo Burke Academy



* Data from the 2002-2003 AGR(Enrolment/Age as of the last day in Sept./Dec.)

** Newfoundland Statistics Classification System

*** May include itinerant teachers



**School Description Report
2002-03**

District 5 - Baie Verte/Central/Connaigre

#128 - Long Island Academy, Beaumont

Classification: Rural Community/Central Region**
Offers Distance Education: Yes

Grades: K-6,8-12

Number of Grades: 12

[School FTE PTR : 7.0](#)

[District FTE PTR : 12.4](#)

[Provincial FTE PTR : 13.5](#)

[FTE Teachers](#) *** : 7.0

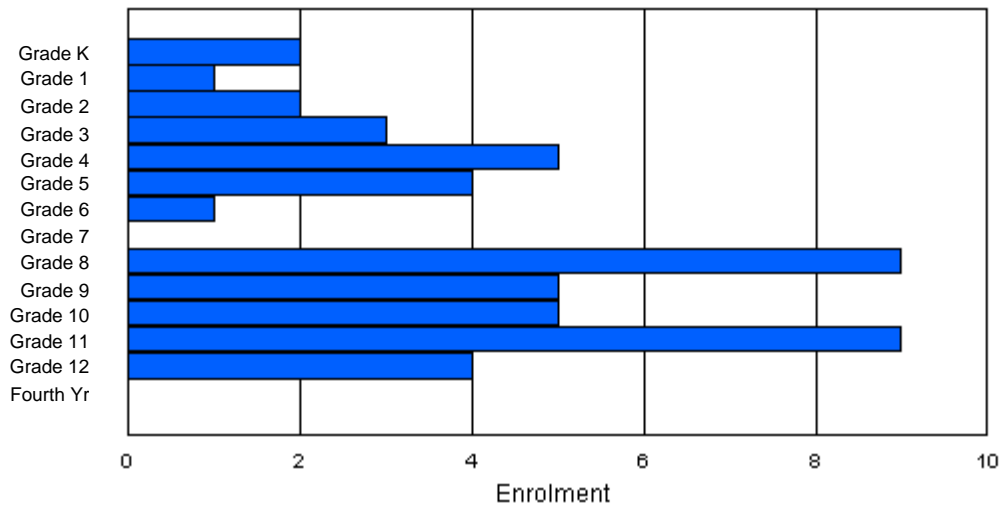
Enrolment By Age and Gender

Gender	Age																	Total
	5	6	7	8	9	10	11	12	13	14	15	16	17	18	19	20>		
Male	2	1	1	2	2	2	1	0	6	2	4	2	2	0	0	0	27	
Female	0	0	1	0	4	2	0	0	3	3	2	6	2	0	0	0	23	
Total	2	1	2	2	6	4	1	0	9	5	6	8	4	0	0	0	50	

Enrolment By Grade and Gender

Gender	Grade															Total
	K	1	2	3	4	5	6	7	8	9	10	11	12	4th		
Male	2	1	1	2	2	2	1	0	6	2	3	3	2	0	27	
Female	0	0	1	1	3	2	0	0	3	3	2	6	2	0	23	
Total	2	1	2	3	5	4	1	0	9	5	5	9	4	0	50	

Enrolment By Grade
For Long Island Academy



* Data from the 2002-2003 AGR(Enrolment/Age as of the last day in Sept./Dec.)

** Newfoundland Statistics Classification System

*** May include itinerant teachers



**School Description Report
2002-03**

District 5 - Baie Verte/Central/Connaigre

#404 - M.W. Jeans Academy, Burlington

Classification: Rural Community/Central Region**
Offers Distance Education: No

Grades: K-6

Number of Grades: 7

[School FTE PTR : 10.0](#)

[District FTE PTR : 12.4](#)

[Provincial FTE PTR : 13.5](#)

[FTE Teachers](#) *** : 6.0

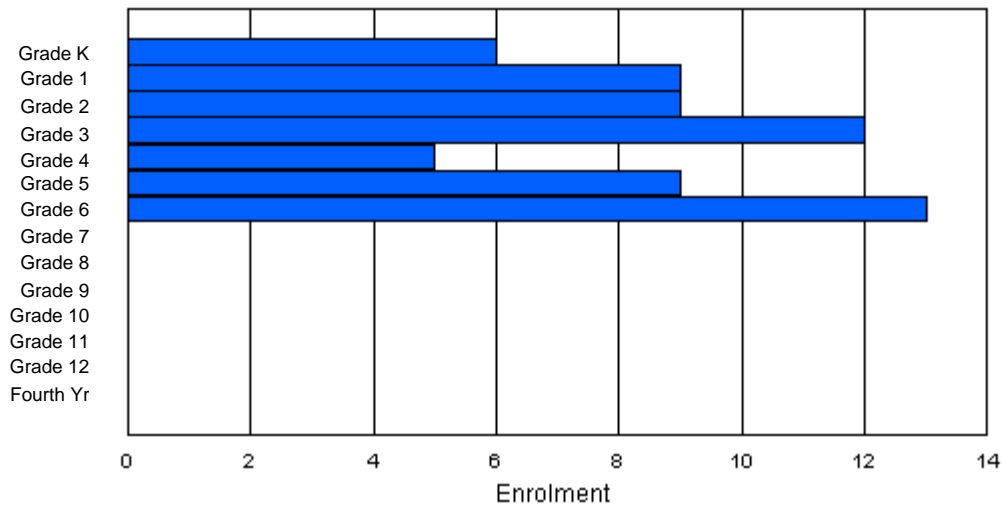
Enrolment By Age and Gender

Gender	Age																	Total
	5	6	7	8	9	10	11	12	13	14	15	16	17	18	19	20>		
Male	3	5	3	5	3	8	5	0	0	0	0	0	0	0	0	0	32	
Female	3	4	6	6	2	2	7	1	0	0	0	0	0	0	0	0	31	
Total	6	9	9	11	5	10	12	1	0	0	0	0	0	0	0	0	63	

Enrolment By Grade and Gender

Gender	Grade															Total
	K	1	2	3	4	5	6	7	8	9	10	11	12	4th		
Male	3	5	3	6	3	7	5	0	0	0	0	0	0	0	32	
Female	3	4	6	6	2	2	8	0	0	0	0	0	0	0	31	
Total	6	9	9	12	5	9	13	0	0	0	0	0	0	0	63	

Enrolment By Grade
For M.W. Jeans Academy



* Data from the 2002-2003 AGR(Enrolment/Age as of the last day in Sept./Dec.)

** Newfoundland Statistics Classification System

*** May include itinerant teachers



**School Description Report
2002-03**

District 5 - Baie Verte/Central/Connaigre

#133 - Memorial Academy, Botwood

Classification: Urban Community/Central Region**
Offers Distance Education: No

Grades: K-6

Number of Grades: 7

[School FTE PTR : 14.3](#)

[District FTE PTR : 12.4](#)

[Provincial FTE PTR : 13.5](#)

[FTE Teachers](#) *** : 25.0

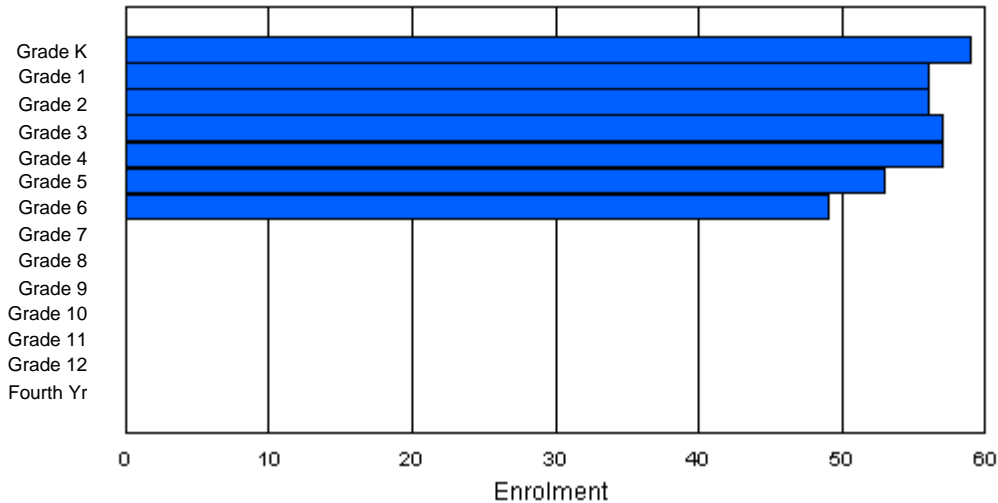
Enrolment By Age and Gender

Gender	Age																Total
	5	6	7	8	9	10	11	12	13	14	15	16	17	18	19	20>	
Male	34	30	30	28	29	32	23	2	0	0	0	0	0	0	0	0	208
Female	25	26	25	30	26	23	24	0	0	0	0	0	0	0	0	0	179
Total	59	56	55	58	55	55	47	2	0	0	0	0	0	0	0	0	387

Enrolment By Grade and Gender

Gender	Grade														Total
	K	1	2	3	4	5	6	7	8	9	10	11	12	4th	
Male	34	30	31	27	31	30	25	0	0	0	0	0	0	0	208
Female	25	26	25	30	26	23	24	0	0	0	0	0	0	0	179
Total	59	56	56	57	57	53	49	0	0	0	0	0	0	0	387

Enrolment By Grade
For Memorial Academy



* Data from the 2002-2003 AGR(Enrolment/Age as of the last day in Sept./Dec.)

** Newfoundland Statistics Classification System

*** May include itinerant teachers



**School Description Report
2002-03**

District 5 - Baie Verte/Central/Connaigre

#143 - Millcrest Academy, Grand Falls-Windsor

Classification: Urban Community/Central Region**
Offers Distance Education: No

Grades: 4-6

Number of Grades: 3

[School FTE PTR : 14.4](#)

[District FTE PTR : 12.4](#)

[Provincial FTE PTR : 13.5](#)

[FTE Teachers](#) *** : 21.0

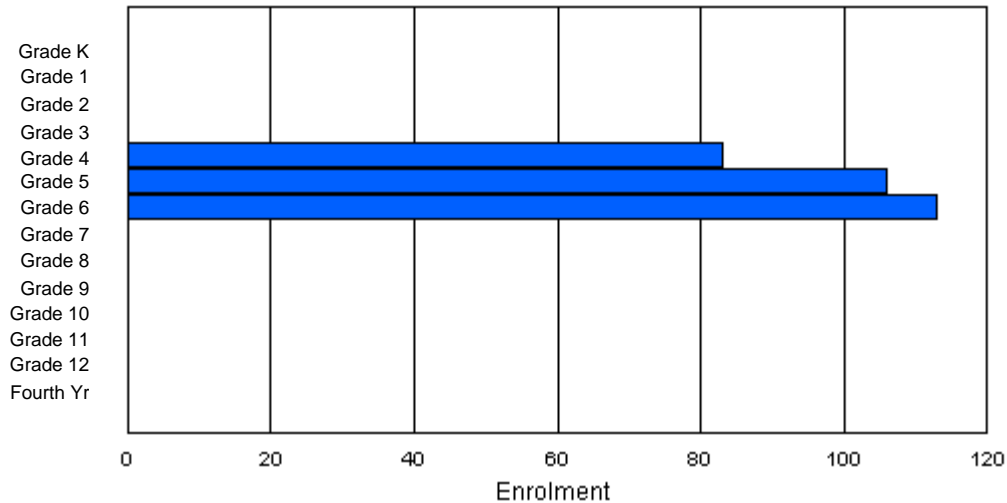
Enrolment By Age and Gender

Gender	Age																	Total
	5	6	7	8	9	10	11	12	13	14	15	16	17	18	19	20>		
Male	0	0	0	0	40	48	62	1	0	0	0	0	0	0	0	0	151	
Female	0	0	0	0	43	58	49	1	0	0	0	0	0	0	0	0	151	
Total	0	0	0	0	83	106	111	2	0	0	0	0	0	0	0	0	302	

Enrolment By Grade and Gender

Gender	Grade															Total
	K	1	2	3	4	5	6	7	8	9	10	11	12	4th		
Male	0	0	0	0	40	48	63	0	0	0	0	0	0	0	151	
Female	0	0	0	0	43	58	50	0	0	0	0	0	0	0	151	
Total	0	0	0	0	83	106	113	0	0	0	0	0	0	0	302	

Enrolment By Grade
For Millcrest Academy



* Data from the 2002-2003 AGR(Enrolment/Age as of the last day in Sept./Dec.)

** Newfoundland Statistics Classification System

*** May include itinerant teachers



School Description Report 2002-03

District 5 - Baie Verte/Central/Connaigre

#158 - MSB Regional Academy, Middle Arm

Classification: Rural Community/Central Region**
Offers Distance Education: Yes

Grades: K-12

Number of Grades: 13

[School FTE PTR : 11.1](#)

[District FTE PTR : 12.4](#)

[Provincial FTE PTR : 13.5](#)

[FTE Teachers](#) *** : 16.0

Enrolment By Age and Gender

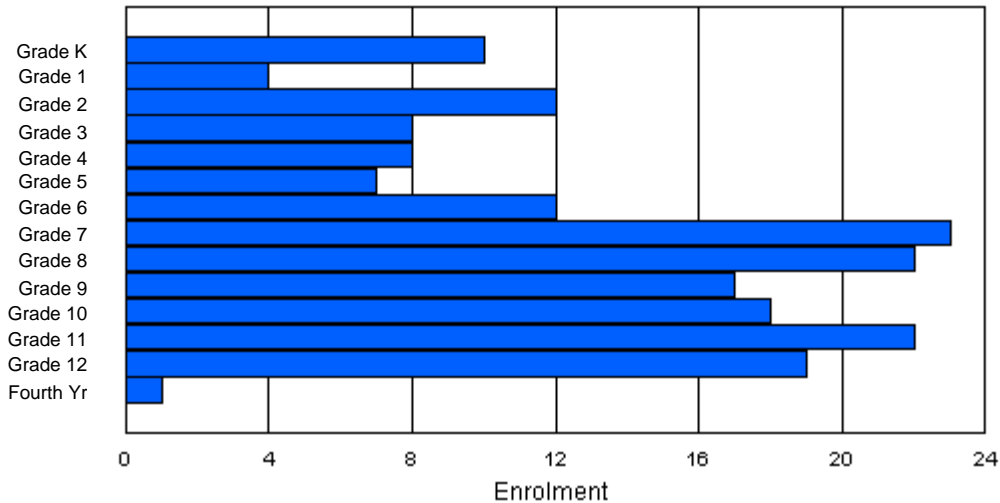
Gender	Age																	Total
	5	6	7	8	9	10	11	12	13	14	15	16	17	18	19	20>		
Male	7	1	5	5	4	4	7	9	14	7	5	10	16	2	0	0	96	
Female	3	3	7	3	3	3	5	12	8	12	12	8	8	0	0	0	87	
Total	10	4	12	8	7	7	12	21	22	19	17	18	24	2	0	0	183	

Enrolment By Grade and Gender

Gender	Grade															Total
	K	1	2	3	4	5	6	7	8	9	10	11	12	4th		
Male	7	1	5	5	5	4	7	11	13	6	6	13	12	1	96	
Female	3	3	7	3	3	3	5	12	9	11	12	9	7	0	87	
Total	10	4	12	8	8	7	12	23	22	17	18	22	19	1	183	

Enrolment By Grade

For MSB Regional Academy



* Data from the 2002-2003 AGR(Enrolment/Age as of the last day in Sept./Dec.)

** Newfoundland Statistics Classification System

*** May include itinerant teachers



**School Description Report
2002-03**

District 5 - Baie Verte/Central/Connaigre

#163 - Point Leamington Academy, Point Leamington

Classification: Rural Community/Central Region**
Offers Distance Education: Yes

Grades: K-12

Number of Grades: 13

[School FTE PTR : 11.2](#)
[District FTE PTR : 12.4](#)
[Provincial FTE PTR : 13.5](#)

[FTE Teachers](#) *** : 14.0

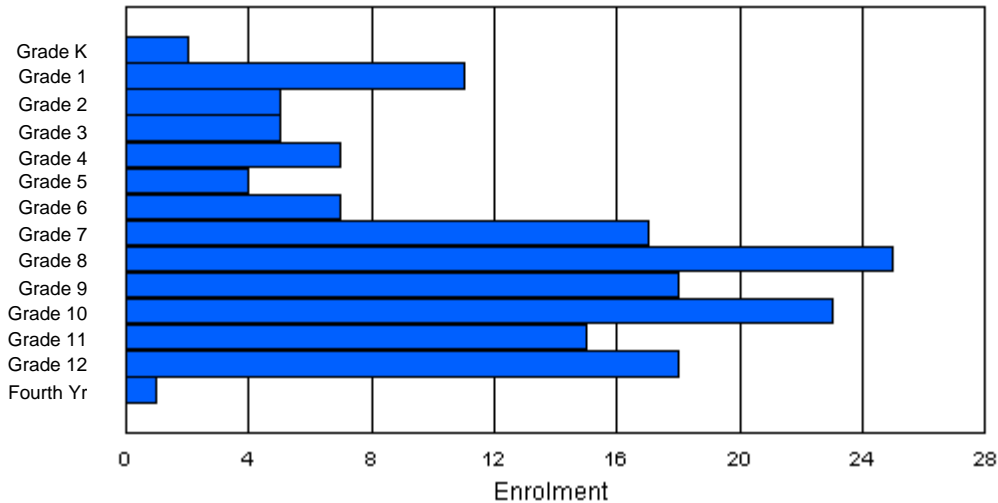
Enrolment By Age and Gender

Gender	Age																	Total
	5	6	7	8	9	10	11	12	13	14	15	16	17	18	19	20>		
Male	0	4	1	4	4	1	4	6	12	11	12	12	10	5	0	0	86	
Female	2	7	4	1	3	3	3	11	8	8	13	3	5	1	0	0	72	
Total	2	11	5	5	7	4	7	17	20	19	25	15	15	6	0	0	158	

Enrolment By Grade and Gender

Gender	Grade															Total
	K	1	2	3	4	5	6	7	8	9	10	11	12	4th		
Male	0	4	1	4	4	1	4	6	16	9	12	12	12	1	86	
Female	2	7	4	1	3	3	3	11	9	9	11	3	6	0	72	
Total	2	11	5	5	7	4	7	17	25	18	23	15	18	1	158	

Enrolment By Grade
For Point Leamington Academy



* Data from the 2002-2003 AGR(Enrolment/Age as of the last day in Sept./Dec.)

** Newfoundland Statistics Classification System

*** May include itinerant teachers



**School Description Report
2002-03**

District 5 - Baie Verte/Central/Connaigre

#170 - South Brook Academy, South Brook

Classification: Rural Community/Central Region**
Offers Distance Education: No

Grades: K-6

Number of Grades: 7

[School FTE PTR : 10.0](#)

[District FTE PTR : 12.4](#)

[Provincial FTE PTR : 13.5](#)

[FTE Teachers](#) *** : 4.5

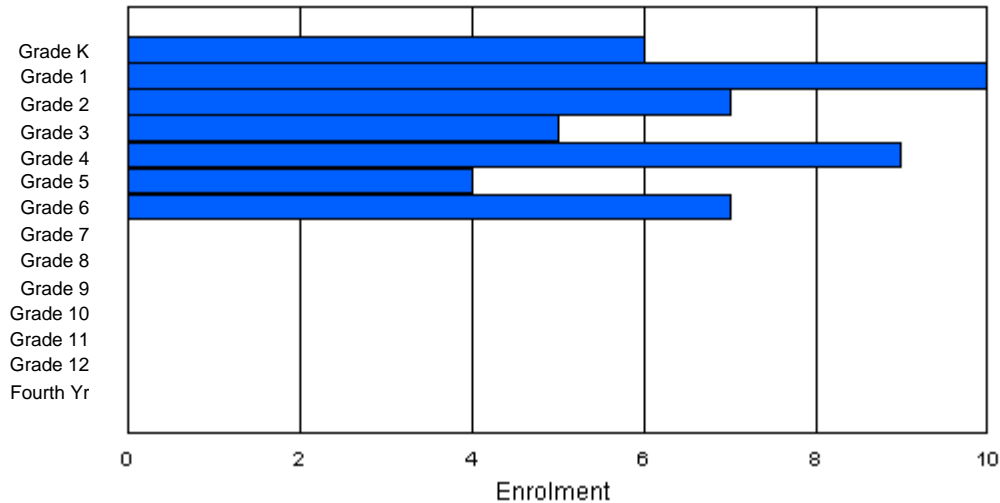
Enrolment By Age and Gender

Gender	Age																	Total
	5	6	7	8	9	10	11	12	13	14	15	16	17	18	19	20>		
Male	3	3	3	3	4	1	3	1	0	0	0	0	0	0	0	0	21	
Female	3	7	4	2	3	4	3	1	0	0	0	0	0	0	0	0	27	
Total	6	10	7	5	7	5	6	2	0	0	0	0	0	0	0	0	48	

Enrolment By Grade and Gender

Gender	Grade															Total
	K	1	2	3	4	5	6	7	8	9	10	11	12	4th		
Male	3	3	3	3	5	0	4	0	0	0	0	0	0	0	21	
Female	3	7	4	2	4	4	3	0	0	0	0	0	0	0	27	
Total	6	10	7	5	9	4	7	0	0	0	0	0	0	0	48	

Enrolment By Grade
For South Brook Academy



* Data from the 2002-2003 AGR(Enrolment/Age as of the last day in Sept./Dec.)

** Newfoundland Statistics Classification System

*** May include itinerant teachers



**School Description Report
2002-03**

District 5 - Baie Verte/Central/Connaigre

#144 - Sprucewood Academy, Grand Falls-Windsor

Classification: Urban Community/Central Region**
Offers Distance Education: No

Grades: K-6

Number of Grades: 7

[School FTE PTR : 14.5](#)

[District FTE PTR : 12.4](#)

[Provincial FTE PTR : 13.5](#)

[FTE Teachers](#) *** : 24.8

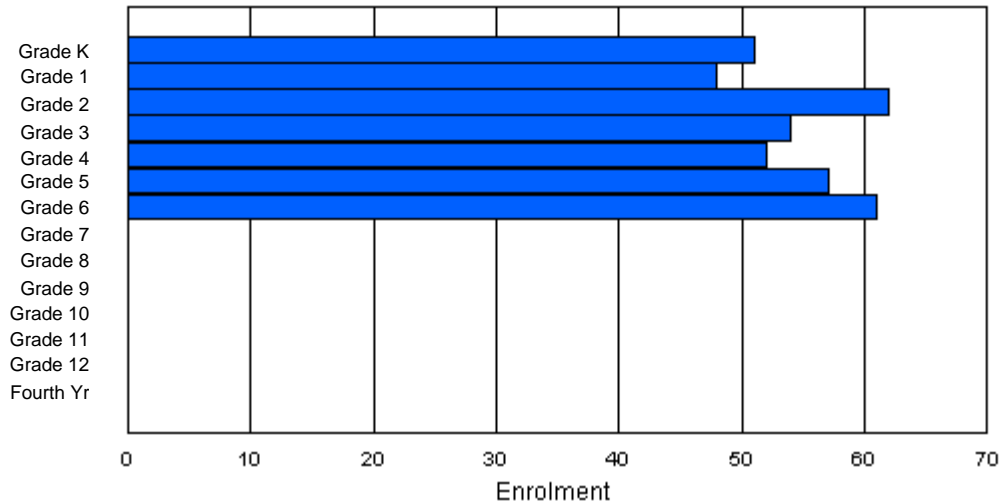
Enrolment By Age and Gender

Gender	Age																Total
	5	6	7	8	9	10	11	12	13	14	15	16	17	18	19	20>	
Male	29	26	34	22	25	26	28	0	0	0	0	0	0	0	0	0	190
Female	21	22	25	33	28	33	33	0	0	0	0	0	0	0	0	0	195
Total	50	48	59	55	53	59	61	0	0	0	0	0	0	0	0	0	385

Enrolment By Grade and Gender

Gender	Grade														Total
	K	1	2	3	4	5	6	7	8	9	10	11	12	4th	
Male	30	25	35	21	26	25	28	0	0	0	0	0	0	0	190
Female	21	23	27	33	26	32	33	0	0	0	0	0	0	0	195
Total	51	48	62	54	52	57	61	0	0	0	0	0	0	0	385

Enrolment By Grade
For Sprucewood Academy



* Data from the 2002-2003 AGR(Enrolment/Age as of the last day in Sept./Dec.)

** Newfoundland Statistics Classification System

*** May include itinerant teachers



**School Description Report
2002-03**

District 5 - Baie Verte/Central/Connaigre

#150 - St. Joseph's Elementary, Harbour Breton

Classification: Rural Community/Southern Region**
Offers Distance Education: No

Grades: K-6

Number of Grades: 7

[School FTE PTR : 12.5](#)

[District FTE PTR : 12.4](#)

[Provincial FTE PTR : 13.5](#)

[FTE Teachers](#) *** : 13.0

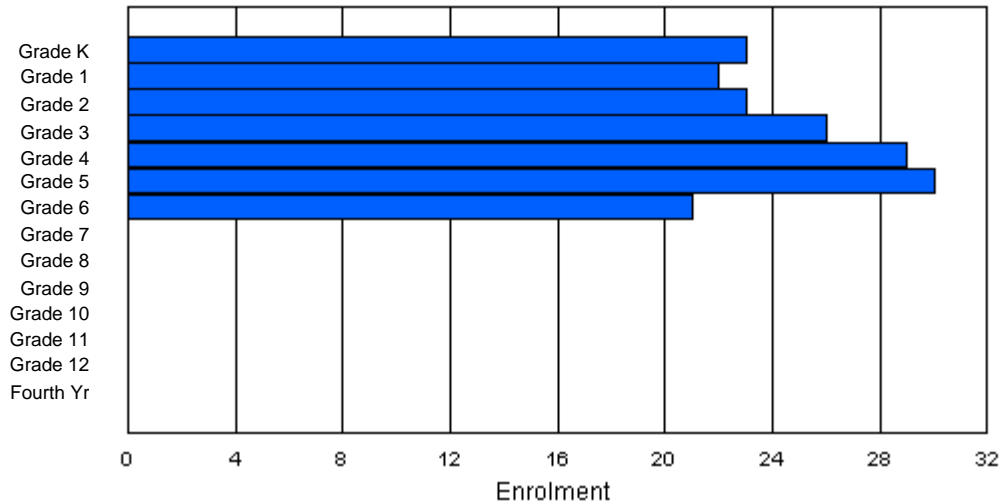
Enrolment By Age and Gender

Gender	Age																	Total
	5	6	7	8	9	10	11	12	13	14	15	16	17	18	19	20>		
Male	14	12	10	13	20	13	13	0	0	0	0	0	0	0	0	0	95	
Female	9	10	13	13	9	17	8	0	0	0	0	0	0	0	0	0	79	
Total	23	22	23	26	29	30	21	0	0	0	0	0	0	0	0	0	174	

Enrolment By Grade and Gender

Gender	Grade															Total
	K	1	2	3	4	5	6	7	8	9	10	11	12	4th		
Male	14	12	10	13	20	13	13	0	0	0	0	0	0	0	95	
Female	9	10	13	13	9	17	8	0	0	0	0	0	0	0	79	
Total	23	22	23	26	29	30	21	0	0	0	0	0	0	0	174	

Enrolment By Grade
For St. Joseph's Elementary



* Data from the 2002-2003 AGR(Enrolment/Age as of the last day in Sept./Dec.)

** Newfoundland Statistics Classification System

*** May include itinerant teachers



**School Description Report
2002-03**

District 5 - Baie Verte/Central/Connaigre

#174 - St. Peter's Academy, Westport

Classification: Rural Community/Central Region**
Offers Distance Education: Yes

Grades: K-12

Number of Grades: 13

[School FTE PTR : 8.8](#)

[District FTE PTR : 12.4](#)

[Provincial FTE PTR : 13.5](#)

[FTE Teachers](#) *** : 9.0

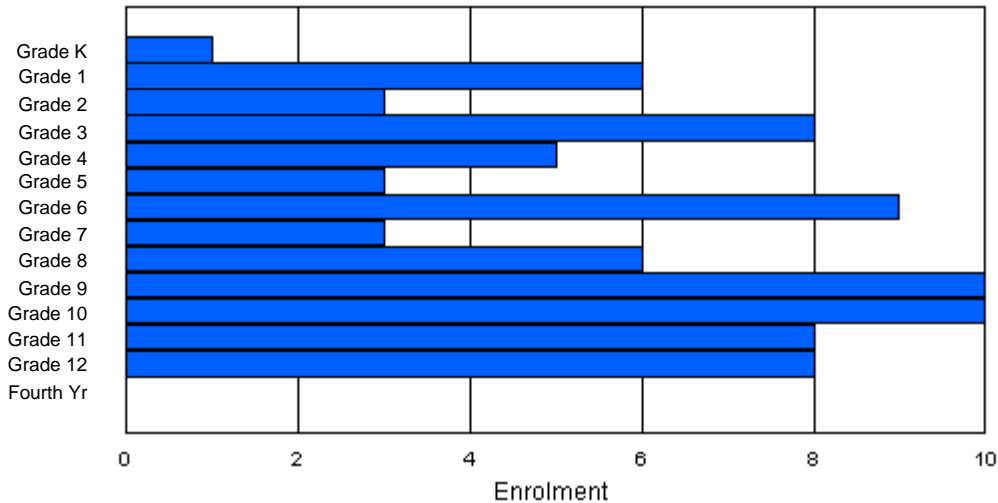
Enrolment By Age and Gender

Gender	Age																	Total
	5	6	7	8	9	10	11	12	13	14	15	16	17	18	19	20>		
Male	1	3	1	3	2	3	3	1	2	4	5	5	6	0	0	0	39	
Female	0	3	2	5	2	1	6	3	3	5	5	2	3	0	1	0	41	
Total	1	6	3	8	4	4	9	4	5	9	10	7	9	0	1	0	80	

Enrolment By Grade and Gender

Gender	Grade															Total
	K	1	2	3	4	5	6	7	8	9	10	11	12	4th		
Male	1	3	1	3	3	2	3	1	2	4	6	6	4	0	39	
Female	0	3	2	5	2	1	6	2	4	6	4	2	4	0	41	
Total	1	6	3	8	5	3	9	3	6	10	10	8	8	0	80	

Enrolment By Grade
For St. Peter's Academy



* Data from the 2002-2003 AGR(Enrolment/Age as of the last day in Sept./Dec.)

** Newfoundland Statistics Classification System

*** May include itinerant teachers



**School Description Report
2002-03**

District 5 - Baie Verte/Central/Connaigre

#157 - St. Peter's AG, McCallum

Classification: Rural Community/Southern Region**
Offers Distance Education: Yes

Grades: K-3,5-10,12

Number of Grades: 11

[School FTE PTR : 4.4](#)
[District FTE PTR : 12.4](#)
[Provincial FTE PTR : 13.5](#)

[FTE Teachers](#) *** : 3.5

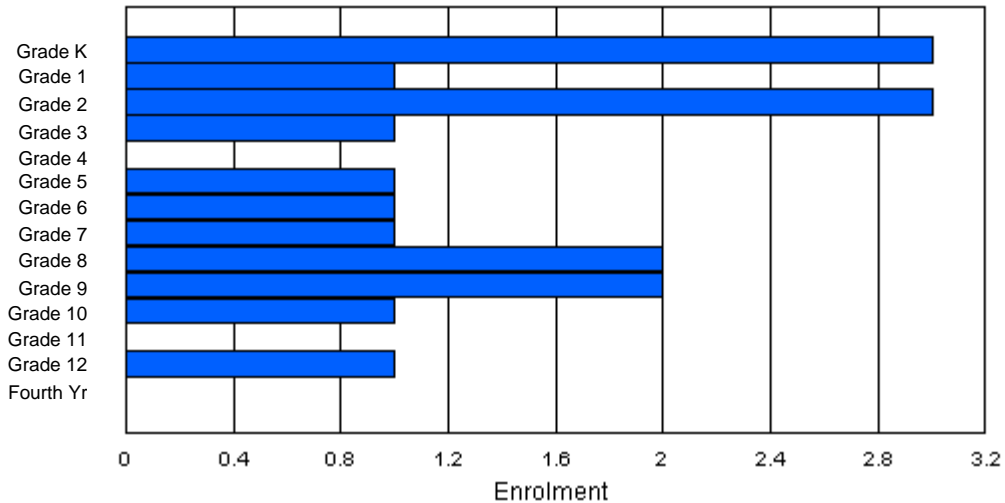
Enrolment By Age and Gender

Gender	Age																	Total
	5	6	7	8	9	10	11	12	13	14	15	16	17	18	19	20>		
Male	1	1	2	0	0	0	1	0	1	1	0	0	0	1	0	0	8	
Female	2	0	1	1	0	1	0	1	1	1	1	0	0	0	0	0	9	
Total	3	1	3	1	0	1	1	1	2	2	1	0	0	1	0	0	17	

Enrolment By Grade and Gender

Gender	Grade															Total
	K	1	2	3	4	5	6	7	8	9	10	11	12	4th		
Male	1	1	2	0	0	0	1	0	1	1	0	0	1	0	8	
Female	2	0	1	1	0	1	0	1	1	1	1	0	0	0	9	
Total	3	1	3	1	0	1	1	1	2	2	1	0	1	0	17	

Enrolment By Grade
For St. Peter's AG



* Data from the 2002-2003 AGR(Enrolment/Age as of the last day in Sept./Dec.)

** Newfoundland Statistics Classification System

*** May include itinerant teachers



**School Description Report
2002-03**

District 5 - Baie Verte/Central/Connaigre

#165 - St. Stephen's AG, Rencontre East

Classification: Rural Community/Southern Region**
Offers Distance Education: Yes

Grades: K-3,5-12

Number of Grades: 12

[School FTE PTR : 6.2](#)
[District FTE PTR : 12.4](#)
[Provincial FTE PTR : 13.5](#)

[FTE Teachers](#) *** : 6.0

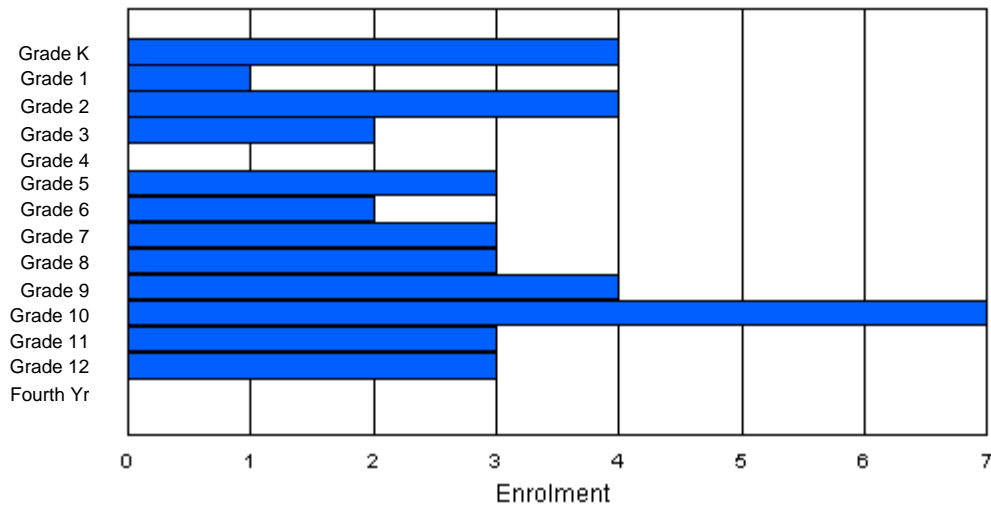
Enrolment By Age and Gender

Gender	Age																	Total
	5	6	7	8	9	10	11	12	13	14	15	16	17	18	19	20>		
Male	2	1	1	2	0	1	1	1	2	0	2	2	2	0	0	0	17	
Female	2	0	3	0	0	2	1	2	2	3	4	2	1	0	0	0	22	
Total	4	1	4	2	0	3	2	3	4	3	6	4	3	0	0	0	39	

Enrolment By Grade and Gender

Gender	Grade															Total
	K	1	2	3	4	5	6	7	8	9	10	11	12	4th		
Male	2	1	1	2	0	1	1	1	2	0	2	2	2	0	17	
Female	2	0	3	0	0	2	1	2	1	4	5	1	1	0	22	
Total	4	1	4	2	0	3	2	3	3	4	7	3	3	0	39	

Enrolment By Grade
For St. Stephen's AG



* Data from the 2002-2003 AGR(Enrolment/Age as of the last day in Sept./Dec.)

** Newfoundland Statistics Classification System

*** May include itinerant teachers



**School Description Report
2002-03**

District 5 - Baie Verte/Central/Connaigre

#152 - Valmont Academy, King's Point

Classification: Rural Community/Central Region**
Offers Distance Education: Yes

Grades: K-12

Number of Grades: 13

[School FTE PTR : 9.9](#)

[District FTE PTR : 12.4](#)

[Provincial FTE PTR : 13.5](#)

[FTE Teachers](#) *** : 18.0

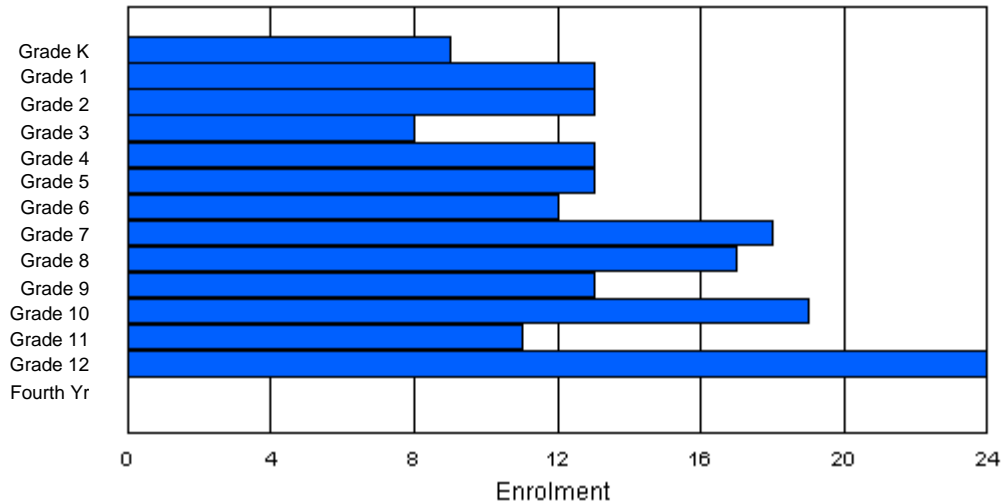
Enrolment By Age and Gender

Gender	Age																	Total
	5	6	7	8	9	10	11	12	13	14	15	16	17	18	19	20>		
Male	2	9	8	5	8	9	7	11	8	10	8	9	7	5	1	0	107	
Female	7	4	5	3	4	5	4	6	8	4	10	3	11	2	0	0	76	
Total	9	13	13	8	12	14	11	17	16	14	18	12	18	7	1	0	183	

Enrolment By Grade and Gender

Gender	Grade															Total
	K	1	2	3	4	5	6	7	8	9	10	11	12	4th		
Male	2	9	8	5	9	8	8	11	9	10	8	7	13	0	107	
Female	7	4	5	3	4	5	4	7	8	3	11	4	11	0	76	
Total	9	13	13	8	13	13	12	18	17	13	19	11	24	0	183	

Enrolment By Grade
For Valmont Academy



* Data from the 2002-2003 AGR(Enrolment/Age as of the last day in Sept./Dec.)

** Newfoundland Statistics Classification System

*** May include itinerant teachers



**School Description Report
2002-03**

District 5 - Baie Verte/Central/Connaigre

#138 - Victoria Academy, Gaultois

Classification: Rural Community/Southern Region**
Offers Distance Education: Yes

Grades: K-1,3-12

Number of Grades: 12

[School FTE PTR : 7.7](#)

[District FTE PTR : 12.4](#)

[Provincial FTE PTR : 13.5](#)

[FTE Teachers](#) *** : 7.0

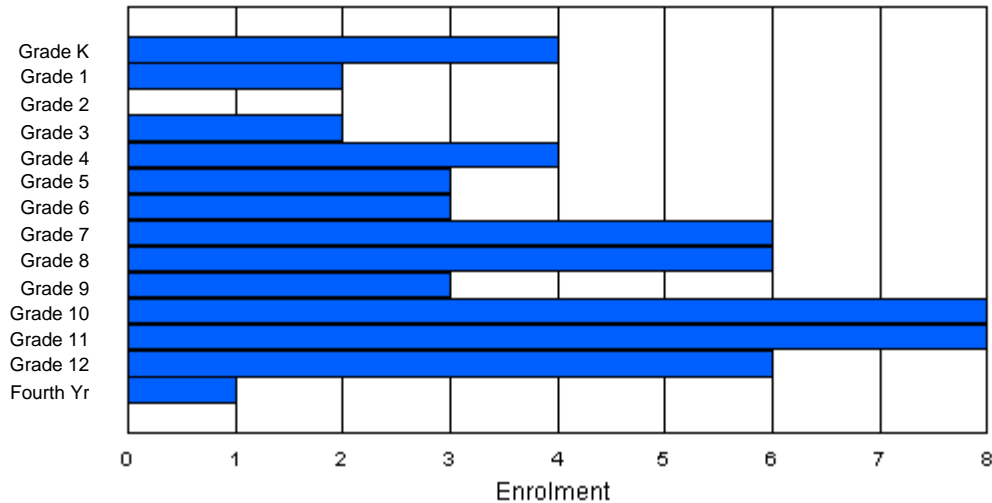
Enrolment By Age and Gender

Gender	Age																	Total
	5	6	7	8	9	10	11	12	13	14	15	16	17	18	19	20>		
Male	3	2	0	0	1	2	1	3	2	1	1	4	3	1	0	0	24	
Female	1	0	0	2	3	1	2	1	6	2	4	4	4	1	1	0	32	
Total	4	2	0	2	4	3	3	4	8	3	5	8	7	2	1	0	56	

Enrolment By Grade and Gender

Gender	Grade															Total
	K	1	2	3	4	5	6	7	8	9	10	11	12	4th		
Male	3	2	0	0	1	2	1	4	1	1	3	4	2	0	24	
Female	1	0	0	2	3	1	2	2	5	2	5	4	4	1	32	
Total	4	2	0	2	4	3	3	6	6	3	8	8	6	1	56	

Enrolment By Grade
For Victoria Academy



* Data from the 2002-2003 AGR(Enrolment/Age as of the last day in Sept./Dec.)

** Newfoundland Statistics Classification System

*** May include itinerant teachers



**School Description Report
2002-03**

District 5 - Baie Verte/Central/Connaigre

#142 - Woodland Primary, Grand Falls-Windsor

Classification: Urban Community/Central Region**
Offers Distance Education: No

Grades: K-3

Number of Grades: 4

[School FTE PTR : 14.8](#)

[District FTE PTR : 12.4](#)

[Provincial FTE PTR : 13.5](#)

[FTE Teachers](#) *** : 23.5

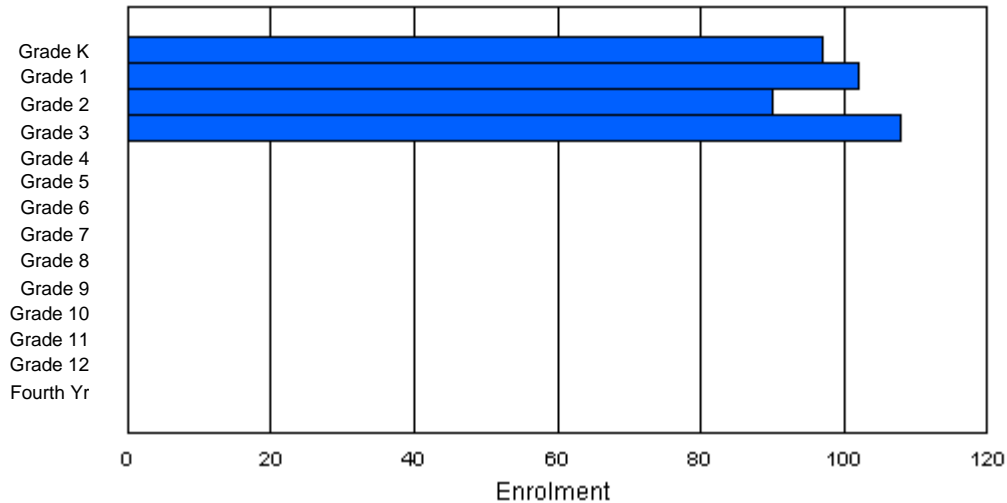
Enrolment By Age and Gender

Gender	Age																	Total
	5	6	7	8	9	10	11	12	13	14	15	16	17	18	19	20>		
Male	49	57	47	56	3	0	0	0	0	0	0	0	0	0	0	0	212	
Female	46	47	43	49	0	0	0	0	0	0	0	0	0	0	0	0	185	
Total	95	104	90	105	3	0	0	0	0	0	0	0	0	0	0	0	397	

Enrolment By Grade and Gender

Gender	Grade															Total
	K	1	2	3	4	5	6	7	8	9	10	11	12	4th		
Male	50	56	47	59	0	0	0	0	0	0	0	0	0	0	212	
Female	47	46	43	49	0	0	0	0	0	0	0	0	0	0	185	
Total	97	102	90	108	0	0	0	0	0	0	0	0	0	0	397	

Enrolment By Grade
For Woodland Primary



* Data from the 2002-2003 AGR(Enrolment/Age as of the last day in Sept./Dec.)

** Newfoundland Statistics Classification System

*** May include itinerant teachers



**School Description Report
2002-03**

District 6 - Lewisporte/Gander

#180 - A. R. Scammell Academy, Change Islands

Classification: Rural Community/Central Region**
Offers Distance Education: Yes

Grades: K-12

Number of Grades: 13

[School FTE PTR : 6.9](#)

[District FTE PTR : 13.0](#)

[Provincial FTE PTR : 13.5](#)

[FTE Teachers](#) *** : 6.5

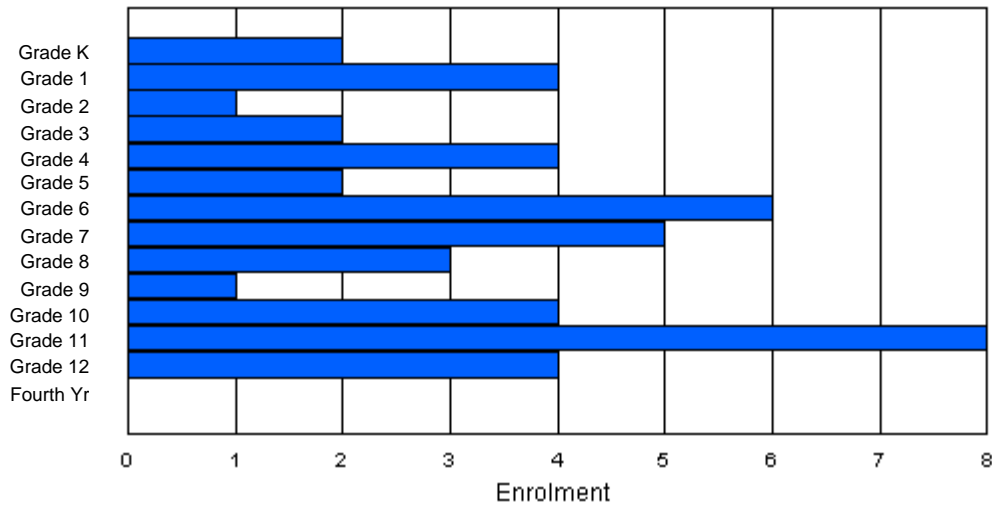
Enrolment By Age and Gender

Gender	Age																	Total
	5	6	7	8	9	10	11	12	13	14	15	16	17	18	19	20>		
Male	0	3	1	1	1	1	4	3	1	0	2	5	2	0	0	0	24	
Female	2	1	0	1	2	2	2	2	2	1	2	2	3	0	0	0	22	
Total	2	4	1	2	3	3	6	5	3	1	4	7	5	0	0	0	46	

Enrolment By Grade and Gender

Gender	Grade															Total
	K	1	2	3	4	5	6	7	8	9	10	11	12	4th		
Male	0	3	1	1	2	0	4	3	1	0	2	6	1	0	24	
Female	2	1	0	1	2	2	2	2	2	1	2	2	3	0	22	
Total	2	4	1	2	4	2	6	5	3	1	4	8	4	0	46	

Enrolment By Grade
For A. R. Scammell Academy



* Data from the 2002-2003 AGR(Enrolment/Age as of the last day in Sept./Dec.)

** Newfoundland Statistics Classification System

*** May include itinerant teachers



School Description Report 2002-03

District 6 - Lewisporte/Gander

#178 - Carmanville School Complex, Carmanville

Classification: Rural Community/Central Region**
Offers Distance Education: Yes

Grades: K-12

Number of Grades: 13

[School FTE PTR : 11.9](#)

[District FTE PTR : 13.0](#)

[Provincial FTE PTR : 13.5](#)

[FTE Teachers](#) *** : 22.5

Enrolment By Age and Gender

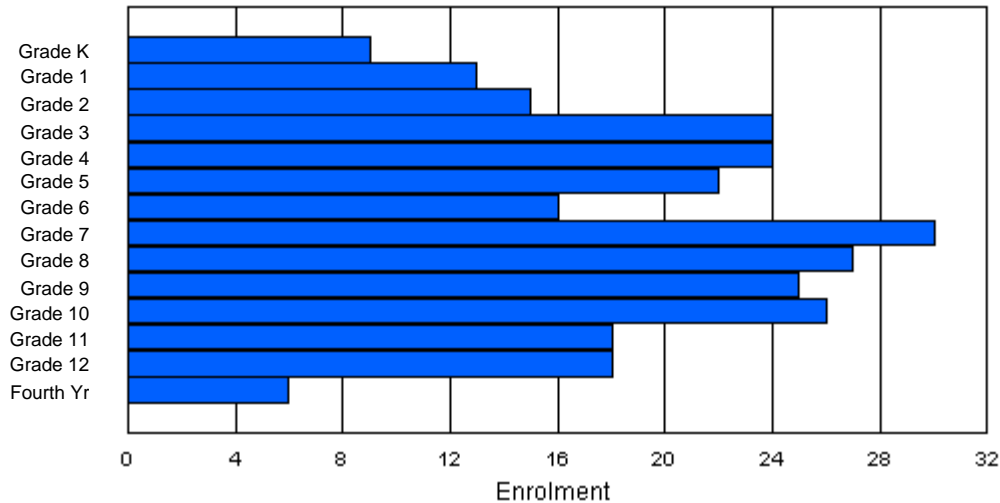
Gender	Age																	Total
	5	6	7	8	9	10	11	12	13	14	15	16	17	18	19	20>		
Male	6	4	12	11	7	14	12	14	15	12	11	9	8	6	3	0	144	
Female	3	8	4	13	14	9	6	15	8	12	11	10	13	2	1	0	129	
Total	9	12	16	24	21	23	18	29	23	24	22	19	21	8	4	0	273	

Enrolment By Grade and Gender

Gender	Grade														Total
	K	1	2	3	4	5	6	7	8	9	10	11	12	4th	
Male	6	5	11	11	9	14	10	14	17	13	16	9	4	5	144
Female	3	8	4	13	15	8	6	16	10	12	10	9	14	1	129
Total	9	13	15	24	24	22	16	30	27	25	26	18	18	6	273

Enrolment By Grade

For Carmanville School Complex



* Data from the 2002-2003 AGR(Enrolment/Age as of the last day in Sept./Dec.)

** Newfoundland Statistics Classification System

*** May include itinerant teachers



**School Description Report
2002-03**

District 6 - Lewisporte/Gander

#179 - Centreville Academy, Centreville-Wareham

Classification: Rural Community/Central Region**
Offers Distance Education: No

Grades: K-8

Number of Grades: 9

[School FTE PTR : 12.0](#)

[District FTE PTR : 13.0](#)

[Provincial FTE PTR : 13.5](#)

[FTE Teachers](#) *** : 10.8

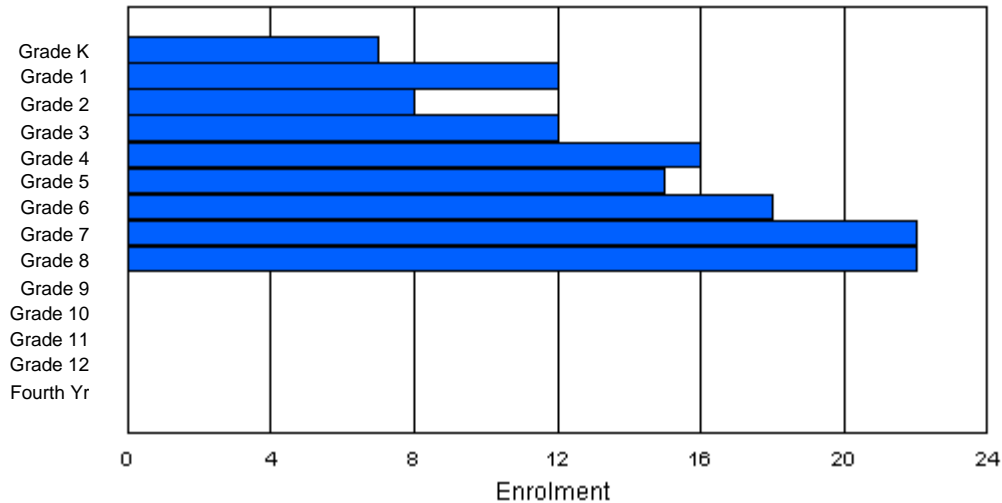
Enrolment By Age and Gender

Gender	Age																	Total
	5	6	7	8	9	10	11	12	13	14	15	16	17	18	19	20>		
Male	4	6	3	6	10	6	7	17	9	3	0	0	0	0	0	0	71	
Female	3	6	5	6	4	10	9	8	10	0	0	0	0	0	0	0	61	
Total	7	12	8	12	14	16	16	25	19	3	0	0	0	0	0	0	132	

Enrolment By Grade and Gender

Gender	Grade															Total
	K	1	2	3	4	5	6	7	8	9	10	11	12	4th		
Male	4	6	3	6	12	4	10	14	12	0	0	0	0	0	71	
Female	3	6	5	6	4	11	8	8	10	0	0	0	0	0	61	
Total	7	12	8	12	16	15	18	22	22	0	0	0	0	0	132	

Enrolment By Grade
For Centreville Academy



* Data from the 2002-2003 AGR(Enrolment/Age as of the last day in Sept./Dec.)

** Newfoundland Statistics Classification System

*** May include itinerant teachers



**School Description Report
2002-03**

District 6 - Lewisporte/Gander

#182 - Charlottetown Elementary, Charlottetown, B.B.

Classification: Rural Community/Central Region**
Offers Distance Education: No

Grades: K-5

Number of Grades: 6

[School FTE PTR : 8.8](#)

[District FTE PTR : 13.0](#)

[Provincial FTE PTR : 13.5](#)

[FTE Teachers](#) *** : 2.0

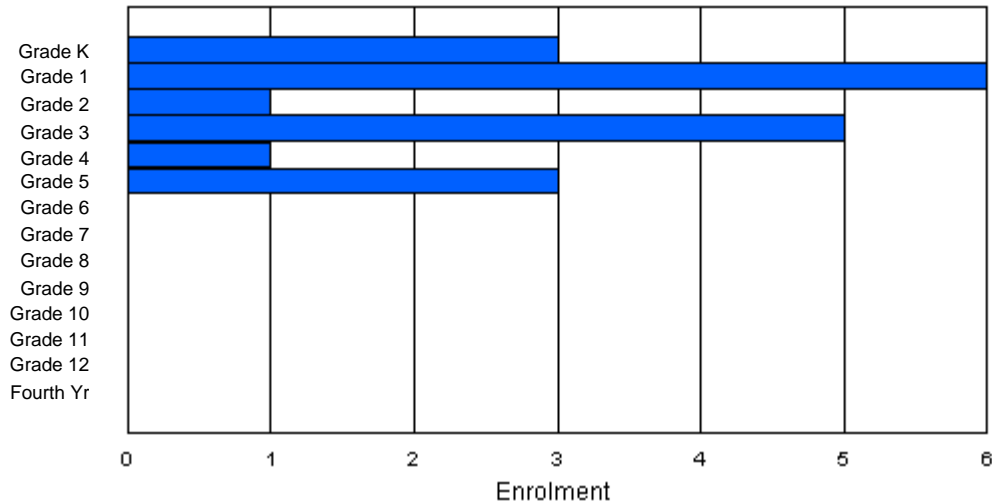
Enrolment By Age and Gender

Gender	Age																	Total
	5	6	7	8	9	10	11	12	13	14	15	16	17	18	19	20>		
Male	1	3	1	0	0	2	0	0	0	0	0	0	0	0	0	0	7	
Female	2	3	0	5	1	1	0	0	0	0	0	0	0	0	0	0	12	
Total	3	6	1	5	1	3	0	0	0	0	0	0	0	0	0	0	19	

Enrolment By Grade and Gender

Gender	Grade															Total
	K	1	2	3	4	5	6	7	8	9	10	11	12	4th		
Male	1	3	1	0	0	2	0	0	0	0	0	0	0	0	7	
Female	2	3	0	5	1	1	0	0	0	0	0	0	0	0	12	
Total	3	6	1	5	1	3	0	0	0	0	0	0	0	0	19	

Enrolment By Grade
For Charlottetown Elementary



* Data from the 2002-2003 AGR(Enrolment/Age as of the last day in Sept./Dec.)

** Newfoundland Statistics Classification System

*** May include itinerant teachers



**School Description Report
2002-03**

District 6 - Lewisporte/Gander

#203 - Coaker Academy, Virgin Arm

Classification: Rural Community/Central Region**
Offers Distance Education: No

Grades: 9-12

Number of Grades: 4

[School FTE PTR : 16.1](#)

[District FTE PTR : 13.0](#)

[Provincial FTE PTR : 13.5](#)

[FTE Teachers](#) *** : 14.0

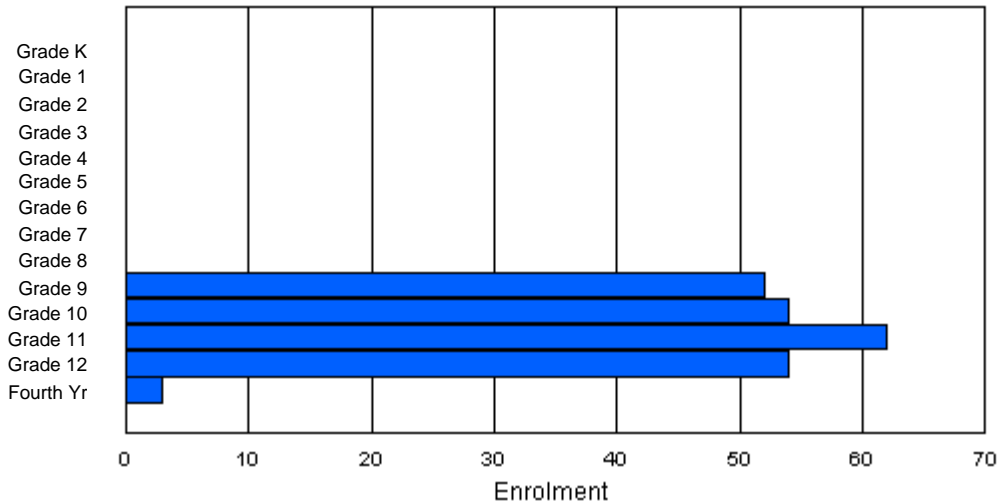
Enrolment By Age and Gender

Gender	Age																	Total
	5	6	7	8	9	10	11	12	13	14	15	16	17	18	19	20>		
Male	0	0	0	0	0	0	0	0	0	24	20	31	32	7	2	0	116	
Female	0	0	0	0	0	0	0	0	0	25	24	29	26	3	2	0	109	
Total	0	0	0	0	0	0	0	0	0	49	44	60	58	10	4	0	225	

Enrolment By Grade and Gender

Gender	Grade															Total
	K	1	2	3	4	5	6	7	8	9	10	11	12	4th		
Male	0	0	0	0	0	0	0	0	0	27	25	31	31	2	116	
Female	0	0	0	0	0	0	0	0	0	25	29	31	23	1	109	
Total	0	0	0	0	0	0	0	0	0	52	54	62	54	3	225	

Enrolment By Grade
For Coaker Academy



* Data from the 2002-2003 AGR(Enrolment/Age as of the last day in Sept./Dec.)

** Newfoundland Statistics Classification System

*** May include itinerant teachers



**School Description Report
2002-03**

District 6 - Lewisporte/Gander

#414 - Fogo Island Central Academy, Fogo Island

Classification: Rural Community/Central Region**
Offers Distance Education: No

Grades: K-12

Number of Grades: 13

[School FTE PTR : 14.3](#)

[District FTE PTR : 13.0](#)

[Provincial FTE PTR : 13.5](#)

[FTE Teachers](#) *** : 32.0

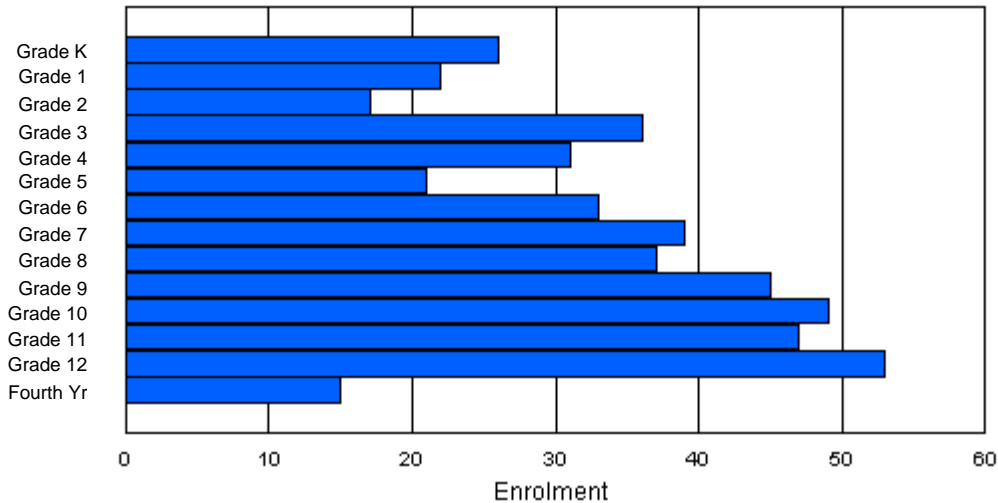
Enrolment By Age and Gender

Gender	Age																Total
	5	6	7	8	9	10	11	12	13	14	15	16	17	18	19	20>	
Male	12	9	8	19	16	14	18	17	13	17	27	26	20	12	3	0	231
Female	14	13	8	16	15	9	15	20	25	23	25	22	28	7	0	240	
Total	26	22	16	35	31	23	33	37	38	40	52	48	48	19	3	0	471

Enrolment By Grade and Gender

Gender	Grade														Total
	K	1	2	3	4	5	6	7	8	9	10	11	12	4th	
Male	12	9	9	20	16	12	18	19	11	20	26	25	26	8	231
Female	14	13	8	16	15	9	15	20	26	25	23	22	27	7	240
Total	26	22	17	36	31	21	33	39	37	45	49	47	53	15	471

Enrolment By Grade
For Fogo Island Central Academy



* Data from the 2002-2003 AGR(Enrolment/Age as of the last day in Sept./Dec.)

** Newfoundland Statistics Classification System

*** May include itinerant teachers



**School Description Report
2002-03**

District 6 - Lewisporte/Gander

#417 - Gander Academy, Gander

Classification: Urban Community/Central Region**
Offers Distance Education: No

Grades: K-6

Number of Grades: 7

[School FTE PTR : 15.1](#)

[District FTE PTR : 13.0](#)

[Provincial FTE PTR : 13.5](#)

[FTE Teachers](#) *** : 49.5

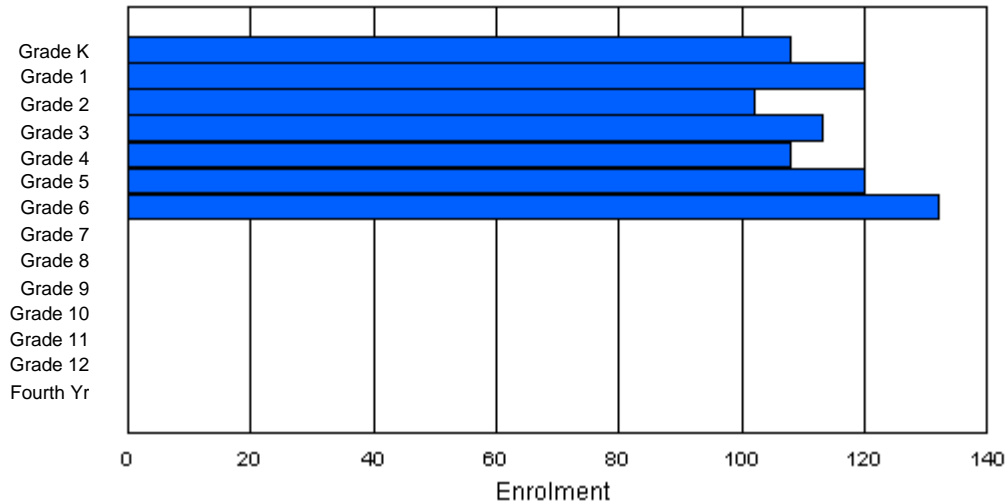
Enrolment By Age and Gender

Gender	Age																	Total
	5	6	7	8	9	10	11	12	13	14	15	16	17	18	19	20>		
Male	47	61	48	63	48	66	76	1	0	0	0	0	0	0	0	0	410	
Female	58	61	56	46	61	53	58	0	0	0	0	0	0	0	0	0	393	
Total	105	122	104	109	109	119	134	1	0	0	0	0	0	0	0	0	803	

Enrolment By Grade and Gender

Gender	Grade															Total
	K	1	2	3	4	5	6	7	8	9	10	11	12	4th		
Male	50	59	47	65	47	68	74	0	0	0	0	0	0	0	410	
Female	58	61	55	48	61	52	58	0	0	0	0	0	0	0	393	
Total	108	120	102	113	108	120	132	0	0	0	0	0	0	0	803	

Enrolment By Grade
For Gander Academy



* Data from the 2002-2003 AGR(Enrolment/Age as of the last day in Sept./Dec.)

** Newfoundland Statistics Classification System

*** May include itinerant teachers



**School Description Report
2002-03**

District 6 - Lewisporte/Gander

#418 - Gander Collegiate, Gander

Classification: Urban Community/Central Region**
Offers Distance Education: No

Grades: 10-12

Number of Grades: 3

[School FTE PTR : 17.2](#)

[District FTE PTR : 13.0](#)

[Provincial FTE PTR : 13.5](#)

[FTE Teachers](#) *** : 22.5

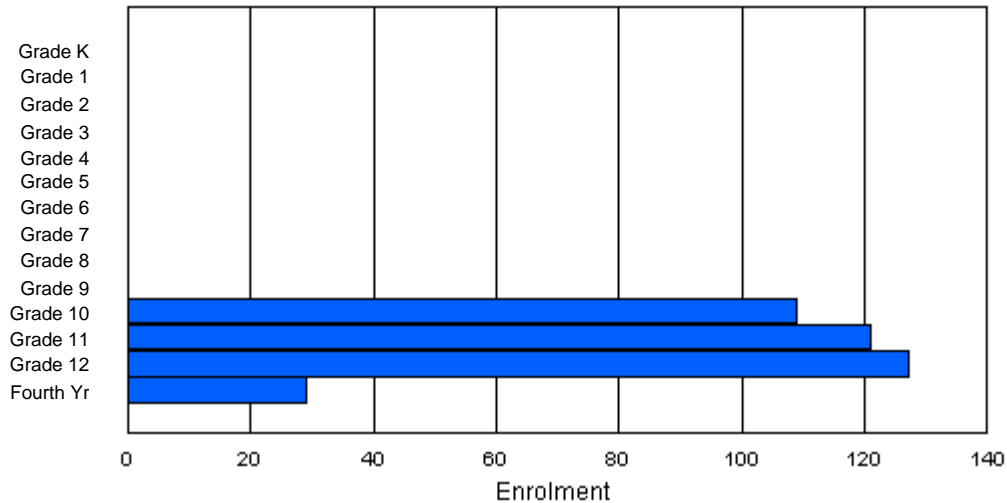
Enrolment By Age and Gender

Gender	Age																	Total
	5	6	7	8	9	10	11	12	13	14	15	16	17	18	19	20>		
Male	0	0	0	0	0	0	0	0	0	0	51	68	71	16	6	1	213	
Female	0	0	0	0	0	0	0	0	0	2	48	53	59	11	0	0	173	
Total	0	0	0	0	0	0	0	0	0	2	99	121	130	27	6	1	386	

Enrolment By Grade and Gender

Gender	Grade															Total
	K	1	2	3	4	5	6	7	8	9	10	11	12	4th		
Male	0	0	0	0	0	0	0	0	0	0	54	71	68	20	213	
Female	0	0	0	0	0	0	0	0	0	0	55	50	59	9	173	
Total	0	0	0	0	0	0	0	0	0	0	109	121	127	29	386	

Enrolment By Grade
For Gander Collegiate



* Data from the 2002-2003 AGR(Enrolment/Age as of the last day in Sept./Dec.)

** Newfoundland Statistics Classification System

*** May include itinerant teachers



School Description Report 2002-03

District 6 - Lewisporte/Gander

#194 - Gill Memorial Academy, Musgrave Harbour

Classification: Rural Community/Central Region**
Offers Distance Education: Yes

Grades: K-12

Number of Grades: 13

[School FTE PTR : 10.3](#)

[District FTE PTR : 13.0](#)

[Provincial FTE PTR : 13.5](#)

[FTE Teachers](#) *** : 16.5

Enrolment By Age and Gender

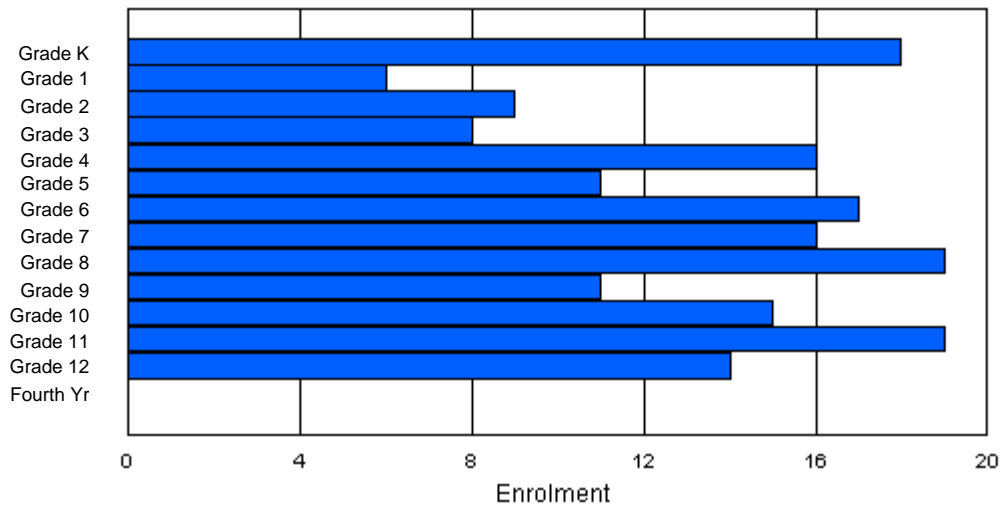
Gender	Age																	Total
	5	6	7	8	9	10	11	12	13	14	15	16	17	18	19	20>		
Male	8	2	5	4	10	5	8	10	12	8	7	8	9	0	0	0	96	
Female	10	4	4	4	6	6	8	7	7	3	6	11	6	1	0	0	83	
Total	18	6	9	8	16	11	16	17	19	11	13	19	15	1	0	0	179	

Enrolment By Grade and Gender

Gender	Grade															Total
	K	1	2	3	4	5	6	7	8	9	10	11	12	4th		
Male	8	2	5	4	10	5	9	9	12	8	9	8	7	0	96	
Female	10	4	4	4	6	6	8	7	7	3	6	11	7	0	83	
Total	18	6	9	8	16	11	17	16	19	11	15	19	14	0	179	

Enrolment By Grade

For Gill Memorial Academy



* Data from the 2002-2003 AGR(Enrolment/Age as of the last day in Sept./Dec.)

** Newfoundland Statistics Classification System

*** May include itinerant teachers



**School Description Report
2002-03**

District 6 - Lewisporte/Gander

#422 - Glovertown Academy, Glovertown

Classification: Rural Community/Central Region**
Offers Distance Education: No

Grades: K-12

Number of Grades: 13

[School FTE PTR : 13.7](#)

[District FTE PTR : 13.0](#)

[Provincial FTE PTR : 13.5](#)

[FTE Teachers](#) *** : 32.8

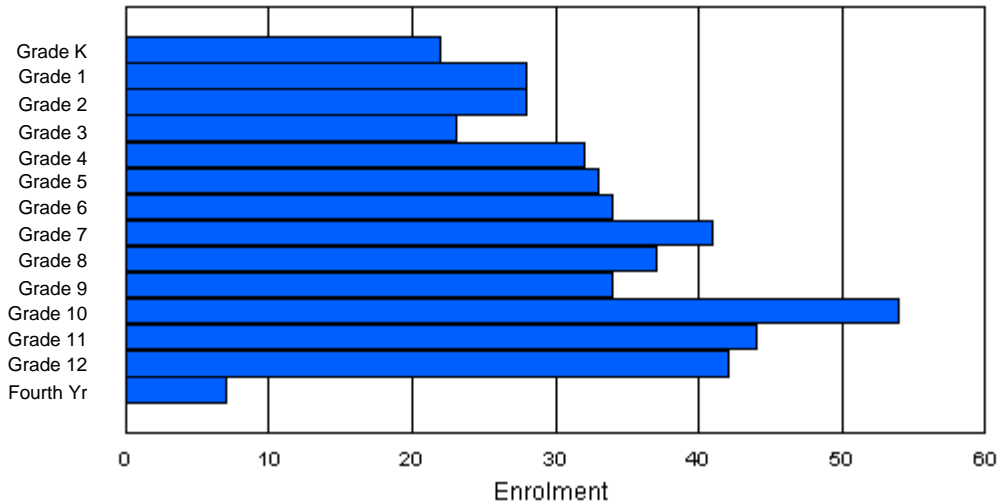
Enrolment By Age and Gender

Gender	Age																Total
	5	6	7	8	9	10	11	12	13	14	15	16	17	18	19	20>	
Male	7	13	13	18	13	19	14	24	15	17	27	19	23	7	1	0	230
Female	14	16	14	6	19	13	19	19	18	20	20	25	22	4	0	0	229
Total	21	29	27	24	32	32	33	43	33	37	47	44	45	11	1	0	459

Enrolment By Grade and Gender

Gender	Grade														Total
	K	1	2	3	4	5	6	7	8	9	10	11	12	4th	
Male	8	12	14	17	13	20	15	22	16	17	33	19	22	2	230
Female	14	16	14	6	19	13	19	19	21	17	21	25	20	5	229
Total	22	28	28	23	32	33	34	41	37	34	54	44	42	7	459

Enrolment By Grade
For Glovertown Academy



* Data from the 2002-2003 AGR(Enrolment/Age as of the last day in Sept./Dec.)

** Newfoundland Statistics Classification System

*** May include itinerant teachers



**School Description Report
2002-03**

District 6 - Lewisporte/Gander

#177 - Greenwood Academy, Campbellton

Classification: Rural Community/Central Region**
Offers Distance Education: No

Grades: K-9

Number of Grades: 10

[School FTE PTR : 13.4](#)

[District FTE PTR : 13.0](#)

[Provincial FTE PTR : 13.5](#)

[FTE Teachers](#) *** : 18.0

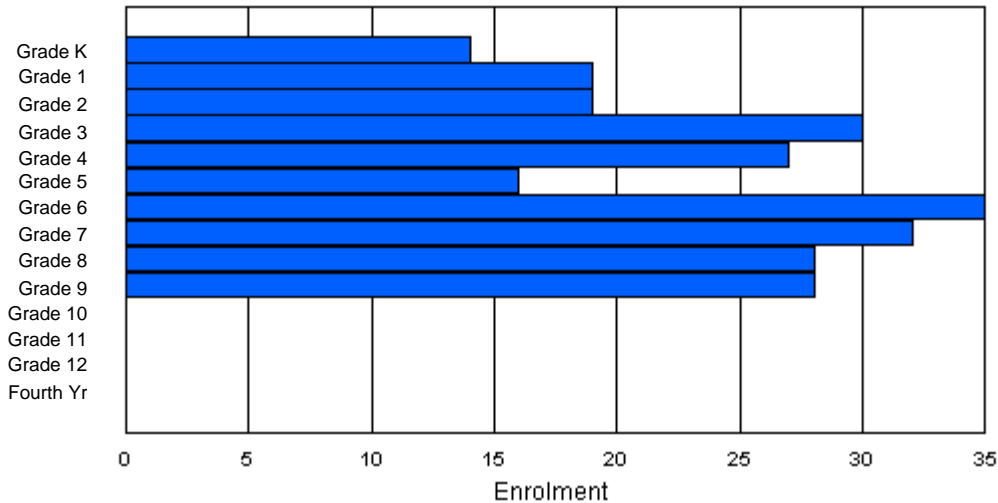
Enrolment By Age and Gender

Gender	Age																Total
	5	6	7	8	9	10	11	12	13	14	15	16	17	18	19	20>	
Male	1	9	14	20	11	10	16	17	16	14	2	0	0	0	0	0	130
Female	13	10	5	10	16	6	15	16	15	12	0	0	0	0	0	0	118
Total	14	19	19	30	27	16	31	33	31	26	2	0	0	0	0	0	248

Enrolment By Grade and Gender

Gender	Grade														Total
	K	1	2	3	4	5	6	7	8	9	10	11	12	4th	
Male	1	9	14	20	11	10	19	16	14	16	0	0	0	0	130
Female	13	10	5	10	16	6	16	16	14	12	0	0	0	0	118
Total	14	19	19	30	27	16	35	32	28	28	0	0	0	0	248

Enrolment By Grade
For Greenwood Academy



* Data from the 2002-2003 AGR(Enrolment/Age as of the last day in Sept./Dec.)

** Newfoundland Statistics Classification System

*** May include itinerant teachers



**School Description Report
2002-03**

District 6 - Lewisporte/Gander

#186 - Heritage Academy, Greenspond

Classification: Rural Community/Central Region**
Offers Distance Education: No

Grades: K-6

Number of Grades: 7

[School FTE PTR : 10.7](#)

[District FTE PTR : 13.0](#)

[Provincial FTE PTR : 13.5](#)

[FTE Teachers](#) *** : 3.0

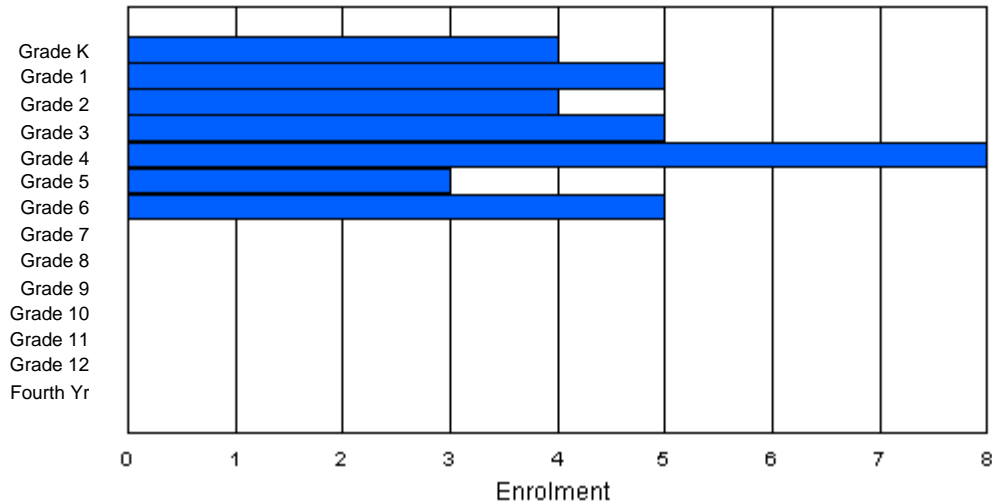
Enrolment By Age and Gender

Gender	Age																	Total
	5	6	7	8	9	10	11	12	13	14	15	16	17	18	19	20>		
Male	1	5	4	2	4	2	3	0	0	0	0	0	0	0	0	0	21	
Female	3	0	0	3	4	1	2	0	0	0	0	0	0	0	0	0	13	
Total	4	5	4	5	8	3	5	0	0	0	0	0	0	0	0	0	34	

Enrolment By Grade and Gender

Gender	Grade															Total
	K	1	2	3	4	5	6	7	8	9	10	11	12	4th		
Male	1	5	4	2	4	2	3	0	0	0	0	0	0	0	21	
Female	3	0	0	3	4	1	2	0	0	0	0	0	0	0	13	
Total	4	5	4	5	8	3	5	0	0	0	0	0	0	0	34	

Enrolment By Grade
For Heritage Academy



* Data from the 2002-2003 AGR(Enrolment/Age as of the last day in Sept./Dec.)

** Newfoundland Statistics Classification System

*** May include itinerant teachers



**School Description Report
2002-03**

District 6 - Lewisporte/Gander

#426 - Hillview Academy, Norris Arm

Classification: Rural Community/Central Region**
Offers Distance Education: No

Grades: K-9

Number of Grades: 10

[School FTE PTR : 10.7](#)

[District FTE PTR : 13.0](#)

[Provincial FTE PTR : 13.5](#)

[FTE Teachers](#) *** : 11.0

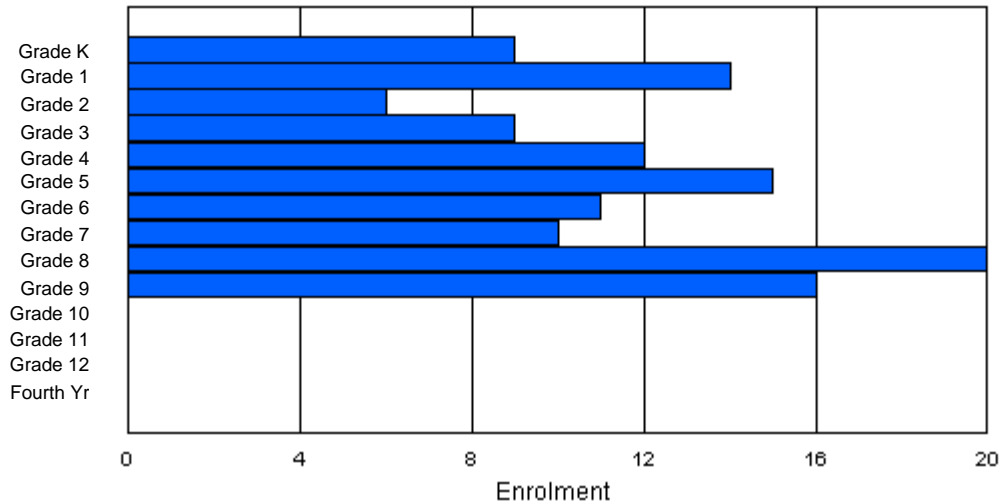
Enrolment By Age and Gender

Gender	Age																	Total
	5	6	7	8	9	10	11	12	13	14	15	16	17	18	19	20>		
Male	3	9	4	3	6	5	6	5	10	8	1	0	0	0	0	0	60	
Female	6	5	2	6	6	9	5	5	11	7	0	0	0	0	0	0	62	
Total	9	14	6	9	12	14	11	10	21	15	1	0	0	0	0	0	122	

Enrolment By Grade and Gender

Gender	Grade															Total
	K	1	2	3	4	5	6	7	8	9	10	11	12	4th		
Male	3	9	4	3	6	5	7	5	9	9	0	0	0	0	60	
Female	6	5	2	6	6	10	4	5	11	7	0	0	0	0	62	
Total	9	14	6	9	12	15	11	10	20	16	0	0	0	0	122	

Enrolment By Grade
For Hillview Academy



* Data from the 2002-2003 AGR(Enrolment/Age as of the last day in Sept./Dec.)

** Newfoundland Statistics Classification System

*** May include itinerant teachers



**School Description Report
2002-03**

District 6 - Lewisporte/Gander

#413 - Holy Cross School Complex, Eastport

Classification: Rural Community/Central Region**
Offers Distance Education: Yes

Grades: K-12

Number of Grades: 13

[School FTE PTR : 10.6](#)
[District FTE PTR : 13.0](#)
[Provincial FTE PTR : 13.5](#)

[FTE Teachers](#) *** : 17.0

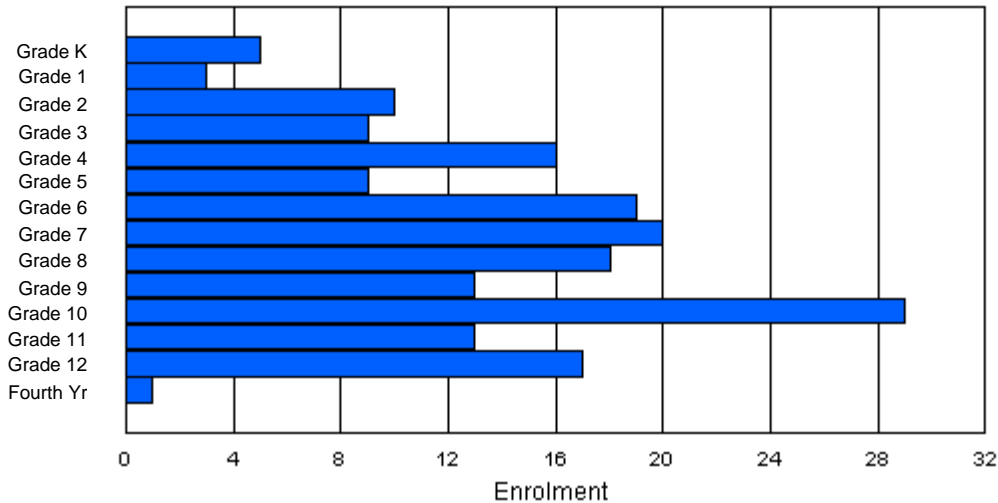
Enrolment By Age and Gender

Gender	Age																	Total
	5	6	7	8	9	10	11	12	13	14	15	16	17	18	19	20>		
Male	1	2	3	5	8	3	9	16	9	11	11	8	9	1	0	0	96	
Female	4	1	6	5	8	5	9	5	9	3	12	10	8	1	0	0	86	
Total	5	3	9	10	16	8	18	21	18	14	23	18	17	2	0	0	182	

Enrolment By Grade and Gender

Gender	Grade															Total
	K	1	2	3	4	5	6	7	8	9	10	11	12	4th		
Male	1	2	4	4	8	4	10	15	9	10	14	5	9	1	96	
Female	4	1	6	5	8	5	9	5	9	3	15	8	8	0	86	
Total	5	3	10	9	16	9	19	20	18	13	29	13	17	1	182	

Enrolment By Grade
For Holy Cross School Complex



* Data from the 2002-2003 AGR(Enrolment/Age as of the last day in Sept./Dec.)

** Newfoundland Statistics Classification System

*** May include itinerant teachers



**School Description Report
2002-03**

District 6 - Lewisporte/Gander

#198 - Inter-Island Academy, Summerford

Classification: Rural Community/Central Region**
Offers Distance Education: No

Grades: 5-8

Number of Grades: 4

[School FTE PTR : 13.5](#)

[District FTE PTR : 13.0](#)

[Provincial FTE PTR : 13.5](#)

[FTE Teachers](#) *** : 11.0

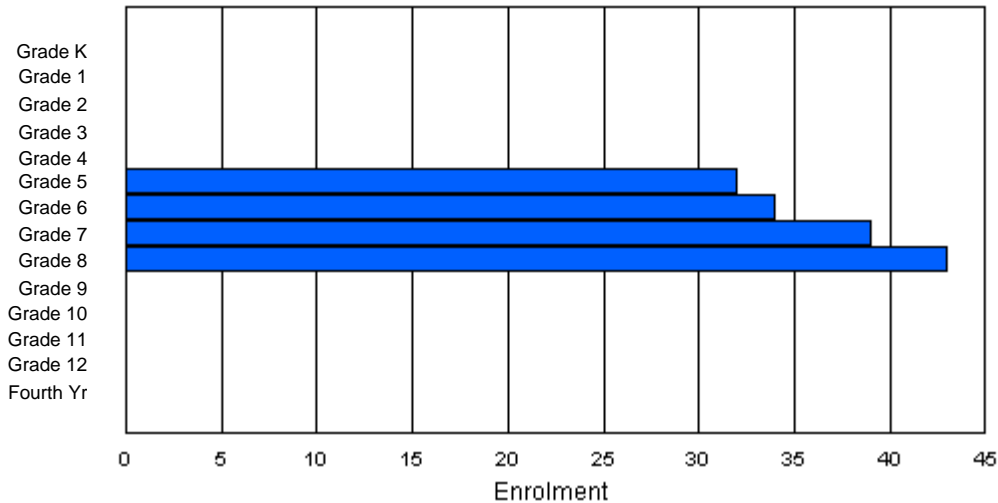
Enrolment By Age and Gender

Gender	Age																	Total
	5	6	7	8	9	10	11	12	13	14	15	16	17	18	19	20>		
Male	0	0	0	0	0	14	24	19	30	3	0	0	0	0	0	0	90	
Female	0	0	0	0	0	16	10	20	11	1	0	0	0	0	0	0	58	
Total	0	0	0	0	0	30	34	39	41	4	0	0	0	0	0	0	148	

Enrolment By Grade and Gender

Gender	Grade															Total
	K	1	2	3	4	5	6	7	8	9	10	11	12	4th		
Male	0	0	0	0	0	16	23	20	31	0	0	0	0	0	90	
Female	0	0	0	0	0	16	11	19	12	0	0	0	0	0	58	
Total	0	0	0	0	0	32	34	39	43	0	0	0	0	0	148	

Enrolment By Grade
For Inter-Island Academy



* Data from the 2002-2003 AGR(Enrolment/Age as of the last day in Sept./Dec.)

** Newfoundland Statistics Classification System

*** May include itinerant teachers



**School Description Report
2002-03**

District 6 - Lewisporte/Gander

#201 - J.M. Olds Collegiate, Twillingate

Classification: Rural Community/Central Region**
Offers Distance Education: No

Grades: 7-12

Number of Grades: 6

[School FTE PTR : 14.3](#)

[District FTE PTR : 13.0](#)

[Provincial FTE PTR : 13.5](#)

[FTE Teachers](#) *** : 16.5

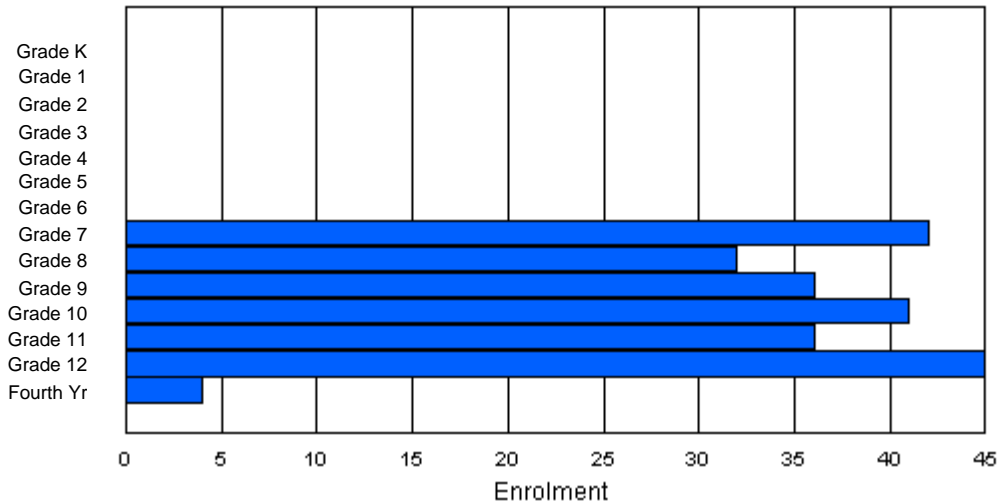
Enrolment By Age and Gender

Gender	Age																	Total
	5	6	7	8	9	10	11	12	13	14	15	16	17	18	19	20>		
Male	0	0	0	0	0	0	1	16	15	22	21	25	20	7	1	0	128	
Female	0	0	0	0	0	0	0	21	15	16	21	12	17	5	1	0	108	
Total	0	0	0	0	0	0	1	37	30	38	42	37	37	12	2	0	236	

Enrolment By Grade and Gender

Gender	Grade															Total
	K	1	2	3	4	5	6	7	8	9	10	11	12	4th		
Male	0	0	0	0	0	0	0	19	16	21	22	23	24	3	128	
Female	0	0	0	0	0	0	0	23	16	15	19	13	21	1	108	
Total	0	0	0	0	0	0	0	42	32	36	41	36	45	4	236	

Enrolment By Grade
For J.M. Olds Collegiate



* Data from the 2002-2003 AGR(Enrolment/Age as of the last day in Sept./Dec.)

** Newfoundland Statistics Classification System

*** May include itinerant teachers



**School Description Report
2002-03**

District 6 - Lewisporte/Gander

#187 - Jane Collins Academy, Hare Bay

Classification: Rural Community/Central Region**
Offers Distance Education: No

Grades: 9-12

Number of Grades: 4

[School FTE PTR : 14.6](#)

[District FTE PTR : 13.0](#)

[Provincial FTE PTR : 13.5](#)

[FTE Teachers](#) *** : 14.0

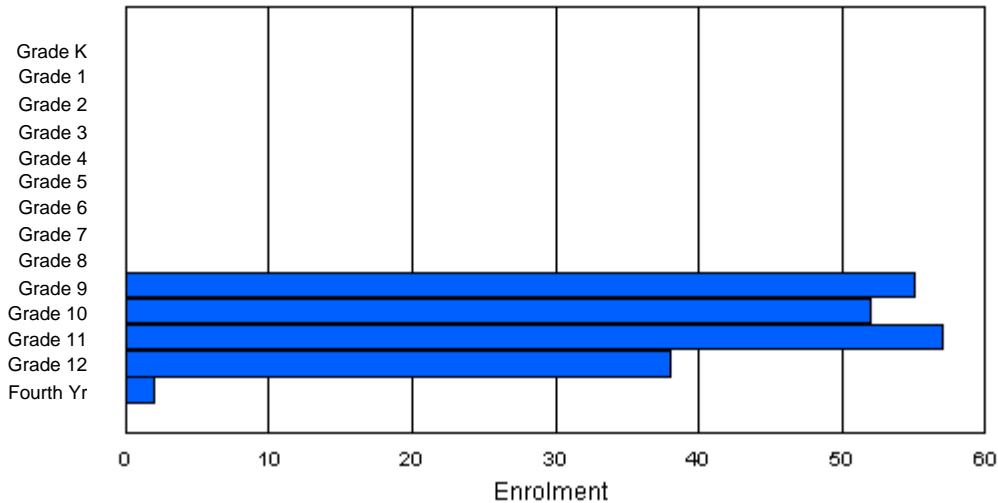
Enrolment By Age and Gender

Gender	Age																	Total
	5	6	7	8	9	10	11	12	13	14	15	16	17	18	19	20>		
Male	0	0	0	0	0	0	0	0	1	25	17	26	27	5	0	0	101	
Female	0	0	0	0	0	0	0	0	0	27	20	29	23	3	1	0	103	
Total	0	0	0	0	0	0	0	0	1	52	37	55	50	8	1	0	204	

Enrolment By Grade and Gender

Gender	Grade															Total
	K	1	2	3	4	5	6	7	8	9	10	11	12	4th		
Male	0	0	0	0	0	0	0	0	0	28	26	29	17	1	101	
Female	0	0	0	0	0	0	0	0	0	27	26	28	21	1	103	
Total	0	0	0	0	0	0	0	0	0	55	52	57	38	2	204	

Enrolment By Grade
For Jane Collins Academy



* Data from the 2002-2003 AGR(Enrolment/Age as of the last day in Sept./Dec.)

** Newfoundland Statistics Classification System

*** May include itinerant teachers



**School Description Report
2002-03**

District 6 - Lewisporte/Gander

#421 - Lakewood Academy, Glenwood

Classification: Urban Community/Central Region**
Offers Distance Education: Yes

Grades: K-12

Number of Grades: 13

[School FTE PTR : 12.3](#)

[District FTE PTR : 13.0](#)

[Provincial FTE PTR : 13.5](#)

[FTE Teachers](#) *** : 17.0

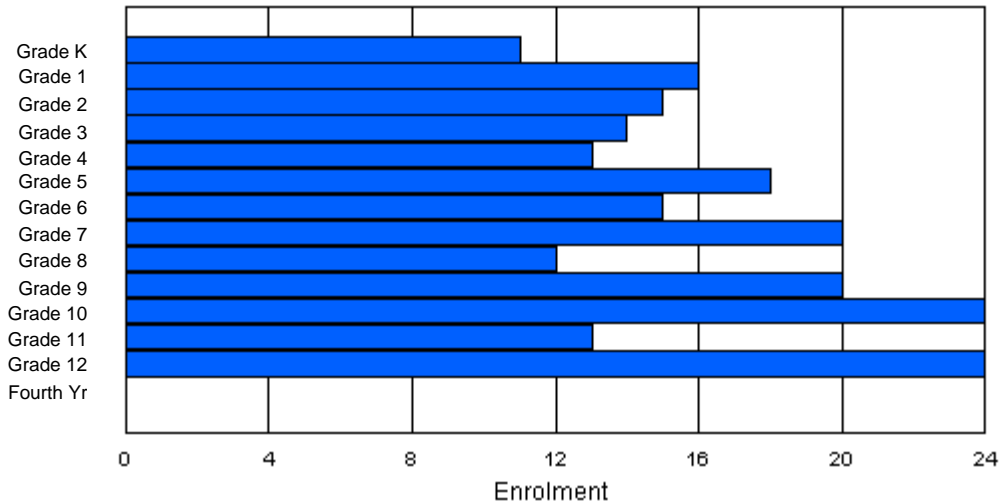
Enrolment By Age and Gender

Gender	Age																	Total
	5	6	7	8	9	10	11	12	13	14	15	16	17	18	19	20>		
Male	3	9	9	11	7	10	11	8	4	12	9	7	13	3	0	0	116	
Female	8	6	7	3	5	8	6	9	7	10	12	9	8	1	0	0	99	
Total	11	15	16	14	12	18	17	17	11	22	21	16	21	4	0	0	215	

Enrolment By Grade and Gender

Gender	Grade															Total
	K	1	2	3	4	5	6	7	8	9	10	11	12	4th		
Male	3	10	8	11	8	10	10	10	5	10	11	4	16	0	116	
Female	8	6	7	3	5	8	5	10	7	10	13	9	8	0	99	
Total	11	16	15	14	13	18	15	20	12	20	24	13	24	0	215	

Enrolment By Grade
For Lakewood Academy



* Data from the 2002-2003 AGR(Enrolment/Age as of the last day in Sept./Dec.)

** Newfoundland Statistics Classification System

*** May include itinerant teachers



**School Description Report
2002-03**

District 6 - Lewisporte/Gander

#204 - Lester Pearson Memorial High, Wesleyville

Classification: Rural Community/Central Region**
Offers Distance Education: No

Grades: 7-12

Number of Grades: 6

[School FTE PTR : 14.2](#)

[District FTE PTR : 13.0](#)

[Provincial FTE PTR : 13.5](#)

[FTE Teachers](#) *** : 18.5

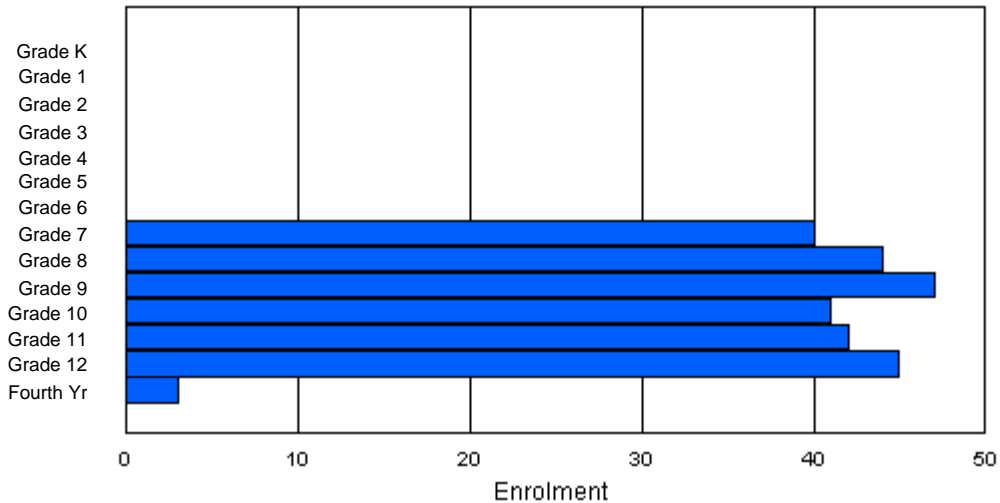
Enrolment By Age and Gender

Gender	Age																Total
	5	6	7	8	9	10	11	12	13	14	15	16	17	18	19	20>	
Male	0	0	0	0	0	0	0	20	25	23	24	20	27	4	0	0	143
Female	0	0	0	0	0	0	0	19	20	24	17	20	19	0	0	0	119
Total	0	0	0	0	0	0	0	39	45	47	41	40	46	4	0	0	262

Enrolment By Grade and Gender

Gender	Grade															Total
	K	1	2	3	4	5	6	7	8	9	10	11	12	4th		
Male	0	0	0	0	0	0	0	21	24	23	24	22	26	3	143	
Female	0	0	0	0	0	0	0	19	20	24	17	20	19	0	119	
Total	0	0	0	0	0	0	0	40	44	47	41	42	45	3	262	

Enrolment By Grade
For Lester Pearson Memorial High



* Data from the 2002-2003 AGR(Enrolment/Age as of the last day in Sept./Dec.)

** Newfoundland Statistics Classification System

*** May include itinerant teachers



**School Description Report
2002-03**

District 6 - Lewisporte/Gander

#189 - Lewisporte Academy, Lewisporte

Classification: Rural Community/Central Region**
Offers Distance Education: No

Grades: K-4

Number of Grades: 5

[School FTE PTR : 13.5](#)

[District FTE PTR : 13.0](#)

[Provincial FTE PTR : 13.5](#)

[FTE Teachers](#) *** : 16.5

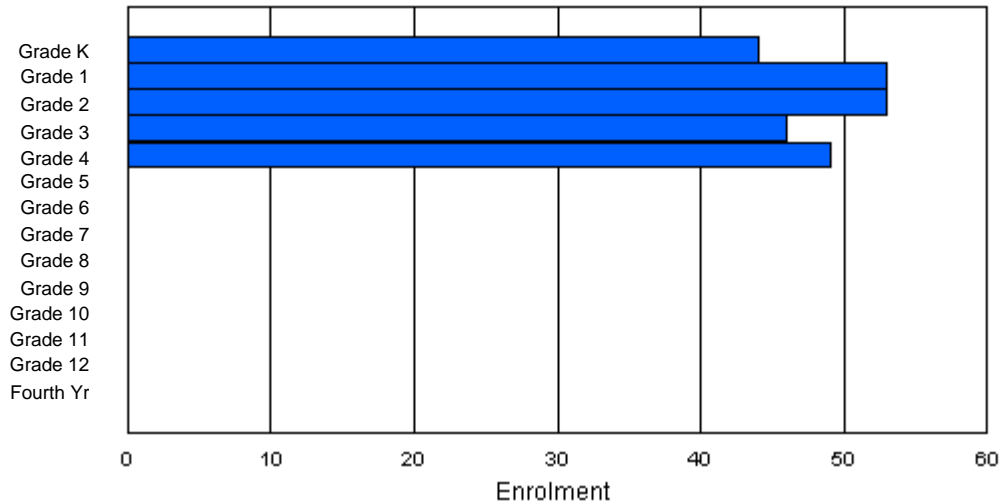
Enrolment By Age and Gender

Gender	Age																	Total
	5	6	7	8	9	10	11	12	13	14	15	16	17	18	19	20>		
Male	24	27	28	22	28	0	0	0	0	0	0	0	0	0	0	0	129	
Female	20	26	24	24	22	0	0	0	0	0	0	0	0	0	0	0	116	
Total	44	53	52	46	50	0	0	0	0	0	0	0	0	0	0	0	245	

Enrolment By Grade and Gender

Gender	Grade															Total
	K	1	2	3	4	5	6	7	8	9	10	11	12	4th		
Male	24	27	28	23	27	0	0	0	0	0	0	0	0	0	129	
Female	20	26	25	23	22	0	0	0	0	0	0	0	0	0	116	
Total	44	53	53	46	49	0	0	0	0	0	0	0	0	0	245	

Enrolment By Grade
For Lewisporte Academy



* Data from the 2002-2003 AGR(Enrolment/Age as of the last day in Sept./Dec.)

** Newfoundland Statistics Classification System

*** May include itinerant teachers



**School Description Report
2002-03**

District 6 - Lewisporte/Gander

#190 - Lewisporte Collegiate, Lewisporte

Classification: Rural Community/Central Region**
Offers Distance Education: No

Grades: 10-12

Number of Grades: 3

[School FTE PTR : 15.7](#)

[District FTE PTR : 13.0](#)

[Provincial FTE PTR : 13.5](#)

[FTE Teachers](#) *** : 25.0

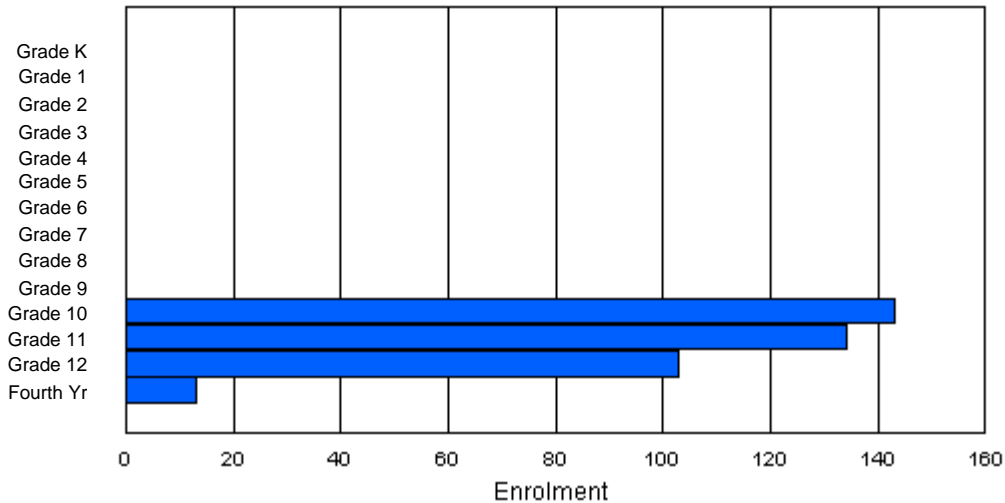
Enrolment By Age and Gender

Gender	Age																	Total
	5	6	7	8	9	10	11	12	13	14	15	16	17	18	19	20>		
Male	0	0	0	0	0	0	0	0	0	0	58	63	62	18	1	1	203	
Female	0	0	0	0	0	0	0	0	0	0	62	62	51	10	4	1	190	
Total	0	0	0	0	0	0	0	0	0	0	120	125	113	28	5	2	393	

Enrolment By Grade and Gender

Gender	Grade															Total
	K	1	2	3	4	5	6	7	8	9	10	11	12	4th		
Male	0	0	0	0	0	0	0	0	0	0	77	70	52	4	203	
Female	0	0	0	0	0	0	0	0	0	0	66	64	51	9	190	
Total	0	0	0	0	0	0	0	0	0	0	143	134	103	13	393	

Enrolment By Grade
For Lewisporte Collegiate



* Data from the 2002-2003 AGR(Enrolment/Age as of the last day in Sept./Dec.)

** Newfoundland Statistics Classification System

*** May include itinerant teachers



**School Description Report
2002-03**

District 6 - Lewisporte/Gander

#425 - Lewisporte Middle School, Lewisporte

Classification: Rural Community/Central Region**
Offers Distance Education: No

Grades: 5-9

Number of Grades: 5

[School FTE PTR : 13.6](#)

[District FTE PTR : 13.0](#)

[Provincial FTE PTR : 13.5](#)

[FTE Teachers](#) *** : 22.0

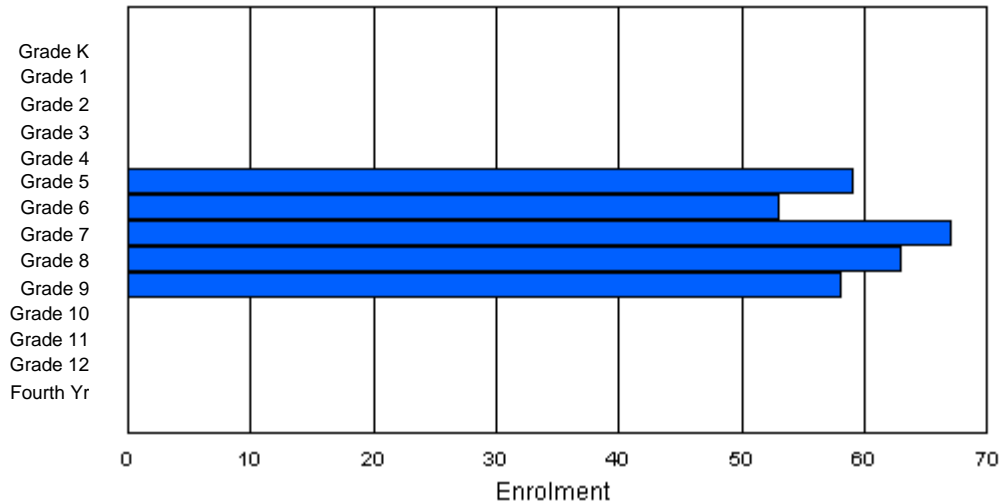
Enrolment By Age and Gender

Gender	Age																Total
	5	6	7	8	9	10	11	12	13	14	15	16	17	18	19	20>	
Male	0	0	0	0	0	29	26	35	32	36	0	1	1	1	0	0	161
Female	0	0	0	0	0	28	26	33	30	22	0	0	0	0	0	0	139
Total	0	0	0	0	0	57	52	68	62	58	0	1	1	1	0	0	300

Enrolment By Grade and Gender

Gender	Grade														Total
	K	1	2	3	4	5	6	7	8	9	10	11	12	4th	
Male	0	0	0	0	0	30	27	35	33	36	0	0	0	0	161
Female	0	0	0	0	0	29	26	32	30	22	0	0	0	0	139
Total	0	0	0	0	0	59	53	67	63	58	0	0	0	0	300

Enrolment By Grade
For Lewisporte Middle School



* Data from the 2002-2003 AGR(Enrolment/Age as of the last day in Sept./Dec.)

** Newfoundland Statistics Classification System

*** May include itinerant teachers



**School Description Report
2002-03**

District 6 - Lewisporte/Gander

#192 - Lumsden School Complex, Lumsden

Classification: Rural Community/Central Region**
Offers Distance Education: Yes

Grades: K-12

Number of Grades: 13

[School FTE PTR : 10.7](#)

[District FTE PTR : 13.0](#)

[Provincial FTE PTR : 13.5](#)

[FTE Teachers](#) *** : 15.0

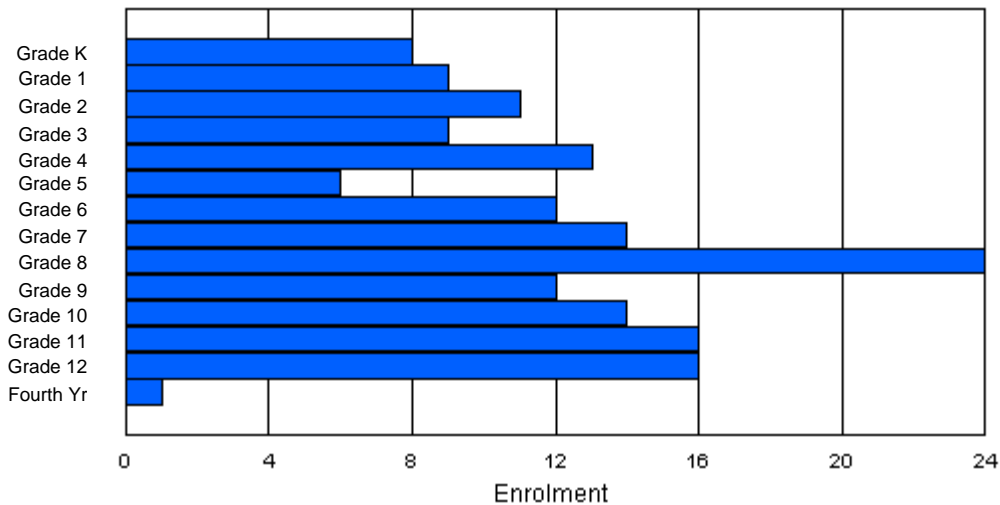
Enrolment By Age and Gender

Gender	Age																	Total
	5	6	7	8	9	10	11	12	13	14	15	16	17	18	19	20>		
Male	6	7	6	5	6	4	5	7	12	5	6	6	7	0	0	1	83	
Female	2	2	5	4	7	2	7	7	12	6	9	9	10	0	0	0	82	
Total	8	9	11	9	13	6	12	14	24	11	15	15	17	0	0	1	165	

Enrolment By Grade and Gender

Gender	Grade															Total
	K	1	2	3	4	5	6	7	8	9	10	11	12	4th		
Male	6	7	6	5	6	4	5	7	12	5	6	6	7	1	83	
Female	2	2	5	4	7	2	7	7	12	7	8	10	9	0	82	
Total	8	9	11	9	13	6	12	14	24	12	14	16	16	1	165	

Enrolment By Grade
For Lumsden School Complex



* Data from the 2002-2003 AGR(Enrolment/Age as of the last day in Sept./Dec.)

** Newfoundland Statistics Classification System

*** May include itinerant teachers



**School Description Report
2002-03**

District 6 - Lewisporte/Gander

#205 - Memorial Academy, Wesleyville

Classification: Rural Community/Central Region**
Offers Distance Education: No

Grades: K-6

Number of Grades: 7

[School FTE PTR : 13.1](#)

[District FTE PTR : 13.0](#)

[Provincial FTE PTR : 13.5](#)

[FTE Teachers](#) *** : 13.0

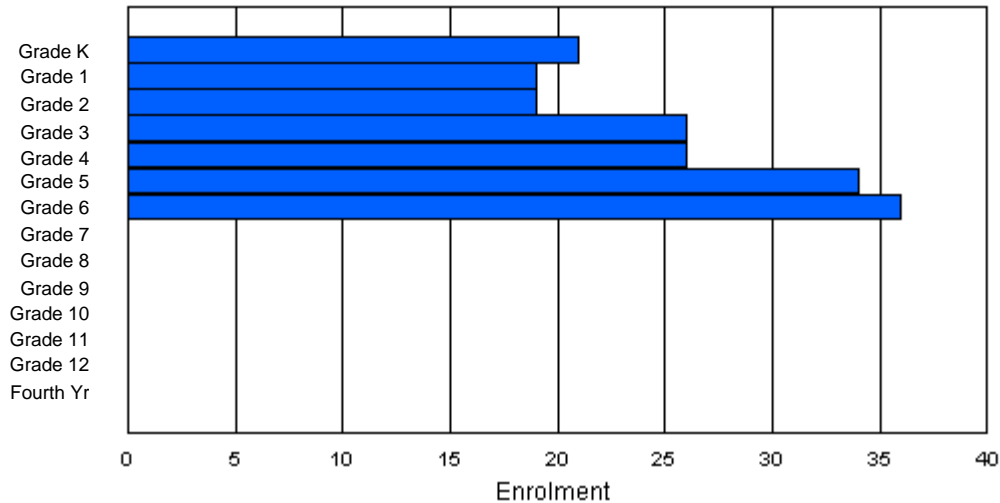
Enrolment By Age and Gender

Gender	Age																	Total
	5	6	7	8	9	10	11	12	13	14	15	16	17	18	19	20>		
Male	13	12	13	13	10	19	20	1	0	0	0	0	0	0	0	0	101	
Female	8	7	6	12	17	15	15	0	0	0	0	0	0	0	0	0	80	
Total	21	19	19	25	27	34	35	1	0	0	0	0	0	0	0	0	181	

Enrolment By Grade and Gender

Gender	Grade															Total
	K	1	2	3	4	5	6	7	8	9	10	11	12	4th		
Male	13	12	13	14	9	19	21	0	0	0	0	0	0	0	101	
Female	8	7	6	12	17	15	15	0	0	0	0	0	0	0	80	
Total	21	19	19	26	26	34	36	0	0	0	0	0	0	0	181	

Enrolment By Grade
For Memorial Academy



* Data from the 2002-2003 AGR(Enrolment/Age as of the last day in Sept./Dec.)

** Newfoundland Statistics Classification System

*** May include itinerant teachers



**School Description Report
2002-03**

District 6 - Lewisporte/Gander

#195 - Newville Elementary, Newville

Classification: Rural Community/Central Region**
Offers Distance Education: No

Grades: K-8

Number of Grades: 9

[School FTE PTR : 11.7](#)

[District FTE PTR : 13.0](#)

[Provincial FTE PTR : 13.5](#)

[FTE Teachers](#) *** : 8.5

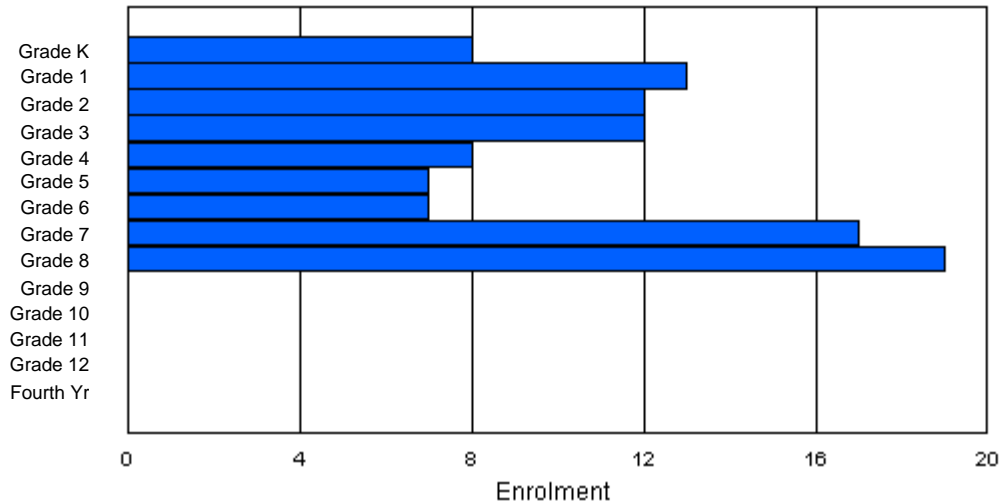
Enrolment By Age and Gender

Gender	Age																	Total
	5	6	7	8	9	10	11	12	13	14	15	16	17	18	19	20>		
Male	6	6	4	6	4	5	8	7	8	2	0	0	0	0	0	0	56	
Female	2	7	8	6	4	2	3	3	11	1	0	0	0	0	0	0	47	
Total	8	13	12	12	8	7	11	10	19	3	0	0	0	0	0	0	103	

Enrolment By Grade and Gender

Gender	Grade															Total
	K	1	2	3	4	5	6	7	8	9	10	11	12	4th		
Male	6	6	4	6	4	5	5	12	8	0	0	0	0	0	56	
Female	2	7	8	6	4	2	2	5	11	0	0	0	0	0	47	
Total	8	13	12	12	8	7	7	17	19	0	0	0	0	0	103	

Enrolment By Grade
For Newville Elementary



* Data from the 2002-2003 AGR(Enrolment/Age as of the last day in Sept./Dec.)

** Newfoundland Statistics Classification System

*** May include itinerant teachers



**School Description Report
2002-03**

District 6 - Lewisporte/Gander

#206 - Riverwood Academy, Wing's Point

Classification: Rural Community/Central Region**
Offers Distance Education: Yes

Grades: K-12

Number of Grades: 13

[School FTE PTR : 13.2](#)

[District FTE PTR : 13.0](#)

[Provincial FTE PTR : 13.5](#)

[FTE Teachers](#) *** : 24.5

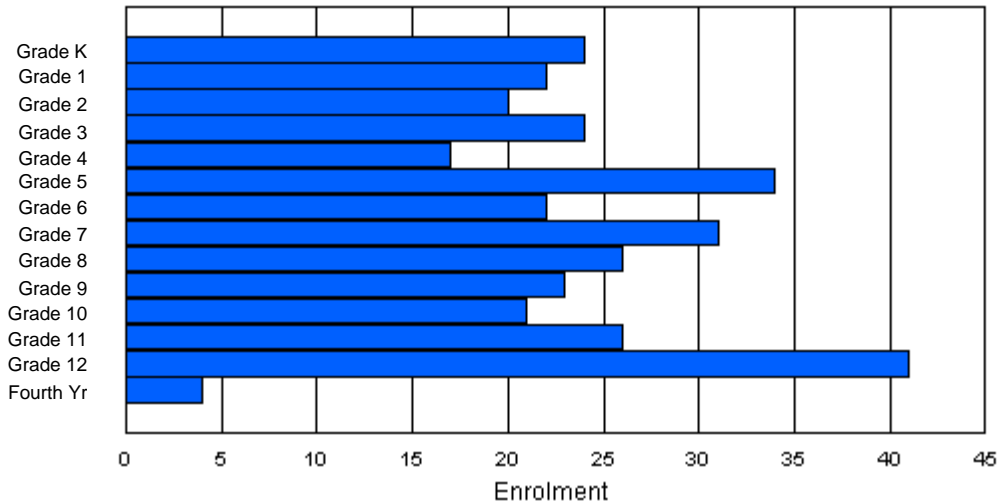
Enrolment By Age and Gender

Gender	Age																Total
	5	6	7	8	9	10	11	12	13	14	15	16	17	18	19	20>	
Male	8	16	8	9	7	14	15	19	15	9	9	12	14	3	1	0	159
Female	16	6	12	15	9	19	7	13	12	13	12	12	23	5	2	0	176
Total	24	22	20	24	16	33	22	32	27	22	21	24	37	8	3	0	335

Enrolment By Grade and Gender

Gender	Grade														Total
	K	1	2	3	4	5	6	7	8	9	10	11	12	4th	
Male	8	16	8	9	8	14	15	19	14	10	9	12	15	2	159
Female	16	6	12	15	9	20	7	12	12	13	12	14	26	2	176
Total	24	22	20	24	17	34	22	31	26	23	21	26	41	4	335

Enrolment By Grade
For Riverwood Academy



* Data from the 2002-2003 AGR(Enrolment/Age as of the last day in Sept./Dec.)

** Newfoundland Statistics Classification System

*** May include itinerant teachers



**School Description Report
2002-03**

District 6 - Lewisporte/Gander

#188 - Sandstone Academy, Ladle Cove

Classification: Rural Community/Central Region**
Offers Distance Education: No

Grades: K-6

Number of Grades: 7

[School FTE PTR : 8.3](#)

[District FTE PTR : 13.0](#)

[Provincial FTE PTR : 13.5](#)

[FTE Teachers](#) *** : 3.0

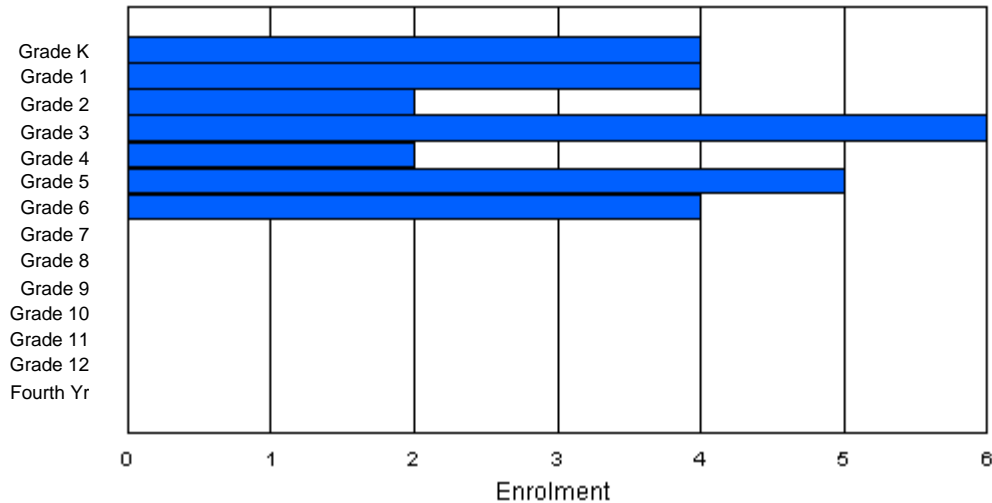
Enrolment By Age and Gender

Gender	Age																	Total
	5	6	7	8	9	10	11	12	13	14	15	16	17	18	19	20>		
Male	4	4	0	3	0	2	3	0	0	0	0	0	0	0	0	0	16	
Female	0	0	2	3	2	3	1	0	0	0	0	0	0	0	0	0	11	
Total	4	4	2	6	2	5	4	0	0	0	0	0	0	0	0	0	27	

Enrolment By Grade and Gender

Gender	Grade															Total
	K	1	2	3	4	5	6	7	8	9	10	11	12	4th		
Male	4	4	0	3	0	2	3	0	0	0	0	0	0	0	16	
Female	0	0	2	3	2	3	1	0	0	0	0	0	0	0	11	
Total	4	4	2	6	2	5	4	0	0	0	0	0	0	0	27	

Enrolment By Grade
For Sandstone Academy



* Data from the 2002-2003 AGR(Enrolment/Age as of the last day in Sept./Dec.)

** Newfoundland Statistics Classification System

*** May include itinerant teachers



**School Description Report
2002-03**

District 6 - Lewisporte/Gander

#416 - Smallwood Academy, Gambo

Classification: Rural Community/Central Region**
Offers Distance Education: No

Grades: K-12

Number of Grades: 13

[School FTE PTR : 13.4](#)

[District FTE PTR : 13.0](#)

[Provincial FTE PTR : 13.5](#)

[FTE Teachers](#) *** : 27.8

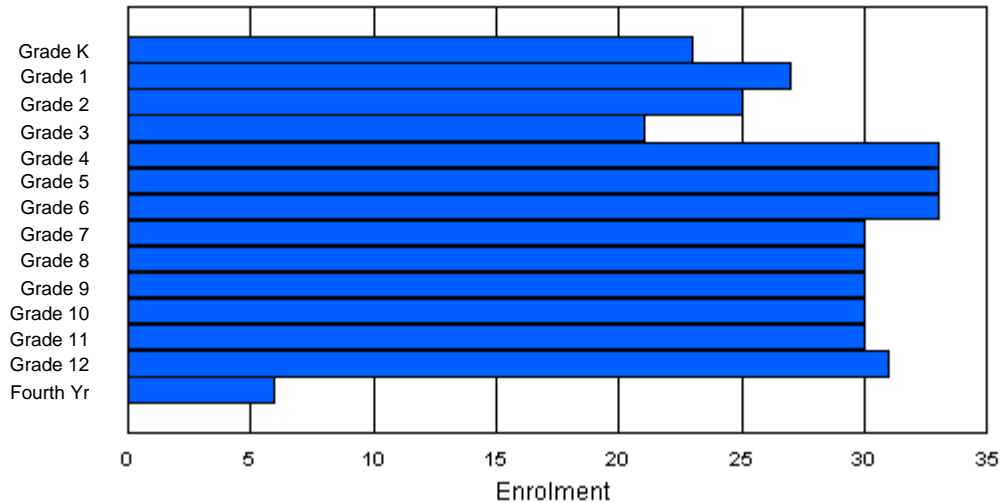
Enrolment By Age and Gender

Gender	Age																Total
	5	6	7	8	9	10	11	12	13	14	15	16	17	18	19	20>	
Male	11	9	14	12	12	14	25	9	12	19	20	16	11	4	1	0	189
Female	12	17	11	9	22	18	15	14	18	11	11	12	18	5	0	0	193
Total	23	26	25	21	34	32	40	23	30	30	31	28	29	9	1	0	382

Enrolment By Grade and Gender

Gender	Grade														Total
	K	1	2	3	4	5	6	7	8	9	10	11	12	4th	
Male	11	10	14	12	11	15	19	16	10	20	19	17	12	3	189
Female	12	17	11	9	22	18	14	14	20	10	11	13	19	3	193
Total	23	27	25	21	33	33	33	30	30	30	30	30	31	6	382

Enrolment By Grade
For Smallwood Academy



* Data from the 2002-2003 AGR(Enrolment/Age as of the last day in Sept./Dec.)

** Newfoundland Statistics Classification System

*** May include itinerant teachers



**School Description Report
2002-03**

District 6 - Lewisporte/Gander

#196 - St. Gabriel's AG, St. Brendan's

Classification: Rural Community/Central Region**
Offers Distance Education: Yes

Grades: K-4,6-12

Number of Grades: 12

[School FTE PTR : 6.2](#)
[District FTE PTR : 13.0](#)
[Provincial FTE PTR : 13.5](#)

[FTE Teachers](#) *** : 6.5

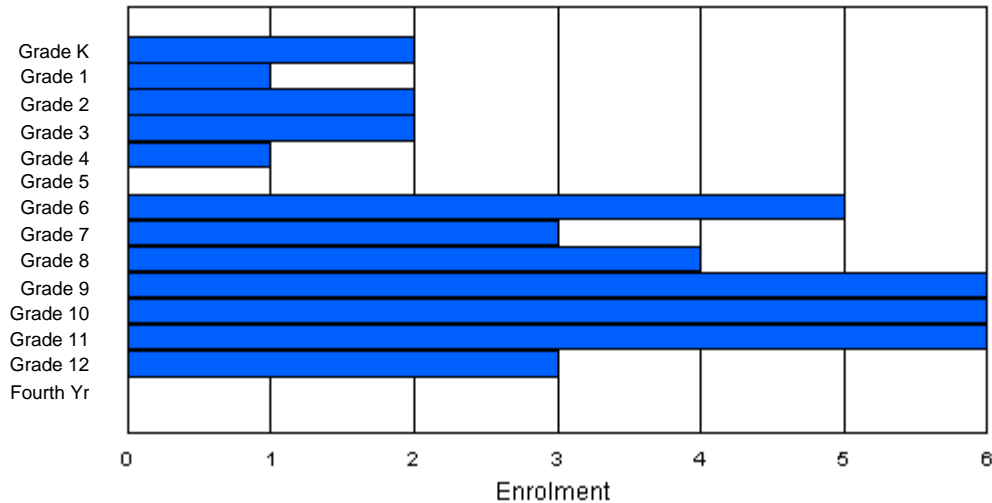
Enrolment By Age and Gender

Gender	Age																	Total
	5	6	7	8	9	10	11	12	13	14	15	16	17	18	19	20>		
Male	1	0	1	2	1	0	1	2	1	4	4	4	1	0	0	0	22	
Female	1	1	1	0	0	0	4	1	3	2	1	3	2	0	0	0	19	
Total	2	1	2	2	1	0	5	3	4	6	5	7	3	0	0	0	41	

Enrolment By Grade and Gender

Gender	Grade															Total
	K	1	2	3	4	5	6	7	8	9	10	11	12	4th		
Male	1	0	1	2	1	0	1	2	1	4	5	3	1	0	22	
Female	1	1	1	0	0	0	4	1	3	2	1	3	2	0	19	
Total	2	1	2	2	1	0	5	3	4	6	6	6	3	0	41	

Enrolment By Grade
For St. Gabriel's AG



* Data from the 2002-2003 AGR(Enrolment/Age as of the last day in Sept./Dec.)

** Newfoundland Statistics Classification System

*** May include itinerant teachers



**School Description Report
2002-03**

District 6 - Lewisporte/Gander

#420 - St. Paul's Intermediate School, Gander

Classification: Urban Community/Central Region**
Offers Distance Education: No

Grades: 7-9

Number of Grades: 3

[School FTE PTR : 16.3](#)

[District FTE PTR : 13.0](#)

[Provincial FTE PTR : 13.5](#)

[FTE Teachers](#) *** : 25.3

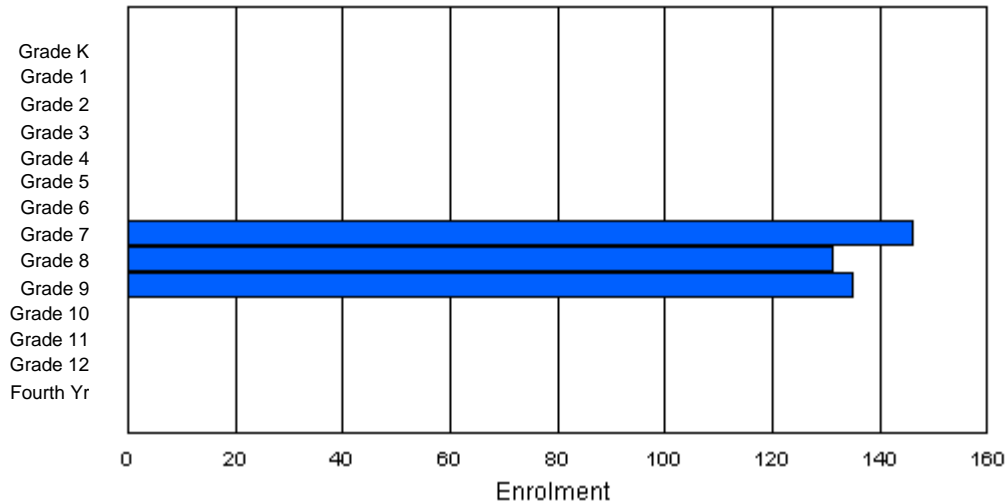
Enrolment By Age and Gender

Gender	Age																Total
	5	6	7	8	9	10	11	12	13	14	15	16	17	18	19	20>	
Male	0	0	0	0	0	0	0	69	76	59	4	0	0	0	0	0	208
Female	0	0	0	0	0	0	1	73	58	70	2	0	0	0	0	0	204
Total	0	0	0	0	0	0	1	142	134	129	6	0	0	0	0	0	412

Enrolment By Grade and Gender

Gender	Grade														Total
	K	1	2	3	4	5	6	7	8	9	10	11	12	4th	
Male	0	0	0	0	0	0	0	71	75	62	0	0	0	0	208
Female	0	0	0	0	0	0	0	75	56	73	0	0	0	0	204
Total	0	0	0	0	0	0	0	146	131	135	0	0	0	0	412

Enrolment By Grade
For St. Paul's Intermediate School



* Data from the 2002-2003 AGR(Enrolment/Age as of the last day in Sept./Dec.)

** Newfoundland Statistics Classification System

*** May include itinerant teachers



**School Description Report
2002-03**

District 6 - Lewisporte/Gander

#199 - Summerford Primary, Summerford

Classification: Rural Community/Central Region**
Offers Distance Education: No

Grades: K-4

Number of Grades: 5

[School FTE PTR : 11.3](#)

[District FTE PTR : 13.0](#)

[Provincial FTE PTR : 13.5](#)

[FTE Teachers](#) *** : 11.0

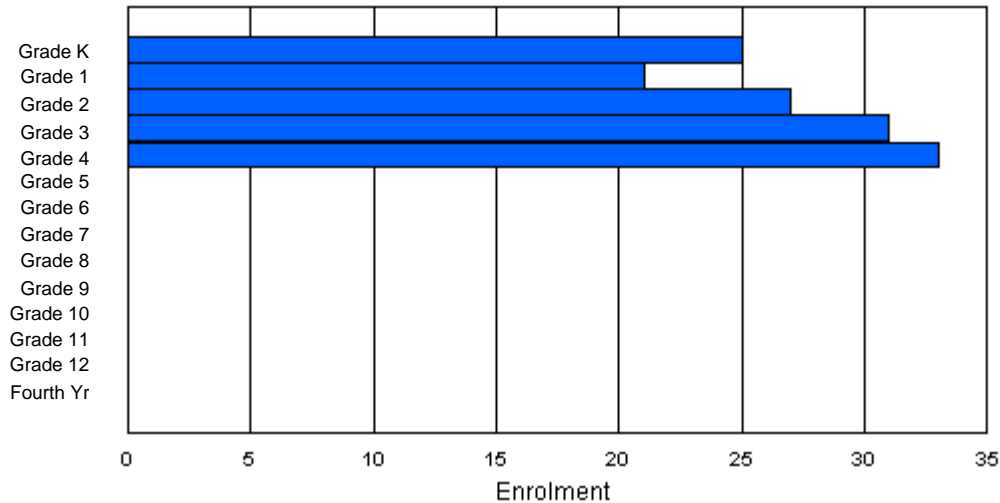
Enrolment By Age and Gender

Gender	Age																	Total
	5	6	7	8	9	10	11	12	13	14	15	16	17	18	19	20>		
Male	14	12	13	20	16	0	0	0	0	0	0	0	0	0	0	0	75	
Female	11	9	13	12	17	0	0	0	0	0	0	0	0	0	0	0	62	
Total	25	21	26	32	33	0	0	0	0	0	0	0	0	0	0	0	137	

Enrolment By Grade and Gender

Gender	Grade															Total
	K	1	2	3	4	5	6	7	8	9	10	11	12	4th		
Male	14	12	14	19	16	0	0	0	0	0	0	0	0	0	75	
Female	11	9	13	12	17	0	0	0	0	0	0	0	0	0	62	
Total	25	21	27	31	33	0	0	0	0	0	0	0	0	0	137	

Enrolment By Grade
For Summerford Primary



* Data from the 2002-2003 AGR(Enrolment/Age as of the last day in Sept./Dec.)

** Newfoundland Statistics Classification System

*** May include itinerant teachers



**School Description Report
2002-03**

District 6 - Lewisporte/Gander

#202 - Twillingate Island Elementary, Twillingate

Classification: Rural Community/Central Region**
Offers Distance Education: No

Grades: K-6

Number of Grades: 7

[School FTE PTR : 12.2](#)

[District FTE PTR : 13.0](#)

[Provincial FTE PTR : 13.5](#)

[FTE Teachers](#) *** : 15.5

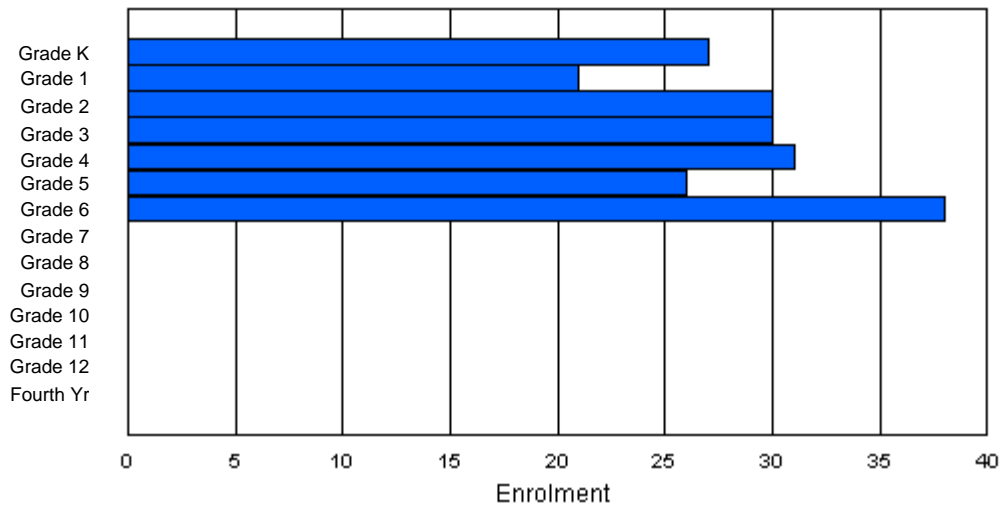
Enrolment By Age and Gender

Gender	Age																	Total
	5	6	7	8	9	10	11	12	13	14	15	16	17	18	19	20>		
Male	10	10	16	17	16	14	20	1	0	0	0	0	0	0	0	0	104	
Female	17	11	10	17	15	11	18	0	0	0	0	0	0	0	0	0	99	
Total	27	21	26	34	31	25	38	1	0	0	0	0	0	0	0	0	203	

Enrolment By Grade and Gender

Gender	Grade															Total
	K	1	2	3	4	5	6	7	8	9	10	11	12	4th		
Male	10	10	20	13	16	15	20	0	0	0	0	0	0	0	104	
Female	17	11	10	17	15	11	18	0	0	0	0	0	0	0	99	
Total	27	21	30	30	31	26	38	0	0	0	0	0	0	0	203	

Enrolment By Grade
For Twillingate Island Elementary



* Data from the 2002-2003 AGR(Enrolment/Age as of the last day in Sept./Dec.)

** Newfoundland Statistics Classification System

*** May include itinerant teachers



**School Description Report
2002-03**

District 6 - Lewisporte/Gander

#183 - William Mercer Academy, Dover

Classification: Rural Community/Central Region**
Offers Distance Education: No

Grades: K-8

Number of Grades: 9

[School FTE PTR : 12.8](#)

[District FTE PTR : 13.0](#)

[Provincial FTE PTR : 13.5](#)

[FTE Teachers](#) *** : 13.8

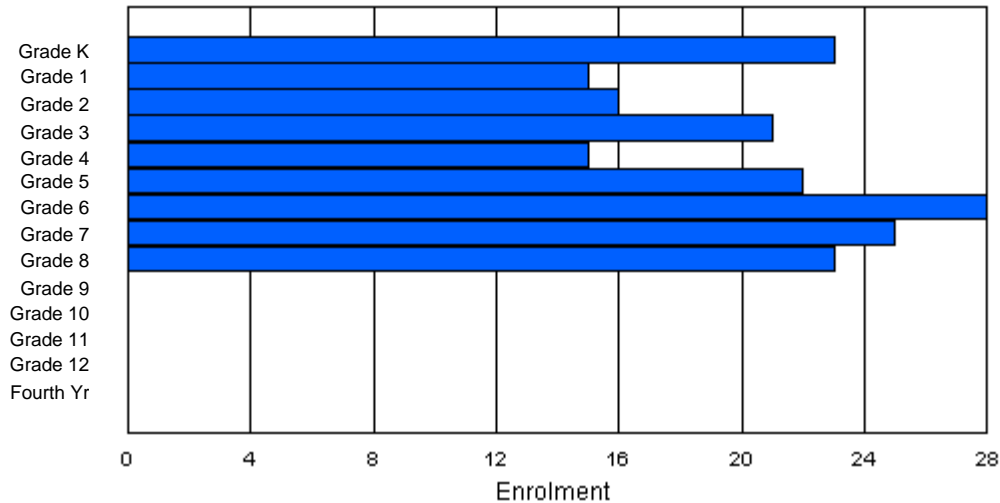
Enrolment By Age and Gender

Gender	Age																	Total
	5	6	7	8	9	10	11	12	13	14	15	16	17	18	19	20>		
Male	9	8	6	12	10	15	15	13	14	0	0	0	0	0	0	0	102	
Female	14	7	10	9	4	8	12	12	10	0	0	0	0	0	0	0	86	
Total	23	15	16	21	14	23	27	25	24	0	0	0	0	0	0	0	188	

Enrolment By Grade and Gender

Gender	Grade															Total
	K	1	2	3	4	5	6	7	8	9	10	11	12	4th		
Male	9	8	6	12	11	14	15	14	13	0	0	0	0	0	102	
Female	14	7	10	9	4	8	13	11	10	0	0	0	0	0	86	
Total	23	15	16	21	15	22	28	25	23	0	0	0	0	0	188	

Enrolment By Grade
For William Mercer Academy



* Data from the 2002-2003 AGR(Enrolment/Age as of the last day in Sept./Dec.)

** Newfoundland Statistics Classification System

*** May include itinerant teachers



**School Description Report
2002-03**

District 7 - Burin Peninsula

#470 - Alternate School, Marystown

Classification: Urban Community/Southern Region*
Offers Distance Education: No

Grades: 8,10

Number of Grades: 2

[School FTE PTR : 3.0](#)
[District FTE PTR : 12.3](#)
[Provincial FTE PTR : 13.5](#)

[FTE Teachers](#) *** : 1.0

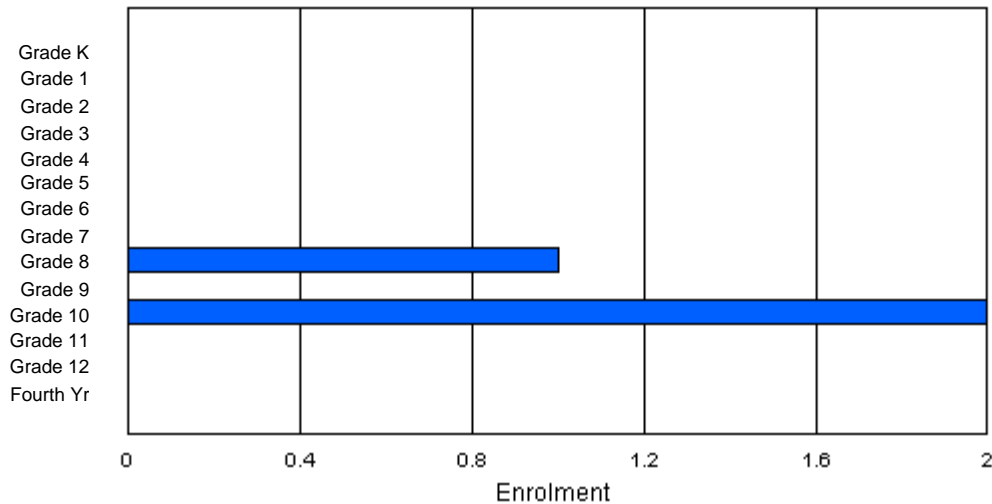
Enrolment By Age and Gender

Gender	Age																	Total
	5	6	7	8	9	10	11	12	13	14	15	16	17	18	19	20>		
Male	0	0	0	0	0	0	0	0	0	0	0	1	0	1	0	0	2	
Female	0	0	0	0	0	0	0	0	0	1	0	0	0	0	0	0	1	
Total	0	0	0	0	0	0	0	0	0	1	0	1	0	1	0	0	3	

Enrolment By Grade and Gender

Gender	Grade															Total
	K	1	2	3	4	5	6	7	8	9	10	11	12	4th		
Male	0	0	0	0	0	0	0	0	0	0	2	0	0	0	2	
Female	0	0	0	0	0	0	0	0	1	0	0	0	0	0	1	
Total	0	0	0	0	0	0	0	0	1	0	2	0	0	0	3	

Enrolment By Grade
For Alternate School



* Data from the 2002-2003 AGR(Enrolment/Age as of the last day in Sept./Dec.)

** Newfoundland Statistics Classification System

*** May include itinerant teachers



**School Description Report
2002-03**

District 7 - Burin Peninsula

#223 - Christ the King School, Rushoon

Classification: Rural Community/Southern Region**
Offers Distance Education: Yes

Grades: K-12

Number of Grades: 13

[School FTE PTR : 10.0](#)

[District FTE PTR : 12.3](#)

[Provincial FTE PTR : 13.5](#)

[FTE Teachers](#) *** : 20.3

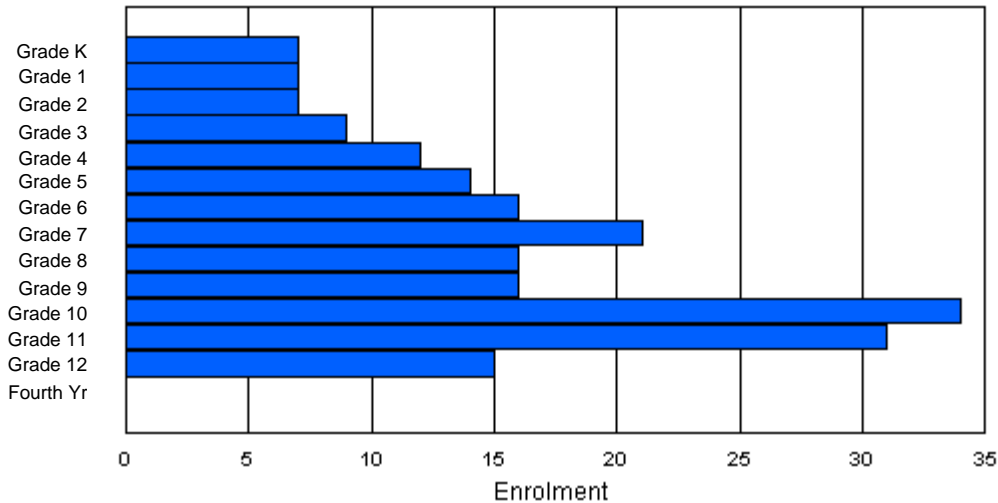
Enrolment By Age and Gender

Gender	Age																Total
	5	6	7	8	9	10	11	12	13	14	15	16	17	18	19	20>	
Male	5	4	1	2	8	7	9	17	5	8	11	22	9	0	0	0	108
Female	2	3	6	7	4	7	7	9	7	10	17	6	12	0	0	0	97
Total	7	7	7	9	12	14	16	26	12	18	28	28	21	0	0	0	205

Enrolment By Grade and Gender

Gender	Grade														Total
	K	1	2	3	4	5	6	7	8	9	10	11	12	4th	
Male	5	4	1	2	8	7	9	14	5	8	16	23	6	0	108
Female	2	3	6	7	4	7	7	7	11	8	18	8	9	0	97
Total	7	7	7	9	12	14	16	21	16	16	34	31	15	0	205

Enrolment By Grade
For Christ the King School



* Data from the 2002-2003 AGR(Enrolment/Age as of the last day in Sept./Dec.)

** Newfoundland Statistics Classification System

*** May include itinerant teachers



**School Description Report
2002-03**

District 7 - Burin Peninsula

#224 - Donald C. Jamieson Academy, Salt Pond

Classification: Rural Community/Southern Region**
Offers Distance Education: No

Grades: K-7

Number of Grades: 8

[School FTE PTR : 13.5](#)

[District FTE PTR : 12.3](#)

[Provincial FTE PTR : 13.5](#)

[FTE Teachers](#) *** : 32.0

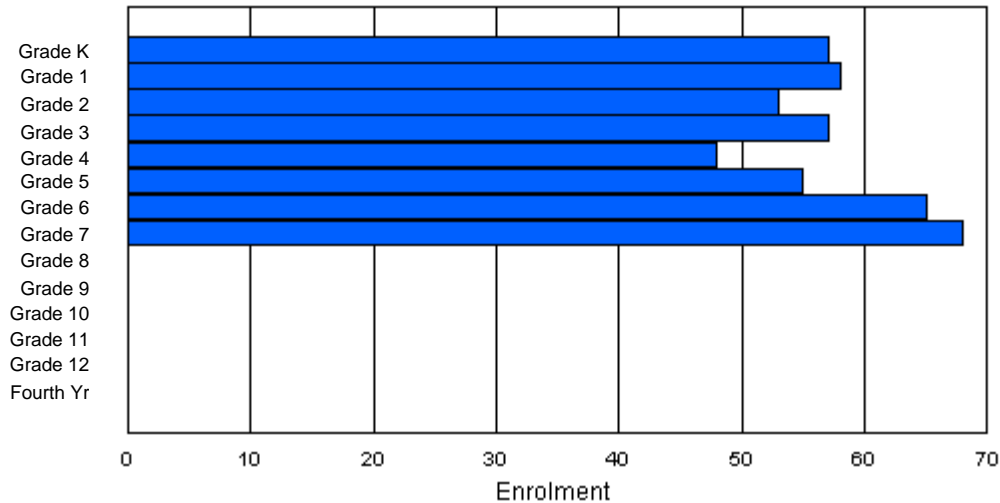
Enrolment By Age and Gender

Gender	Age																Total
	5	6	7	8	9	10	11	12	13	14	15	16	17	18	19	20>	
Male	28	28	22	32	28	29	25	35	2	0	0	0	0	0	0	0	229
Female	28	29	33	23	22	26	34	33	2	1	1	0	0	0	0	0	232
Total	56	57	55	55	50	55	59	68	4	1	1	0	0	0	0	0	461

Enrolment By Grade and Gender

Gender	Grade														Total
	K	1	2	3	4	5	6	7	8	9	10	11	12	4th	
Male	29	28	21	34	26	30	29	32	0	0	0	0	0	0	229
Female	28	30	32	23	22	25	36	36	0	0	0	0	0	0	232
Total	57	58	53	57	48	55	65	68	0	0	0	0	0	0	461

Enrolment By Grade
For Donald C. Jamieson Academy



* Data from the 2002-2003 AGR(Enrolment/Age as of the last day in Sept./Dec.)

** Newfoundland Statistics Classification System

*** May include itinerant teachers



**School Description Report
2002-03**

District 7 - Burin Peninsula

#226 - Fortune Bay Academy, St. Bernard's - Jacqu

Classification: Rural Community/Southern Region**
Offers Distance Education: Yes

Grades: K-12

Number of Grades: 13

[School FTE PTR : 9.9](#)

[District FTE PTR : 12.3](#)

[Provincial FTE PTR : 13.5](#)

[FTE Teachers](#) *** : 19.0

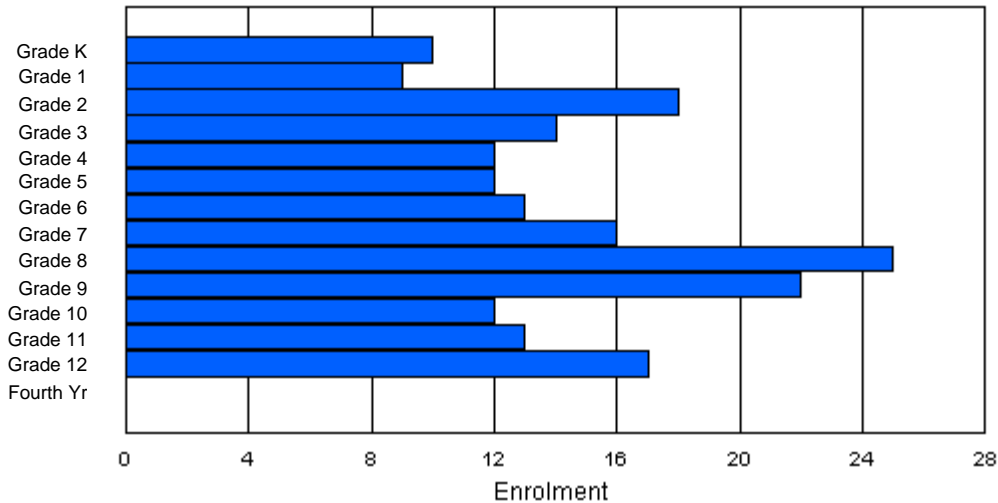
Enrolment By Age and Gender

Gender	Age																	Total
	5	6	7	8	9	10	11	12	13	14	15	16	17	18	19	20>		
Male	5	6	9	7	6	8	5	8	13	10	9	9	11	0	0	0	106	
Female	5	2	10	7	6	5	8	6	10	12	4	7	5	0	0	0	87	
Total	10	8	19	14	12	13	13	14	23	22	13	16	16	0	0	0	193	

Enrolment By Grade and Gender

Gender	Grade															Total
	K	1	2	3	4	5	6	7	8	9	10	11	12	4th		
Male	5	6	9	7	6	7	5	9	13	12	9	6	12	0	106	
Female	5	3	9	7	6	5	8	7	12	10	3	7	5	0	87	
Total	10	9	18	14	12	12	13	16	25	22	12	13	17	0	193	

Enrolment By Grade
For Fortune Bay Academy



* Data from the 2002-2003 AGR(Enrolment/Age as of the last day in Sept./Dec.)

** Newfoundland Statistics Classification System

*** May include itinerant teachers



**School Description Report
2002-03**

District 7 - Burin Peninsula

#427 - Holy Name of Mary Academy, Lawn

Classification: Rural Community/Southern Region**
Offers Distance Education: Yes

Grades: K-12

Number of Grades: 13

[School FTE PTR : 9.6](#)

[District FTE PTR : 12.3](#)

[Provincial FTE PTR : 13.5](#)

[FTE Teachers](#) *** : 17.0

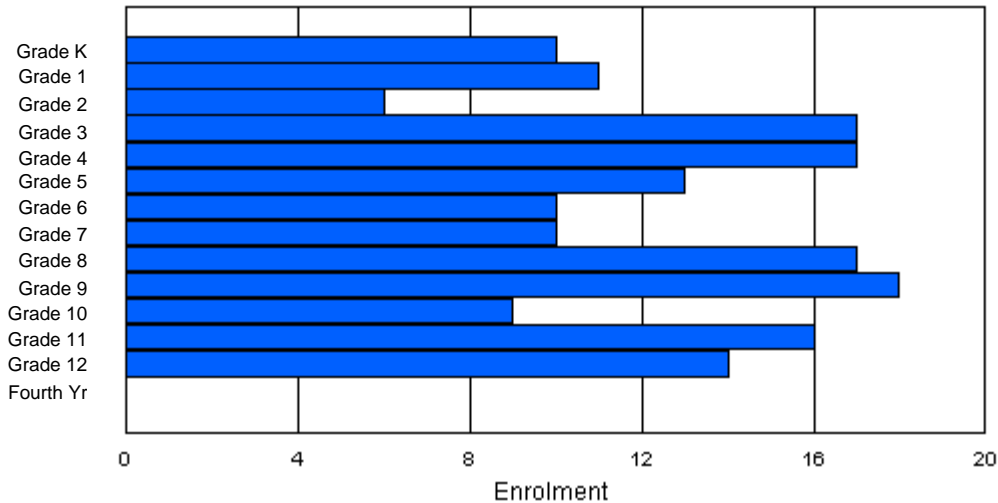
Enrolment By Age and Gender

Gender	Age																	Total
	5	6	7	8	9	10	11	12	13	14	15	16	17	18	19	20>		
Male	7	5	2	8	10	8	8	5	7	8	6	9	7	1	1	0	92	
Female	3	6	4	9	7	4	3	5	10	9	4	6	6	0	0	0	76	
Total	10	11	6	17	17	12	11	10	17	17	10	15	13	1	1	0	168	

Enrolment By Grade and Gender

Gender	Grade															Total
	K	1	2	3	4	5	6	7	8	9	10	11	12	4th		
Male	7	5	2	8	10	9	7	5	7	9	5	9	9	0	92	
Female	3	6	4	9	7	4	3	5	10	9	4	7	5	0	76	
Total	10	11	6	17	17	13	10	10	17	18	9	16	14	0	168	

Enrolment By Grade
For Holy Name of Mary Academy



* Data from the 2002-2003 AGR(Enrolment/Age as of the last day in Sept./Dec.)

** Newfoundland Statistics Classification System

*** May include itinerant teachers



**School Description Report
2002-03**

District 7 - Burin Peninsula

#214 - John Burke High School, Grand Bank

Classification: Rural Community/Southern Region**
Offers Distance Education: Yes

Grades: 8-12

Number of Grades: 5

[School FTE PTR : 15.2](#)

[District FTE PTR : 12.3](#)

[Provincial FTE PTR : 13.5](#)

[FTE Teachers](#) *** : 19.0

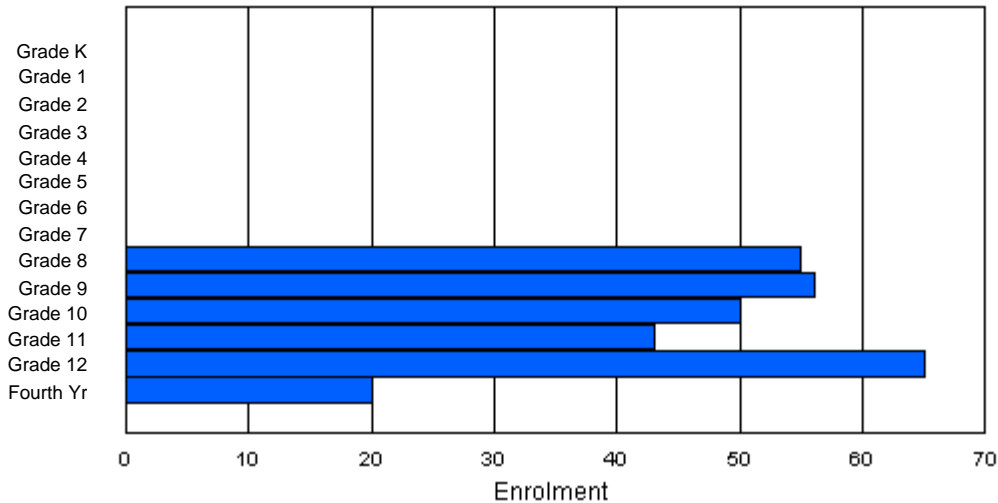
Enrolment By Age and Gender

Gender	Age																	Total
	5	6	7	8	9	10	11	12	13	14	15	16	17	18	19	20>		
Male	0	0	0	0	0	0	0	4	28	27	22	18	19	8	1	1	128	
Female	0	0	0	0	0	0	0	9	22	29	21	35	35	8	1	1	161	
Total	0	0	0	0	0	0	0	13	50	56	43	53	54	16	2	2	289	

Enrolment By Grade and Gender

Gender	Grade															Total
	K	1	2	3	4	5	6	7	8	9	10	11	12	4th		
Male	0	0	0	0	0	0	0	0	32	21	27	12	26	10	128	
Female	0	0	0	0	0	0	0	0	23	35	23	31	39	10	161	
Total	0	0	0	0	0	0	0	0	55	56	50	43	65	20	289	

Enrolment By Grade
For John Burke High School



* Data from the 2002-2003 AGR(Enrolment/Age as of the last day in Sept./Dec.)

** Newfoundland Statistics Classification System

*** May include itinerant teachers



**School Description Report
2002-03**

District 7 - Burin Peninsula

#213 - Lake Academy, Fortune

Classification: Rural Community/Southern Region**
Offers Distance Education: No

Grades: K-7

Number of Grades: 8

[School FTE PTR : 13.9](#)

[District FTE PTR : 12.3](#)

[Provincial FTE PTR : 13.5](#)

[FTE Teachers](#) *** : 23.0

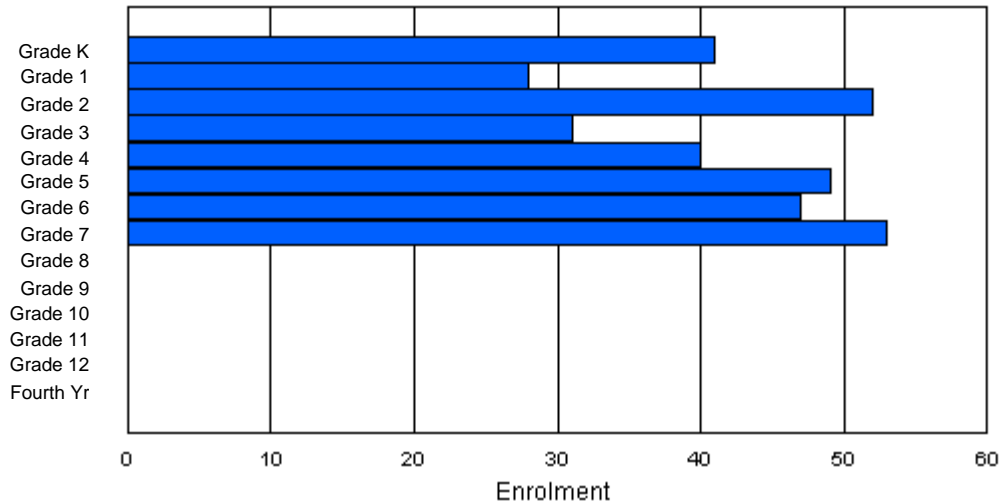
Enrolment By Age and Gender

Gender	Age																Total
	5	6	7	8	9	10	11	12	13	14	15	16	17	18	19	20>	
Male	19	10	27	16	24	27	24	26	4	0	0	0	0	0	0	0	177
Female	21	18	26	15	15	21	22	23	3	0	0	0	0	0	0	0	164
Total	40	28	53	31	39	48	46	49	7	0	0	0	0	0	0	0	341

Enrolment By Grade and Gender

Gender	Grade														Total
	K	1	2	3	4	5	6	7	8	9	10	11	12	4th	
Male	19	11	26	16	25	28	25	27	0	0	0	0	0	0	177
Female	22	17	26	15	15	21	22	26	0	0	0	0	0	0	164
Total	41	28	52	31	40	49	47	53	0	0	0	0	0	0	341

Enrolment By Grade
For Lake Academy



* Data from the 2002-2003 AGR(Enrolment/Age as of the last day in Sept./Dec.)

** Newfoundland Statistics Classification System

*** May include itinerant teachers



**School Description Report
2002-03**

District 7 - Burin Peninsula

#219 - Marystown Central High, Marystown

Classification: Urban Community/Southern Region*
Offers Distance Education: No

Grades: 10-12

Number of Grades: 3

[School FTE PTR : 15.0](#)

[District FTE PTR : 12.3](#)

[Provincial FTE PTR : 13.5](#)

[FTE Teachers](#) *** : 35.0

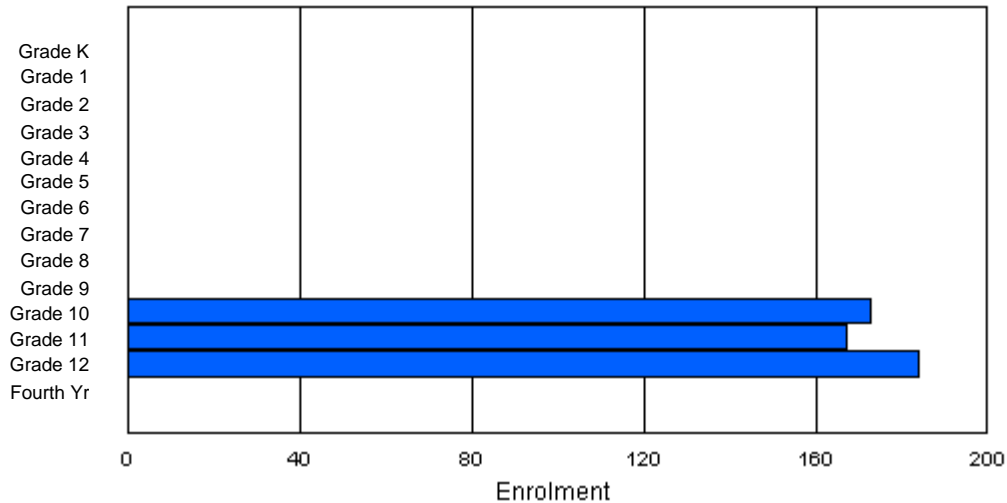
Enrolment By Age and Gender

Gender	Age																	Total
	5	6	7	8	9	10	11	12	13	14	15	16	17	18	19	20>		
Male	0	0	0	0	0	0	0	0	0	28	69	76	79	17	0	0	269	
Female	0	0	0	0	0	0	0	0	0	13	90	89	57	5	0	1	255	
Total	0	0	0	0	0	0	0	0	0	41	159	165	136	22	0	1	524	

Enrolment By Grade and Gender

Gender	Grade															Total
	K	1	2	3	4	5	6	7	8	9	10	11	12	4th		
Male	0	0	0	0	0	0	0	0	0	0	93	70	106	0	269	
Female	0	0	0	0	0	0	0	0	0	0	80	97	78	0	255	
Total	0	0	0	0	0	0	0	0	0	0	173	167	184	0	524	

Enrolment By Grade
For Marystown Central High



* Data from the 2002-2003 AGR(Enrolment/Age as of the last day in Sept./Dec.)

** Newfoundland Statistics Classification System

*** May include itinerant teachers



**School Description Report
2002-03**

District 7 - Burin Peninsula

#209 - Pearce Junior High, Salt Pond

Classification: Rural Community/Southern Region**
Offers Distance Education: No

Grades: 8-9

Number of Grades: 2

[School FTE PTR : 15.3](#)

[District FTE PTR : 12.3](#)

[Provincial FTE PTR : 13.5](#)

[FTE Teachers](#) *** : 22.5

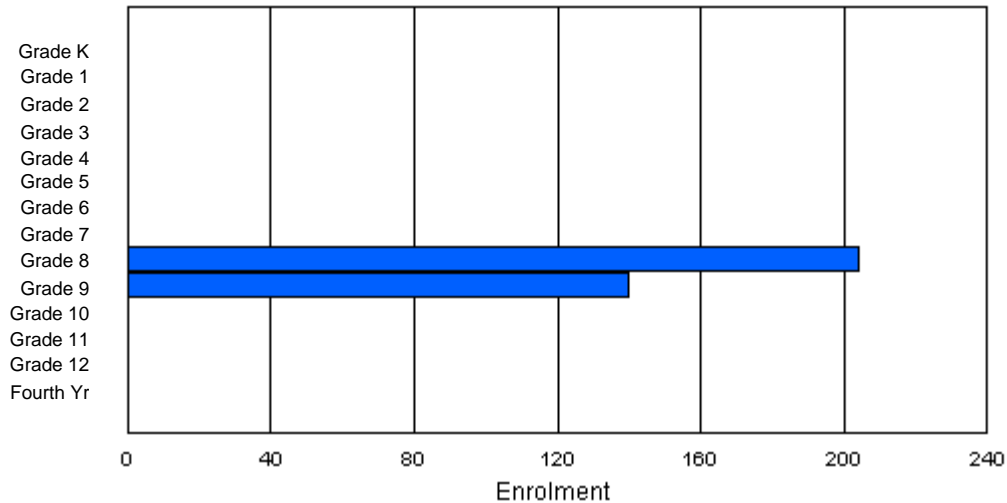
Enrolment By Age and Gender

Gender	Age																	Total
	5	6	7	8	9	10	11	12	13	14	15	16	17	18	19	20>		
Male	0	0	0	0	0	0	0	0	84	91	13	3	0	0	0	0	191	
Female	0	0	0	0	0	0	0	0	83	65	5	0	0	0	0	0	153	
Total	0	0	0	0	0	0	0	0	167	156	18	3	0	0	0	0	344	

Enrolment By Grade and Gender

Gender	Grade															Total
	K	1	2	3	4	5	6	7	8	9	10	11	12	4th		
Male	0	0	0	0	0	0	0	0	112	79	0	0	0	0	191	
Female	0	0	0	0	0	0	0	0	92	61	0	0	0	0	153	
Total	0	0	0	0	0	0	0	0	204	140	0	0	0	0	344	

Enrolment By Grade
For Pearce Junior High



* Data from the 2002-2003 AGR(Enrolment/Age as of the last day in Sept./Dec.)

** Newfoundland Statistics Classification System

*** May include itinerant teachers



**School Description Report
2002-03**

District 7 - Burin Peninsula

#220 - Sacred Heart Elementary, Marystown

Classification: Urban Community/Southern Region*
Offers Distance Education: No

Grades: K-7

Number of Grades: 8

[School FTE PTR : 14.5](#)

[District FTE PTR : 12.3](#)

[Provincial FTE PTR : 13.5](#)

[FTE Teachers](#) *** : 42.5

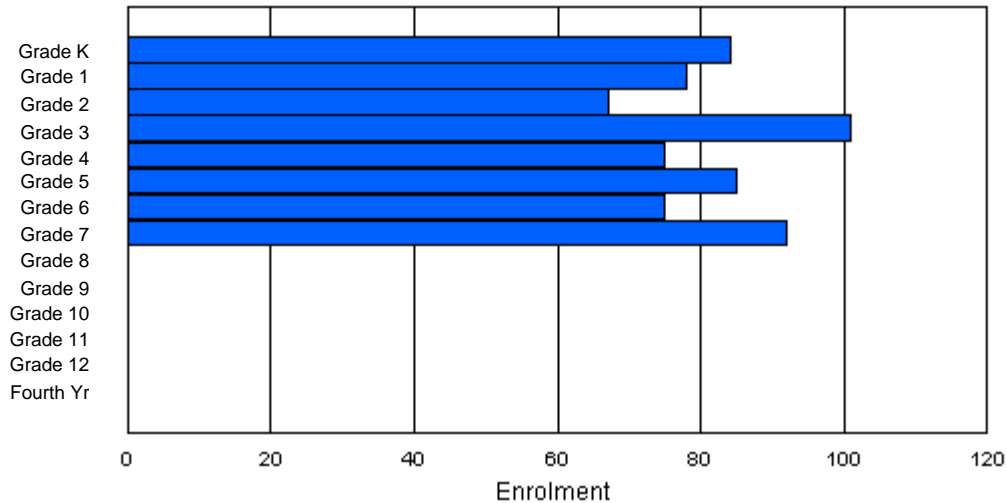
Enrolment By Age and Gender

Gender	Age																	Total
	5	6	7	8	9	10	11	12	13	14	15	16	17	18	19	20>		
Male	51	47	31	59	42	42	32	39	3	0	0	0	0	0	0	0	346	
Female	31	31	37	38	35	49	35	52	2	0	0	1	0	0	0	0	311	
Total	82	78	68	97	77	91	67	91	5	0	0	1	0	0	0	0	657	

Enrolment By Grade and Gender

Gender	Grade															Total
	K	1	2	3	4	5	6	7	8	9	10	11	12	4th		
Male	52	48	29	63	41	39	35	39	0	0	0	0	0	0	346	
Female	32	30	38	38	34	46	40	53	0	0	0	0	0	0	311	
Total	84	78	67	101	75	85	75	92	0	0	0	0	0	0	657	

Enrolment By Grade
For Sacred Heart Elementary



* Data from the 2002-2003 AGR(Enrolment/Age as of the last day in Sept./Dec.)

** Newfoundland Statistics Classification System

*** May include itinerant teachers



**School Description Report
2002-03**

District 7 - Burin Peninsula

#225 - St. Anne's School, South East Bight

Classification: Rural Community/Southern Region**
Offers Distance Education: No

Grades: K-3,5-9

Number of Grades: 9

[School FTE PTR : 11.3](#)

[District FTE PTR : 12.3](#)

[Provincial FTE PTR : 13.5](#)

[FTE Teachers](#) *** : 2.0

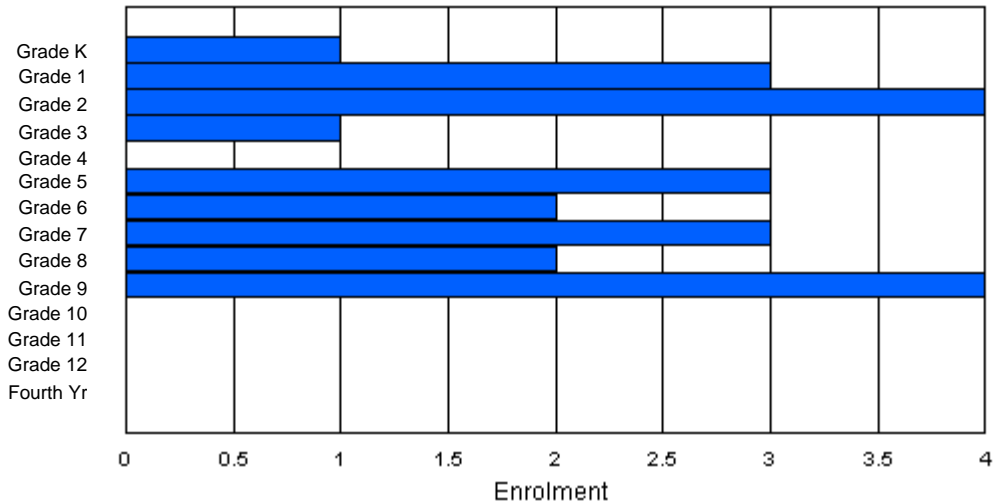
Enrolment By Age and Gender

Gender	Age																	Total
	5	6	7	8	9	10	11	12	13	14	15	16	17	18	19	20>		
Male	0	2	3	0	0	2	1	2	0	1	0	0	0	0	0	0	11	
Female	1	1	1	1	0	1	1	1	2	3	0	0	0	0	0	0	12	
Total	1	3	4	1	0	3	2	3	2	4	0	0	0	0	0	0	23	

Enrolment By Grade and Gender

Gender	Grade															Total
	K	1	2	3	4	5	6	7	8	9	10	11	12	4th		
Male	0	2	3	0	0	2	1	2	0	1	0	0	0	0	11	
Female	1	1	1	1	0	1	1	1	2	3	0	0	0	0	12	
Total	1	3	4	1	0	3	2	3	2	4	0	0	0	0	23	

Enrolment By Grade
For St. Anne's School



* Data from the 2002-2003 AGR(Enrolment/Age as of the last day in Sept./Dec.)

** Newfoundland Statistics Classification System

*** May include itinerant teachers



**School Description Report
2002-03**

District 7 - Burin Peninsula

#212 - St. George's School, English Hr. East

Classification: Rural Community/Southern Region**
Offers Distance Education: No

Grades: K-1,4-6

Number of Grades: 5

[School FTE PTR : 7.0](#)

[District FTE PTR : 12.3](#)

[Provincial FTE PTR : 13.5](#)

[FTE Teachers](#) *** : 2.0

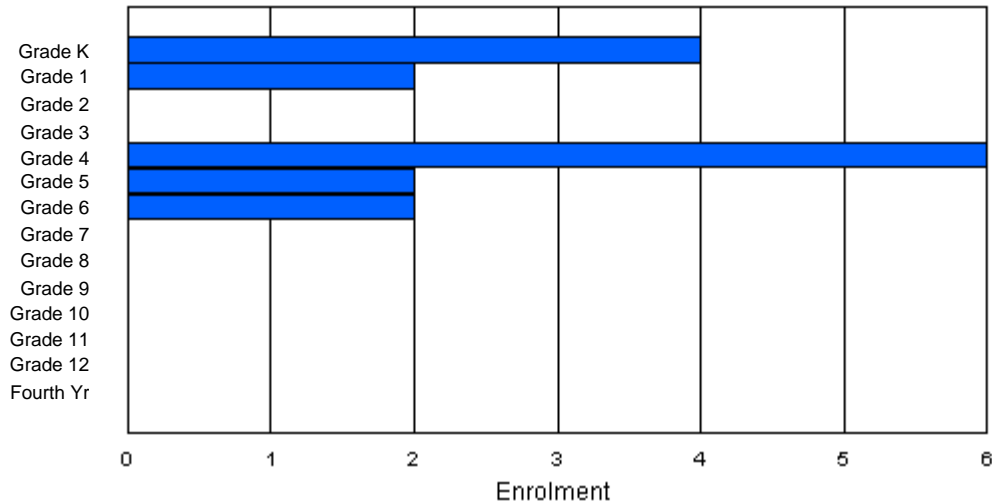
Enrolment By Age and Gender

Gender	Age																	Total
	5	6	7	8	9	10	11	12	13	14	15	16	17	18	19	20>		
Male	2	1	1	0	3	1	0	0	0	0	0	0	0	0	0	0	8	
Female	2	0	0	0	3	1	2	0	0	0	0	0	0	0	0	0	8	
Total	4	1	1	0	6	2	2	0	0	0	0	0	0	0	0	0	16	

Enrolment By Grade and Gender

Gender	Grade															Total
	K	1	2	3	4	5	6	7	8	9	10	11	12	4th		
Male	2	2	0	0	3	1	0	0	0	0	0	0	0	0	8	
Female	2	0	0	0	3	1	2	0	0	0	0	0	0	0	8	
Total	4	2	0	0	6	2	2	0	0	0	0	0	0	0	16	

Enrolment By Grade
For St. George's School



* Data from the 2002-2003 AGR(Enrolment/Age as of the last day in Sept./Dec.)

** Newfoundland Statistics Classification System

*** May include itinerant teachers



School Description Report 2002-03

District 7 - Burin Peninsula

#218 - St. Joseph's Academy, Lamaline

Classification: Rural Community/Southern Region**
Offers Distance Education: Yes

Grades: K-12

Number of Grades: 13

[School FTE PTR : 9.4](#)

[District FTE PTR : 12.3](#)

[Provincial FTE PTR : 13.5](#)

[FTE Teachers](#) *** : 19.0

Enrolment By Age and Gender

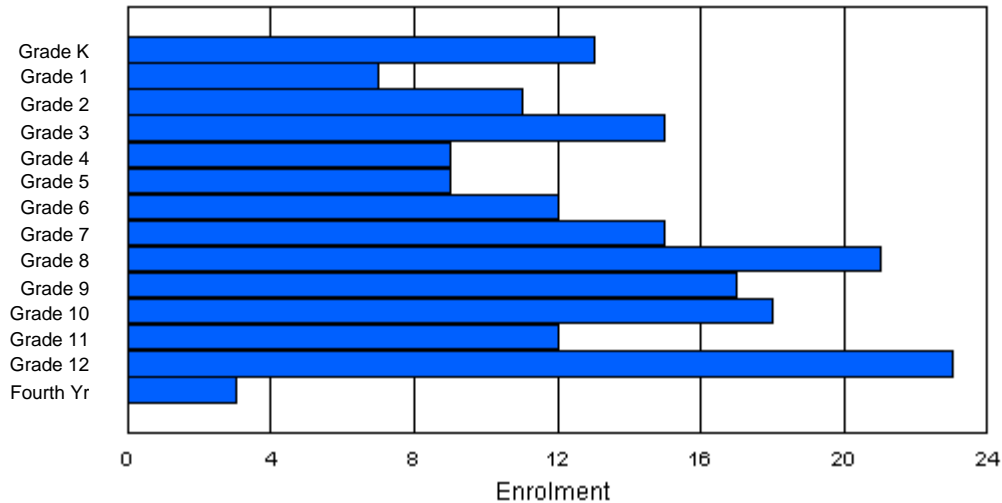
Gender	Age																	Total
	5	6	7	8	9	10	11	12	13	14	15	16	17	18	19	20>		
Male	9	4	6	12	3	4	2	8	11	10	8	5	14	4	1	0	101	
Female	4	3	4	6	6	5	9	6	7	5	10	9	6	2	2	0	84	
Total	13	7	10	18	9	9	11	14	18	15	18	14	20	6	3	0	185	

Enrolment By Grade and Gender

Gender	Grade															Total
	K	1	2	3	4	5	6	7	8	9	10	11	12	4th		
Male	9	4	7	10	3	4	2	10	13	11	7	5	14	2	101	
Female	4	3	4	5	6	5	10	5	8	6	11	7	9	1	84	
Total	13	7	11	15	9	9	12	15	21	17	18	12	23	3	185	

Enrolment By Grade

For St. Joseph's Academy



* Data from the 2002-2003 AGR(Enrolment/Age as of the last day in Sept./Dec.)

** Newfoundland Statistics Classification System

*** May include itinerant teachers



**School Description Report
2002-03**

District 7 - Burin Peninsula

#229 - St. Joseph's All Grade, Terrenceville

Classification: Rural Community/Southern Region**
Offers Distance Education: Yes

Grades: K-12

Number of Grades: 13

[School FTE PTR : 8.2](#)
[District FTE PTR : 12.3](#)
[Provincial FTE PTR : 13.5](#)

[FTE Teachers](#) *** : 17.0

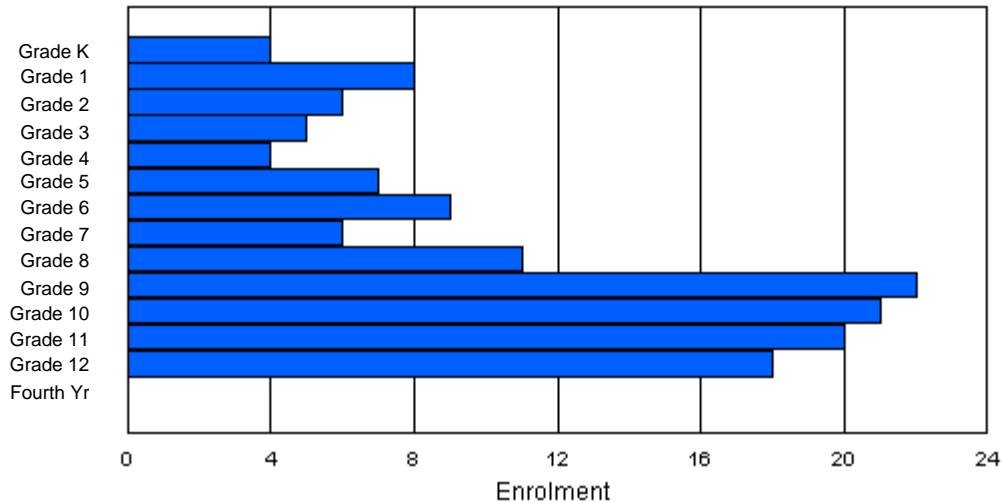
Enrolment By Age and Gender

Gender	Age																Total
	5	6	7	8	9	10	11	12	13	14	15	16	17	18	19	20>	
Male	3	4	3	1	3	4	2	2	7	7	16	10	7	3	0	0	72
Female	1	2	5	2	2	3	6	3	5	10	10	9	7	3	1	0	69
Total	4	6	8	3	5	7	8	5	12	17	26	19	14	6	1	0	141

Enrolment By Grade and Gender

Gender	Grade														Total
	K	1	2	3	4	5	6	7	8	9	10	11	12	4th	
Male	3	5	2	2	3	3	3	4	5	11	12	11	8	0	72
Female	1	3	4	3	1	4	6	2	6	11	9	9	10	0	69
Total	4	8	6	5	4	7	9	6	11	22	21	20	18	0	141

Enrolment By Grade
For St. Joseph's All Grade



* Data from the 2002-2003 AGR(Enrolment/Age as of the last day in Sept./Dec.)

** Newfoundland Statistics Classification System

*** May include itinerant teachers



**School Description Report
2002-03**

District 7 - Burin Peninsula

#228 - St. Lawrence Academy, St. Lawrence

Classification: Rural Community/Southern Region**
Offers Distance Education: Yes

Grades: K-12

Number of Grades: 13

[School FTE PTR : 13.7](#)

[District FTE PTR : 12.3](#)

[Provincial FTE PTR : 13.5](#)

[FTE Teachers](#) *** : 23.0

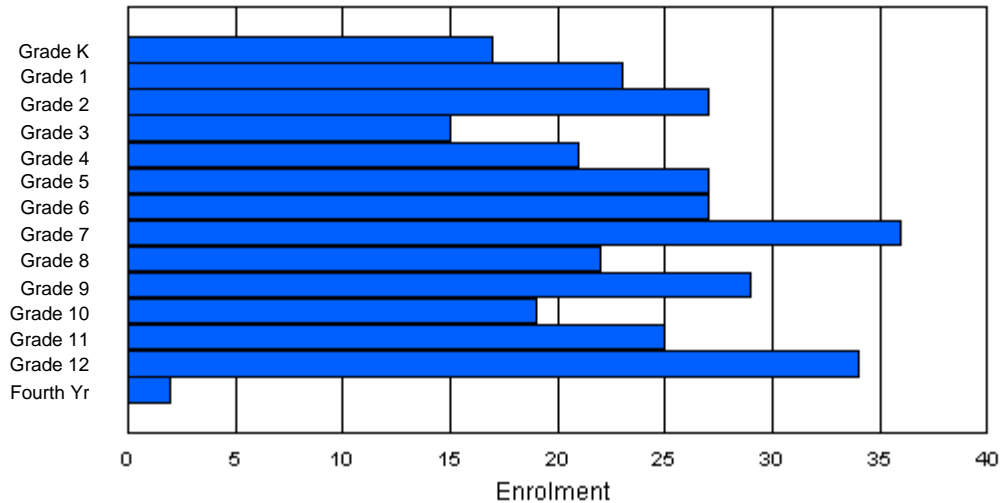
Enrolment By Age and Gender

Gender	Age																Total
	5	6	7	8	9	10	11	12	13	14	15	16	17	18	19	20>	
Male	11	12	12	8	13	12	14	15	12	19	7	9	13	3	0	0	160
Female	5	12	12	9	8	12	13	19	11	11	14	13	24	1	0	0	164
Total	16	24	24	17	21	24	27	34	23	30	21	22	37	4	0	0	324

Enrolment By Grade and Gender

Gender	Grade														Total
	K	1	2	3	4	5	6	7	8	9	10	11	12	4th	
Male	11	12	14	7	13	14	13	18	12	16	6	11	11	2	160
Female	6	11	13	8	8	13	14	18	10	13	13	14	23	0	164
Total	17	23	27	15	21	27	27	36	22	29	19	25	34	2	324

Enrolment By Grade
For St. Lawrence Academy



* Data from the 2002-2003 AGR(Enrolment/Age as of the last day in Sept./Dec.)

** Newfoundland Statistics Classification System

*** May include itinerant teachers



**School Description Report
2002-03**

District 7 - Burin Peninsula

#216 - St. Thomas School, Grand Le Pierre

Classification: Rural Community/Southern Region**
Offers Distance Education: No

Grades: K-6

Number of Grades: 7

[School FTE PTR : 7.8](#)

[District FTE PTR : 12.3](#)

[Provincial FTE PTR : 13.5](#)

[FTE Teachers](#) *** : 3.0

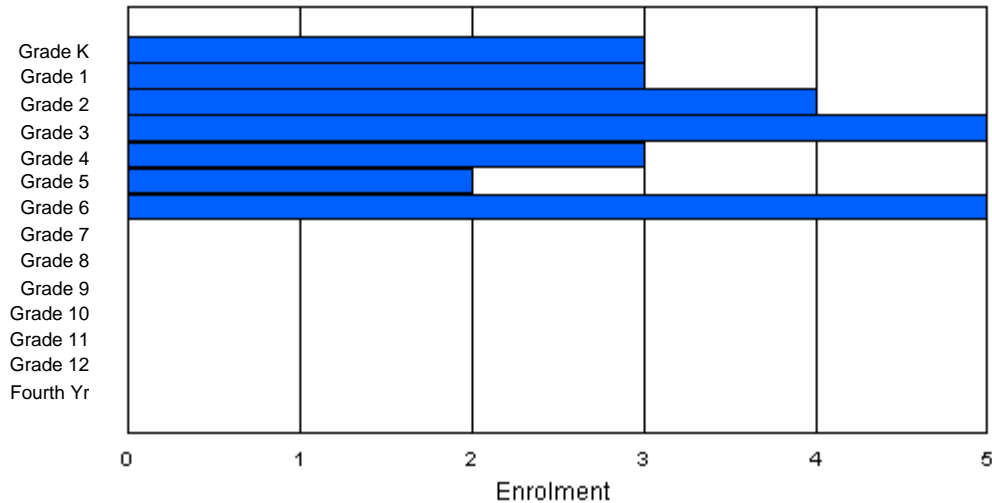
Enrolment By Age and Gender

Gender	Age																	Total
	5	6	7	8	9	10	11	12	13	14	15	16	17	18	19	20>		
Male	1	2	2	3	2	0	2	1	0	0	0	0	0	0	0	0	13	
Female	2	1	2	2	1	2	2	0	0	0	0	0	0	0	0	0	12	
Total	3	3	4	5	3	2	4	1	0	0	0	0	0	0	0	0	25	

Enrolment By Grade and Gender

Gender	Grade															Total
	K	1	2	3	4	5	6	7	8	9	10	11	12	4th		
Male	1	2	2	3	2	0	3	0	0	0	0	0	0	0	13	
Female	2	1	2	2	1	2	2	0	0	0	0	0	0	0	12	
Total	3	3	4	5	3	2	5	0	0	0	0	0	0	0	25	

Enrolment By Grade
For St. Thomas School



* Data from the 2002-2003 AGR(Enrolment/Age as of the last day in Sept./Dec.)

** Newfoundland Statistics Classification System

*** May include itinerant teachers



**School Description Report
2002-03**

District 7 - Burin Peninsula

#222 - Sts. J. Fisher & T. More, Petite Forte

Classification: Rural Community/Southern Region**
Offers Distance Education: No

Grades: K,2-3

Number of Grades: 3

[School FTE PTR : 4.5](#)
[District FTE PTR : 12.3](#)
[Provincial FTE PTR : 13.5](#)

[FTE Teachers](#) *** : 1.0

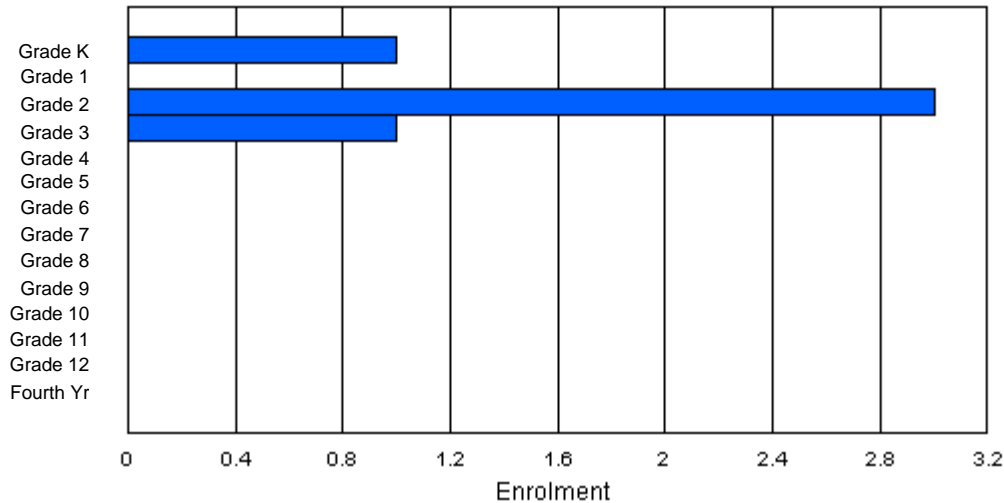
Enrolment By Age and Gender

Gender	Age																Total
	5	6	7	8	9	10	11	12	13	14	15	16	17	18	19	20>	
Male	1	0	1	0	0	0	0	0	0	0	0	0	0	0	0	0	2
Female	0	0	2	1	0	0	0	0	0	0	0	0	0	0	0	0	3
Total	1	0	3	1	0	0	0	0	0	0	0	0	0	0	0	0	5

Enrolment By Grade and Gender

Gender	Grade														Total
	K	1	2	3	4	5	6	7	8	9	10	11	12	4th	
Male	1	0	1	0	0	0	0	0	0	0	0	0	0	0	2
Female	0	0	2	1	0	0	0	0	0	0	0	0	0	0	3
Total	1	0	3	1	0	0	0	0	0	0	0	0	0	0	5

Enrolment By Grade
For Sts. J. Fisher & T. More



* Data from the 2002-2003 AGR(Enrolment/Age as of the last day in Sept./Dec.)

** Newfoundland Statistics Classification System

*** May include itinerant teachers



**School Description Report
2002-03**

District 8 - Vista

#237 - Anthony Paddon Elementary, Musgravetown

Classification: Rural Community/Central Region**
Offers Distance Education: No

Grades: K-6

Number of Grades: 7

[School FTE PTR : 12.3](#)

[District FTE PTR : 12.6](#)

[Provincial FTE PTR : 13.5](#)

[FTE Teachers](#) *** : 20.0

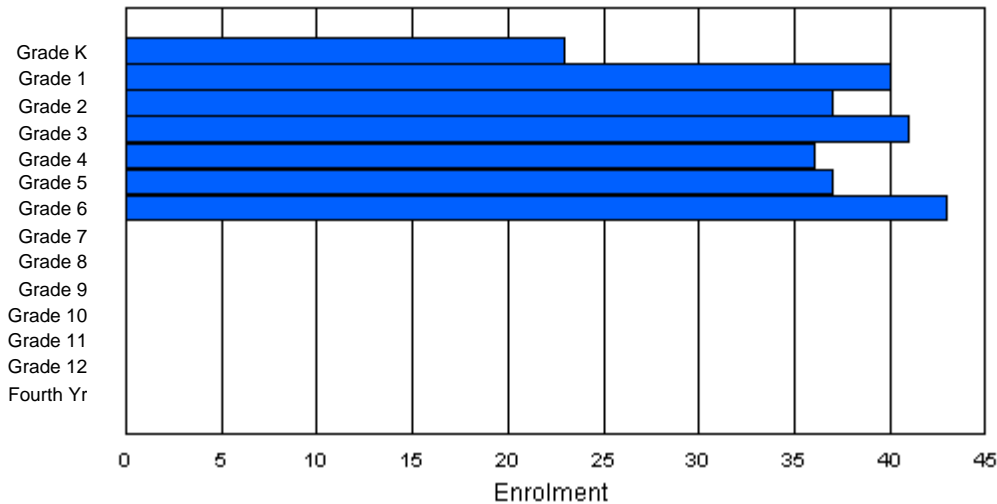
Enrolment By Age and Gender

Gender	Age																	Total
	5	6	7	8	9	10	11	12	13	14	15	16	17	18	19	20>		
Male	14	20	17	27	20	19	19	0	0	0	0	0	0	0	0	0	136	
Female	9	20	17	15	18	17	25	0	0	0	0	0	0	0	0	0	121	
Total	23	40	34	42	38	36	44	0	0	0	0	0	0	0	0	0	257	

Enrolment By Grade and Gender

Gender	Grade															Total
	K	1	2	3	4	5	6	7	8	9	10	11	12	4th		
Male	14	20	20	25	19	19	19	0	0	0	0	0	0	0	136	
Female	9	20	17	16	17	18	24	0	0	0	0	0	0	0	121	
Total	23	40	37	41	36	37	43	0	0	0	0	0	0	0	257	

Enrolment By Grade
For Anthony Paddon Elementary



* Data from the 2002-2003 AGR(Enrolment/Age as of the last day in Sept./Dec.)

** Newfoundland Statistics Classification System

*** May include itinerant teachers



**School Description Report
2002-03**

District 8 - Vista

#243 - Balbo Elementary School, Shoal Harbour

Classification: Urban Community/Central Region**
Offers Distance Education: No

Grades: K-8

Number of Grades: 9

[School FTE PTR : 13.3](#)

[District FTE PTR : 12.6](#)

[Provincial FTE PTR : 13.5](#)

[FTE Teachers](#) *** : 24.5

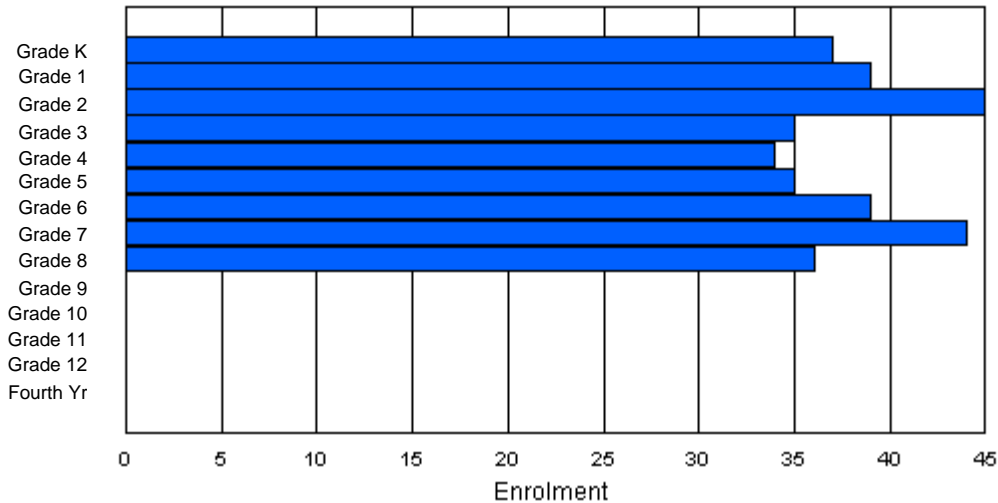
Enrolment By Age and Gender

Gender	Age																Total
	5	6	7	8	9	10	11	12	13	14	15	16	17	18	19	20>	
Male	20	21	25	22	18	21	20	26	15	1	0	0	0	0	0	0	189
Female	17	17	21	12	16	15	17	18	22	0	0	0	0	0	0	0	155
Total	37	38	46	34	34	36	37	44	37	1	0	0	0	0	0	0	344

Enrolment By Grade and Gender

Gender	Grade														Total
	K	1	2	3	4	5	6	7	8	9	10	11	12	4th	
Male	20	21	25	23	18	20	22	26	14	0	0	0	0	0	189
Female	17	18	20	12	16	15	17	18	22	0	0	0	0	0	155
Total	37	39	45	35	34	35	39	44	36	0	0	0	0	0	344

Enrolment By Grade
For Balbo Elementary School



* Data from the 2002-2003 AGR(Enrolment/Age as of the last day in Sept./Dec.)

** Newfoundland Statistics Classification System

*** May include itinerant teachers



**School Description Report
2002-03**

District 8 - Vista

#240 - Bishop White School, Port Rexton

Classification: Rural Community/Central Region**
Offers Distance Education: Yes

Grades: K-12

Number of Grades: 13

[School FTE PTR : 11.6](#)

[District FTE PTR : 12.6](#)

[Provincial FTE PTR : 13.5](#)

[FTE Teachers](#) *** : 17.5

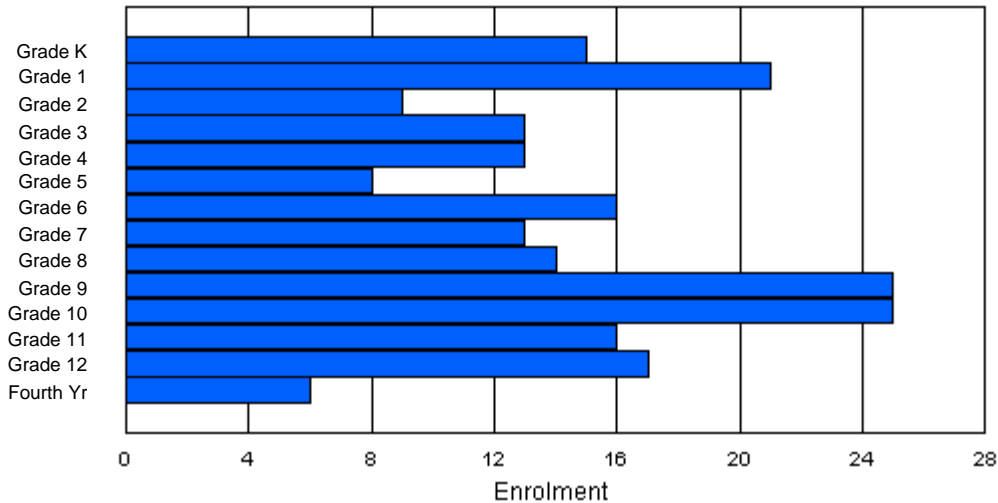
Enrolment By Age and Gender

Gender	Age																	Total
	5	6	7	8	9	10	11	12	13	14	15	16	17	18	19	20>		
Male	6	10	6	8	10	4	7	5	7	13	7	9	7	1	1	0	101	
Female	9	11	3	4	4	4	8	8	8	10	17	9	10	4	0	1	110	
Total	15	21	9	12	14	8	15	13	15	23	24	18	17	5	1	1	211	

Enrolment By Grade and Gender

Gender	Grade															Total
	K	1	2	3	4	5	6	7	8	9	10	11	12	4th		
Male	6	10	6	9	9	4	8	5	6	15	7	8	6	2	101	
Female	9	11	3	4	4	4	8	8	8	10	18	8	11	4	110	
Total	15	21	9	13	13	8	16	13	14	25	25	16	17	6	211	

Enrolment By Grade
For Bishop White School



* Data from the 2002-2003 AGR(Enrolment/Age as of the last day in Sept./Dec.)

** Newfoundland Statistics Classification System

*** May include itinerant teachers



**School Description Report
2002-03**

District 8 - Vista

#234 - Catalina Elementary School, Catalina

Classification: Rural Community/Central Region**
Offers Distance Education: No

Grades: K-7

Number of Grades: 8

[School FTE PTR : 13.5](#)

[District FTE PTR : 12.6](#)

[Provincial FTE PTR : 13.5](#)

[FTE Teachers](#) *** : 14.0

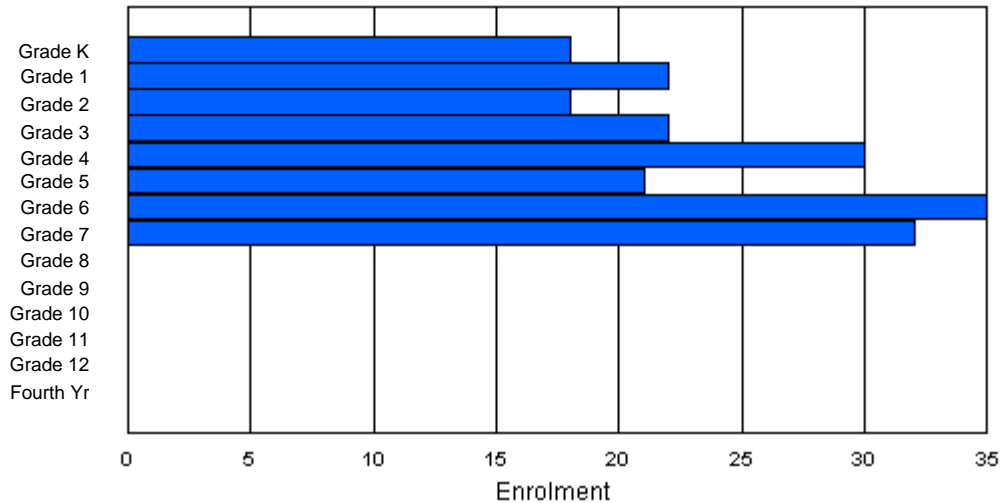
Enrolment By Age and Gender

Gender	Age																	Total
	5	6	7	8	9	10	11	12	13	14	15	16	17	18	19	20>		
Male	9	13	9	13	15	11	20	20	0	0	0	0	0	0	0	0	110	
Female	8	9	9	10	15	10	15	11	1	0	0	0	0	0	0	0	88	
Total	17	22	18	23	30	21	35	31	1	0	0	0	0	0	0	0	198	

Enrolment By Grade and Gender

Gender	Grade															Total
	K	1	2	3	4	5	6	7	8	9	10	11	12	4th		
Male	10	12	9	13	15	11	20	20	0	0	0	0	0	0	110	
Female	8	10	9	9	15	10	15	12	0	0	0	0	0	0	88	
Total	18	22	18	22	30	21	35	32	0	0	0	0	0	0	198	

Enrolment By Grade
For Catalina Elementary School



* Data from the 2002-2003 AGR(Enrolment/Age as of the last day in Sept./Dec.)

** Newfoundland Statistics Classification System

*** May include itinerant teachers



**School Description Report
2002-03**

District 8 - Vista

#235 - Clarenville High School, Clarenville

Classification: Urban Community/Central Region**
Offers Distance Education: No

Grades: 9-12

Number of Grades: 4

[School FTE PTR : 16.6](#)

[District FTE PTR : 12.6](#)

[Provincial FTE PTR : 13.5](#)

[FTE Teachers](#) *** : 25.5

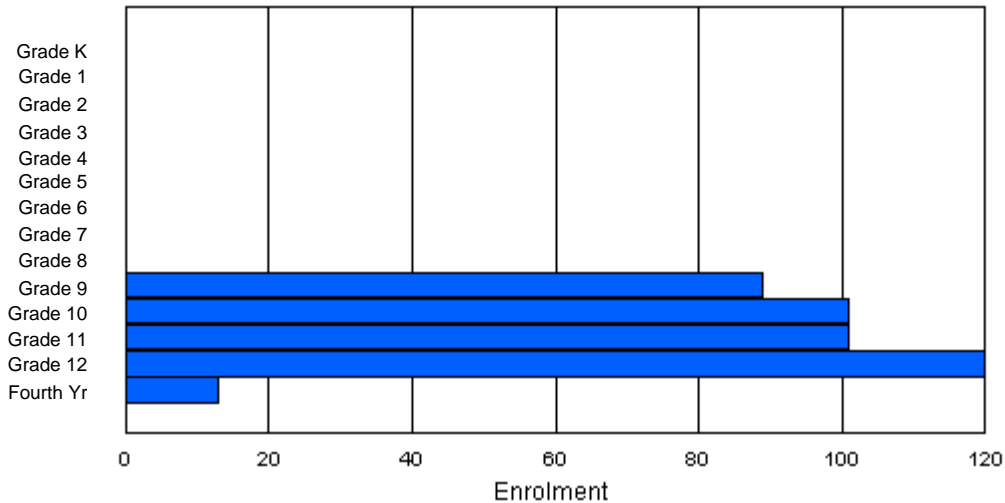
Enrolment By Age and Gender

Gender	Age																	Total
	5	6	7	8	9	10	11	12	13	14	15	16	17	18	19	20>		
Male	0	0	0	0	0	0	0	0	7	41	45	58	48	8	4	0	211	
Female	0	0	0	0	0	0	0	0	9	50	49	59	43	3	0	0	213	
Total	0	0	0	0	0	0	0	0	16	91	94	117	91	11	4	0	424	

Enrolment By Grade and Gender

Gender	Grade															Total
	K	1	2	3	4	5	6	7	8	9	10	11	12	4th		
Male	0	0	0	0	0	0	0	0	0	39	47	59	55	11	211	
Female	0	0	0	0	0	0	0	0	0	50	54	42	65	2	213	
Total	0	0	0	0	0	0	0	0	0	89	101	101	120	13	424	

Enrolment By Grade
For Clarenville High School



* Data from the 2002-2003 AGR(Enrolment/Age as of the last day in Sept./Dec.)

** Newfoundland Statistics Classification System

*** May include itinerant teachers



**School Description Report
2002-03**

District 8 - Vista

#428 - Clarenville Middle School, Clarenville

Classification: Urban Community/Central Region**
Offers Distance Education: No

Grades: 4-8

Number of Grades: 5

[School FTE PTR : 15.6](#)

[District FTE PTR : 12.6](#)

[Provincial FTE PTR : 13.5](#)

[FTE Teachers](#) *** : 19.5

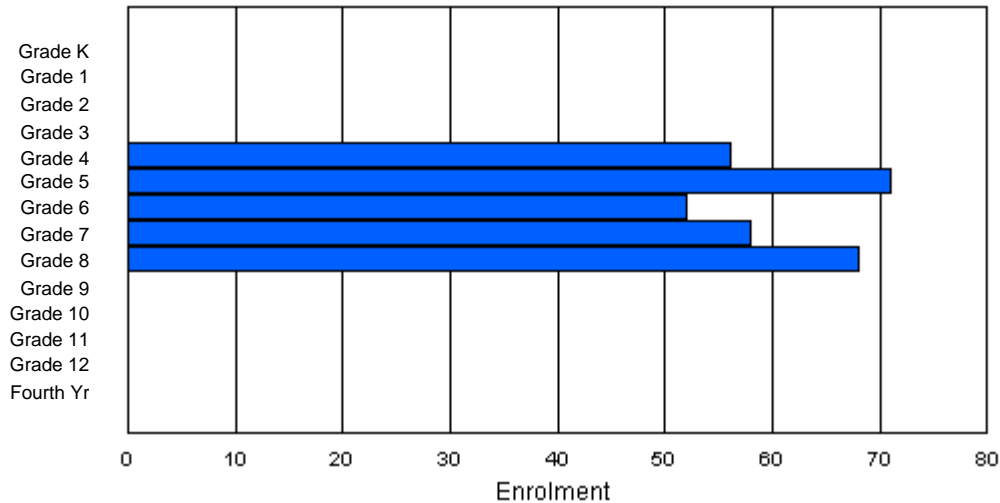
Enrolment By Age and Gender

Gender	Age																Total
	5	6	7	8	9	10	11	12	13	14	15	16	17	18	19	20>	
Male	0	0	0	0	26	31	33	29	35	0	0	0	0	0	0	0	154
Female	0	0	0	0	32	39	18	29	32	1	0	0	0	0	0	0	151
Total	0	0	0	0	58	70	51	58	67	1	0	0	0	0	0	0	305

Enrolment By Grade and Gender

Gender	Grade														Total
	K	1	2	3	4	5	6	7	8	9	10	11	12	4th	
Male	0	0	0	0	25	31	34	29	35	0	0	0	0	0	154
Female	0	0	0	0	31	40	18	29	33	0	0	0	0	0	151
Total	0	0	0	0	56	71	52	58	68	0	0	0	0	0	305

Enrolment By Grade
For Clarenville Middle School



* Data from the 2002-2003 AGR(Enrolment/Age as of the last day in Sept./Dec.)

** Newfoundland Statistics Classification System

*** May include itinerant teachers



**School Description Report
2002-03**

District 8 - Vista

#429 - Clarenville Primary School, Clarenville

Classification: Urban Community/Central Region**
Offers Distance Education: No

Grades: K-3

Number of Grades: 4

[School FTE PTR : 13.1](#)

[District FTE PTR : 12.6](#)

[Provincial FTE PTR : 13.5](#)

[FTE Teachers](#) *** : 14.0

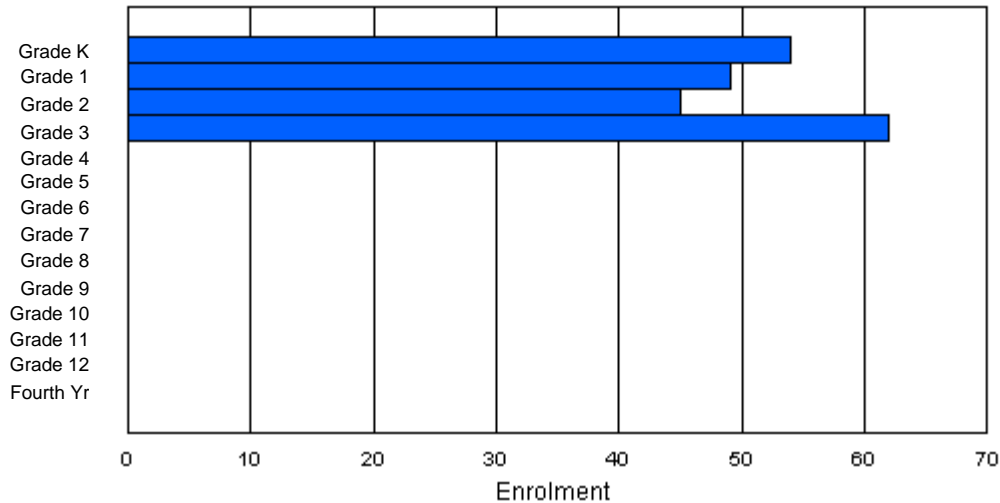
Enrolment By Age and Gender

Gender	Age																	Total
	5	6	7	8	9	10	11	12	13	14	15	16	17	18	19	20>		
Male	31	26	17	38	0	0	0	0	0	0	0	0	0	0	0	0	112	
Female	19	25	28	26	0	0	0	0	0	0	0	0	0	0	0	0	98	
Total	50	51	45	64	0	0	0	0	0	0	0	0	0	0	0	0	210	

Enrolment By Grade and Gender

Gender	Grade															Total
	K	1	2	3	4	5	6	7	8	9	10	11	12	4th		
Male	32	27	17	36	0	0	0	0	0	0	0	0	0	0	112	
Female	22	22	28	26	0	0	0	0	0	0	0	0	0	0	98	
Total	54	49	45	62	0	0	0	0	0	0	0	0	0	0	210	

Enrolment By Grade
For Clarenville Primary School



* Data from the 2002-2003 AGR(Enrolment/Age as of the last day in Sept./Dec.)

** Newfoundland Statistics Classification System

*** May include itinerant teachers



**School Description Report
2002-03**

District 8 - Vista

#231 - Discovery Collegiate, Bonavista

Classification: Rural Community/Central Region**
Offers Distance Education: No

Grades: 8-12

Number of Grades: 5

[School FTE PTR : 13.9](#)

[District FTE PTR : 12.6](#)

[Provincial FTE PTR : 13.5](#)

[FTE Teachers](#) *** : 35.0

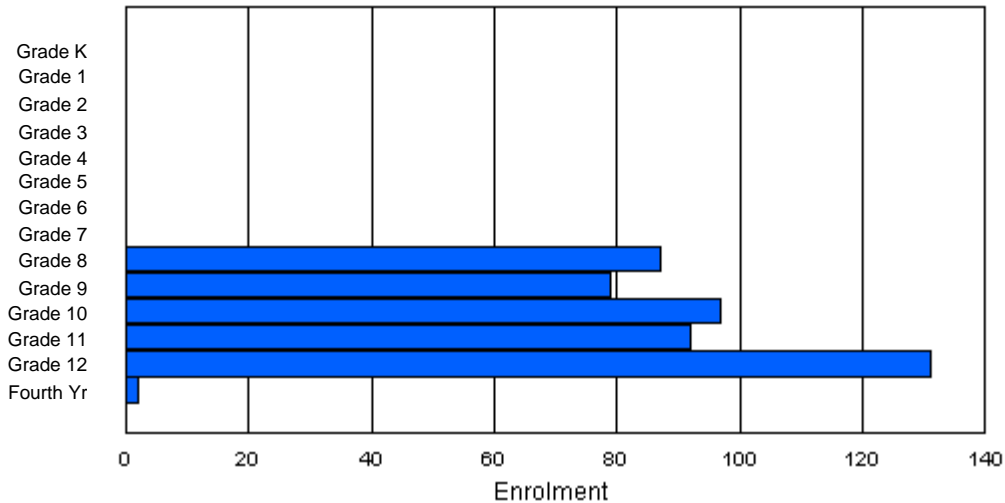
Enrolment By Age and Gender

Gender	Age																	Total
	5	6	7	8	9	10	11	12	13	14	15	16	17	18	19	20>		
Male	0	0	0	0	0	0	0	0	41	36	44	44	63	15	0	1	244	
Female	0	0	0	0	0	0	0	0	43	39	46	50	54	12	0	0	244	
Total	0	0	0	0	0	0	0	0	84	75	90	94	117	27	0	1	488	

Enrolment By Grade and Gender

Gender	Grade															Total
	K	1	2	3	4	5	6	7	8	9	10	11	12	4th		
Male	0	0	0	0	0	0	0	0	43	38	49	43	70	1	244	
Female	0	0	0	0	0	0	0	0	44	41	48	49	61	1	244	
Total	0	0	0	0	0	0	0	0	87	79	97	92	131	2	488	

Enrolment By Grade
For Discovery Collegiate



* Data from the 2002-2003 AGR(Enrolment/Age as of the last day in Sept./Dec.)

** Newfoundland Statistics Classification System

*** May include itinerant teachers



**School Description Report
2002-03**

District 8 - Vista

#471 - Heritage Collegiate, Lethbridge

Classification: Rural Community/Central Region**
Offers Distance Education: No

Grades: 7-12

Number of Grades: 6

[School FTE PTR : 12.3](#)

[District FTE PTR : 12.6](#)

[Provincial FTE PTR : 13.5](#)

[FTE Teachers](#) *** : 20.5

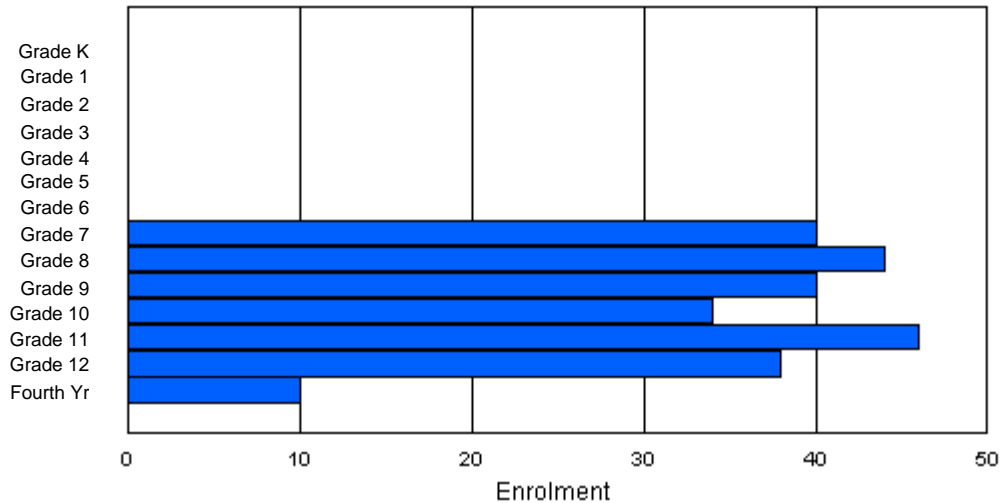
Enrolment By Age and Gender

Gender	Age																	Total
	5	6	7	8	9	10	11	12	13	14	15	16	17	18	19	20>		
Male	0	0	0	0	0	0	3	17	27	17	24	26	18	4	0	0	136	
Female	0	0	0	0	0	0	7	19	28	13	17	13	15	4	0	0	116	
Total	0	0	0	0	0	0	10	36	55	30	41	39	33	8	0	0	252	

Enrolment By Grade and Gender

Gender	Grade															Total
	K	1	2	3	4	5	6	7	8	9	10	11	12	4th		
Male	0	0	0	0	0	0	0	20	19	22	19	31	20	5	136	
Female	0	0	0	0	0	0	0	20	25	18	15	15	18	5	116	
Total	0	0	0	0	0	0	0	40	44	40	34	46	38	10	252	

Enrolment By Grade
For Heritage Collegiate



* Data from the 2002-2003 AGR(Enrolment/Age as of the last day in Sept./Dec.)

** Newfoundland Statistics Classification System

*** May include itinerant teachers



**School Description Report
2002-03**

District 8 - Vista

#232 - Matthew Elementary School, Bonavista

Classification: Rural Community/Central Region**
Offers Distance Education: No

Grades: K-8

Number of Grades: 8

[School FTE PTR : 13.8](#)

[District FTE PTR : 12.6](#)

[Provincial FTE PTR : 13.5](#)

[FTE Teachers](#) *** : 25.9

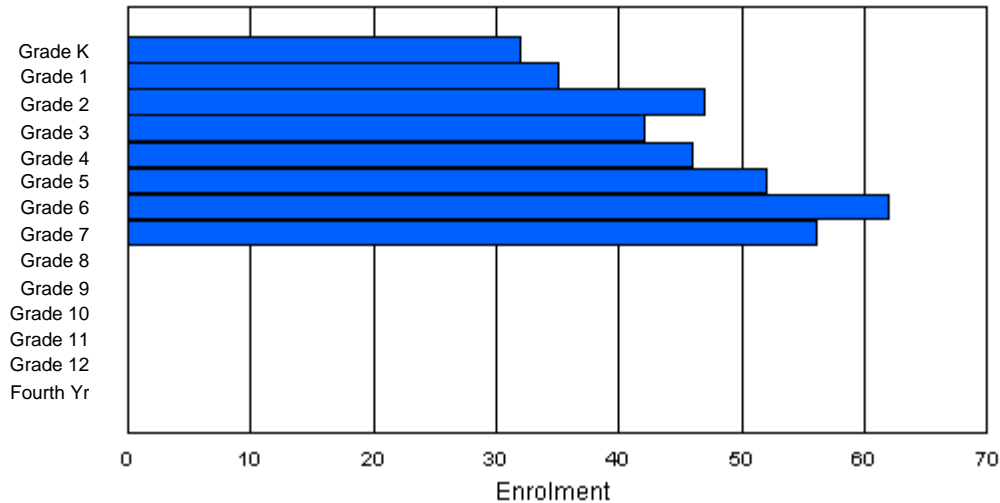
Enrolment By Age and Gender

Gender	Age																Total
	5	6	7	8	9	10	11	12	13	14	15	16	17	18	19	20>	
Male	19	19	31	23	31	24	42	18	0	0	0	0	0	0	0	0	207
Female	23	14	26	15	21	23	27	16	0	0	0	0	0	0	0	0	165
Total	42	33	57	38	52	47	69	34	0	0	0	0	0	0	0	0	372

Enrolment By Grade and Gender

Gender	Grade														Total
	K	1	2	3	4	5	6	7	8	9	10	11	12	4th	
Male	17	17	27	23	24	33	36	30	0	0	0	0	0	0	207
Female	15	18	20	19	22	19	26	26	0	0	0	0	0	0	165
Total	32	35	47	42	46	52	62	56	0	0	0	0	0	0	372

Enrolment By Grade
For Matthew Elementary School



* Data from the 2002-2003 AGR(Enrolment/Age as of the last day in Sept./Dec.)

** Newfoundland Statistics Classification System

*** May include itinerant teachers



**School Description Report
2002-03**

District 8 - Vista

#242 - Random Island Academy, Random Island

Classification: Rural Community/Central Region**
Offers Distance Education: Yes

Grades: K-12

Number of Grades: 13

[School FTE PTR : 11.1](#)

[District FTE PTR : 12.6](#)

[Provincial FTE PTR : 13.5](#)

[FTE Teachers](#) *** : 20.0

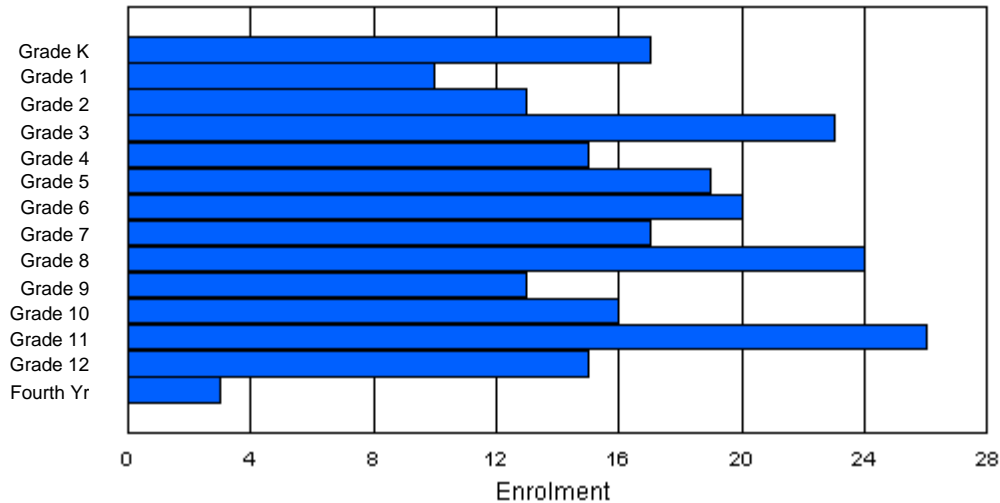
Enrolment By Age and Gender

Gender	Age																	Total
	5	6	7	8	9	10	11	12	13	14	15	16	17	18	19	20>		
Male	9	6	8	11	10	10	13	11	13	7	9	9	9	3	0	0	128	
Female	8	3	5	12	5	9	7	6	11	6	6	16	7	1	1	0	103	
Total	17	9	13	23	15	19	20	17	24	13	15	25	16	4	1	0	231	

Enrolment By Grade and Gender

Gender	Grade														Total
	K	1	2	3	4	5	6	7	8	9	10	11	12	4th	
Male	9	6	8	11	10	10	14	10	13	7	10	10	8	2	128
Female	8	4	5	12	5	9	6	7	11	6	6	16	7	1	103
Total	17	10	13	23	15	19	20	17	24	13	16	26	15	3	231

Enrolment By Grade
For Random Island Academy



* Data from the 2002-2003 AGR(Enrolment/Age as of the last day in Sept./Dec.)

** Newfoundland Statistics Classification System

*** May include itinerant teachers



**School Description Report
2002-03**

District 8 - Vista

#431 - Southwest Arm Academy, Little Heart's Ease

Classification: Rural Community/Central Region**
Offers Distance Education: Yes

Grades: K-12

Number of Grades: 13

[School FTE PTR : 9.5](#)
[District FTE PTR : 12.6](#)
[Provincial FTE PTR : 13.5](#)

[FTE Teachers](#) *** : 16.0

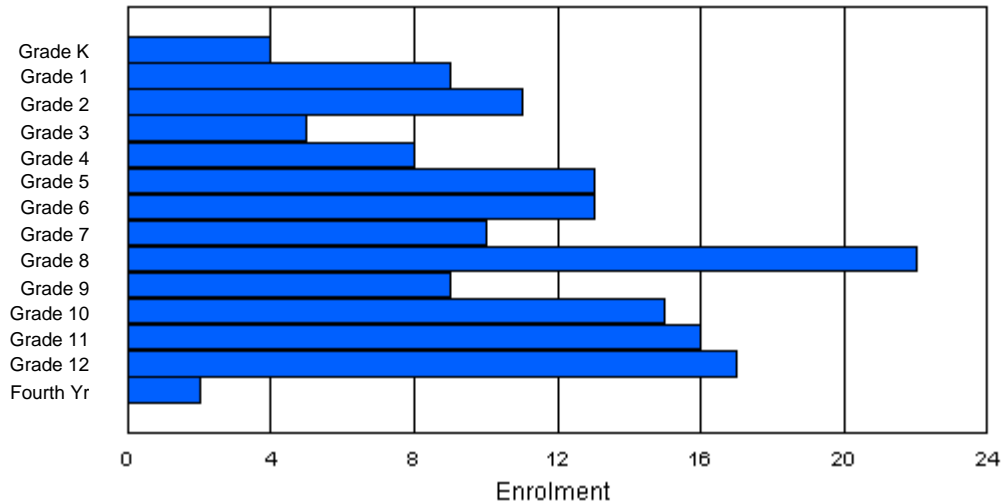
Enrolment By Age and Gender

Gender	Age																	Total
	5	6	7	8	9	10	11	12	13	14	15	16	17	18	19	20>		
Male	3	4	6	2	5	4	8	4	9	4	6	9	13	0	0	0	77	
Female	1	2	8	3	3	9	5	6	13	5	8	4	8	2	0	0	77	
Total	4	6	14	5	8	13	13	10	22	9	14	13	21	2	0	0	154	

Enrolment By Grade and Gender

Gender	Grade															Total
	K	1	2	3	4	5	6	7	8	9	10	11	12	4th		
Male	3	6	4	2	5	4	8	4	9	4	6	13	9	0	77	
Female	1	3	7	3	3	9	5	6	13	5	9	3	8	2	77	
Total	4	9	11	5	8	13	13	10	22	9	15	16	17	2	154	

Enrolment By Grade
For Southwest Arm Academy



* Data from the 2002-2003 AGR(Enrolment/Age as of the last day in Sept./Dec.)

** Newfoundland Statistics Classification System

*** May include itinerant teachers



School Description Report 2002-03

District 8 - Vista

#430 - St. Mark's School, King's Cove

Classification: Rural Community/Central Region**
Offers Distance Education: Yes

Grades: K-12

Number of Grades: 13

[School FTE PTR : 9.6](#)

[District FTE PTR : 12.6](#)

[Provincial FTE PTR : 13.5](#)

[FTE Teachers](#) *** : 16.5

Enrolment By Age and Gender

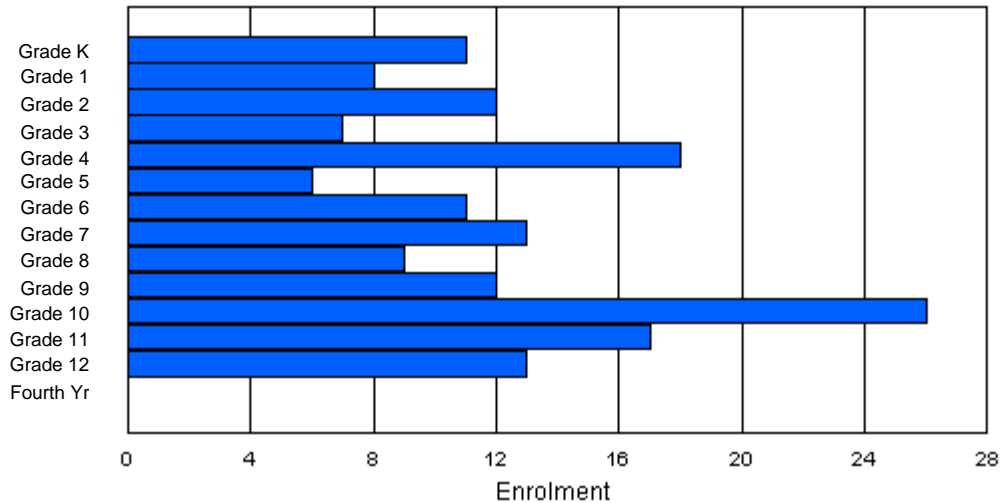
Gender	Age																	Total
	5	6	7	8	9	10	11	12	13	14	15	16	17	18	19	20>		
Male	7	7	7	3	6	4	4	6	6	8	14	11	9	1	1	1	95	
Female	4	1	5	4	11	3	7	7	3	4	10	7	2	0	0	0	68	
Total	11	8	12	7	17	7	11	13	9	12	24	18	11	1	1	1	163	

Enrolment By Grade and Gender

Gender	Grade															Total
	K	1	2	3	4	5	6	7	8	9	10	11	12	4th		
Male	7	7	7	3	6	4	4	6	6	8	16	10	11	0	95	
Female	4	1	5	4	12	2	7	7	3	4	10	7	2	0	68	
Total	11	8	12	7	18	6	11	13	9	12	26	17	13	0	163	

Enrolment By Grade

For St. Mark's School



* Data from the 2002-2003 AGR(Enrolment/Age as of the last day in Sept./Dec.)

** Newfoundland Statistics Classification System

*** May include itinerant teachers



**School Description Report
2002-03**

District 8 - Vista

#246 - Swift Current Academy, Swift Current

Classification: Rural Community/Southern Region**
Offers Distance Education: Yes

Grades: K-12

Number of Grades: 13

[School FTE PTR : 8.0](#)
[District FTE PTR : 12.6](#)
[Provincial FTE PTR : 13.5](#)

[FTE Teachers](#) *** : 11.0

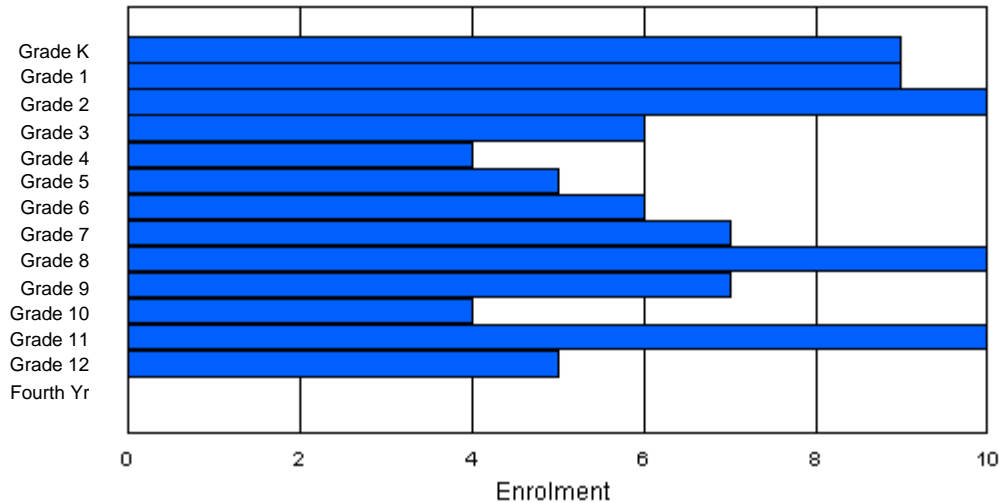
Enrolment By Age and Gender

Gender	Age																	Total
	5	6	7	8	9	10	11	12	13	14	15	16	17	18	19	20>		
Male	6	5	7	2	3	3	4	4	9	2	1	4	2	0	0	0	52	
Female	3	4	4	3	1	2	2	3	5	1	3	6	3	0	0	0	40	
Total	9	9	11	5	4	5	6	7	14	3	4	10	5	0	0	0	92	

Enrolment By Grade and Gender

Gender	Grade															Total
	K	1	2	3	4	5	6	7	8	9	10	11	12	4th		
Male	6	5	6	3	3	3	4	4	6	5	1	4	2	0	52	
Female	3	4	4	3	1	2	2	3	4	2	3	6	3	0	40	
Total	9	9	10	6	4	5	6	7	10	7	4	10	5	0	92	

Enrolment By Grade
For Swift Current Academy



* Data from the 2002-2003 AGR(Enrolment/Age as of the last day in Sept./Dec.)

** Newfoundland Statistics Classification System

*** May include itinerant teachers



**School Description Report
2002-03**

District 8 - Vista

#924 - Tricentia Academy, Arnold's Cove

Classification: Rural Community/Avalon Region**
Offers Distance Education: No

Grades: K-12

Number of Grades: 13

[School FTE PTR : 13.4](#)

[District FTE PTR : 12.6](#)

[Provincial FTE PTR : 13.5](#)

[FTE Teachers](#) *** : 27.0

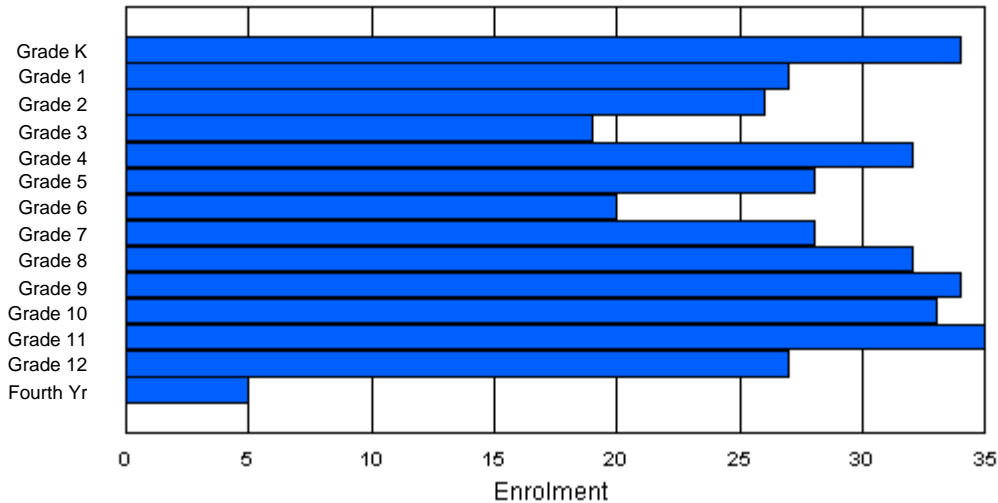
Enrolment By Age and Gender

Gender	Age																	Total
	5	6	7	8	9	10	11	12	13	14	15	16	17	18	19	20>		
Male	14	14	16	14	19	18	11	16	17	16	17	18	15	4	2	0	211	
Female	20	13	8	7	12	11	9	11	14	15	19	12	14	3	0	1	169	
Total	34	27	24	21	31	29	20	27	31	31	36	30	29	7	2	1	380	

Enrolment By Grade and Gender

Gender	Grade															Total
	K	1	2	3	4	5	6	7	8	9	10	11	12	4th		
Male	14	14	18	12	20	17	11	17	18	17	15	21	13	4	211	
Female	20	13	8	7	12	11	9	11	14	17	18	14	14	1	169	
Total	34	27	26	19	32	28	20	28	32	34	33	35	27	5	380	

Enrolment By Grade
For Tricentia Academy



* Data from the 2002-2003 AGR(Enrolment/Age as of the last day in Sept./Dec.)

** Newfoundland Statistics Classification System

*** May include itinerant teachers



**School Description Report
2002-03**

District 9 - Avalon West

#265 - Acreman Elementary, Green's Harbour

Classification: Rural Community/Avalon Region**
Offers Distance Education: No

Grades: K-6

Number of Grades: 7

[School FTE PTR : 12.1](#)

[District FTE PTR : 13.5](#)

[Provincial FTE PTR : 13.5](#)

[FTE Teachers](#) *** : 9.3

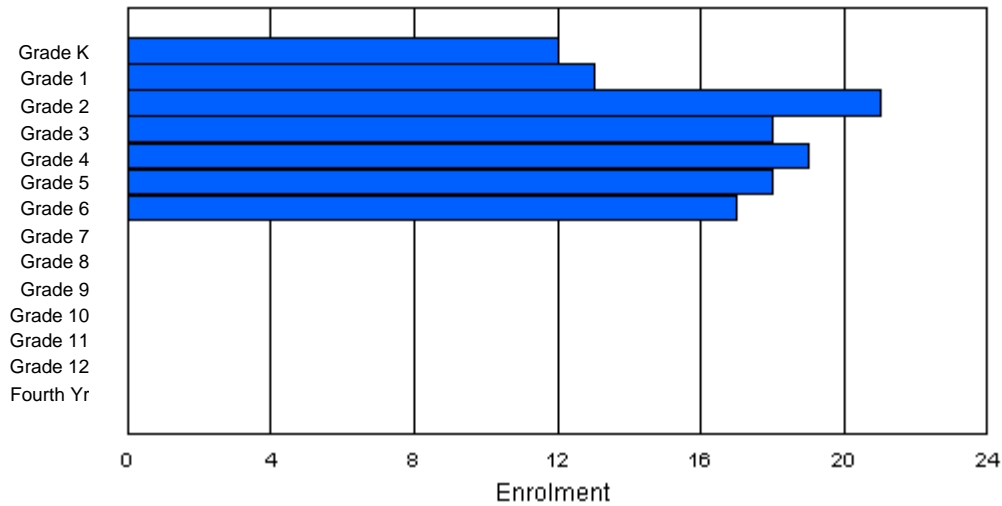
Enrolment By Age and Gender

Gender	Age																	Total
	5	6	7	8	9	10	11	12	13	14	15	16	17	18	19	20>		
Male	4	4	11	10	9	12	11	0	0	0	0	0	0	0	0	0	61	
Female	8	9	10	8	10	6	5	1	0	0	0	0	0	0	0	0	57	
Total	12	13	21	18	19	18	16	1	0	0	0	0	0	0	0	0	118	

Enrolment By Grade and Gender

Gender	Grade															Total
	K	1	2	3	4	5	6	7	8	9	10	11	12	4th		
Male	4	4	11	10	9	12	11	0	0	0	0	0	0	0	61	
Female	8	9	10	8	10	6	6	0	0	0	0	0	0	0	57	
Total	12	13	21	18	19	18	17	0	0	0	0	0	0	0	118	

Enrolment By Grade
For Acreman Elementary



* Data from the 2002-2003 AGR(Enrolment/Age as of the last day in Sept./Dec.)

** Newfoundland Statistics Classification System

*** May include itinerant teachers



**School Description Report
2002-03**

District 9 - Avalon West

#278 - All Hallows Elementary, North River

Classification: Rural Community/Avalon Region**
Offers Distance Education: No

Grades: K-6

Number of Grades: 7

[School FTE PTR : 14.4](#)

[District FTE PTR : 13.5](#)

[Provincial FTE PTR : 13.5](#)

[FTE Teachers](#) *** : 28.0

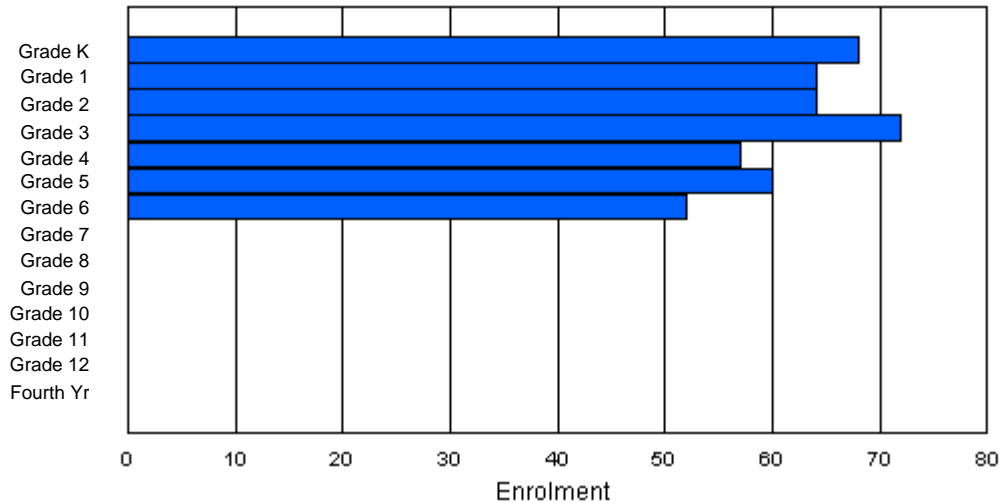
Enrolment By Age and Gender

Gender	Age																Total
	5	6	7	8	9	10	11	12	13	14	15	16	17	18	19	20>	
Male	31	37	27	38	30	28	25	1	0	0	0	0	0	0	0	0	217
Female	36	28	36	34	27	32	26	1	0	0	0	0	0	0	0	0	220
Total	67	65	63	72	57	60	51	2	0	0	0	0	0	0	0	0	437

Enrolment By Grade and Gender

Gender	Grade														Total
	K	1	2	3	4	5	6	7	8	9	10	11	12	4th	
Male	32	36	27	38	31	28	25	0	0	0	0	0	0	0	217
Female	36	28	37	34	26	32	27	0	0	0	0	0	0	0	220
Total	68	64	64	72	57	60	52	0	0	0	0	0	0	0	437

Enrolment By Grade
For All Hallows Elementary



* Data from the 2002-2003 AGR(Enrolment/Age as of the last day in Sept./Dec.)

** Newfoundland Statistics Classification System

*** May include itinerant teachers



**School Description Report
2002-03**

District 9 - Avalon West

#248 - Amalgamated Academy, Bay Roberts

Classification: Urban Community/Avalon Region**
Offers Distance Education: No

Grades: 5-9

Number of Grades: 5

[School FTE PTR : 16.2](#)

[District FTE PTR : 13.5](#)

[Provincial FTE PTR : 13.5](#)

[FTE Teachers](#) *** : 39.0

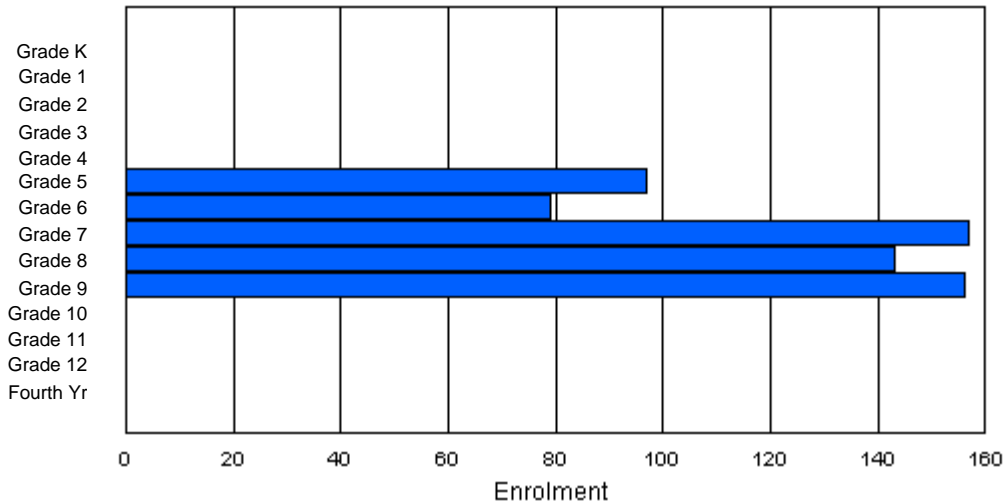
Enrolment By Age and Gender

Gender	Age																Total
	5	6	7	8	9	10	11	12	13	14	15	16	17	18	19	20>	
Male	0	0	0	0	0	47	39	73	77	81	9	0	0	0	0	0	326
Female	0	0	0	0	0	43	44	77	70	69	3	0	0	0	0	0	306
Total	0	0	0	0	0	90	83	150	147	150	12	0	0	0	0	0	632

Enrolment By Grade and Gender

Gender	Grade														Total
	K	1	2	3	4	5	6	7	8	9	10	11	12	4th	
Male	0	0	0	0	0	54	37	78	71	86	0	0	0	0	326
Female	0	0	0	0	0	43	42	79	72	70	0	0	0	0	306
Total	0	0	0	0	0	97	79	157	143	156	0	0	0	0	632

Enrolment By Grade
For Amalgamated Academy



* Data from the 2002-2003 AGR(Enrolment/Age as of the last day in Sept./Dec.)

** Newfoundland Statistics Classification System

*** May include itinerant teachers



**School Description Report
2002-03**

District 9 - Avalon West

#249 - Ascension Collegiate, Bay Roberts

Classification: Urban Community/Avalon Region**
Offers Distance Education: No

Grades: 10-12

Number of Grades: 3

[School FTE PTR : 16.6](#)
[District FTE PTR : 13.5](#)
[Provincial FTE PTR : 13.5](#)

[FTE Teachers](#) *** : 51.8

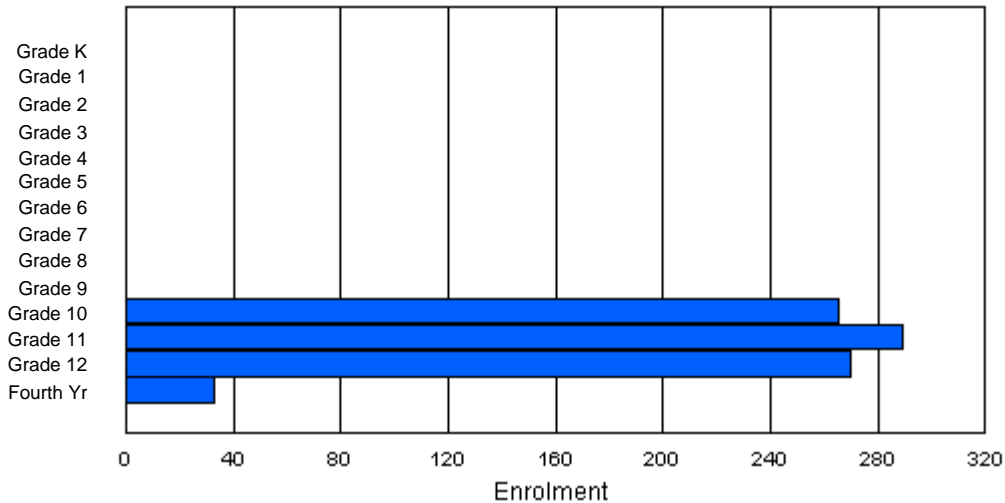
Enrolment By Age and Gender

Gender	Age																	Total
	5	6	7	8	9	10	11	12	13	14	15	16	17	18	19	20>		
Male	0	0	0	0	0	0	0	0	0	32	115	129	113	36	7	1	433	
Female	0	0	0	0	0	0	0	0	0	38	128	124	114	15	3	2	424	
Total	0	0	0	0	0	0	0	0	0	70	243	253	227	51	10	3	857	

Enrolment By Grade and Gender

Gender	Grade															Total
	K	1	2	3	4	5	6	7	8	9	10	11	12	4th		
Male	0	0	0	0	0	0	0	0	0	0	133	149	129	22	433	
Female	0	0	0	0	0	0	0	0	0	0	132	140	141	11	424	
Total	0	0	0	0	0	0	0	0	0	0	265	289	270	33	857	

Enrolment By Grade
For Ascension Collegiate



* Data from the 2002-2003 AGR(Enrolment/Age as of the last day in Sept./Dec.)

** Newfoundland Statistics Classification System

*** May include itinerant teachers



**School Description Report
2002-03**

District 9 - Avalon West

#476 - Baccalieu Collegiate, Old Perlican

Classification: Rural Community/ Region**
Offers Distance Education: No

Grades: 7-12

Number of Grades: 6

[School FTE PTR : 13.6](#)

[District FTE PTR : 13.5](#)

[Provincial FTE PTR : 13.5](#)

[FTE Teachers](#) *** : 25.0

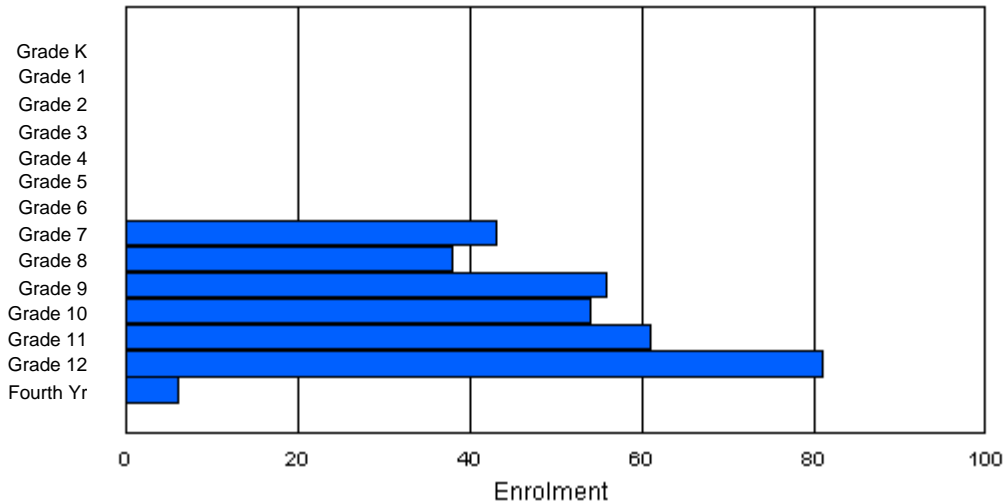
Enrolment By Age and Gender

Gender	Age																	Total
	5	6	7	8	9	10	11	12	13	14	15	16	17	18	19	20>		
Male	0	0	0	0	0	0	0	31	17	30	21	26	34	9	0	0	168	
Female	0	0	0	0	0	0	0	12	20	26	33	33	43	4	0	0	171	
Total	0	0	0	0	0	0	0	43	37	56	54	59	77	13	0	0	339	

Enrolment By Grade and Gender

Gender	Grade															Total
	K	1	2	3	4	5	6	7	8	9	10	11	12	4th		
Male	0	0	0	0	0	0	0	31	18	30	21	27	39	2	168	
Female	0	0	0	0	0	0	0	12	20	26	33	34	42	4	171	
Total	0	0	0	0	0	0	0	43	38	56	54	61	81	6	339	

Enrolment By Grade
For Baccalieu Collegiate



* Data from the 2002-2003 AGR(Enrolment/Age as of the last day in Sept./Dec.)

** Newfoundland Statistics Classification System

*** May include itinerant teachers



School Description Report 2002-03

District 9 - Avalon West

#444 - Cabot Academy, Western Bay

Classification: Rural Community/Avalon Region**
Offers Distance Education: No

Grades: K-9

Number of Grades: 10

[School FTE PTR : 11.4](#)

[District FTE PTR : 13.5](#)

[Provincial FTE PTR : 13.5](#)

[FTE Teachers](#) *** : 15.5

Enrolment By Age and Gender

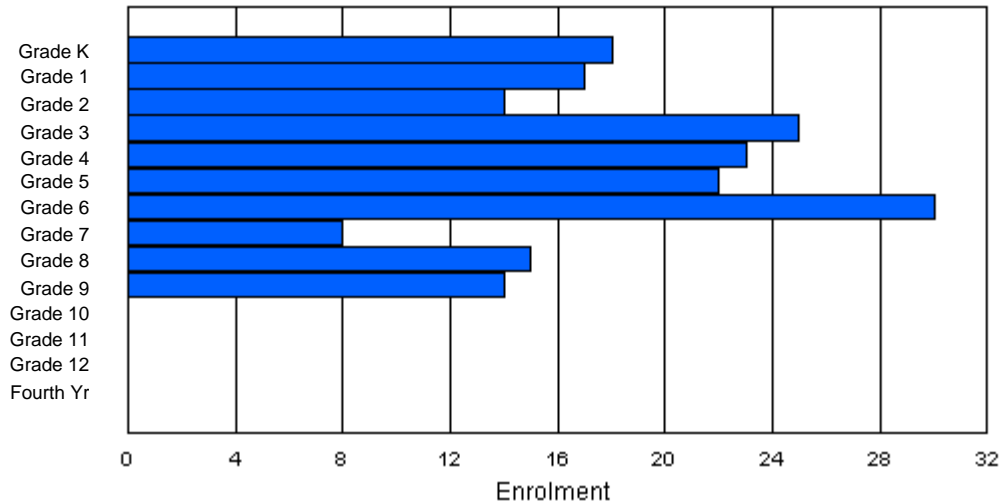
Gender	Age																	Total
	5	6	7	8	9	10	11	12	13	14	15	16	17	18	19	20>		
Male	10	9	5	13	11	8	17	5	10	7	1	0	0	0	0	0	96	
Female	8	8	9	12	11	14	13	4	5	6	0	0	0	0	0	0	90	
Total	18	17	14	25	22	22	30	9	15	13	1	0	0	0	0	0	186	

Enrolment By Grade and Gender

Gender	Grade															Total
	K	1	2	3	4	5	6	7	8	9	10	11	12	4th		
Male	10	9	5	13	11	8	18	4	10	8	0	0	0	0	96	
Female	8	8	9	12	12	14	12	4	5	6	0	0	0	0	90	
Total	18	17	14	25	23	22	30	8	15	14	0	0	0	0	186	

Enrolment By Grade

For Cabot Academy



* Data from the 2002-2003 AGR(Enrolment/Age as of the last day in Sept./Dec.)

** Newfoundland Statistics Classification System

*** May include itinerant teachers



**School Description Report
2002-03**

District 9 - Avalon West

#253 - Carbonear Collegiate, Carbonear

Classification: Rural Community/Avalon Region**
Offers Distance Education: No

Grades: 10-12

Number of Grades: 3

[School FTE PTR : 17.0](#)

[District FTE PTR : 13.5](#)

[Provincial FTE PTR : 13.5](#)

[FTE Teachers](#) *** : 32.0

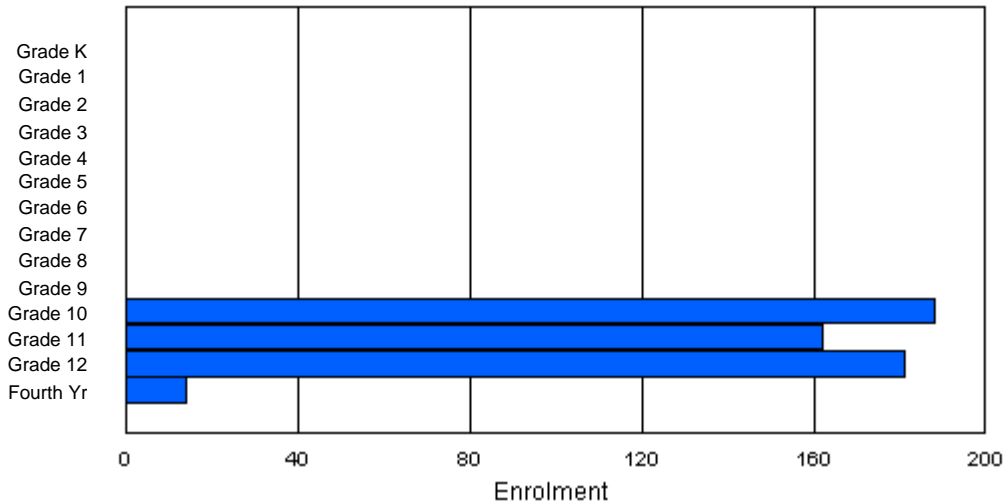
Enrolment By Age and Gender

Gender	Age																	Total
	5	6	7	8	9	10	11	12	13	14	15	16	17	18	19	20>		
Male	0	0	0	0	0	0	0	0	0	0	93	77	97	19	0	0	286	
Female	0	0	0	0	0	0	0	0	0	0	86	79	91	3	0	0	259	
Total	0	0	0	0	0	0	0	0	0	0	179	156	188	22	0	0	545	

Enrolment By Grade and Gender

Gender	Grade															Total
	K	1	2	3	4	5	6	7	8	9	10	11	12	4th		
Male	0	0	0	0	0	0	0	0	0	0	96	83	94	13	286	
Female	0	0	0	0	0	0	0	0	0	0	92	79	87	1	259	
Total	0	0	0	0	0	0	0	0	0	0	188	162	181	14	545	

Enrolment By Grade
For Carbonear Collegiate



* Data from the 2002-2003 AGR(Enrolment/Age as of the last day in Sept./Dec.)

** Newfoundland Statistics Classification System

*** May include itinerant teachers



**School Description Report
2002-03**

District 9 - Avalon West

#259 - Coley's Point Primary, Coley's Point

Classification: Rural Community/Avalon Region**
Offers Distance Education: No

Grades: K-4

Number of Grades: 5

[School FTE PTR : 12.9](#)

[District FTE PTR : 13.5](#)

[Provincial FTE PTR : 13.5](#)

[FTE Teachers](#) *** : 25.0

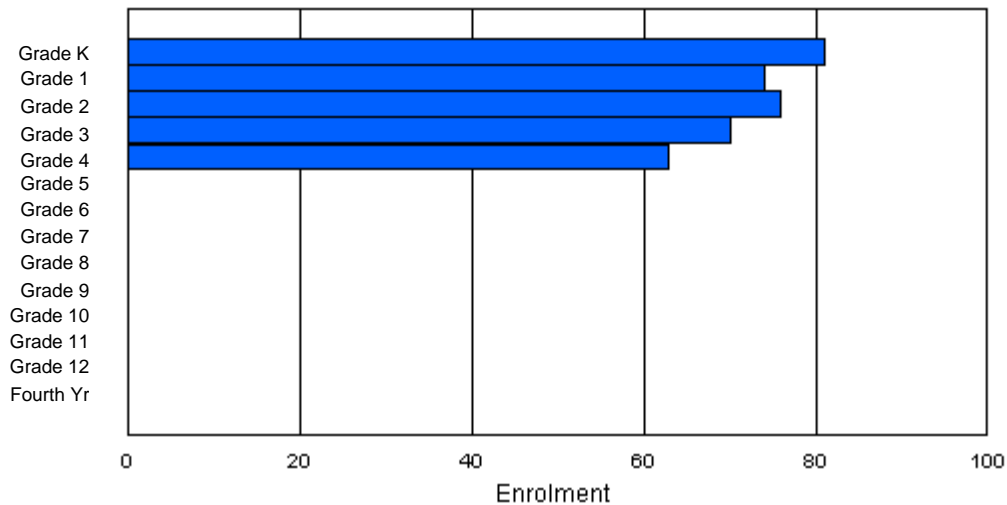
Enrolment By Age and Gender

Gender	Age																	Total
	5	6	7	8	9	10	11	12	13	14	15	16	17	18	19	20>		
Male	42	40	37	35	33	1	0	0	0	0	0	0	0	0	0	0	188	
Female	39	34	39	35	29	0	0	0	0	0	0	0	0	0	0	0	176	
Total	81	74	76	70	62	1	0	0	0	0	0	0	0	0	0	0	364	

Enrolment By Grade and Gender

Gender	Grade															Total
	K	1	2	3	4	5	6	7	8	9	10	11	12	4th		
Male	42	40	37	35	34	0	0	0	0	0	0	0	0	0	188	
Female	39	34	39	35	29	0	0	0	0	0	0	0	0	0	176	
Total	81	74	76	70	63	0	0	0	0	0	0	0	0	0	364	

Enrolment By Grade
For Coley's Point Primary



* Data from the 2002-2003 AGR(Enrolment/Age as of the last day in Sept./Dec.)

** Newfoundland Statistics Classification System

*** May include itinerant teachers



**School Description Report
2002-03**

District 9 - Avalon West

#464 - Crescent Collegiate, Blaketown

Classification: Rural Community/Avalon Region**
Offers Distance Education: No

Grades: 7-12

Number of Grades: 6

[School FTE PTR : 15.8](#)

[District FTE PTR : 13.5](#)

[Provincial FTE PTR : 13.5](#)

[FTE Teachers](#) *** : 50.5

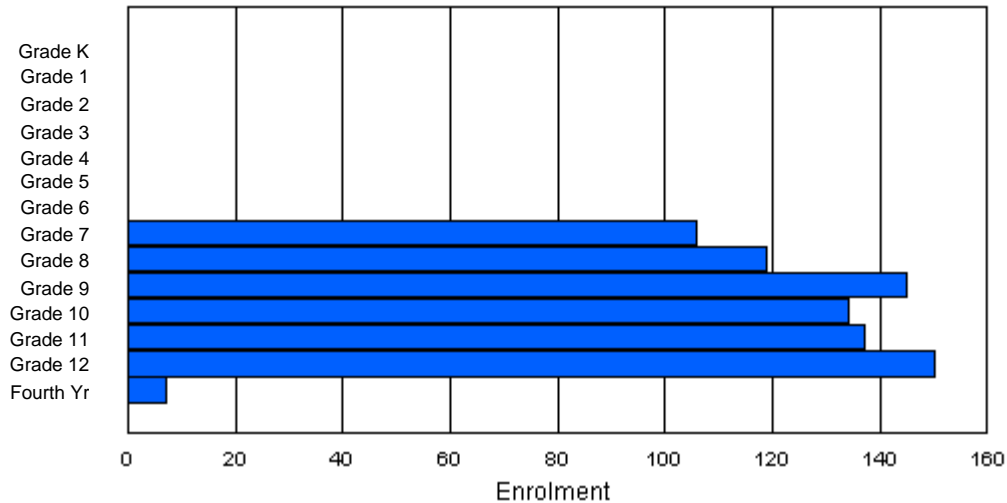
Enrolment By Age and Gender

Gender	Age																	Total
	5	6	7	8	9	10	11	12	13	14	15	16	17	18	19	20>		
Male	0	0	0	0	0	0	0	44	58	83	73	72	60	10	2	2	404	
Female	0	0	0	0	0	0	0	53	52	70	71	65	72	11	0	0	394	
Total	0	0	0	0	0	0	0	97	110	153	144	137	132	21	2	2	798	

Enrolment By Grade and Gender

Gender	Grade															Total
	K	1	2	3	4	5	6	7	8	9	10	11	12	4th		
Male	0	0	0	0	0	0	0	50	68	74	65	77	64	6	404	
Female	0	0	0	0	0	0	0	56	51	71	69	60	86	1	394	
Total	0	0	0	0	0	0	0	106	119	145	134	137	150	7	798	

Enrolment By Grade
For Crescent Collegiate



* Data from the 2002-2003 AGR(Enrolment/Age as of the last day in Sept./Dec.)

** Newfoundland Statistics Classification System

*** May include itinerant teachers



**School Description Report
2002-03**

District 9 - Avalon West

#254 - Davis Elementary, Carbonear

Classification: Rural Community/Avalon Region**
Offers Distance Education: No

Grades: K-5

Number of Grades: 6

[School FTE PTR : 15.3](#)

[District FTE PTR : 13.5](#)

[Provincial FTE PTR : 13.5](#)

[FTE Teachers](#) *** : 20.0

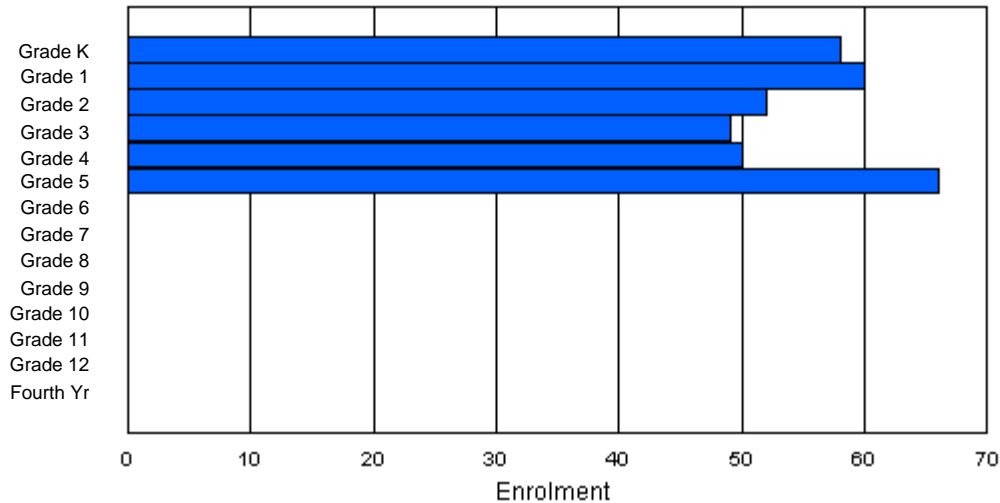
Enrolment By Age and Gender

Gender	Age																	Total
	5	6	7	8	9	10	11	12	13	14	15	16	17	18	19	20>		
Male	31	29	25	25	27	35	2	0	0	0	0	0	0	0	0	0	174	
Female	27	30	28	24	22	29	1	0	0	0	0	0	0	0	0	0	161	
Total	58	59	53	49	49	64	3	0	0	0	0	0	0	0	0	0	335	

Enrolment By Grade and Gender

Gender	Grade															Total
	K	1	2	3	4	5	6	7	8	9	10	11	12	4th		
Male	31	31	23	25	27	37	0	0	0	0	0	0	0	0	174	
Female	27	29	29	24	23	29	0	0	0	0	0	0	0	0	161	
Total	58	60	52	49	50	66	0	0	0	0	0	0	0	0	335	

Enrolment By Grade
For Davis Elementary



* Data from the 2002-2003 AGR(Enrolment/Age as of the last day in Sept./Dec.)

** Newfoundland Statistics Classification System

*** May include itinerant teachers



School Description Report 2002-03

District 9 - Avalon West

#287 - Dunne Memorial Academy, St. Mary's

Classification: Rural Community/Avalon Region**
Offers Distance Education: Yes

Grades: K-12

Number of Grades: 13

[School FTE PTR : 10.6](#)

[District FTE PTR : 13.5](#)

[Provincial FTE PTR : 13.5](#)

[FTE Teachers](#) *** : 23.8

Enrolment By Age and Gender

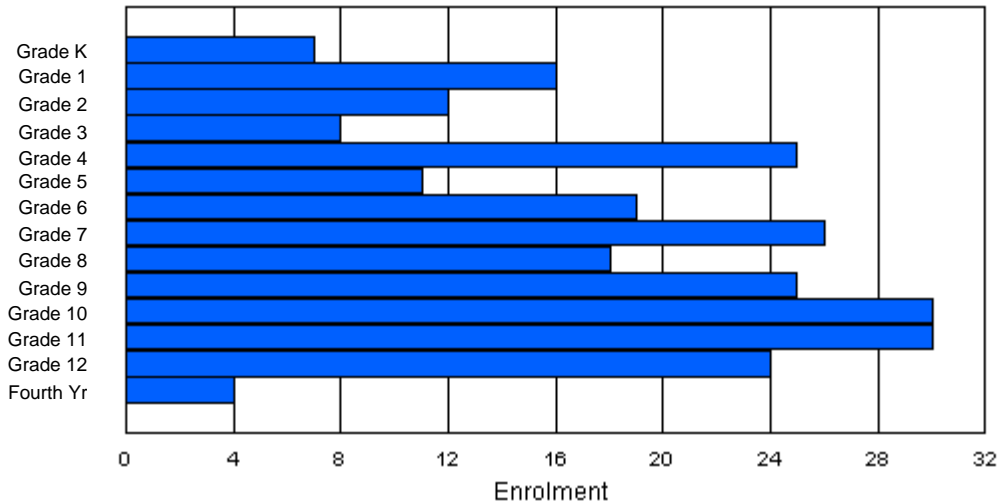
Gender	Age																	Total
	5	6	7	8	9	10	11	12	13	14	15	16	17	18	19	20>		
Male	3	13	5	4	9	8	12	14	10	12	16	18	10	3	0	0	137	
Female	4	3	7	4	16	3	7	12	8	12	13	14	14	1	0	0	118	
Total	7	16	12	8	25	11	19	26	18	24	29	32	24	4	0	0	255	

Enrolment By Grade and Gender

Gender	Grade														Total
	K	1	2	3	4	5	6	7	8	9	10	11	12	4th	
Male	3	13	5	4	9	8	12	14	10	13	17	16	10	3	137
Female	4	3	7	4	16	3	7	12	8	12	13	14	14	1	118
Total	7	16	12	8	25	11	19	26	18	25	30	30	24	4	255

Enrolment By Grade

For Dunne Memorial Academy



* Data from the 2002-2003 AGR(Enrolment/Age as of the last day in Sept./Dec.)

** Newfoundland Statistics Classification System

*** May include itinerant teachers



**School Description Report
2002-03**

District 9 - Avalon West

#438 - Epiphany Elementary, Heart's Delight

Classification: Rural Community/Avalon Region**
Offers Distance Education: No

Grades: K-8

Number of Grades: 9

[School FTE PTR : 9.1](#)

[District FTE PTR : 13.5](#)

[Provincial FTE PTR : 13.5](#)

[FTE Teachers](#) *** : 10.5

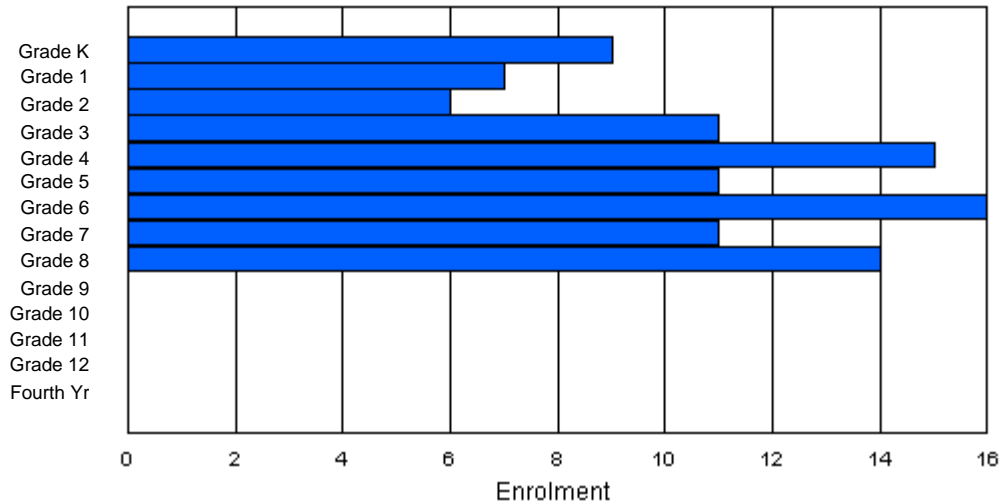
Enrolment By Age and Gender

Gender	Age																	Total
	5	6	7	8	9	10	11	12	13	14	15	16	17	18	19	20>		
Male	4	4	4	6	9	7	5	7	5	0	0	0	0	0	0	0	51	
Female	5	3	3	4	6	4	11	2	11	0	0	0	0	0	0	0	49	
Total	9	7	7	10	15	11	16	9	16	0	0	0	0	0	0	0	100	

Enrolment By Grade and Gender

Gender	Grade															Total
	K	1	2	3	4	5	6	7	8	9	10	11	12	4th		
Male	4	4	3	7	9	7	5	8	4	0	0	0	0	0	51	
Female	5	3	3	4	6	4	11	3	10	0	0	0	0	0	49	
Total	9	7	6	11	15	11	16	11	14	0	0	0	0	0	100	

Enrolment By Grade
For Epiphany Elementary



* Data from the 2002-2003 AGR(Enrolment/Age as of the last day in Sept./Dec.)

** Newfoundland Statistics Classification System

*** May include itinerant teachers



School Description Report 2002-03

District 9 - Avalon West

#286 - Fatima Academy, St. Bride's

Classification: Rural Community/Avalon Region**
Offers Distance Education: No

Grades: K-12

Number of Grades: 13

[School FTE PTR : 10.5](#)

[District FTE PTR : 13.5](#)

[Provincial FTE PTR : 13.5](#)

[FTE Teachers](#) *** : 18.5

Enrolment By Age and Gender

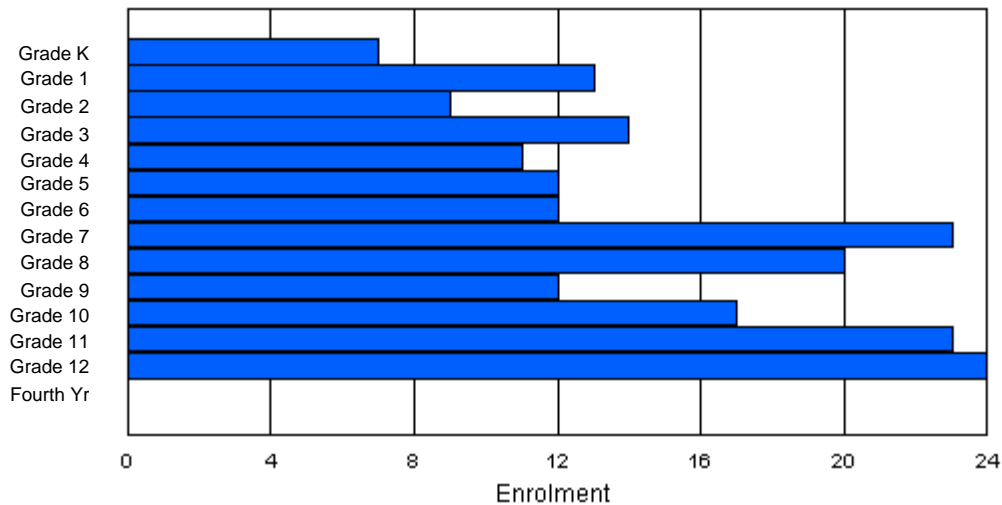
Gender	Age																Total
	5	6	7	8	9	10	11	12	13	14	15	16	17	18	19	20>	
Male	3	6	4	9	8	6	5	11	9	8	12	14	8	2	0	0	105
Female	4	6	6	5	3	6	6	13	11	3	6	6	17	0	0	0	92
Total	7	12	10	14	11	12	11	24	20	11	18	20	25	2	0	0	197

Enrolment By Grade and Gender

Gender	Grade														Total
	K	1	2	3	4	5	6	7	8	9	10	11	12	4th	
Male	3	6	4	9	8	6	5	11	9	8	12	17	7	0	105
Female	4	7	5	5	3	6	7	12	11	4	5	6	17	0	92
Total	7	13	9	14	11	12	12	23	20	12	17	23	24	0	197

Enrolment By Grade

For Fatima Academy



* Data from the 2002-2003 AGR(Enrolment/Age as of the last day in Sept./Dec.)

** Newfoundland Statistics Classification System

*** May include itinerant teachers



**School Description Report
2002-03**

District 9 - Avalon West

#268 - Harbour Grace Primary, Harbour Grace

Classification: Rural Community/Avalon Region**
Offers Distance Education: No

Grades: K-4

Number of Grades: 5

[School FTE PTR : 12.3](#)

[District FTE PTR : 13.5](#)

[Provincial FTE PTR : 13.5](#)

[FTE Teachers](#) *** : 13.5

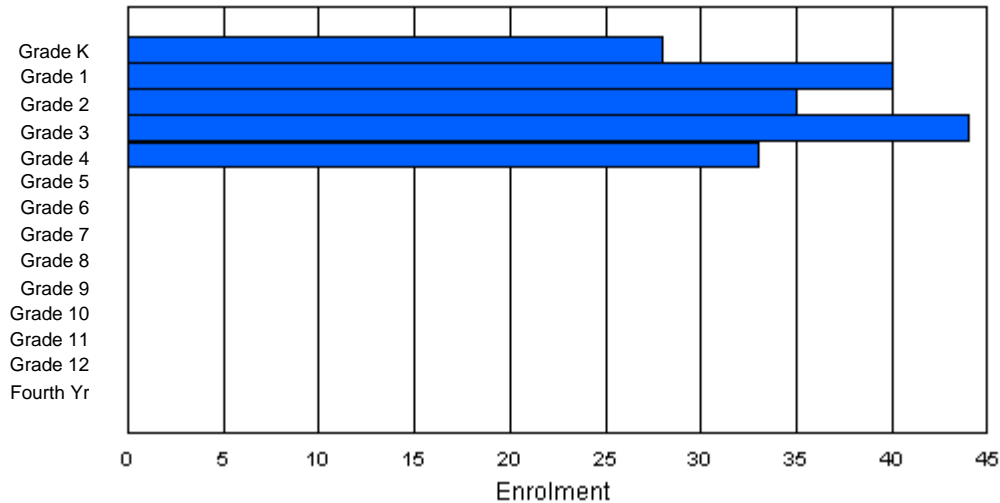
Enrolment By Age and Gender

Gender	Age																Total
	5	6	7	8	9	10	11	12	13	14	15	16	17	18	19	20>	
Male	12	23	18	21	16	0	0	0	0	0	0	0	0	0	0	0	90
Female	16	17	16	24	16	1	0	0	0	0	0	0	0	0	0	0	90
Total	28	40	34	45	32	1	0	0	0	0	0	0	0	0	0	0	180

Enrolment By Grade and Gender

Gender	Grade														Total
	K	1	2	3	4	5	6	7	8	9	10	11	12	4th	
Male	12	23	19	20	16	0	0	0	0	0	0	0	0	0	90
Female	16	17	16	24	17	0	0	0	0	0	0	0	0	0	90
Total	28	40	35	44	33	0	0	0	0	0	0	0	0	0	180

Enrolment By Grade
For Harbour Grace Primary



* Data from the 2002-2003 AGR(Enrolment/Age as of the last day in Sept./Dec.)

** Newfoundland Statistics Classification System

*** May include itinerant teachers



**School Description Report
2002-03**

District 9 - Avalon West

#272 - Holy Cross Elementary, Holyrood

Classification: Rural Community/Avalon Region**
Offers Distance Education: No

Grades: K-6

Number of Grades: 7

[School FTE PTR : 12.1](#)

[District FTE PTR : 13.5](#)

[Provincial FTE PTR : 13.5](#)

[FTE Teachers](#) *** : 16.8

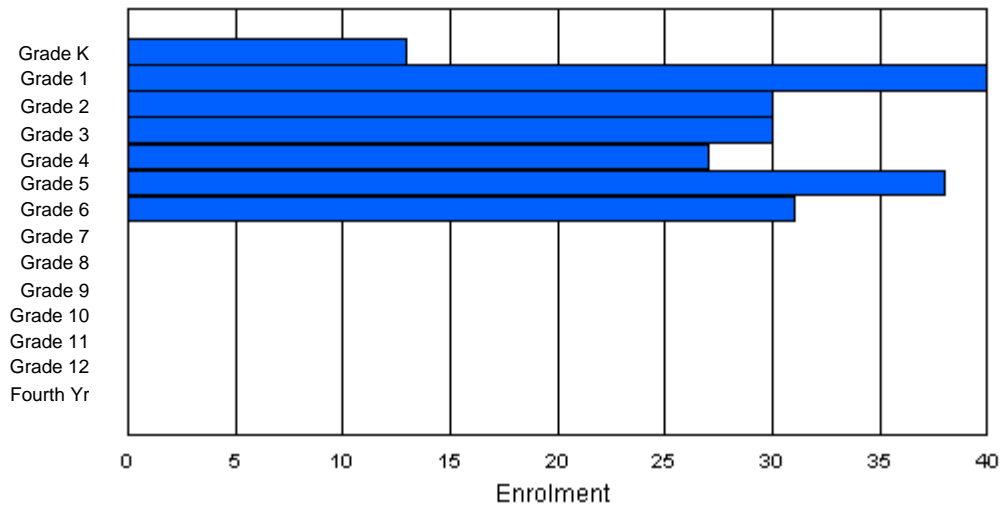
Enrolment By Age and Gender

Gender	Age																	Total
	5	6	7	8	9	10	11	12	13	14	15	16	17	18	19	20>		
Male	2	21	17	13	8	22	17	0	0	0	0	0	0	0	0	0	100	
Female	11	18	13	18	18	17	14	0	0	0	0	0	0	0	0	0	109	
Total	13	39	30	31	26	39	31	0	0	0	0	0	0	0	0	0	209	

Enrolment By Grade and Gender

Gender	Grade															Total
	K	1	2	3	4	5	6	7	8	9	10	11	12	4th		
Male	2	22	17	12	9	21	17	0	0	0	0	0	0	0	100	
Female	11	18	13	18	18	17	14	0	0	0	0	0	0	0	109	
Total	13	40	30	30	27	38	31	0	0	0	0	0	0	0	209	

Enrolment By Grade
For Holy Cross Elementary



* Data from the 2002-2003 AGR(Enrolment/Age as of the last day in Sept./Dec.)

** Newfoundland Statistics Classification System

*** May include itinerant teachers



**School Description Report
2002-03**

District 9 - Avalon West

#258 - Holy Family Primary, Chapel Arm

Classification: Rural Community/Avalon Region**
Offers Distance Education: No

Grades: K-3

Number of Grades: 4

[School FTE PTR : 13.5](#)

[District FTE PTR : 13.5](#)

[Provincial FTE PTR : 13.5](#)

[FTE Teachers](#) *** : 6.0

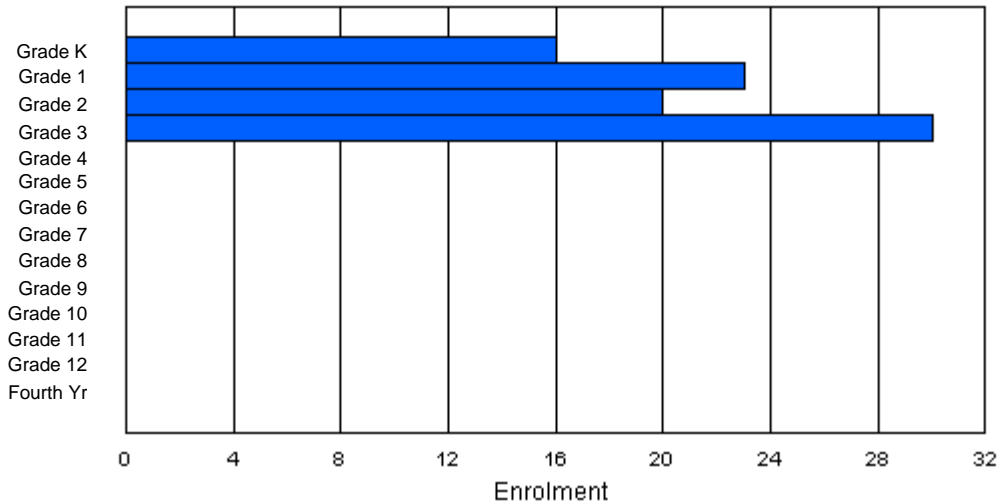
Enrolment By Age and Gender

Gender	Age																	Total
	5	6	7	8	9	10	11	12	13	14	15	16	17	18	19	20>		
Male	3	12	13	12	3	0	0	0	0	0	0	0	0	0	0	0	43	
Female	12	9	10	15	0	0	0	0	0	0	0	0	0	0	0	0	46	
Total	15	21	23	27	3	0	0	0	0	0	0	0	0	0	0	0	89	

Enrolment By Grade and Gender

Gender	Grade															Total
	K	1	2	3	4	5	6	7	8	9	10	11	12	4th		
Male	4	13	11	15	0	0	0	0	0	0	0	0	0	0	43	
Female	12	10	9	15	0	0	0	0	0	0	0	0	0	0	46	
Total	16	23	20	30	0	0	0	0	0	0	0	0	0	0	89	

Enrolment By Grade
For Holy Family Primary



* Data from the 2002-2003 AGR(Enrolment/Age as of the last day in Sept./Dec.)

** Newfoundland Statistics Classification System

*** May include itinerant teachers



**School Description Report
2002-03**

District 9 - Avalon West

#285 - Holy Redeemer Elementary, Spaniard's Bay

Classification: Rural Community/Avalon Region**
Offers Distance Education: No

Grades: K-9

Number of Grades: 10

[School FTE PTR : 14.1](#)

[District FTE PTR : 13.5](#)

[Provincial FTE PTR : 13.5](#)

[FTE Teachers](#) *** : 24.5

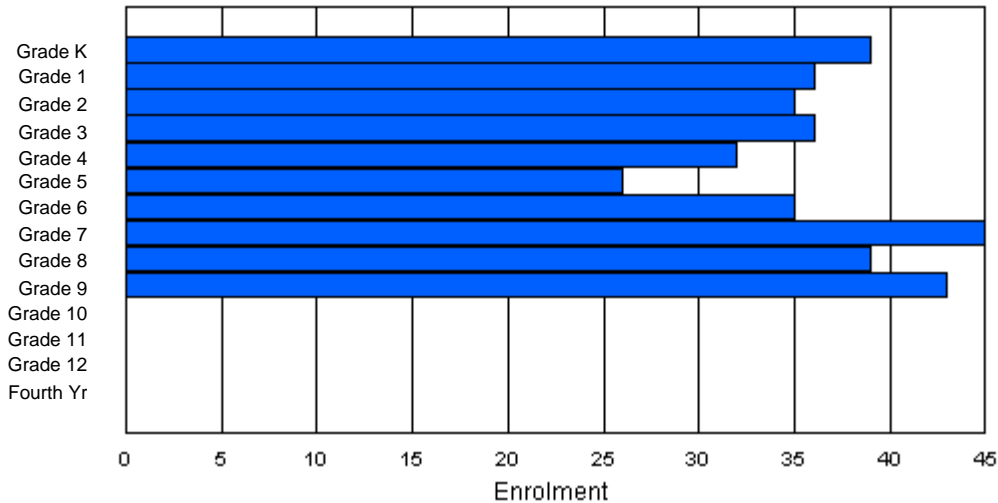
Enrolment By Age and Gender

Gender	Age																Total
	5	6	7	8	9	10	11	12	13	14	15	16	17	18	19	20>	
Male	23	19	18	15	14	16	20	24	16	26	1	0	0	0	0	0	192
Female	16	17	17	21	16	12	15	21	21	18	0	0	0	0	0	0	174
Total	39	36	35	36	30	28	35	45	37	44	1	0	0	0	0	0	366

Enrolment By Grade and Gender

Gender	Grade														Total
	K	1	2	3	4	5	6	7	8	9	10	11	12	4th	
Male	23	19	18	15	16	14	20	24	17	26	0	0	0	0	192
Female	16	17	17	21	16	12	15	21	22	17	0	0	0	0	174
Total	39	36	35	36	32	26	35	45	39	43	0	0	0	0	366

Enrolment By Grade
For Holy Redeemer Elementary



* Data from the 2002-2003 AGR(Enrolment/Age as of the last day in Sept./Dec.)

** Newfoundland Statistics Classification System

*** May include itinerant teachers



**School Description Report
2002-03**

District 9 - Avalon West

#260 - Immaculate Conception, Colliers

Classification: Rural Community/Avalon Region**
Offers Distance Education: No

Grades: K-4

Number of Grades: 5

[School FTE PTR : 11.4](#)

[District FTE PTR : 13.5](#)

[Provincial FTE PTR : 13.5](#)

[FTE Teachers](#) *** : 8.0

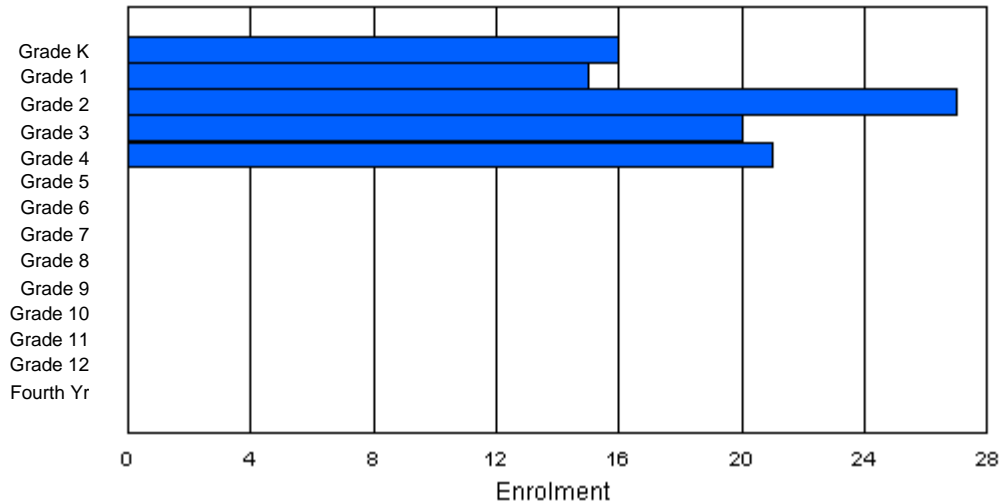
Enrolment By Age and Gender

Gender	Age																	Total
	5	6	7	8	9	10	11	12	13	14	15	16	17	18	19	20>		
Male	9	7	11	11	10	1	0	0	0	0	0	0	0	0	0	0	49	
Female	7	8	16	9	10	0	0	0	0	0	0	0	0	0	0	0	50	
Total	16	15	27	20	20	1	0	0	0	0	0	0	0	0	0	0	99	

Enrolment By Grade and Gender

Gender	Grade															Total
	K	1	2	3	4	5	6	7	8	9	10	11	12	4th		
Male	9	7	11	11	11	0	0	0	0	0	0	0	0	0	49	
Female	7	8	16	9	10	0	0	0	0	0	0	0	0	0	50	
Total	16	15	27	20	21	0	0	0	0	0	0	0	0	0	99	

Enrolment By Grade
For Immaculate Conception



* Data from the 2002-2003 AGR(Enrolment/Age as of the last day in Sept./Dec.)

** Newfoundland Statistics Classification System

*** May include itinerant teachers



**School Description Report
2002-03**

District 9 - Avalon West

#280 - Laval High, Placentia

Classification: Rural Community/Avalon Region**
Offers Distance Education: Yes

Grades: 9-12

Number of Grades: 4

[School FTE PTR : 14.3](#)

[District FTE PTR : 13.5](#)

[Provincial FTE PTR : 13.5](#)

[FTE Teachers](#) *** : 22.0

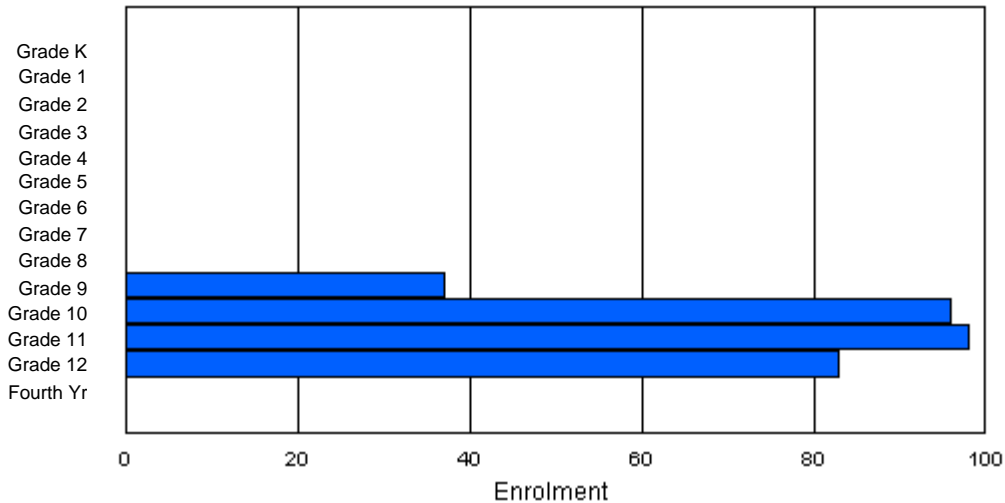
Enrolment By Age and Gender

Gender	Age																	Total
	5	6	7	8	9	10	11	12	13	14	15	16	17	18	19	20>		
Male	0	0	0	0	0	0	0	0	0	15	43	38	44	11	2	0	153	
Female	0	0	0	0	0	0	0	0	0	19	43	53	44	1	1	0	161	
Total	0	0	0	0	0	0	0	0	0	34	86	91	88	12	3	0	314	

Enrolment By Grade and Gender

Gender	Grade															Total
	K	1	2	3	4	5	6	7	8	9	10	11	12	4th		
Male	0	0	0	0	0	0	0	0	0	18	47	46	42	0	153	
Female	0	0	0	0	0	0	0	0	0	19	49	52	41	0	161	
Total	0	0	0	0	0	0	0	0	0	37	96	98	83	0	314	

Enrolment By Grade
For Laval High



* Data from the 2002-2003 AGR(Enrolment/Age as of the last day in Sept./Dec.)

** Newfoundland Statistics Classification System

*** May include itinerant teachers



**School Description Report
2002-03**

District 9 - Avalon West

#277 - Norman's Cove Elementary, Norman's Cove

Classification: Rural Community/Avalon Region**
Offers Distance Education: No

Grades: 4-6

Number of Grades: 3

[School FTE PTR : 10.7](#)

[District FTE PTR : 13.5](#)

[Provincial FTE PTR : 13.5](#)

[FTE Teachers](#) *** : 7.0

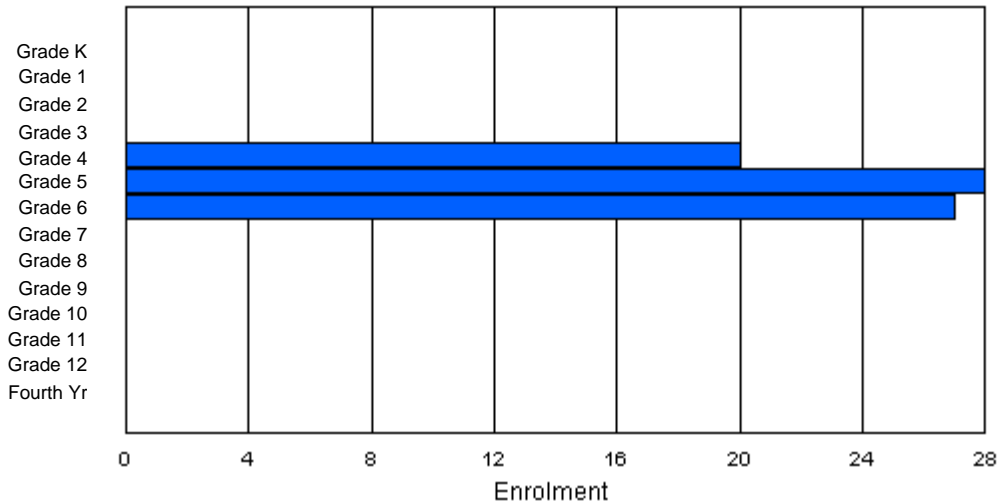
Enrolment By Age and Gender

Gender	Age																	Total
	5	6	7	8	9	10	11	12	13	14	15	16	17	18	19	20>		
Male	0	0	0	0	8	9	13	2	1	0	0	0	0	0	0	0	33	
Female	0	0	0	0	11	15	13	3	0	0	0	0	0	0	0	0	42	
Total	0	0	0	0	19	24	26	5	1	0	0	0	0	0	0	0	75	

Enrolment By Grade and Gender

Gender	Grade															Total
	K	1	2	3	4	5	6	7	8	9	10	11	12	4th		
Male	0	0	0	0	9	11	13	0	0	0	0	0	0	0	33	
Female	0	0	0	0	11	17	14	0	0	0	0	0	0	0	42	
Total	0	0	0	0	20	28	27	0	0	0	0	0	0	0	75	

Enrolment By Grade
For Norman's Cove Elementary



* Data from the 2002-2003 AGR(Enrolment/Age as of the last day in Sept./Dec.)

** Newfoundland Statistics Classification System

*** May include itinerant teachers



**School Description Report
2002-03**

District 9 - Avalon West

#291 - Perlwin Elementary, Winterton

Classification: Rural Community/Avalon Region**
Offers Distance Education: No

Grades: K-9

Number of Grades: 10

[School FTE PTR : 11.0](#)

[District FTE PTR : 13.5](#)

[Provincial FTE PTR : 13.5](#)

[FTE Teachers](#) *** : 14.0

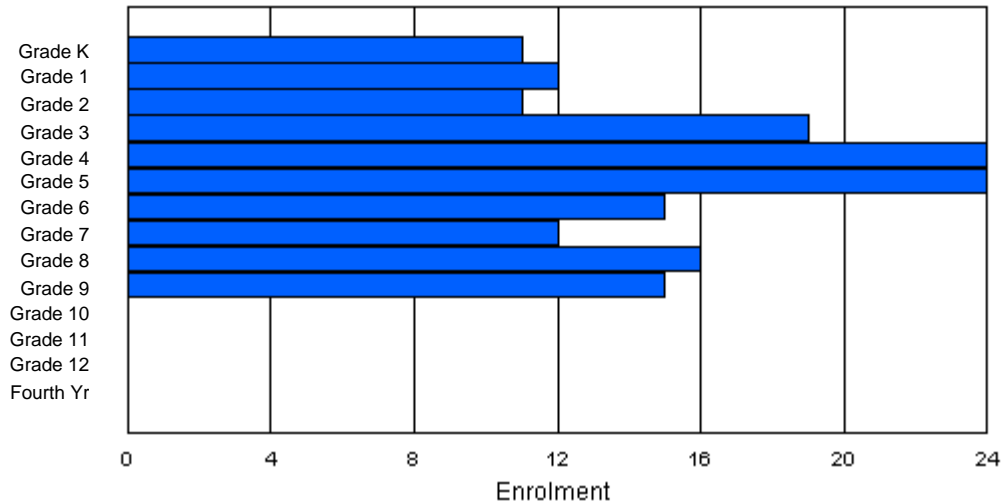
Enrolment By Age and Gender

Gender	Age																	Total
	5	6	7	8	9	10	11	12	13	14	15	16	17	18	19	20>		
Male	6	6	6	12	15	9	14	6	9	6	0	0	0	0	0	0	89	
Female	5	6	3	8	9	13	4	6	7	9	0	0	0	0	0	0	70	
Total	11	12	9	20	24	22	18	12	16	15	0	0	0	0	0	0	159	

Enrolment By Grade and Gender

Gender	Grade															Total
	K	1	2	3	4	5	6	7	8	9	10	11	12	4th		
Male	6	6	8	11	14	11	12	6	9	6	0	0	0	0	89	
Female	5	6	3	8	10	13	3	6	7	9	0	0	0	0	70	
Total	11	12	11	19	24	24	15	12	16	15	0	0	0	0	159	

Enrolment By Grade
For Perlwin Elementary



* Data from the 2002-2003 AGR(Enrolment/Age as of the last day in Sept./Dec.)

** Newfoundland Statistics Classification System

*** May include itinerant teachers



**School Description Report
2002-03**

District 9 - Avalon West

#442 - Persalvic Elementary, Victoria

Classification: Rural Community/Avalon Region**
Offers Distance Education: No

Grades: K-9

Number of Grades: 10

[School FTE PTR : 13.7](#)

[District FTE PTR : 13.5](#)

[Provincial FTE PTR : 13.5](#)

[FTE Teachers](#) *** : 23.0

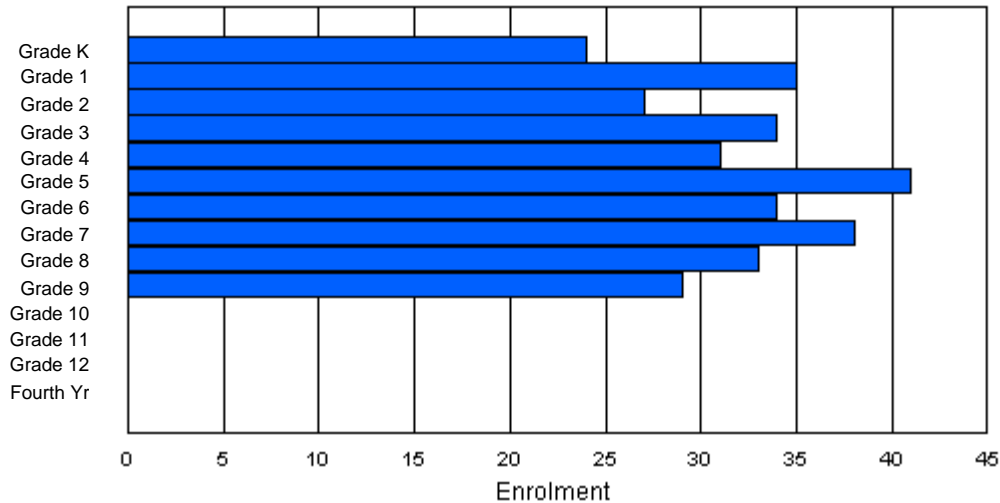
Enrolment By Age and Gender

Gender	Age																Total
	5	6	7	8	9	10	11	12	13	14	15	16	17	18	19	20>	
Male	10	23	11	23	9	21	16	20	14	16	2	0	0	0	0	0	165
Female	14	12	16	11	21	20	17	16	21	10	2	1	0	0	0	0	161
Total	24	35	27	34	30	41	33	36	35	26	4	1	0	0	0	0	326

Enrolment By Grade and Gender

Gender	Grade														Total
	K	1	2	3	4	5	6	7	8	9	10	11	12	4th	
Male	10	23	11	23	10	20	18	19	14	17	0	0	0	0	165
Female	14	12	16	11	21	21	16	19	19	12	0	0	0	0	161
Total	24	35	27	34	31	41	34	38	33	29	0	0	0	0	326

Enrolment By Grade
For Persalvic Elementary



* Data from the 2002-2003 AGR(Enrolment/Age as of the last day in Sept./Dec.)

** Newfoundland Statistics Classification System

*** May include itinerant teachers



**School Description Report
2002-03**

District 9 - Avalon West

#247 - Roncalli Central High, Avondale

Classification: Rural Community/Avalon Region**
Offers Distance Education: No

Grades: 5-12

Number of Grades: 8

[School FTE PTR : 13.8](#)

[District FTE PTR : 13.5](#)

[Provincial FTE PTR : 13.5](#)

[FTE Teachers](#) *** : 37.0

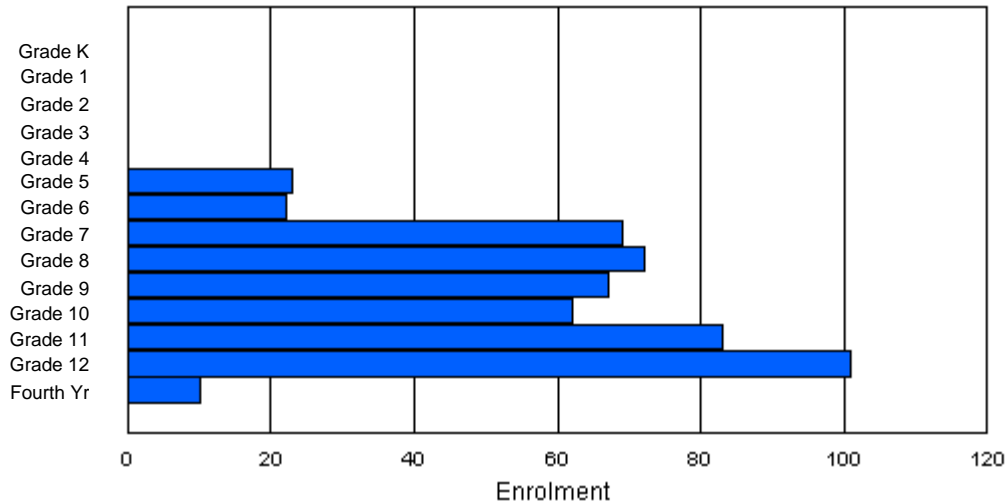
Enrolment By Age and Gender

Gender	Age																Total
	5	6	7	8	9	10	11	12	13	14	15	16	17	18	19	20>	
Male	0	0	0	0	0	16	7	33	29	30	31	38	41	7	2	1	235
Female	0	0	0	0	0	7	15	32	46	36	32	44	52	9	1	0	274
Total	0	0	0	0	0	23	22	65	75	66	63	82	93	16	3	1	509

Enrolment By Grade and Gender

Gender	Grade															Total
	K	1	2	3	4	5	6	7	8	9	10	11	12	4th		
Male	0	0	0	0	0	16	7	36	27	31	30	38	47	3	235	
Female	0	0	0	0	0	7	15	33	45	36	32	45	54	7	274	
Total	0	0	0	0	0	23	22	69	72	67	62	83	101	10	509	

Enrolment By Grade
For Roncalli Central High



* Data from the 2002-2003 AGR(Enrolment/Age as of the last day in Sept./Dec.)

** Newfoundland Statistics Classification System

*** May include itinerant teachers



**School Description Report
2002-03**

District 9 - Avalon West

#435 - St. Anne's Academy, Dunville

Classification: Rural Community/Avalon Region**
Offers Distance Education: No

Grades: K-9

Number of Grades: 10

[School FTE PTR : 13.0](#)

[District FTE PTR : 13.5](#)

[Provincial FTE PTR : 13.5](#)

[FTE Teachers](#) *** : 24.0

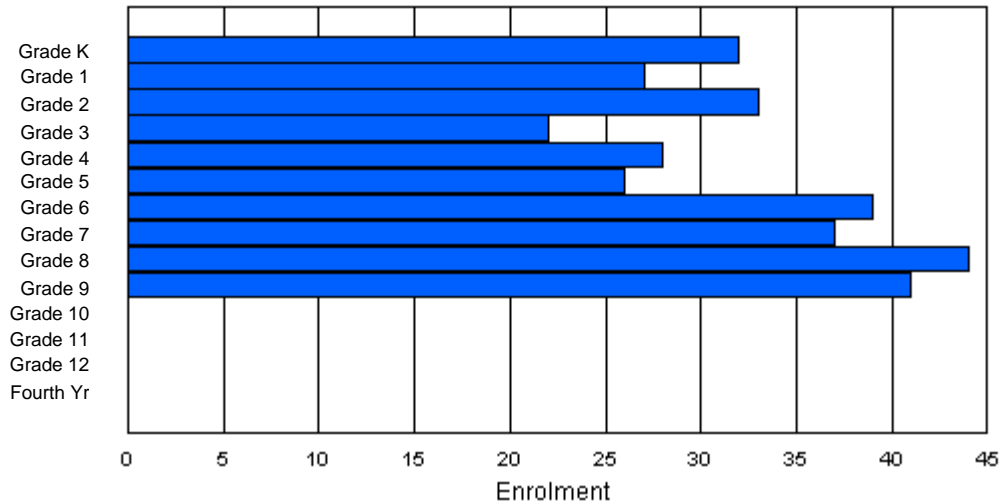
Enrolment By Age and Gender

Gender	Age																Total
	5	6	7	8	9	10	11	12	13	14	15	16	17	18	19	20>	
Male	16	13	20	9	14	15	20	19	29	23	2	0	0	0	0	0	180
Female	16	12	15	11	14	12	20	17	16	16	0	0	0	0	0	0	149
Total	32	25	35	20	28	27	40	36	45	39	2	0	0	0	0	0	329

Enrolment By Grade and Gender

Gender	Grade														Total
	K	1	2	3	4	5	6	7	8	9	10	11	12	4th	
Male	16	14	19	10	15	14	19	20	28	25	0	0	0	0	180
Female	16	13	14	12	13	12	20	17	16	16	0	0	0	0	149
Total	32	27	33	22	28	26	39	37	44	41	0	0	0	0	329

Enrolment By Grade
For St. Anne's Academy



* Data from the 2002-2003 AGR(Enrolment/Age as of the last day in Sept./Dec.)

** Newfoundland Statistics Classification System

*** May include itinerant teachers



**School Description Report
2002-03**

District 9 - Avalon West

#274 - St. Catherine's Academy, Mount Carmel

Classification: Rural Community/Avalon Region**
Offers Distance Education: Yes

Grades: K-12

Number of Grades: 13

[School FTE PTR : 11.6](#)

[District FTE PTR : 13.5](#)

[Provincial FTE PTR : 13.5](#)

[FTE Teachers](#) *** : 22.5

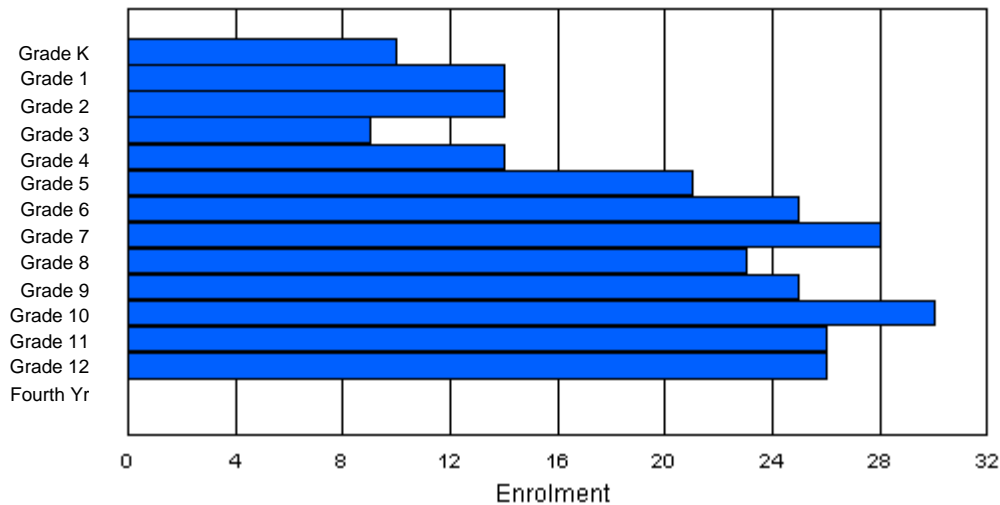
Enrolment By Age and Gender

Gender	Age																Total
	5	6	7	8	9	10	11	12	13	14	15	16	17	18	19	20>	
Male	4	10	7	5	6	10	18	11	12	16	15	11	14	3	0	0	142
Female	6	4	7	4	8	11	5	18	8	13	12	16	11	0	0	0	123
Total	10	14	14	9	14	21	23	29	20	29	27	27	25	3	0	0	265

Enrolment By Grade and Gender

Gender	Grade														Total
	K	1	2	3	4	5	6	7	8	9	10	11	12	4th	
Male	4	10	7	5	6	10	18	11	16	12	16	11	16	0	142
Female	6	4	7	4	8	11	7	17	7	13	14	15	10	0	123
Total	10	14	14	9	14	21	25	28	23	25	30	26	26	0	265

Enrolment By Grade
For St. Catherine's Academy



* Data from the 2002-2003 AGR(Enrolment/Age as of the last day in Sept./Dec.)

** Newfoundland Statistics Classification System

*** May include itinerant teachers



School Description Report 2002-03

District 9 - Avalon West

#281 - St. Edward's Elementary, Placentia

Classification: Rural Community/Avalon Region**
Offers Distance Education: No

Grades: K-8

Number of Grades: 9

[School FTE PTR : 14.4](#)

[District FTE PTR : 13.5](#)

[Provincial FTE PTR : 13.5](#)

[FTE Teachers](#) *** : 19.3

Enrolment By Age and Gender

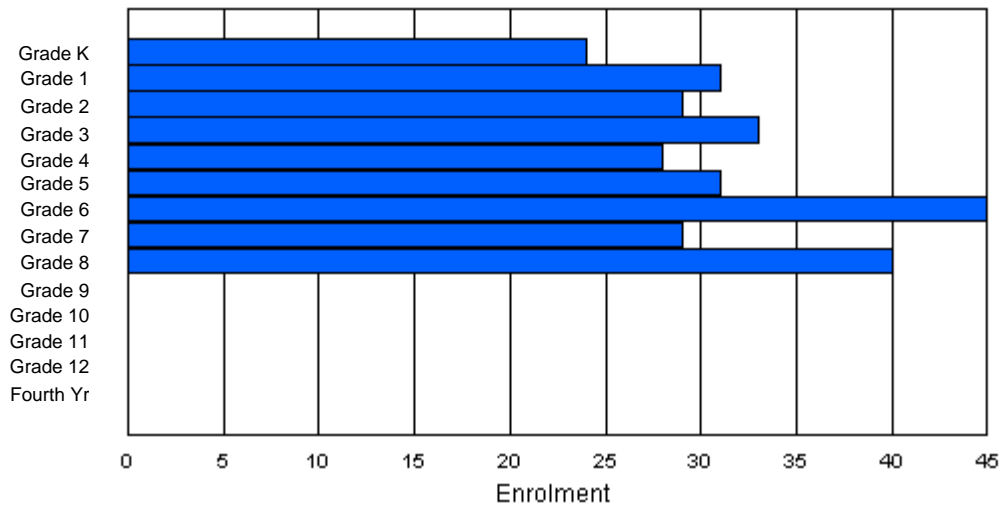
Gender	Age																Total
	5	6	7	8	9	10	11	12	13	14	15	16	17	18	19	20>	
Male	12	9	19	21	15	18	18	17	21	2	0	0	0	0	0	0	152
Female	12	19	10	10	17	13	25	13	19	0	0	0	0	0	0	0	138
Total	24	28	29	31	32	31	43	30	40	2	0	0	0	0	0	0	290

Enrolment By Grade and Gender

Gender	Grade														Total
	K	1	2	3	4	5	6	7	8	9	10	11	12	4th	
Male	12	11	19	21	13	18	20	15	23	0	0	0	0	0	152
Female	12	20	10	12	15	13	25	14	17	0	0	0	0	0	138
Total	24	31	29	33	28	31	45	29	40	0	0	0	0	0	290

Enrolment By Grade

For St. Edward's Elementary



* Data from the 2002-2003 AGR(Enrolment/Age as of the last day in Sept./Dec.)

** Newfoundland Statistics Classification System

*** May include itinerant teachers



**School Description Report
2002-03**

District 9 - Avalon West

#269 - St. Francis, Harbour Grace

Classification: Rural Community/Avalon Region**
Offers Distance Education: No

Grades: 5-9

Number of Grades: 5

[School FTE PTR : 13.4](#)

[District FTE PTR : 13.5](#)

[Provincial FTE PTR : 13.5](#)

[FTE Teachers](#) *** : 16.0

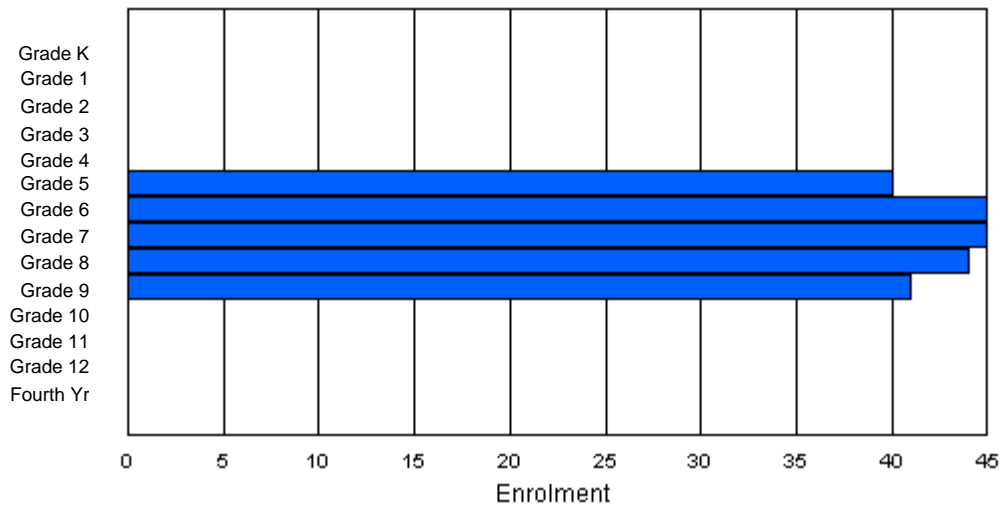
Enrolment By Age and Gender

Gender	Age																	Total
	5	6	7	8	9	10	11	12	13	14	15	16	17	18	19	20>		
Male	0	0	0	0	0	18	19	31	17	26	1	0	0	0	0	0	112	
Female	0	0	0	0	0	22	26	20	10	24	1	0	0	0	0	0	103	
Total	0	0	0	0	0	40	45	51	27	50	2	0	0	0	0	0	215	

Enrolment By Grade and Gender

Gender	Grade															Total
	K	1	2	3	4	5	6	7	8	9	10	11	12	4th		
Male	0	0	0	0	0	18	20	24	25	25	0	0	0	0	112	
Female	0	0	0	0	0	22	25	21	19	16	0	0	0	0	103	
Total	0	0	0	0	0	40	45	45	44	41	0	0	0	0	215	

Enrolment By Grade
For St. Francis



* Data from the 2002-2003 AGR(Enrolment/Age as of the last day in Sept./Dec.)

** Newfoundland Statistics Classification System

*** May include itinerant teachers



**School Description Report
2002-03**

District 9 - Avalon West

#256 - St. Joseph's Intermediate, Carbonear

Classification: Rural Community/Avalon Region**
Offers Distance Education: No

Grades: 6-9

Number of Grades: 4

[School FTE PTR : 14.3](#)

[District FTE PTR : 13.5](#)

[Provincial FTE PTR : 13.5](#)

[FTE Teachers](#) *** : 18.5

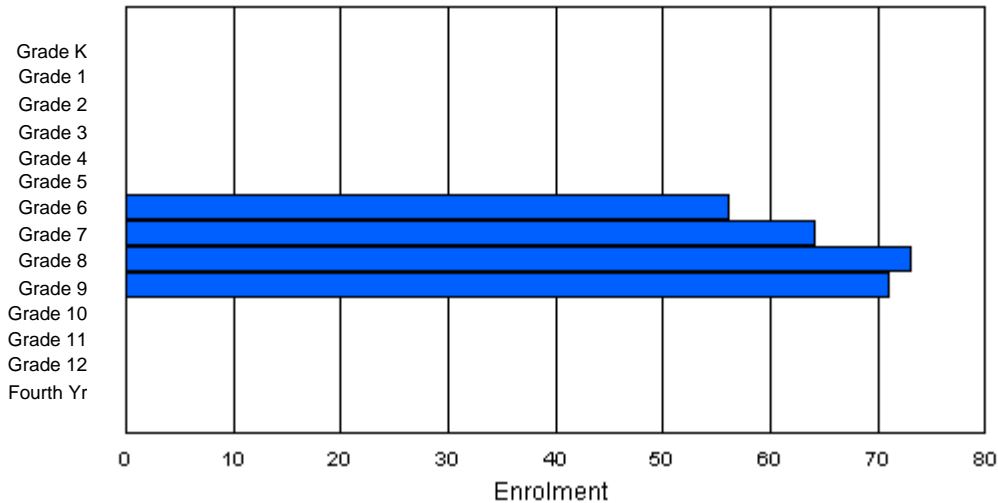
Enrolment By Age and Gender

Gender	Age																	Total
	5	6	7	8	9	10	11	12	13	14	15	16	17	18	19	20>		
Male	0	0	0	0	0	0	30	32	41	41	2	0	0	0	0	0	146	
Female	0	0	0	0	0	0	25	30	30	30	2	1	0	0	0	0	118	
Total	0	0	0	0	0	0	55	62	71	71	4	1	0	0	0	0	264	

Enrolment By Grade and Gender

Gender	Grade														Total
	K	1	2	3	4	5	6	7	8	9	10	11	12	4th	
Male	0	0	0	0	0	0	32	33	40	41	0	0	0	0	146
Female	0	0	0	0	0	0	24	31	33	30	0	0	0	0	118
Total	0	0	0	0	0	0	56	64	73	71	0	0	0	0	264

Enrolment By Grade
For St. Joseph's Intermediate



* Data from the 2002-2003 AGR(Enrolment/Age as of the last day in Sept./Dec.)

** Newfoundland Statistics Classification System

*** May include itinerant teachers



School Description Report 2002-03

District 9 - Avalon West

#289 - St. Peter's Elementary, Upper Island Cove

Classification: Rural Community/Avalon Region**
Offers Distance Education: No

Grades: K-9

Number of Grades: 10

[School FTE PTR : 13.5](#)

[District FTE PTR : 13.5](#)

[Provincial FTE PTR : 13.5](#)

[FTE Teachers](#) *** : 20.0

Enrolment By Age and Gender

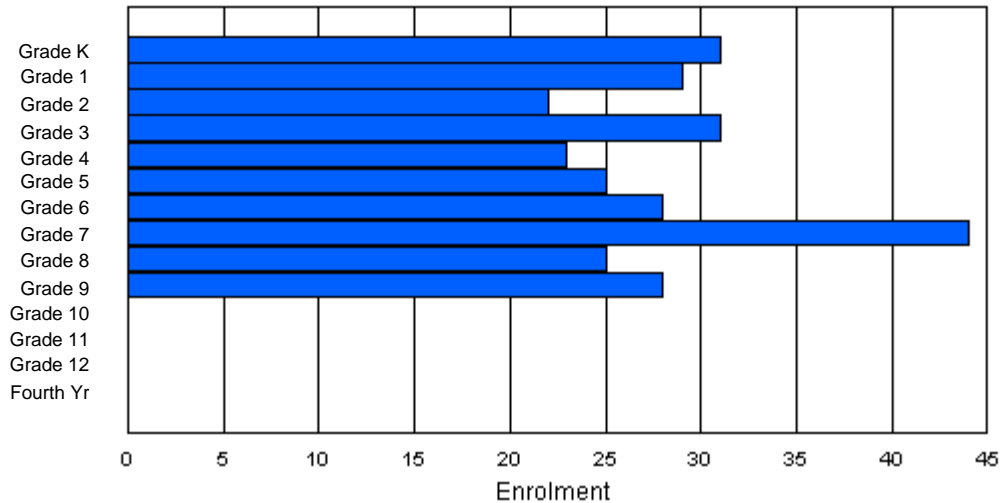
Gender	Age																	Total
	5	6	7	8	9	10	11	12	13	14	15	16	17	18	19	20>		
Male	16	12	14	15	8	10	17	17	18	15	1	0	0	0	0	0	143	
Female	15	14	9	17	13	14	13	11	23	14	0	0	0	0	0	0	143	
Total	31	26	23	32	21	24	30	28	41	29	1	0	0	0	0	0	286	

Enrolment By Grade and Gender

Gender	Grade														Total
	K	1	2	3	4	5	6	7	8	9	10	11	12	4th	
Male	16	14	12	15	11	9	17	20	15	14	0	0	0	0	143
Female	15	15	10	16	12	16	11	24	10	14	0	0	0	0	143
Total	31	29	22	31	23	25	28	44	25	28	0	0	0	0	286

Enrolment By Grade

For St. Peter's Elementary



* Data from the 2002-2003 AGR(Enrolment/Age as of the last day in Sept./Dec.)

** Newfoundland Statistics Classification System

*** May include itinerant teachers



**School Description Report
2002-03**

District 9 - Avalon West

#433 - Tricon Elementary, Bay de Verde

Classification: Rural Community/Avalon Region**
Offers Distance Education: No

Grades: K-6

Number of Grades: 7

[School FTE PTR : 11.2](#)

[District FTE PTR : 13.5](#)

[Provincial FTE PTR : 13.5](#)

[FTE Teachers](#) *** : 10.0

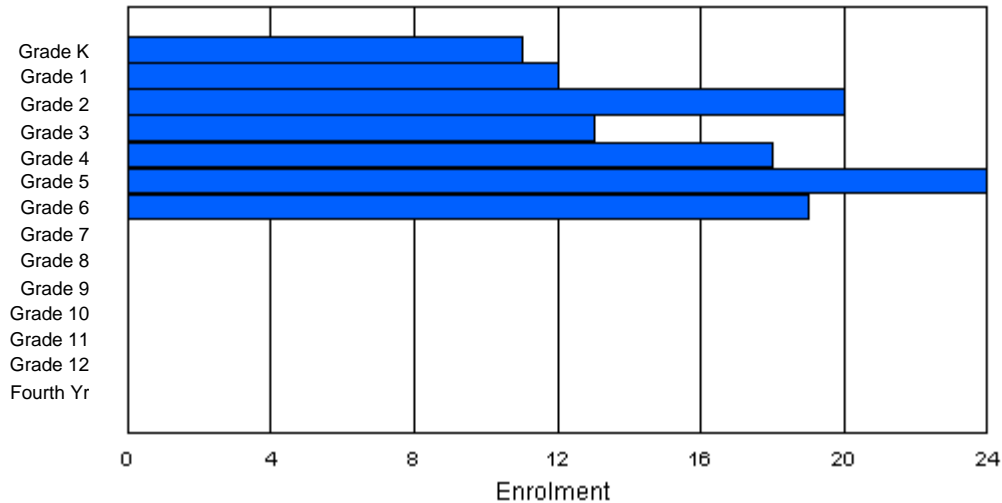
Enrolment By Age and Gender

Gender	Age																	Total
	5	6	7	8	9	10	11	12	13	14	15	16	17	18	19	20>		
Male	8	8	8	8	9	16	10	0	0	0	0	0	0	0	0	0	67	
Female	3	4	12	5	8	9	9	0	0	0	0	0	0	0	0	0	50	
Total	11	12	20	13	17	25	19	0	0	0	0	0	0	0	0	0	117	

Enrolment By Grade and Gender

Gender	Grade															Total
	K	1	2	3	4	5	6	7	8	9	10	11	12	4th		
Male	8	8	8	8	10	15	10	0	0	0	0	0	0	0	67	
Female	3	4	12	5	8	9	9	0	0	0	0	0	0	0	50	
Total	11	12	20	13	18	24	19	0	0	0	0	0	0	0	117	

Enrolment By Grade
For Tricon Elementary



* Data from the 2002-2003 AGR(Enrolment/Age as of the last day in Sept./Dec.)

** Newfoundland Statistics Classification System

*** May include itinerant teachers



**School Description Report
2002-03**

District 9 - Avalon West

#446 - Whitbourne Elementary, Whitbourne

Classification: Rural Community/Avalon Region**
Offers Distance Education: No

Grades: K-6

Number of Grades: 7

[School FTE PTR : 9.1](#)

[District FTE PTR : 13.5](#)

[Provincial FTE PTR : 13.5](#)

[FTE Teachers](#) *** : 9.0

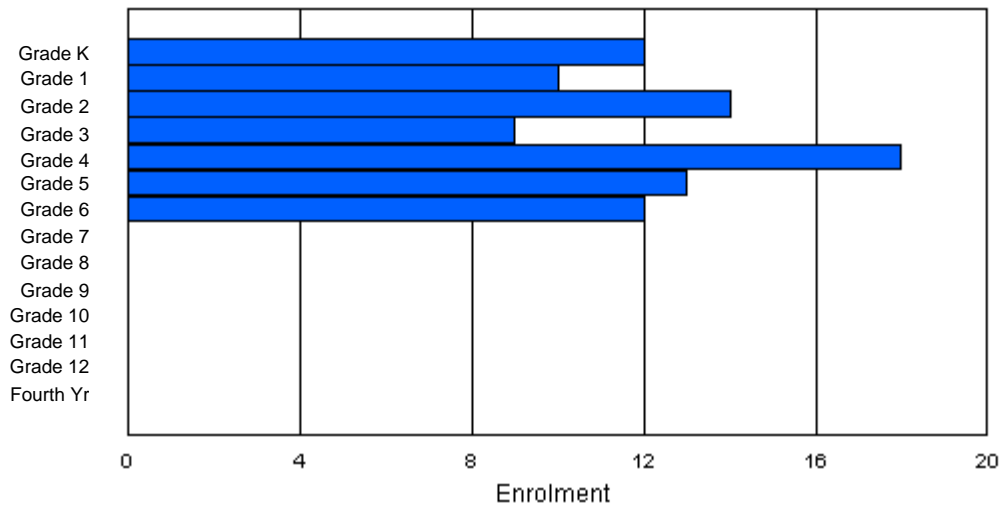
Enrolment By Age and Gender

Gender	Age																	Total
	5	6	7	8	9	10	11	12	13	14	15	16	17	18	19	20>		
Male	6	3	10	5	12	2	7	1	0	0	0	0	0	0	0	0	46	
Female	6	7	4	4	6	8	6	1	0	0	0	0	0	0	0	0	42	
Total	12	10	14	9	18	10	13	2	0	0	0	0	0	0	0	0	88	

Enrolment By Grade and Gender

Gender	Grade															Total
	K	1	2	3	4	5	6	7	8	9	10	11	12	4th		
Male	6	3	10	5	12	5	5	0	0	0	0	0	0	0	46	
Female	6	7	4	4	6	8	7	0	0	0	0	0	0	0	42	
Total	12	10	14	9	18	13	12	0	0	0	0	0	0	0	88	

Enrolment By Grade
For Whitbourne Elementary



* Data from the 2002-2003 AGR(Enrolment/Age as of the last day in Sept./Dec.)

** Newfoundland Statistics Classification System

*** May include itinerant teachers



**School Description Report
2002-03**

District 9 - Avalon West

#262 - Woodland Elementary, Dildo

Classification: Rural Community/Avalon Region**
Offers Distance Education: No

Grades: K-6

Number of Grades: 7

[School FTE PTR : 13.2](#)

[District FTE PTR : 13.5](#)

[Provincial FTE PTR : 13.5](#)

[FTE Teachers](#) *** : 16.0

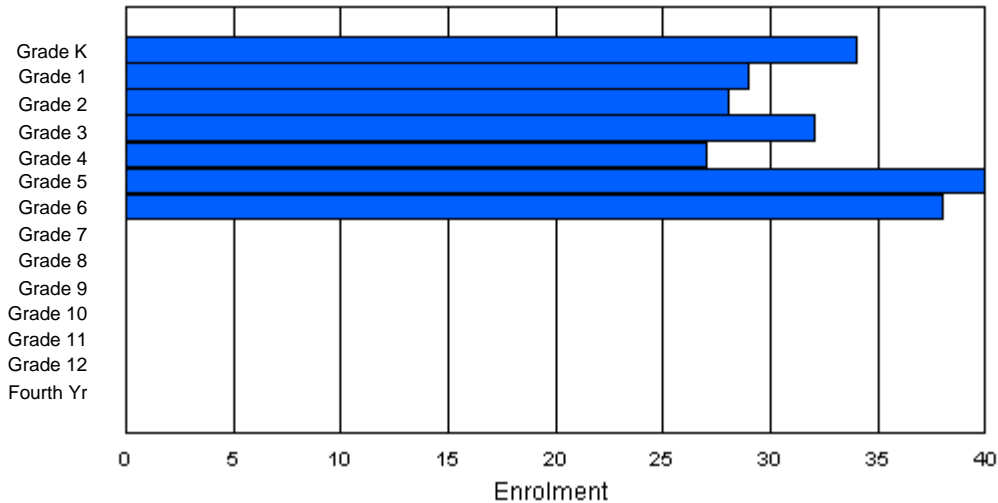
Enrolment By Age and Gender

Gender	Age																Total
	5	6	7	8	9	10	11	12	13	14	15	16	17	18	19	20>	
Male	14	18	11	19	18	22	20	0	0	0	0	0	0	0	0	0	122
Female	20	11	16	14	9	18	18	0	0	0	0	0	0	0	0	0	106
Total	34	29	27	33	27	40	38	0	0	0	0	0	0	0	0	0	228

Enrolment By Grade and Gender

Gender	Grade														Total
	K	1	2	3	4	5	6	7	8	9	10	11	12	4th	
Male	14	18	12	18	18	22	20	0	0	0	0	0	0	0	122
Female	20	11	16	14	9	18	18	0	0	0	0	0	0	0	106
Total	34	29	28	32	27	40	38	0	0	0	0	0	0	0	228

Enrolment By Grade
For Woodland Elementary



* Data from the 2002-2003 AGR(Enrolment/Age as of the last day in Sept./Dec.)

** Newfoundland Statistics Classification System

*** May include itinerant teachers



**School Description Report
2002-03**

District 10 - Avalon East

#447 - Baltimore School, Ferryland

Classification: Rural Community/Avalon Region**
Offers Distance Education: No

Grades: K-12

Number of Grades: 13

[School FTE PTR : 13.8](#)

[District FTE PTR : 15.3](#)

[Provincial FTE PTR : 13.5](#)

[FTE Teachers](#) *** : 32.5

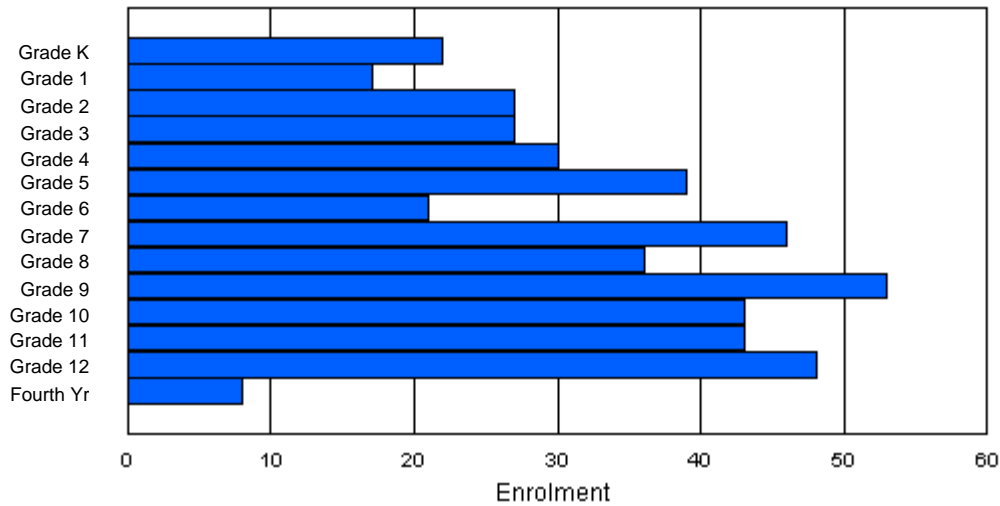
Enrolment By Age and Gender

Gender	Age																	Total
	5	6	7	8	9	10	11	12	13	14	15	16	17	18	19	20>		
Male	11	9	14	14	18	20	17	26	17	32	25	24	21	11	0	0	259	
Female	11	8	13	13	12	15	8	17	14	20	21	18	29	2	0	0	201	
Total	22	17	27	27	30	35	25	43	31	52	46	42	50	13	0	0	460	

Enrolment By Grade and Gender

Gender	Grade														Total
	K	1	2	3	4	5	6	7	8	9	10	11	12	4th	
Male	11	9	14	14	18	21	13	27	22	32	23	23	26	6	259
Female	11	8	13	13	12	18	8	19	14	21	20	20	22	2	201
Total	22	17	27	27	30	39	21	46	36	53	43	43	48	8	460

Enrolment By Grade
For Baltimore School



* Data from the 2002-2003 AGR(Enrolment/Age as of the last day in Sept./Dec.)

** Newfoundland Statistics Classification System

*** May include itinerant teachers



**School Description Report
2002-03**

District 10 - Avalon East

#320 - Beachy Cove Elementary, Portugal Cove - St. P

Classification: Urban Community/Avalon Region**
Offers Distance Education: No

Grades: K-6

Number of Grades: 7

[School FTE PTR : 17.4](#)

[District FTE PTR : 15.3](#)

[Provincial FTE PTR : 13.5](#)

[FTE Teachers](#) *** : 28.5

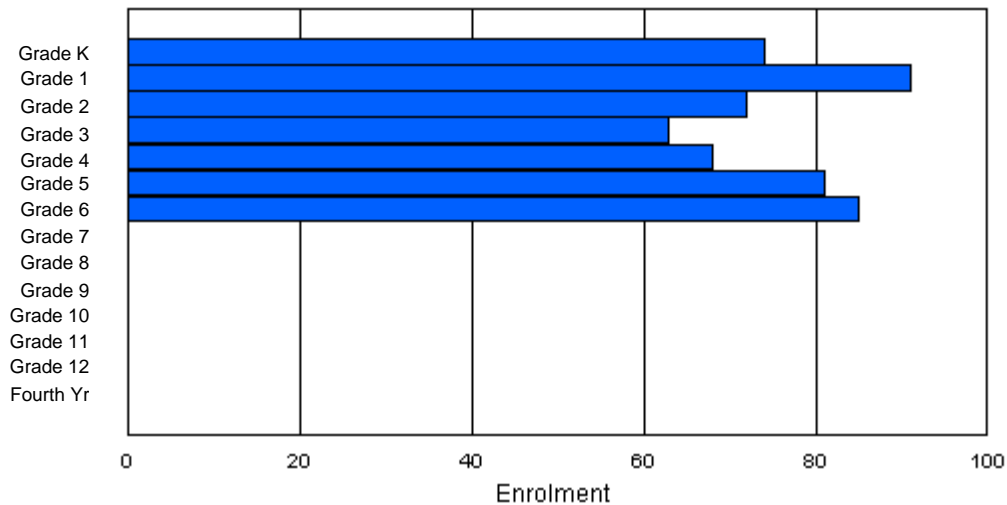
Enrolment By Age and Gender

Gender	Age																Total
	5	6	7	8	9	10	11	12	13	14	15	16	17	18	19	20>	
Male	36	50	39	31	37	39	44	3	0	0	0	0	0	0	0	0	279
Female	35	43	32	27	34	39	43	2	0	0	0	0	0	0	0	0	255
Total	71	93	71	58	71	78	87	5	0	0	0	0	0	0	0	0	534

Enrolment By Grade and Gender

Gender	Grade														Total
	K	1	2	3	4	5	6	7	8	9	10	11	12	4th	
Male	39	47	40	35	36	41	41	0	0	0	0	0	0	0	279
Female	35	44	32	28	32	40	44	0	0	0	0	0	0	0	255
Total	74	91	72	63	68	81	85	0	0	0	0	0	0	0	534

Enrolment By Grade
For Beachy Cove Elementary



* Data from the 2002-2003 AGR(Enrolment/Age as of the last day in Sept./Dec.)

** Newfoundland Statistics Classification System

*** May include itinerant teachers



**School Description Report
2002-03**

District 10 - Avalon East

#324 - Beaconsfield Junior High, St. John's

Classification: Urban Community/Avalon Region**
Offers Distance Education: No

Grades: 7-9

Number of Grades: 3

[School FTE PTR : 16.5](#)

[District FTE PTR : 15.3](#)

[Provincial FTE PTR : 13.5](#)

[FTE Teachers](#) *** : 34.0

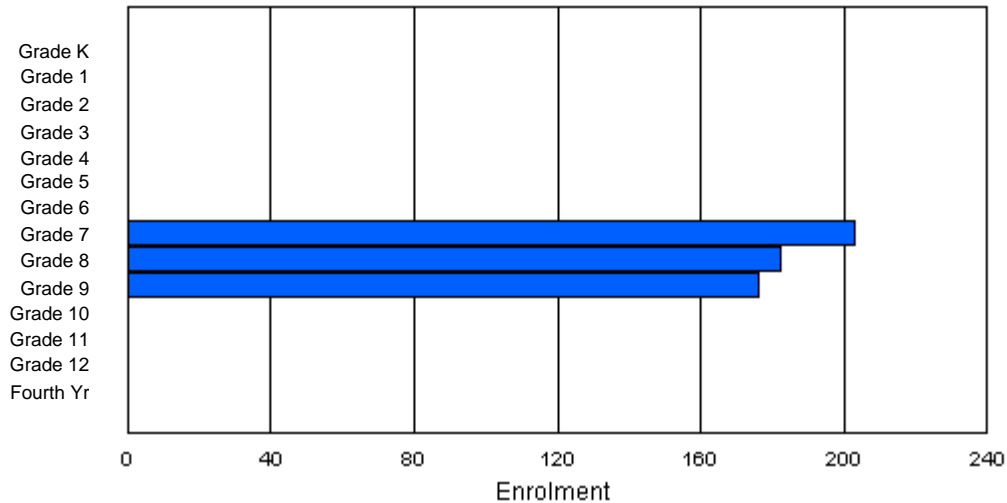
Enrolment By Age and Gender

Gender	Age																	Total
	5	6	7	8	9	10	11	12	13	14	15	16	17	18	19	20>		
Male	0	0	0	0	0	0	0	94	88	80	21	1	0	0	0	0	284	
Female	0	0	0	0	0	0	0	90	92	83	11	1	0	0	0	0	277	
Total	0	0	0	0	0	0	0	184	180	163	32	2	0	0	0	0	561	

Enrolment By Grade and Gender

Gender	Grade															Total
	K	1	2	3	4	5	6	7	8	9	10	11	12	4th		
Male	0	0	0	0	0	0	0	108	83	93	0	0	0	0	284	
Female	0	0	0	0	0	0	0	95	99	83	0	0	0	0	277	
Total	0	0	0	0	0	0	0	203	182	176	0	0	0	0	561	

Enrolment By Grade
For Beaconsfield Junior High



* Data from the 2002-2003 AGR(Enrolment/Age as of the last day in Sept./Dec.)

** Newfoundland Statistics Classification System

*** May include itinerant teachers



**School Description Report
2002-03**

District 10 - Avalon East

#325 - Bishop Abraham, St. John's

Classification: Urban Community/Avalon Region**
Offers Distance Education: No

Grades: K-6

Number of Grades: 7

[School FTE PTR : 12.6](#)

[District FTE PTR : 15.3](#)

[Provincial FTE PTR : 13.5](#)

[FTE Teachers](#) *** : 20.3

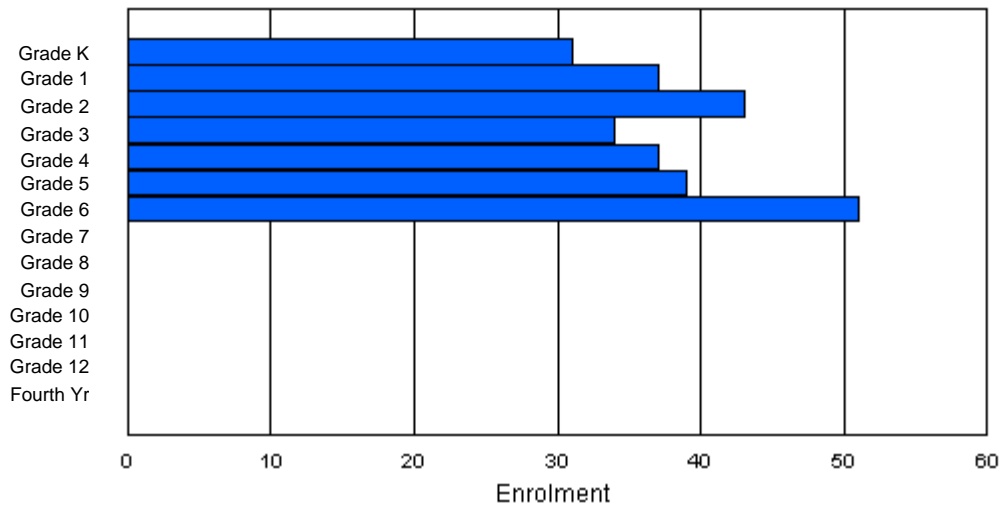
Enrolment By Age and Gender

Gender	Age																Total
	5	6	7	8	9	10	11	12	13	14	15	16	17	18	19	20>	
Male	21	17	23	16	18	21	26	8	0	0	0	0	0	0	0	0	150
Female	8	16	22	11	12	29	23	1	0	0	0	0	0	0	0	0	122
Total	29	33	45	27	30	50	49	9	0	0	0	0	0	0	0	0	272

Enrolment By Grade and Gender

Gender	Grade														Total
	K	1	2	3	4	5	6	7	8	9	10	11	12	4th	
Male	23	20	20	20	19	20	28	0	0	0	0	0	0	0	150
Female	8	17	23	14	18	19	23	0	0	0	0	0	0	0	122
Total	31	37	43	34	37	39	51	0	0	0	0	0	0	0	272

Enrolment By Grade
For Bishop Abraham



* Data from the 2002-2003 AGR(Enrolment/Age as of the last day in Sept./Dec.)

** Newfoundland Statistics Classification System

*** May include itinerant teachers



**School Description Report
2002-03**

District 10 - Avalon East

#326 - Bishop Feild Elementary, St. John's

Classification: Urban Community/Avalon Region**
Offers Distance Education: No

Grades: K-6

Number of Grades: 7

[School FTE PTR : 12.3](#)

[District FTE PTR : 15.3](#)

[Provincial FTE PTR : 13.5](#)

[FTE Teachers](#) *** : 23.4

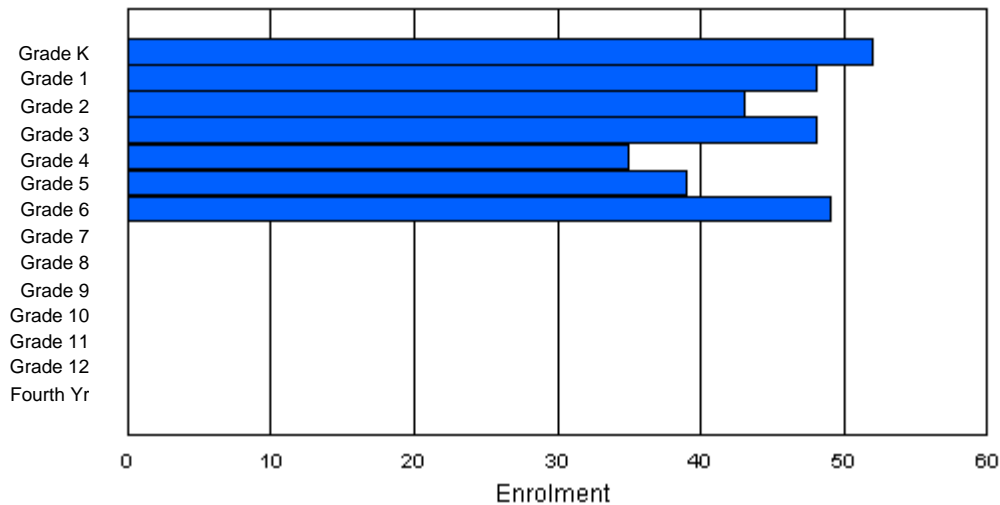
Enrolment By Age and Gender

Gender	Age																Total
	5	6	7	8	9	10	11	12	13	14	15	16	17	18	19	20>	
Male	22	21	22	23	16	19	23	3	0	0	0	0	0	0	0	0	149
Female	29	24	23	26	19	19	24	1	0	0	0	0	0	0	0	0	165
Total	51	45	45	49	35	38	47	4	0	0	0	0	0	0	0	0	314

Enrolment By Grade and Gender

Gender	Grade														Total
	K	1	2	3	4	5	6	7	8	9	10	11	12	4th	
Male	23	23	20	22	17	20	24	0	0	0	0	0	0	0	149
Female	29	25	23	26	18	19	25	0	0	0	0	0	0	0	165
Total	52	48	43	48	35	39	49	0	0	0	0	0	0	0	314

Enrolment By Grade
For Bishop Feild Elementary



* Data from the 2002-2003 AGR(Enrolment/Age as of the last day in Sept./Dec.)

** Newfoundland Statistics Classification System

*** May include itinerant teachers



**School Description Report
2002-03**

District 10 - Avalon East

#327 - Bishops College, St. John's

Classification: Urban Community/Avalon Region**
Offers Distance Education: No

Grades: 10-12

Number of Grades: 3

[School FTE PTR : 17.0](#)

[District FTE PTR : 15.3](#)

[Provincial FTE PTR : 13.5](#)

[FTE Teachers](#) *** : 41.8

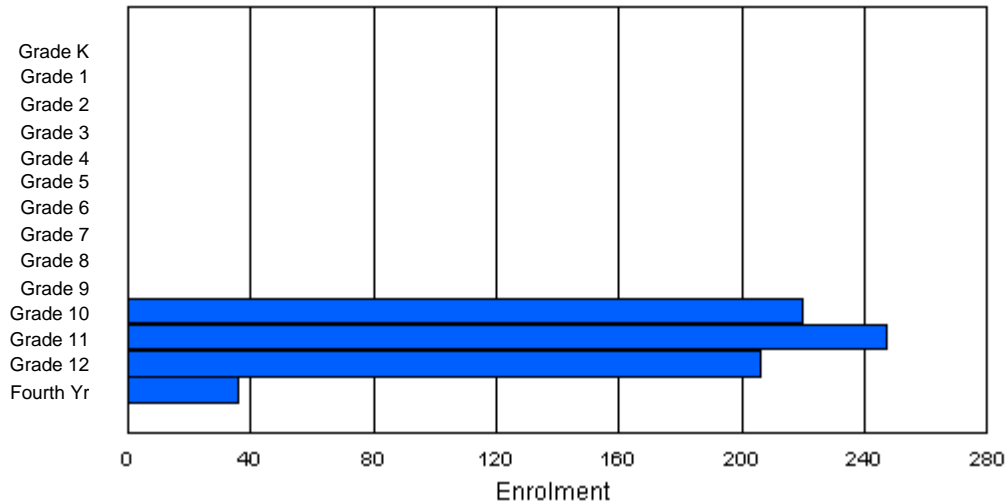
Enrolment By Age and Gender

Gender	Age																	Total
	5	6	7	8	9	10	11	12	13	14	15	16	17	18	19	20>		
Male	0	0	0	0	0	0	0	0	0	1	81	138	109	45	5	0	379	
Female	0	0	0	0	0	0	0	0	0	1	100	104	98	24	3	0	330	
Total	0	0	0	0	0	0	0	0	0	2	181	242	207	69	8	0	709	

Enrolment By Grade and Gender

Gender	Grade															Total
	K	1	2	3	4	5	6	7	8	9	10	11	12	4th		
Male	0	0	0	0	0	0	0	0	0	0	105	143	107	24	379	
Female	0	0	0	0	0	0	0	0	0	0	115	104	99	12	330	
Total	0	0	0	0	0	0	0	0	0	0	220	247	206	36	709	

Enrolment By Grade
For Bishops College



* Data from the 2002-2003 AGR(Enrolment/Age as of the last day in Sept./Dec.)

** Newfoundland Statistics Classification System

*** May include itinerant teachers



**School Description Report
2002-03**

District 10 - Avalon East

#328 - Booth Memorial High School, St. John's

Classification: Urban Community/Avalon Region**
Offers Distance Education: No

Grades: 10-12

Number of Grades: 3

[School FTE PTR : 16.1](#)

[District FTE PTR : 15.3](#)

[Provincial FTE PTR : 13.5](#)

[FTE Teachers](#) *** : 37.5

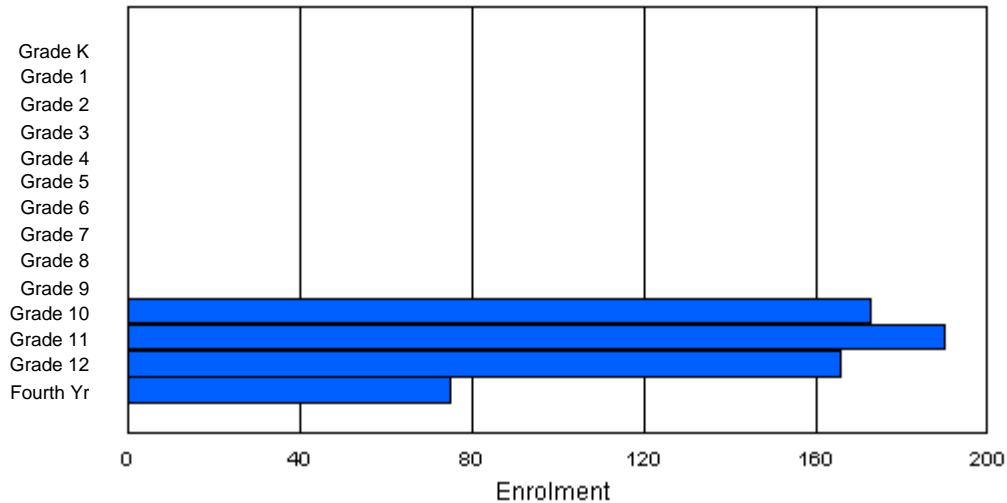
Enrolment By Age and Gender

Gender	Age																	Total
	5	6	7	8	9	10	11	12	13	14	15	16	17	18	19	20>		
Male	0	0	0	0	0	0	0	0	0	0	66	103	89	45	11	8	322	
Female	0	0	0	0	0	0	0	0	0	0	79	82	84	28	5	4	282	
Total	0	0	0	0	0	0	0	0	0	0	145	185	173	73	16	12	604	

Enrolment By Grade and Gender

Gender	Grade															Total
	K	1	2	3	4	5	6	7	8	9	10	11	12	4th		
Male	0	0	0	0	0	0	0	0	0	0	87	101	84	50	322	
Female	0	0	0	0	0	0	0	0	0	0	86	89	82	25	282	
Total	0	0	0	0	0	0	0	0	0	0	173	190	166	75	604	

Enrolment By Grade
For Booth Memorial High School



* Data from the 2002-2003 AGR(Enrolment/Age as of the last day in Sept./Dec.)

** Newfoundland Statistics Classification System

*** May include itinerant teachers



**School Description Report
2002-03**

District 10 - Avalon East

#330 - Brother Rice Junior High, St. John's

Classification: Urban Community/Avalon Region**
Offers Distance Education: No

Grades: 7-9

Number of Grades: 3

[School FTE PTR : 16.8](#)

[District FTE PTR : 15.3](#)

[Provincial FTE PTR : 13.5](#)

[FTE Teachers](#) *** : 34.0

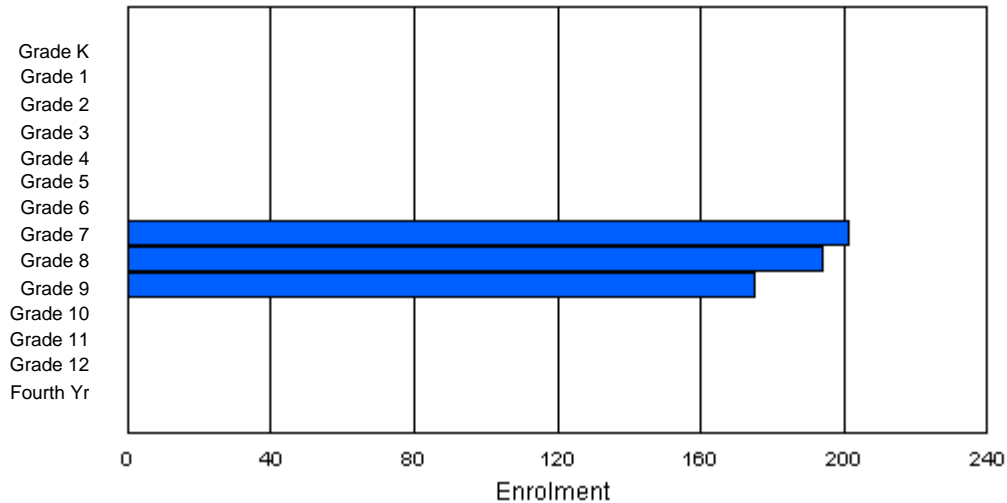
Enrolment By Age and Gender

Gender	Age																	Total
	5	6	7	8	9	10	11	12	13	14	15	16	17	18	19	20>		
Male	0	0	0	0	0	0	0	95	84	81	15	4	0	0	0	0	279	
Female	0	0	0	0	0	0	0	101	90	85	13	2	0	0	0	0	291	
Total	0	0	0	0	0	0	0	196	174	166	28	6	0	0	0	0	570	

Enrolment By Grade and Gender

Gender	Grade															Total
	K	1	2	3	4	5	6	7	8	9	10	11	12	4th		
Male	0	0	0	0	0	0	0	97	96	86	0	0	0	0	279	
Female	0	0	0	0	0	0	0	104	98	89	0	0	0	0	291	
Total	0	0	0	0	0	0	0	201	194	175	0	0	0	0	570	

Enrolment By Grade
For Brother Rice Junior High



* Data from the 2002-2003 AGR(Enrolment/Age as of the last day in Sept./Dec.)

** Newfoundland Statistics Classification System

*** May include itinerant teachers



**School Description Report
2002-03**

District 10 - Avalon East

#473 - Cape St. Francis Elementary, Pouch Cove

Classification: Urban Community/ Region**
Offers Distance Education: No

Grades: K-6

Number of Grades: 7

[School FTE PTR : 13.1](#)

[District FTE PTR : 15.3](#)

[Provincial FTE PTR : 13.5](#)

[FTE Teachers](#) *** : 18.8

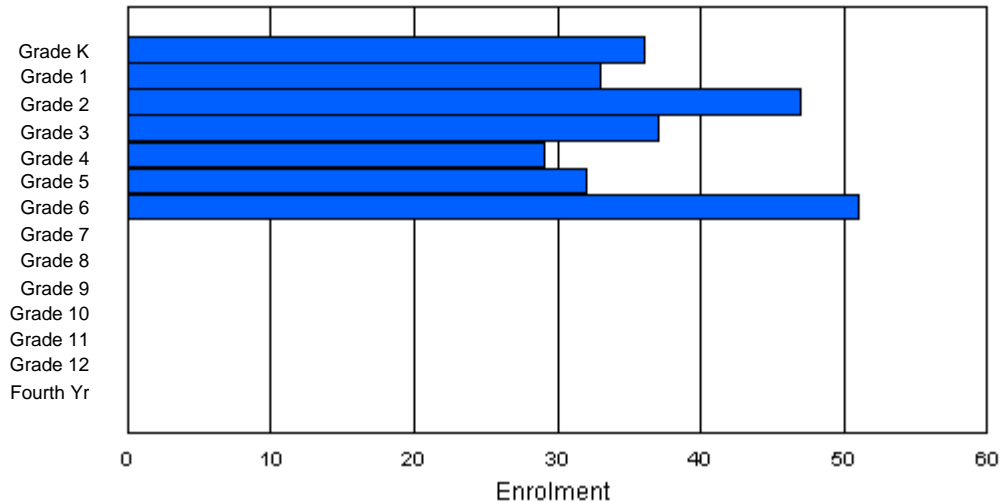
Enrolment By Age and Gender

Gender	Age																Total
	5	6	7	8	9	10	11	12	13	14	15	16	17	18	19	20>	
Male	21	18	21	20	14	17	20	3	0	0	0	0	0	0	0	0	134
Female	14	17	23	17	16	17	26	1	0	0	0	0	0	0	0	0	131
Total	35	35	44	37	30	34	46	4	0	0	0	0	0	0	0	0	265

Enrolment By Grade and Gender

Gender	Grade														Total
	K	1	2	3	4	5	6	7	8	9	10	11	12	4th	
Male	21	18	22	20	14	16	23	0	0	0	0	0	0	0	134
Female	15	15	25	17	15	16	28	0	0	0	0	0	0	0	131
Total	36	33	47	37	29	32	51	0	0	0	0	0	0	0	265

Enrolment By Grade
For Cape St. Francis Elementary



* Data from the 2002-2003 AGR(Enrolment/Age as of the last day in Sept./Dec.)

** Newfoundland Statistics Classification System

*** May include itinerant teachers



**School Description Report
2002-03**

District 10 - Avalon East

#331 - Cowan Heights Elementary School, St. John's

Classification: Urban Community/Avalon Region**
Offers Distance Education: No

Grades: K-6

Number of Grades: 7

[School FTE PTR : 16.4](#)

[District FTE PTR : 15.3](#)

[Provincial FTE PTR : 13.5](#)

[FTE Teachers](#) *** : 29.8

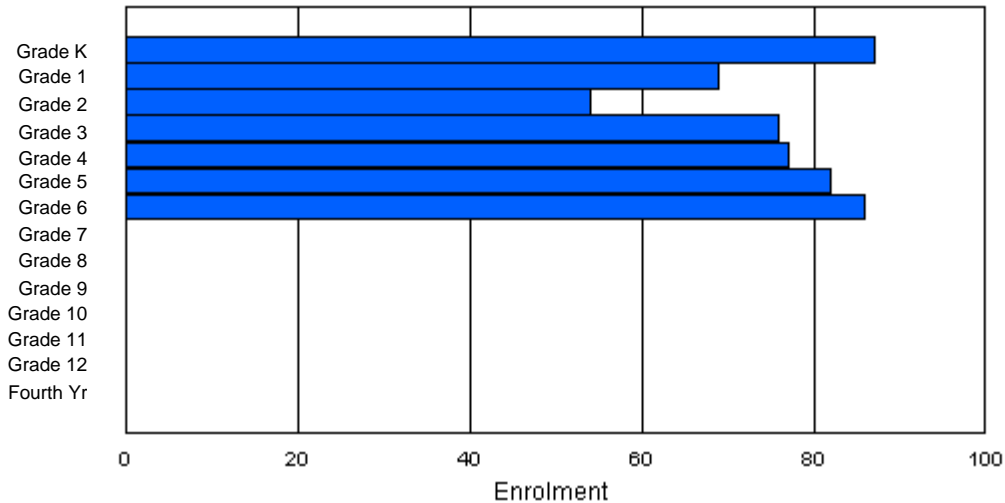
Enrolment By Age and Gender

Gender	Age																	Total
	5	6	7	8	9	10	11	12	13	14	15	16	17	18	19	20>		
Male	48	27	27	46	38	40	47	5	0	0	0	0	0	0	0	0	278	
Female	39	40	25	31	36	39	41	2	0	0	0	0	0	0	0	0	253	
Total	87	67	52	77	74	79	88	7	0	0	0	0	0	0	0	0	531	

Enrolment By Grade and Gender

Gender	Grade															Total
	K	1	2	3	4	5	6	7	8	9	10	11	12	4th		
Male	48	28	30	43	40	45	44	0	0	0	0	0	0	0	278	
Female	39	41	24	33	37	37	42	0	0	0	0	0	0	0	253	
Total	87	69	54	76	77	82	86	0	0	0	0	0	0	0	531	

Enrolment By Grade
For Cowan Heights Elementary School



* Data from the 2002-2003 AGR(Enrolment/Age as of the last day in Sept./Dec.)

** Newfoundland Statistics Classification System

*** May include itinerant teachers



**School Description Report
2002-03**

District 10 - Avalon East

#452 - District School, St. John's

Classification: Urban Community/Avalon Region**
Offers Distance Education: No

Grades: 8-12

Number of Grades: 5

[School FTE PTR : 1.0](#)

[District FTE PTR : 15.3](#)

[Provincial FTE PTR : 13.5](#)

[FTE Teachers](#) *** : 30.8

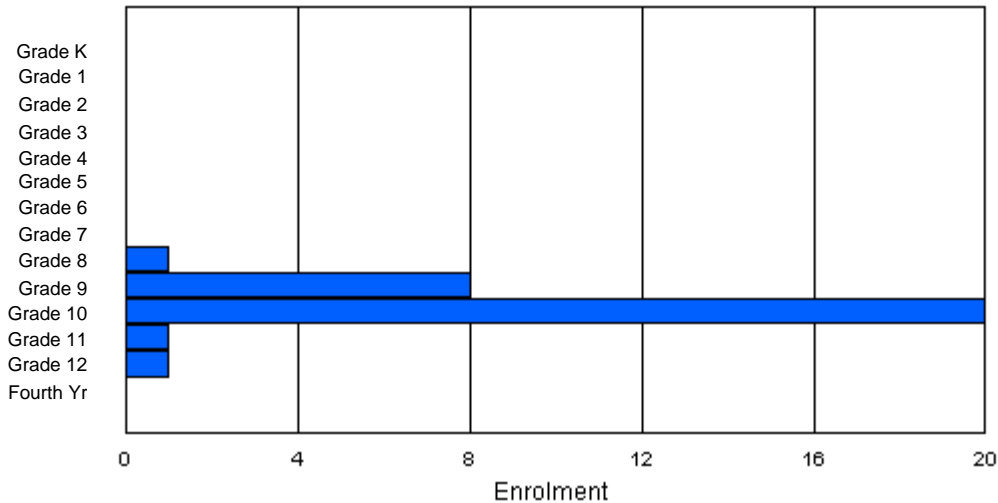
Enrolment By Age and Gender

Gender	Age																	Total
	5	6	7	8	9	10	11	12	13	14	15	16	17	18	19	20>		
Male	0	0	0	0	0	0	0	0	0	1	3	7	3	1	4	1	20	
Female	0	0	0	0	0	0	0	0	0	0	1	0	0	5	4	1	11	
Total	0	0	0	0	0	0	0	0	0	1	4	7	3	6	8	2	31	

Enrolment By Grade and Gender

Gender	Grade															Total
	K	1	2	3	4	5	6	7	8	9	10	11	12	4th		
Male	0	0	0	0	0	0	0	0	1	5	13	0	1	0	20	
Female	0	0	0	0	0	0	0	0	0	3	7	1	0	0	11	
Total	0	0	0	0	0	0	0	0	1	8	20	1	1	0	31	

Enrolment By Grade
For District School



* Data from the 2002-2003 AGR(Enrolment/Age as of the last day in Sept./Dec.)

** Newfoundland Statistics Classification System

*** May include itinerant teachers



**School Description Report
2002-03**

District 10 - Avalon East

#300 - Frank Roberts Junior High, Conception Bay South

Classification: Urban Community/Avalon Region**
Offers Distance Education: No

Grades: 7-9

Number of Grades: 3

[School FTE PTR : 16.5](#)

[District FTE PTR : 15.3](#)

[Provincial FTE PTR : 13.5](#)

[FTE Teachers](#) *** : 32.8

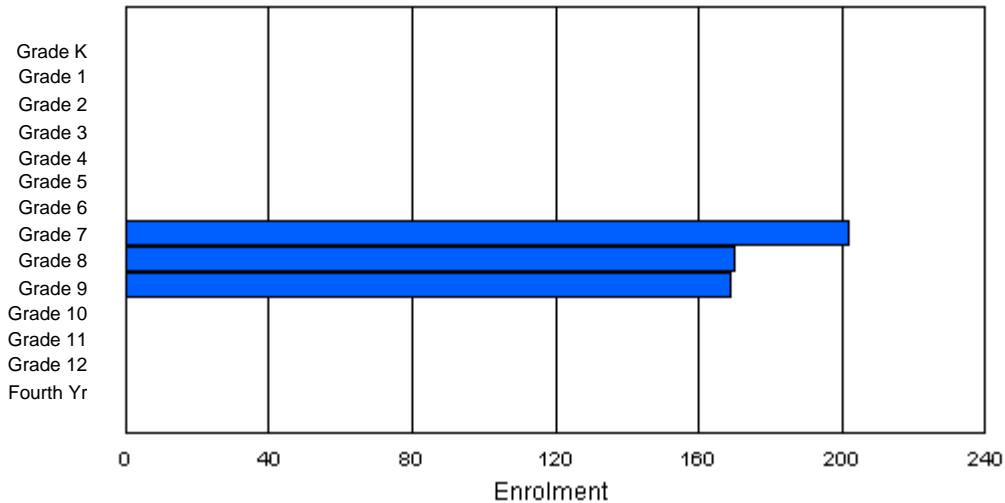
Enrolment By Age and Gender

Gender	Age																	Total
	5	6	7	8	9	10	11	12	13	14	15	16	17	18	19	20>		
Male	0	0	0	0	0	0	0	100	85	92	9	1	0	0	0	0	287	
Female	0	0	0	0	0	0	0	92	87	70	4	0	1	0	0	0	254	
Total	0	0	0	0	0	0	0	192	172	162	13	1	1	0	0	0	541	

Enrolment By Grade and Gender

Gender	Grade															Total
	K	1	2	3	4	5	6	7	8	9	10	11	12	4th		
Male	0	0	0	0	0	0	0	106	85	96	0	0	0	0	287	
Female	0	0	0	0	0	0	0	96	85	73	0	0	0	0	254	
Total	0	0	0	0	0	0	0	202	170	169	0	0	0	0	541	

Enrolment By Grade
For Frank Roberts Junior High



* Data from the 2002-2003 AGR(Enrolment/Age as of the last day in Sept./Dec.)

** Newfoundland Statistics Classification System

*** May include itinerant teachers



**School Description Report
2002-03**

District 10 - Avalon East

#336 - Gonzaga High School, St. John's

Classification: Urban Community/Avalon Region**
Offers Distance Education: No

Grades: 10-12

Number of Grades: 3

[School FTE PTR : 16.8](#)

[District FTE PTR : 15.3](#)

[Provincial FTE PTR : 13.5](#)

[FTE Teachers](#) *** : 41.7

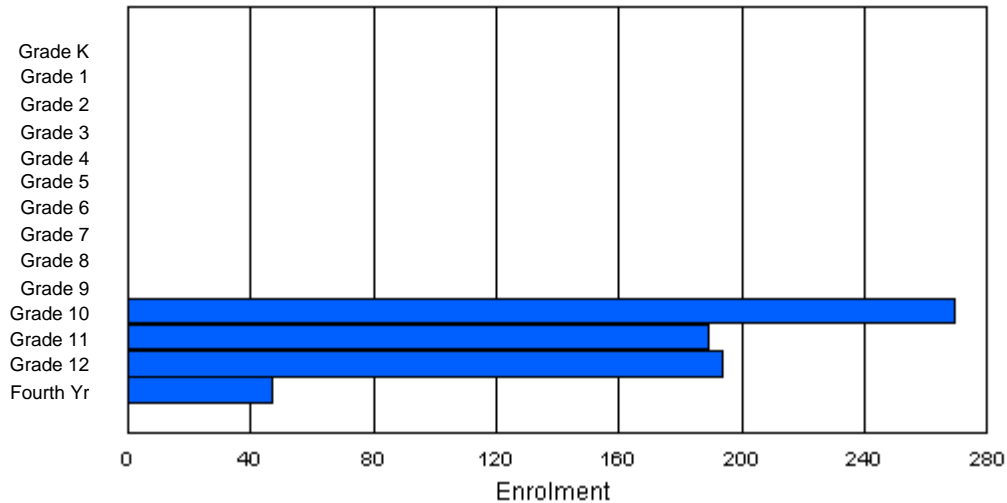
Enrolment By Age and Gender

Gender	Age																	Total
	5	6	7	8	9	10	11	12	13	14	15	16	17	18	19	20>		
Male	0	0	0	0	0	0	0	0	0	2	131	97	107	35	5	8	385	
Female	0	0	0	0	0	0	0	0	0	1	115	83	97	16	2	0	314	
Total	0	0	0	0	0	0	0	0	0	3	246	180	204	51	7	8	699	

Enrolment By Grade and Gender

Gender	Grade															Total
	K	1	2	3	4	5	6	7	8	9	10	11	12	4th		
Male	0	0	0	0	0	0	0	0	0	0	151	96	102	36	385	
Female	0	0	0	0	0	0	0	0	0	0	118	93	92	11	314	
Total	0	0	0	0	0	0	0	0	0	0	269	189	194	47	699	

Enrolment By Grade
For Gonzaga High School



* Data from the 2002-2003 AGR(Enrolment/Age as of the last day in Sept./Dec.)

** Newfoundland Statistics Classification System

*** May include itinerant teachers



**School Description Report
2002-03**

District 10 - Avalon East

#337 - Goulds Elementary, St. John's (Goulds)

Classification: Urban Community/Avalon Region**
Offers Distance Education: No

Grades: K-4

Number of Grades: 5

[School FTE PTR : 16.0](#)

[District FTE PTR : 15.3](#)

[Provincial FTE PTR : 13.5](#)

[FTE Teachers](#) *** : 28.2

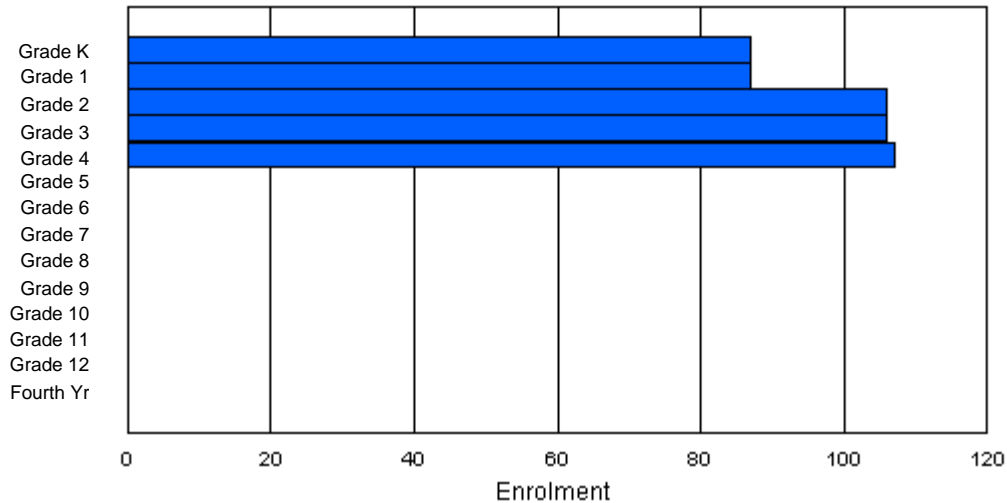
Enrolment By Age and Gender

Gender	Age																	Total
	5	6	7	8	9	10	11	12	13	14	15	16	17	18	19	20>		
Male	43	48	51	48	54	6	1	0	0	0	0	0	0	0	0	0	251	
Female	42	39	53	50	55	3	0	0	0	0	0	0	0	0	0	0	242	
Total	85	87	104	98	109	9	1	0	0	0	0	0	0	0	0	0	493	

Enrolment By Grade and Gender

Gender	Grade															Total
	K	1	2	3	4	5	6	7	8	9	10	11	12	4th		
Male	44	49	52	54	52	0	0	0	0	0	0	0	0	0	251	
Female	43	38	54	52	55	0	0	0	0	0	0	0	0	0	242	
Total	87	87	106	106	107	0	0	0	0	0	0	0	0	0	493	

Enrolment By Grade
For Goulds Elementary



* Data from the 2002-2003 AGR(Enrolment/Age as of the last day in Sept./Dec.)

** Newfoundland Statistics Classification System

*** May include itinerant teachers



**School Description Report
2002-03**

District 10 - Avalon East

#468 - Hazelwood Elementary School, St. John's

Classification: Urban Community/Avalon Region**
Offers Distance Education: No

Grades: K-6

Number of Grades: 7

[School FTE PTR : 16.5](#)

[District FTE PTR : 15.3](#)

[Provincial FTE PTR : 13.5](#)

[FTE Teachers](#) *** : 35.0

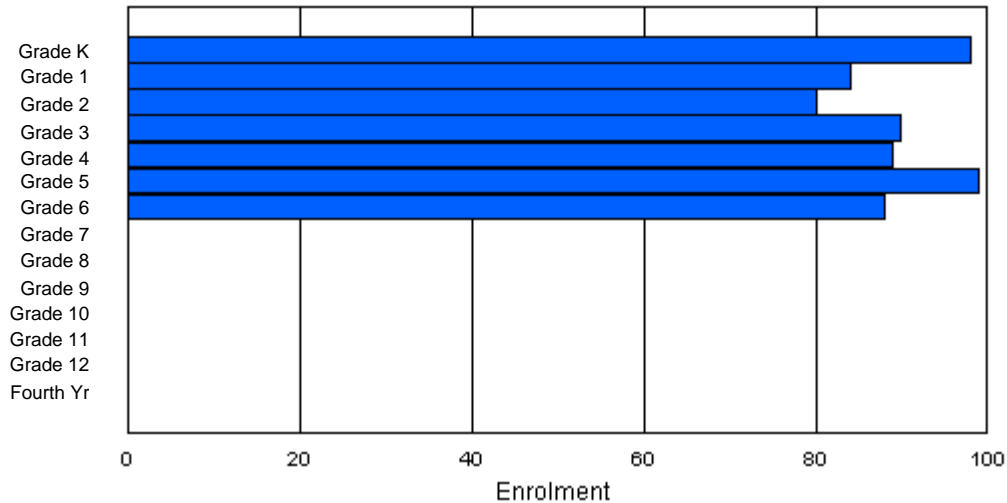
Enrolment By Age and Gender

Gender	Age																Total
	5	6	7	8	9	10	11	12	13	14	15	16	17	18	19	20>	
Male	49	50	40	51	40	54	49	0	0	0	0	0	0	0	0	0	333
Female	40	39	41	39	46	44	40	6	0	0	0	0	0	0	0	0	295
Total	89	89	81	90	86	98	89	6	0	0	0	0	0	0	0	0	628

Enrolment By Grade and Gender

Gender	Grade														Total
	K	1	2	3	4	5	6	7	8	9	10	11	12	4th	
Male	56	45	40	51	42	55	44	0	0	0	0	0	0	0	333
Female	42	39	40	39	47	44	44	0	0	0	0	0	0	0	295
Total	98	84	80	90	89	99	88	0	0	0	0	0	0	0	628

Enrolment By Grade
For Hazelwood Elementary School



* Data from the 2002-2003 AGR(Enrolment/Age as of the last day in Sept./Dec.)

** Newfoundland Statistics Classification System

*** May include itinerant teachers



**School Description Report
2002-03**

District 10 - Avalon East

#339 - Holy Cross Elementary, St. John's

Classification: Urban Community/Avalon Region**
Offers Distance Education: No

Grades: K-6

Number of Grades: 7

[School FTE PTR : 12.6](#)

[District FTE PTR : 15.3](#)

[Provincial FTE PTR : 13.5](#)

[FTE Teachers](#) *** : 20.7

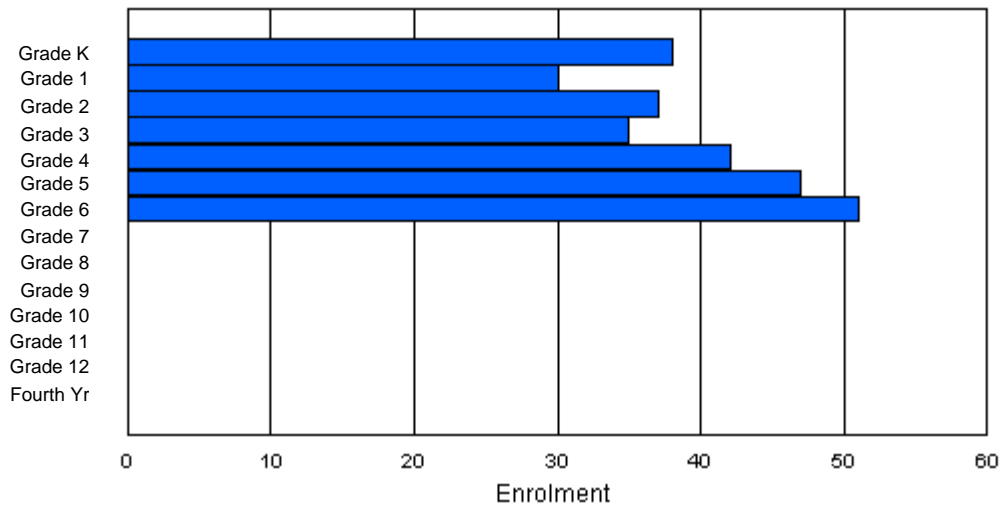
Enrolment By Age and Gender

Gender	Age																	Total
	5	6	7	8	9	10	11	12	13	14	15	16	17	18	19	20>		
Male	14	21	20	17	19	24	26	6	0	0	0	0	0	0	0	0	147	
Female	20	10	16	22	16	23	26	0	0	0	0	0	0	0	0	0	133	
Total	34	31	36	39	35	47	52	6	0	0	0	0	0	0	0	0	280	

Enrolment By Grade and Gender

Gender	Grade															Total
	K	1	2	3	4	5	6	7	8	9	10	11	12	4th		
Male	18	20	21	13	24	24	27	0	0	0	0	0	0	0	147	
Female	20	10	16	22	18	23	24	0	0	0	0	0	0	0	133	
Total	38	30	37	35	42	47	51	0	0	0	0	0	0	0	280	

Enrolment By Grade
For Holy Cross Elementary



* Data from the 2002-2003 AGR(Enrolment/Age as of the last day in Sept./Dec.)

** Newfoundland Statistics Classification System

*** May include itinerant teachers



**School Description Report
2002-03**

District 10 - Avalon East

#465 - Holy Cross Junior High School, St. John's

Classification: Urban Community/Avalon Region**
Offers Distance Education: No

Grades: 7-9

Number of Grades: 3

[School FTE PTR : 12.2](#)

[District FTE PTR : 15.3](#)

[Provincial FTE PTR : 13.5](#)

[FTE Teachers](#) *** : 23.5

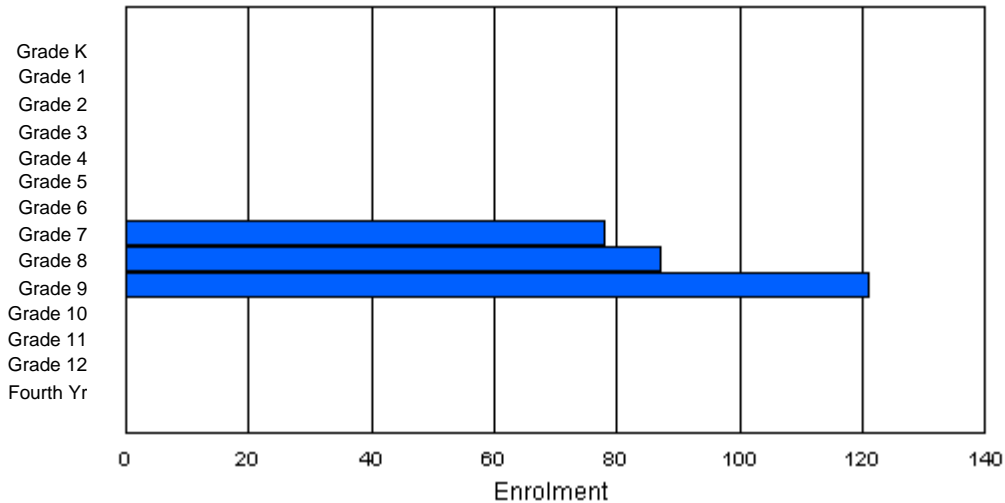
Enrolment By Age and Gender

Gender	Age																	Total
	5	6	7	8	9	10	11	12	13	14	15	16	17	18	19	20>		
Male	0	0	0	0	0	0	0	26	41	61	24	5	0	0	0	0	157	
Female	0	0	0	0	0	0	0	27	37	49	14	2	0	0	0	0	129	
Total	0	0	0	0	0	0	0	53	78	110	38	7	0	0	0	0	286	

Enrolment By Grade and Gender

Gender	Grade															Total
	K	1	2	3	4	5	6	7	8	9	10	11	12	4th		
Male	0	0	0	0	0	0	0	45	48	64	0	0	0	0	157	
Female	0	0	0	0	0	0	0	33	39	57	0	0	0	0	129	
Total	0	0	0	0	0	0	0	78	87	121	0	0	0	0	286	

Enrolment By Grade
For Holy Cross Junior High School



* Data from the 2002-2003 AGR(Enrolment/Age as of the last day in Sept./Dec.)

** Newfoundland Statistics Classification System

*** May include itinerant teachers



**School Description Report
2002-03**

District 10 - Avalon East

#318 - Holy Family School, Paradise

Classification: Urban Community/Avalon Region**
Offers Distance Education: No

Grades: K-7

Number of Grades: 8

[School FTE PTR : 16.7](#)

[District FTE PTR : 15.3](#)

[Provincial FTE PTR : 13.5](#)

[FTE Teachers](#) *** : 28.8

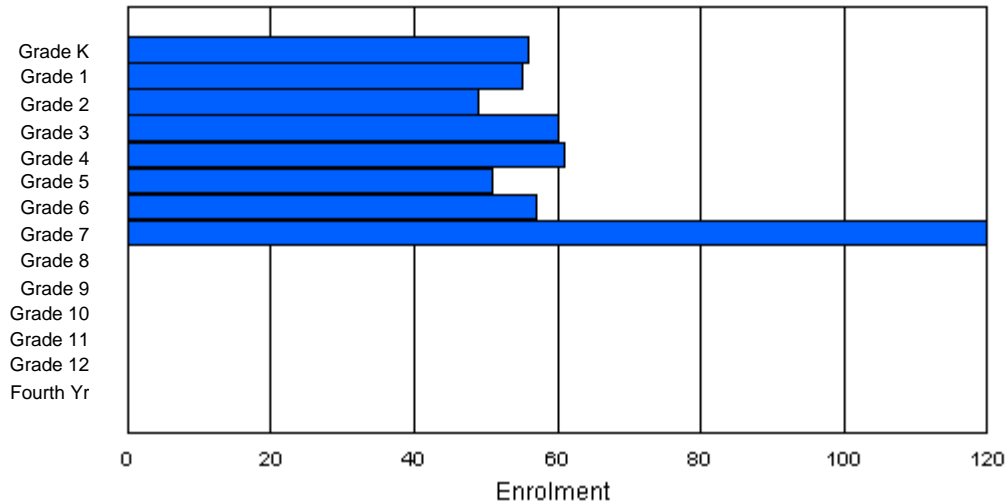
Enrolment By Age and Gender

Gender	Age																Total
	5	6	7	8	9	10	11	12	13	14	15	16	17	18	19	20>	
Male	27	31	29	36	29	19	23	65	4	1	0	0	0	0	0	0	264
Female	29	23	21	22	33	32	34	47	4	0	0	0	0	0	0	0	245
Total	56	54	50	58	62	51	57	112	8	1	0	0	0	0	0	0	509

Enrolment By Grade and Gender

Gender	Grade														Total	
	K	1	2	3	4	5	6	7	8	9	10	11	12	4th		
Male	27	32	28	37	29	18	24	69	0	0	0	0	0	0	0	264
Female	29	23	21	23	32	33	33	51	0	0	0	0	0	0	0	245
Total	56	55	49	60	61	51	57	120	0	0	0	0	0	0	0	509

Enrolment By Grade
For Holy Family School



* Data from the 2002-2003 AGR(Enrolment/Age as of the last day in Sept./Dec.)

** Newfoundland Statistics Classification System

*** May include itinerant teachers



**School Description Report
2002-03**

District 10 - Avalon East

#340 - Holy Heart of Mary High School, St. John's

Classification: Urban Community/Avalon Region**
Offers Distance Education: No

Grades: 10-12

Number of Grades: 3

[School FTE PTR : 17.6](#)

[District FTE PTR : 15.3](#)

[Provincial FTE PTR : 13.5](#)

[FTE Teachers](#) *** : 59.0

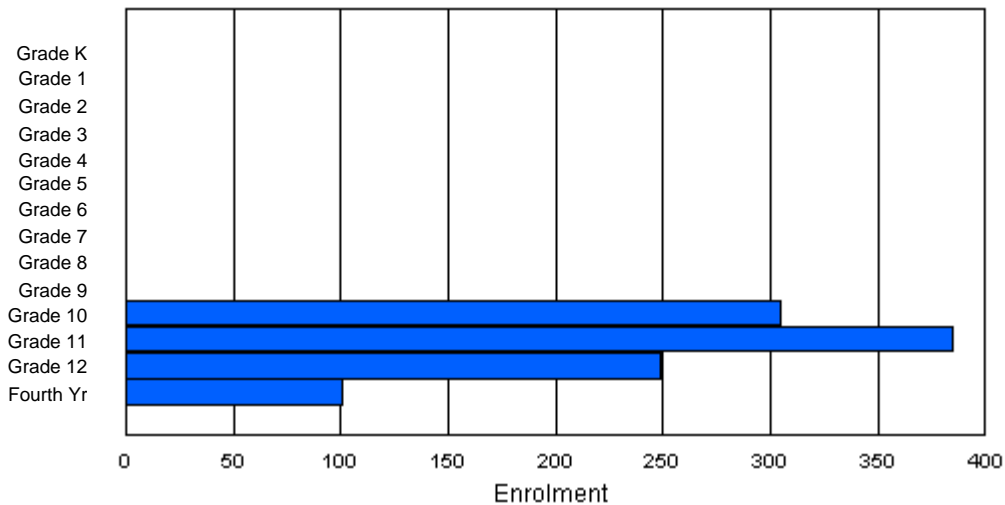
Enrolment By Age and Gender

Gender	Age																	Total
	5	6	7	8	9	10	11	12	13	14	15	16	17	18	19	20>		
Male	0	0	0	0	0	0	0	0	0	3	115	164	152	57	13	2	506	
Female	0	0	0	0	0	0	0	0	0	5	137	161	173	48	8	2	534	
Total	0	0	0	0	0	0	0	0	0	8	252	325	325	105	21	4	1,040	

Enrolment By Grade and Gender

Gender	Grade															Total
	K	1	2	3	4	5	6	7	8	9	10	11	12	4th		
Male	0	0	0	0	0	0	0	0	0	0	152	189	110	55	506	
Female	0	0	0	0	0	0	0	0	0	0	153	196	139	46	534	
Total	0	0	0	0	0	0	0	0	0	0	305	385	249	101	1,040	

Enrolment By Grade
For Holy Heart of Mary High School



* Data from the 2002-2003 AGR(Enrolment/Age as of the last day in Sept./Dec.)

** Newfoundland Statistics Classification System

*** May include itinerant teachers



**School Description Report
2002-03**

District 10 - Avalon East

#304 - Holy Spirit High, Conception Bay South

Classification: Urban Community/Avalon Region**
Offers Distance Education: No

Grades: 10-12

Number of Grades: 3

[School FTE PTR : 17.8](#)

[District FTE PTR : 15.3](#)

[Provincial FTE PTR : 13.5](#)

[FTE Teachers](#) *** : 40.0

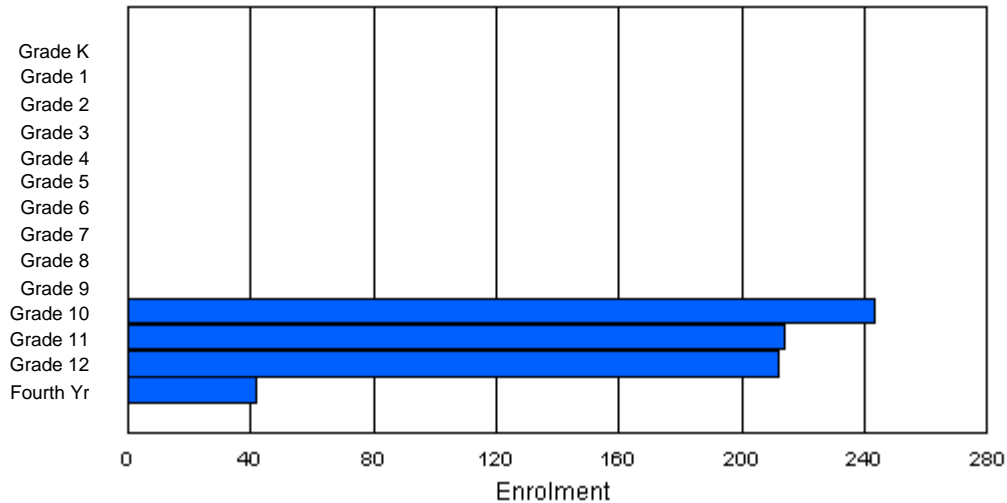
Enrolment By Age and Gender

Gender	Age																	Total
	5	6	7	8	9	10	11	12	13	14	15	16	17	18	19	20>		
Male	0	0	0	0	0	0	0	0	0	0	102	108	111	35	2	1	359	
Female	0	0	0	0	0	0	0	0	0	0	113	106	119	13	0	1	352	
Total	0	0	0	0	0	0	0	0	0	0	215	214	230	48	2	2	711	

Enrolment By Grade and Gender

Gender	Grade															Total
	K	1	2	3	4	5	6	7	8	9	10	11	12	4th		
Male	0	0	0	0	0	0	0	0	0	0	121	101	106	31	359	
Female	0	0	0	0	0	0	0	0	0	0	122	113	106	11	352	
Total	0	0	0	0	0	0	0	0	0	0	243	214	212	42	711	

Enrolment By Grade
For Holy Spirit High



* Data from the 2002-2003 AGR(Enrolment/Age as of the last day in Sept./Dec.)

** Newfoundland Statistics Classification System

*** May include itinerant teachers



**School Description Report
2002-03**

District 10 - Avalon East

#367 - Holy Trinity Elementary, Torbay

Classification: Urban Community/Avalon Region**
Offers Distance Education: No

Grades: K-8

Number of Grades: 9

[School FTE PTR : 17.7](#)

[District FTE PTR : 15.3](#)

[Provincial FTE PTR : 13.5](#)

[FTE Teachers](#) *** : 40.3

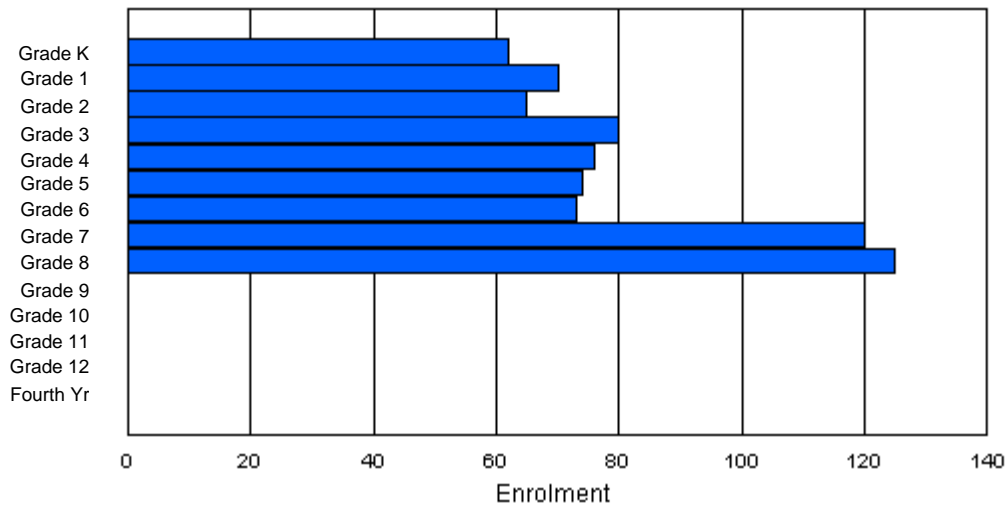
Enrolment By Age and Gender

Gender	Age																Total
	5	6	7	8	9	10	11	12	13	14	15	16	17	18	19	20>	
Male	28	41	26	34	32	31	38	49	49	6	2	0	0	0	0	0	336
Female	31	33	40	42	40	45	32	73	66	7	0	0	0	0	0	0	409
Total	59	74	66	76	72	76	70	122	115	13	2	0	0	0	0	0	745

Enrolment By Grade and Gender

Gender	Grade														Total
	K	1	2	3	4	5	6	7	8	9	10	11	12	4th	
Male	30	36	28	36	35	30	37	48	56	0	0	0	0	0	336
Female	32	34	37	44	41	44	36	72	69	0	0	0	0	0	409
Total	62	70	65	80	76	74	73	120	125	0	0	0	0	0	745

Enrolment By Grade
For Holy Trinity Elementary



* Data from the 2002-2003 AGR(Enrolment/Age as of the last day in Sept./Dec.)

** Newfoundland Statistics Classification System

*** May include itinerant teachers



**School Description Report
2002-03**

District 10 - Avalon East

#368 - Holy Trinity High School, Torbay

Classification: Urban Community/Avalon Region**
Offers Distance Education: No

Grades: 9-12

Number of Grades: 4

[School FTE PTR : 17.1](#)

[District FTE PTR : 15.3](#)

[Provincial FTE PTR : 13.5](#)

[FTE Teachers](#) *** : 29.0

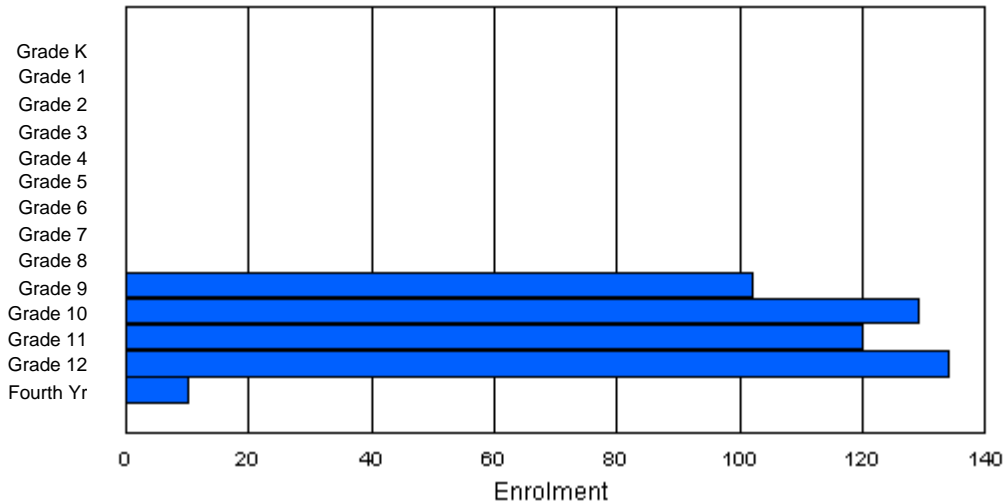
Enrolment By Age and Gender

Gender	Age																	Total
	5	6	7	8	9	10	11	12	13	14	15	16	17	18	19	20>		
Male	0	0	0	0	0	0	0	0	1	47	58	61	58	21	2	1	249	
Female	0	0	0	0	0	0	0	0	0	40	62	70	69	2	1	2	246	
Total	0	0	0	0	0	0	0	0	1	87	120	131	127	23	3	3	495	

Enrolment By Grade and Gender

Gender	Grade															Total
	K	1	2	3	4	5	6	7	8	9	10	11	12	4th		
Male	0	0	0	0	0	0	0	0	0	59	64	55	63	8	249	
Female	0	0	0	0	0	0	0	0	0	43	65	65	71	2	246	
Total	0	0	0	0	0	0	0	0	0	102	129	120	134	10	495	

Enrolment By Grade
For Holy Trinity High School



* Data from the 2002-2003 AGR(Enrolment/Age as of the last day in Sept./Dec.)

** Newfoundland Statistics Classification System

*** May include itinerant teachers



**School Description Report
2002-03**

District 10 - Avalon East

#341 - I.J. Samson, St. John's

Classification: Urban Community/Avalon Region**
Offers Distance Education: No

Grades: 7-9

Number of Grades: 3

[School FTE PTR : 16.7](#)

[District FTE PTR : 15.3](#)

[Provincial FTE PTR : 13.5](#)

[FTE Teachers](#) *** : 23.5

Enrolment By Age and Gender

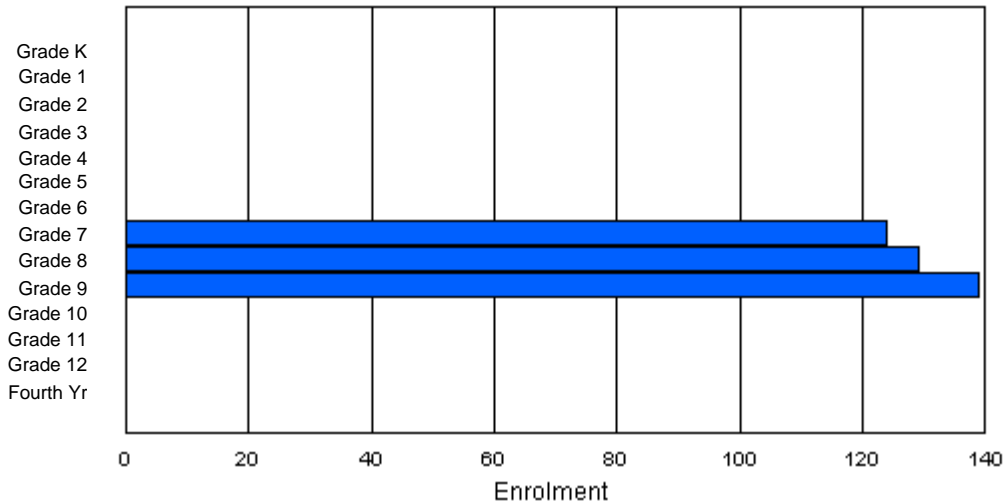
Gender	Age																Total
	5	6	7	8	9	10	11	12	13	14	15	16	17	18	19	20>	
Male	0	0	0	0	0	0	0	79	62	62	14	0	0	0	0	0	217
Female	0	0	0	0	0	0	0	45	63	52	15	0	0	0	0	0	175
Total	0	0	0	0	0	0	0	124	125	114	29	0	0	0	0	0	392

Enrolment By Grade and Gender

Gender	Grade														Total
	K	1	2	3	4	5	6	7	8	9	10	11	12	4th	
Male	0	0	0	0	0	0	0	79	64	74	0	0	0	0	217
Female	0	0	0	0	0	0	0	45	65	65	0	0	0	0	175
Total	0	0	0	0	0	0	0	124	129	139	0	0	0	0	392

Enrolment By Grade

For I.J. Samson



* Data from the 2002-2003 AGR(Enrolment/Age as of the last day in Sept./Dec.)

** Newfoundland Statistics Classification System

*** May include itinerant teachers



**School Description Report
2002-03**

District 10 - Avalon East

#293 - Immaculate Conception, Bell Island

Classification: Rural Community/Avalon Region**
Offers Distance Education: No

Grades: 4-8

Number of Grades: 5

[School FTE PTR : 13.4](#)

[District FTE PTR : 15.3](#)

[Provincial FTE PTR : 13.5](#)

[FTE Teachers](#) *** : 17.8

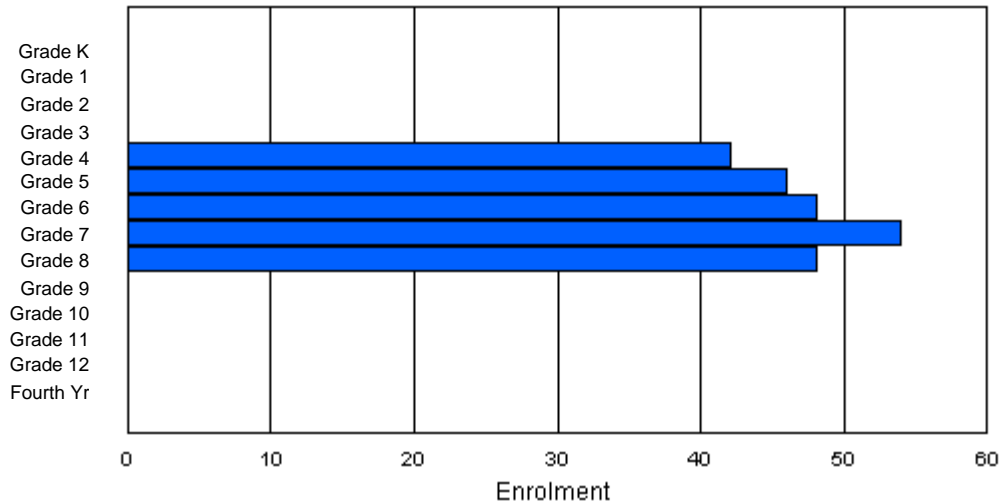
Enrolment By Age and Gender

Gender	Age																	Total
	5	6	7	8	9	10	11	12	13	14	15	16	17	18	19	20>		
Male	0	0	0	0	16	27	23	21	25	7	2	0	0	0	0	0	121	
Female	0	0	0	0	14	26	21	29	22	4	1	0	0	0	0	0	117	
Total	0	0	0	0	30	53	44	50	47	11	3	0	0	0	0	0	238	

Enrolment By Grade and Gender

Gender	Grade															Total
	K	1	2	3	4	5	6	7	8	9	10	11	12	4th		
Male	0	0	0	0	25	21	22	27	26	0	0	0	0	0	121	
Female	0	0	0	0	17	25	26	27	22	0	0	0	0	0	117	
Total	0	0	0	0	42	46	48	54	48	0	0	0	0	0	238	

Enrolment By Grade
For Immaculate Conception



* Data from the 2002-2003 AGR(Enrolment/Age as of the last day in Sept./Dec.)

** Newfoundland Statistics Classification System

*** May include itinerant teachers



**School Description Report
2002-03**

District 10 - Avalon East

#334 - Larkhall Academy, St. John's

Classification: Urban Community/Avalon Region**
Offers Distance Education: No

Grades: K-6

Number of Grades: 7

[School FTE PTR : 15.8](#)

[District FTE PTR : 15.3](#)

[Provincial FTE PTR : 13.5](#)

[FTE Teachers](#) *** : 23.0

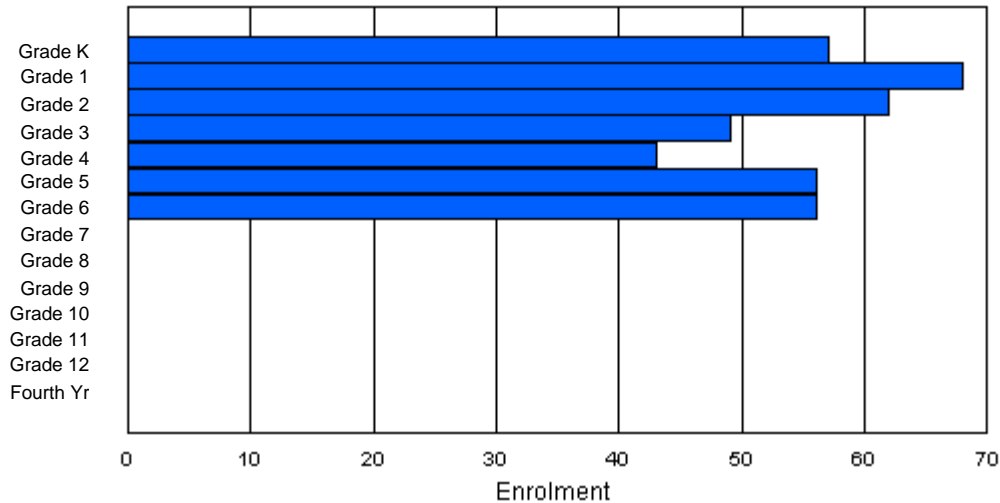
Enrolment By Age and Gender

Gender	Age																Total
	5	6	7	8	9	10	11	12	13	14	15	16	17	18	19	20>	
Male	30	31	32	22	30	28	24	4	0	0	0	0	0	0	0	0	201
Female	26	35	29	25	15	29	29	2	0	0	0	0	0	0	0	0	190
Total	56	66	61	47	45	57	53	6	0	0	0	0	0	0	0	0	391

Enrolment By Grade and Gender

Gender	Grade														Total
	K	1	2	3	4	5	6	7	8	9	10	11	12	4th	
Male	31	31	35	24	26	28	26	0	0	0	0	0	0	0	201
Female	26	37	27	25	17	28	30	0	0	0	0	0	0	0	190
Total	57	68	62	49	43	56	56	0	0	0	0	0	0	0	391

Enrolment By Grade
For Larkhall Academy



* Data from the 2002-2003 AGR(Enrolment/Age as of the last day in Sept./Dec.)

** Newfoundland Statistics Classification System

*** May include itinerant teachers



**School Description Report
2002-03**

District 10 - Avalon East

#335 - Leary's Brook Junior High, St. John's

Classification: Urban Community/Avalon Region**
Offers Distance Education: No

Grades: 7-9

Number of Grades: 3

[School FTE PTR : 17.0](#)

[District FTE PTR : 15.3](#)

[Provincial FTE PTR : 13.5](#)

[FTE Teachers](#) *** : 28.5

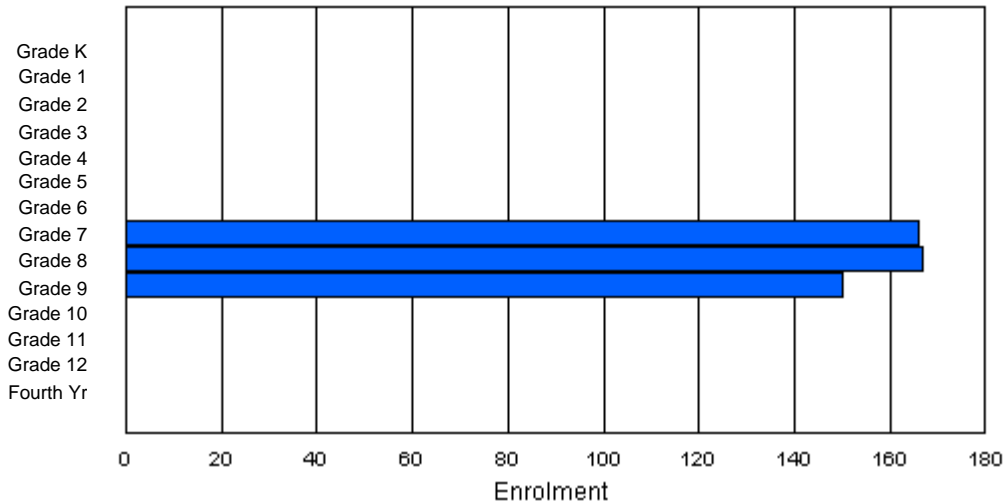
Enrolment By Age and Gender

Gender	Age																	Total
	5	6	7	8	9	10	11	12	13	14	15	16	17	18	19	20>		
Male	0	0	0	0	0	0	0	70	75	84	12	1	0	0	0	0	242	
Female	0	0	0	0	0	0	0	73	87	67	11	3	0	0	0	0	241	
Total	0	0	0	0	0	0	0	143	162	151	23	4	0	0	0	0	483	

Enrolment By Grade and Gender

Gender	Grade															Total
	K	1	2	3	4	5	6	7	8	9	10	11	12	4th		
Male	0	0	0	0	0	0	0	83	84	75	0	0	0	0	242	
Female	0	0	0	0	0	0	0	83	83	75	0	0	0	0	241	
Total	0	0	0	0	0	0	0	166	167	150	0	0	0	0	483	

Enrolment By Grade
For Leary's Brook Junior High



* Data from the 2002-2003 AGR(Enrolment/Age as of the last day in Sept./Dec.)

** Newfoundland Statistics Classification System

*** May include itinerant teachers



**School Description Report
2002-03**

District 10 - Avalon East

#342 - MacDonald Drive Elementary, St. John's

Classification: Urban Community/Avalon Region**
Offers Distance Education: No

Grades: K-6

Number of Grades: 7

[School FTE PTR : 15.4](#)

[District FTE PTR : 15.3](#)

[Provincial FTE PTR : 13.5](#)

[FTE Teachers](#) *** : 27.5

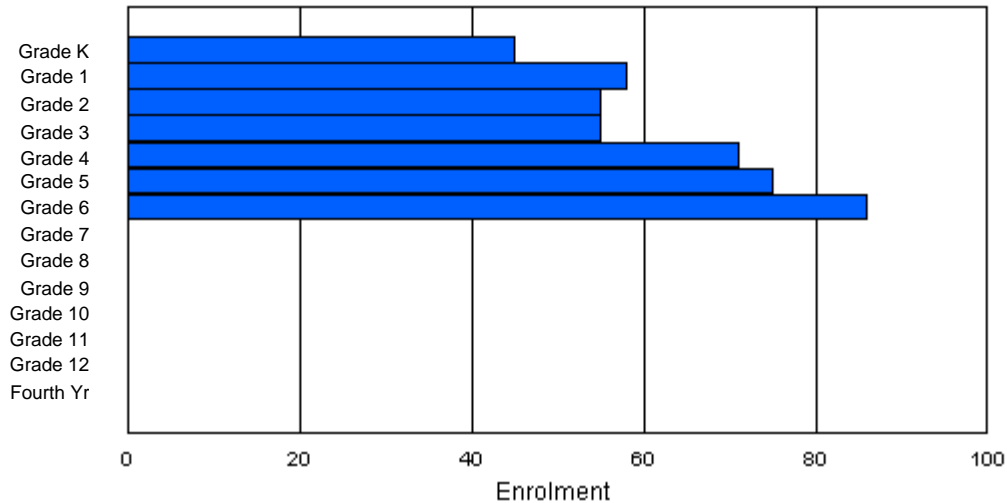
Enrolment By Age and Gender

Gender	Age																	Total
	5	6	7	8	9	10	11	12	13	14	15	16	17	18	19	20>		
Male	23	29	23	31	42	46	39	8	0	0	0	0	0	0	0	0	241	
Female	22	28	30	25	28	29	41	1	0	0	0	0	0	0	0	0	204	
Total	45	57	53	56	70	75	80	9	0	0	0	0	0	0	0	0	445	

Enrolment By Grade and Gender

Gender	Grade															Total
	K	1	2	3	4	5	6	7	8	9	10	11	12	4th		
Male	23	30	23	31	44	45	45	0	0	0	0	0	0	0	241	
Female	22	28	32	24	27	30	41	0	0	0	0	0	0	0	204	
Total	45	58	55	55	71	75	86	0	0	0	0	0	0	0	445	

Enrolment By Grade
For MacDonald Drive Elementary



* Data from the 2002-2003 AGR(Enrolment/Age as of the last day in Sept./Dec.)

** Newfoundland Statistics Classification System

*** May include itinerant teachers



**School Description Report
2002-03**

District 10 - Avalon East

#343 - MacDonald Drive Junior High School, St. John's

Classification: Urban Community/Avalon Region**
Offers Distance Education: No

Grades: 7-9

Number of Grades: 3

[School FTE PTR : 17.6](#)

[District FTE PTR : 15.3](#)

[Provincial FTE PTR : 13.5](#)

[FTE Teachers](#) *** : 39.8

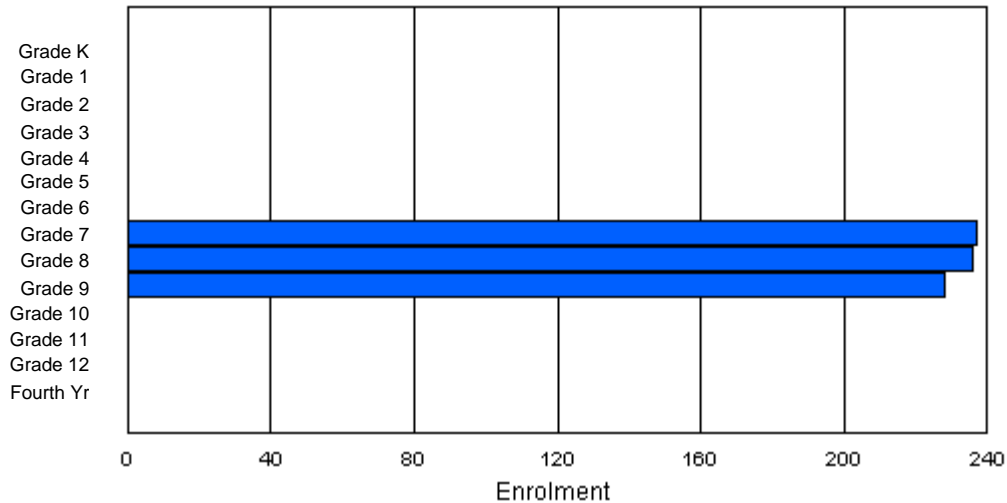
Enrolment By Age and Gender

Gender	Age																	Total
	5	6	7	8	9	10	11	12	13	14	15	16	17	18	19	20>		
Male	0	0	0	0	0	0	1	110	102	105	18	2	0	0	0	0	338	
Female	0	0	0	0	0	0	2	107	122	119	13	0	0	0	0	0	363	
Total	0	0	0	0	0	0	3	217	224	224	31	2	0	0	0	0	701	

Enrolment By Grade and Gender

Gender	Grade															Total
	K	1	2	3	4	5	6	7	8	9	10	11	12	4th		
Male	0	0	0	0	0	0	0	121	110	107	0	0	0	0	338	
Female	0	0	0	0	0	0	0	116	126	121	0	0	0	0	363	
Total	0	0	0	0	0	0	0	237	236	228	0	0	0	0	701	

Enrolment By Grade
For MacDonald Drive Junior High School



* Data from the 2002-2003 AGR(Enrolment/Age as of the last day in Sept./Dec.)

** Newfoundland Statistics Classification System

*** May include itinerant teachers



**School Description Report
2002-03**

District 10 - Avalon East

#466 - Macpherson Elementary, St. John's

Classification: Urban Community/Avalon Region**
Offers Distance Education: No

Grades: K-6

Number of Grades: 7

[School FTE PTR : 11.3](#)

[District FTE PTR : 15.3](#)

[Provincial FTE PTR : 13.5](#)

[FTE Teachers](#) *** : 20.7

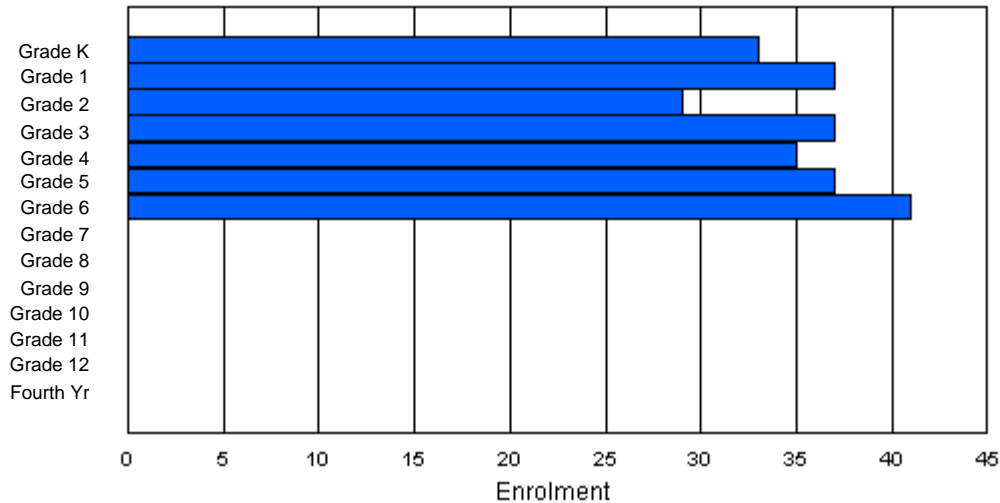
Enrolment By Age and Gender

Gender	Age																Total
	5	6	7	8	9	10	11	12	13	14	15	16	17	18	19	20>	
Male	18	20	16	17	15	25	24	4	0	0	0	0	0	0	0	0	139
Female	13	15	15	17	19	9	22	0	0	0	0	0	0	0	0	0	110
Total	31	35	31	34	34	34	46	4	0	0	0	0	0	0	0	0	249

Enrolment By Grade and Gender

Gender	Grade														Total
	K	1	2	3	4	5	6	7	8	9	10	11	12	4th	
Male	20	21	13	20	18	22	25	0	0	0	0	0	0	0	139
Female	13	16	16	17	17	15	16	0	0	0	0	0	0	0	110
Total	33	37	29	37	35	37	41	0	0	0	0	0	0	0	249

Enrolment By Grade
For Macpherson Elementary



* Data from the 2002-2003 AGR(Enrolment/Age as of the last day in Sept./Dec.)

** Newfoundland Statistics Classification System

*** May include itinerant teachers



**School Description Report
2002-03**

District 10 - Avalon East

#345 - Mary Queen of Peace, St. John's

Classification: Urban Community/Avalon Region**
Offers Distance Education: No

Grades: K-6

Number of Grades: 7

[School FTE PTR : 16.3](#)

[District FTE PTR : 15.3](#)

[Provincial FTE PTR : 13.5](#)

[FTE Teachers](#) *** : 33.1

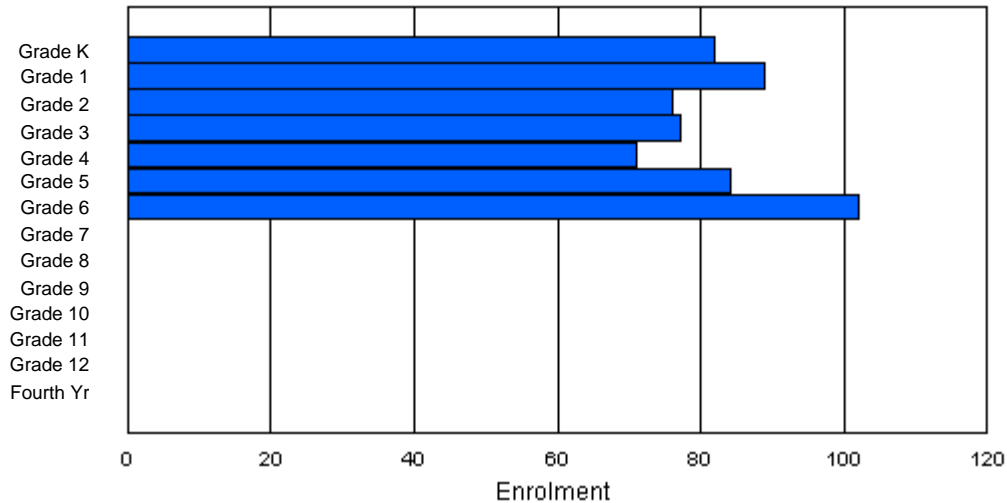
Enrolment By Age and Gender

Gender	Age																	Total
	5	6	7	8	9	10	11	12	13	14	15	16	17	18	19	20>		
Male	39	37	45	44	35	41	54	3	2	0	0	0	0	0	0	0	300	
Female	42	53	30	34	35	42	43	2	0	0	0	0	0	0	0	0	281	
Total	81	90	75	78	70	83	97	5	2	0	0	0	0	0	0	0	581	

Enrolment By Grade and Gender

Gender	Grade															Total
	K	1	2	3	4	5	6	7	8	9	10	11	12	4th		
Male	40	36	45	44	36	42	57	0	0	0	0	0	0	0	300	
Female	42	53	31	33	35	42	45	0	0	0	0	0	0	0	281	
Total	82	89	76	77	71	84	102	0	0	0	0	0	0	0	581	

Enrolment By Grade
For Mary Queen of Peace



* Data from the 2002-2003 AGR(Enrolment/Age as of the last day in Sept./Dec.)

** Newfoundland Statistics Classification System

*** May include itinerant teachers



**School Description Report
2002-03**

District 10 - Avalon East

#308 - Mary Queen of the World, Mount Pearl

Classification: Urban Community/Avalon Region**
Offers Distance Education: No

Grades: K-6

Number of Grades: 7

[School FTE PTR : 15.6](#)

[District FTE PTR : 15.3](#)

[Provincial FTE PTR : 13.5](#)

[FTE Teachers](#) *** : 28.9

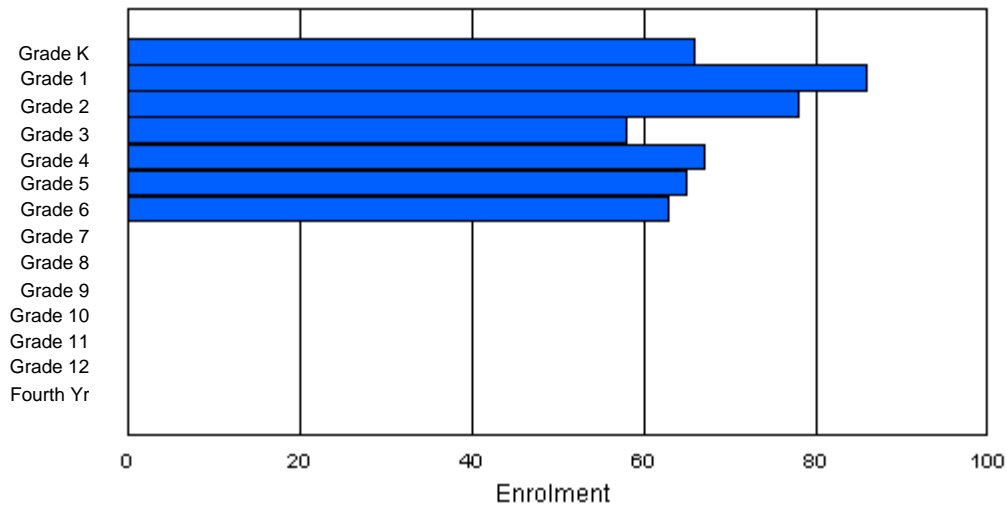
Enrolment By Age and Gender

Gender	Age																	Total
	5	6	7	8	9	10	11	12	13	14	15	16	17	18	19	20>		
Male	25	48	40	33	30	39	28	8	0	0	0	0	0	0	0	0	251	
Female	36	32	35	35	34	26	33	1	0	0	0	0	0	0	0	0	232	
Total	61	80	75	68	64	65	61	9	0	0	0	0	0	0	0	0	483	

Enrolment By Grade and Gender

Gender	Grade															Total
	K	1	2	3	4	5	6	7	8	9	10	11	12	4th		
Male	30	50	41	27	33	40	30	0	0	0	0	0	0	0	251	
Female	36	36	37	31	34	25	33	0	0	0	0	0	0	0	232	
Total	66	86	78	58	67	65	63	0	0	0	0	0	0	0	483	

Enrolment By Grade
For Mary Queen of the World



* Data from the 2002-2003 AGR(Enrolment/Age as of the last day in Sept./Dec.)

** Newfoundland Statistics Classification System

*** May include itinerant teachers



**School Description Report
2002-03**

District 10 - Avalon East

#307 - Mobile Central High School, Mobile

Classification: Rural Community/Avalon Region**
Offers Distance Education: No

Grades: 7-12

Number of Grades: 6

[School FTE PTR : 13.0](#)

[District FTE PTR : 15.3](#)

[Provincial FTE PTR : 13.5](#)

[FTE Teachers](#) *** : 21.4

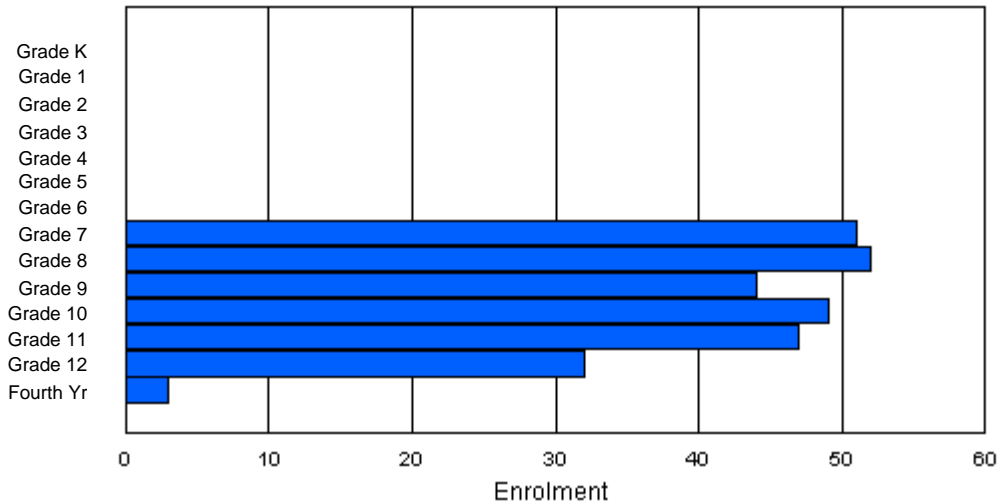
Enrolment By Age and Gender

Gender	Age																Total
	5	6	7	8	9	10	11	12	13	14	15	16	17	18	19	20>	
Male	0	0	0	0	0	0	0	24	24	24	25	23	22	7	0	1	150
Female	0	0	0	0	0	0	0	26	27	16	19	19	16	3	0	2	128
Total	0	0	0	0	0	0	0	50	51	40	44	42	38	10	0	3	278

Enrolment By Grade and Gender

Gender	Grade															Total
	K	1	2	3	4	5	6	7	8	9	10	11	12	4th		
Male	0	0	0	0	0	0	0	24	26	27	28	29	16	0	150	
Female	0	0	0	0	0	0	0	27	26	17	21	18	16	3	128	
Total	0	0	0	0	0	0	0	51	52	44	49	47	32	3	278	

Enrolment By Grade
For Mobile Central High School



* Data from the 2002-2003 AGR(Enrolment/Age as of the last day in Sept./Dec.)

** Newfoundland Statistics Classification System

*** May include itinerant teachers



**School Description Report
2002-03**

District 10 - Avalon East

#309 - Morris Academy, Mount Pearl

Classification: Urban Community/Avalon Region**
Offers Distance Education: No

Grades: K-3

Number of Grades: 4

[School FTE PTR : 15.0](#)

[District FTE PTR : 15.3](#)

[Provincial FTE PTR : 13.5](#)

[FTE Teachers](#) *** : 18.0

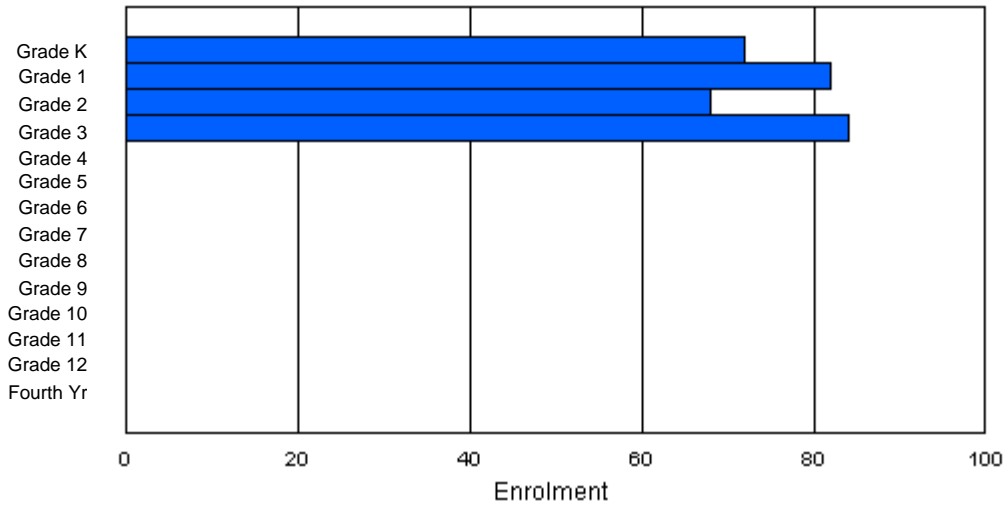
Enrolment By Age and Gender

Gender	Age																	Total
	5	6	7	8	9	10	11	12	13	14	15	16	17	18	19	20>		
Male	34	37	36	44	2	0	0	0	0	0	0	0	0	0	0	0	153	
Female	38	37	40	35	3	0	0	0	0	0	0	0	0	0	0	0	153	
Total	72	74	76	79	5	0	0	0	0	0	0	0	0	0	0	0	306	

Enrolment By Grade and Gender

Gender	Grade														Total
	K	1	2	3	4	5	6	7	8	9	10	11	12	4th	
Male	34	42	31	46	0	0	0	0	0	0	0	0	0	0	153
Female	38	40	37	38	0	0	0	0	0	0	0	0	0	0	153
Total	72	82	68	84	0	0	0	0	0	0	0	0	0	0	306

Enrolment By Grade
For Morris Academy



* Data from the 2002-2003 AGR(Enrolment/Age as of the last day in Sept./Dec.)

** Newfoundland Statistics Classification System

*** May include itinerant teachers



**School Description Report
2002-03**

District 10 - Avalon East

#310 - Mount Pearl Intermediate, Mount Pearl

Classification: Urban Community/Avalon Region**
Offers Distance Education: No

Grades: 4-9

Number of Grades: 6

[School FTE PTR : 17.1](#)

[District FTE PTR : 15.3](#)

[Provincial FTE PTR : 13.5](#)

[FTE Teachers](#) *** : 48.3

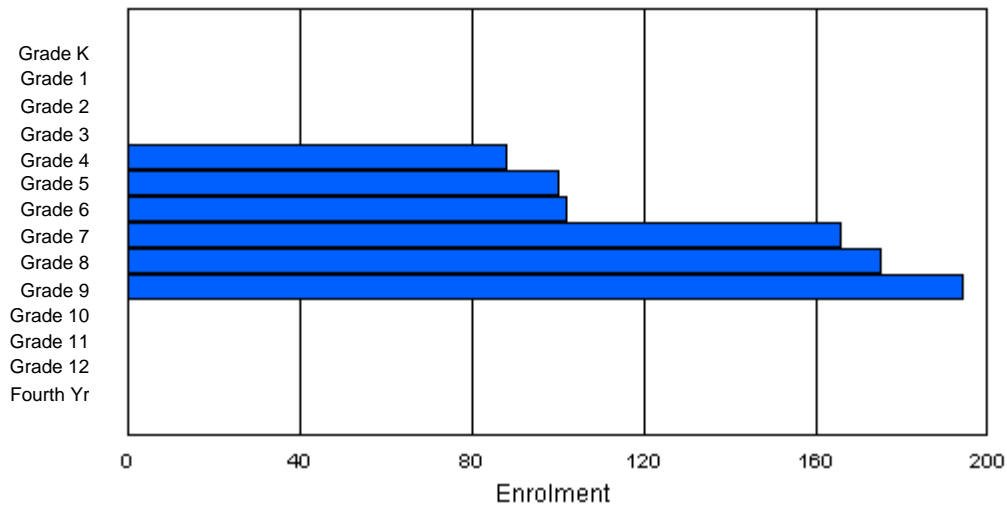
Enrolment By Age and Gender

Gender	Age																Total
	5	6	7	8	9	10	11	12	13	14	15	16	17	18	19	20>	
Male	0	0	0	0	42	49	49	75	78	98	12	0	0	0	0	0	403
Female	0	0	0	0	39	51	58	78	94	92	9	1	0	0	0	0	422
Total	0	0	0	0	81	100	107	153	172	190	21	1	0	0	0	0	825

Enrolment By Grade and Gender

Gender	Grade														Total
	K	1	2	3	4	5	6	7	8	9	10	11	12	4th	
Male	0	0	0	0	46	46	49	81	82	99	0	0	0	0	403
Female	0	0	0	0	42	54	53	85	93	95	0	0	0	0	422
Total	0	0	0	0	88	100	102	166	175	194	0	0	0	0	825

Enrolment By Grade
For Mount Pearl Intermediate



* Data from the 2002-2003 AGR(Enrolment/Age as of the last day in Sept./Dec.)

** Newfoundland Statistics Classification System

*** May include itinerant teachers



**School Description Report
2002-03**

District 10 - Avalon East

#311 - Mount Pearl Senior High, Mount Pearl

Classification: Urban Community/Avalon Region**
Offers Distance Education: No

Grades: 10-12

Number of Grades: 3

[School FTE PTR : 15.1](#)

[District FTE PTR : 15.3](#)

[Provincial FTE PTR : 13.5](#)

[FTE Teachers](#) *** : 38.0

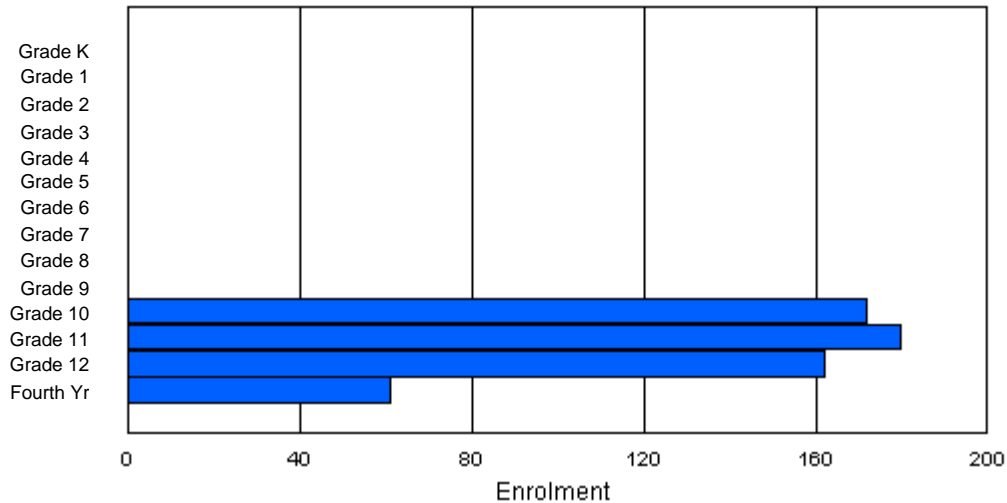
Enrolment By Age and Gender

Gender	Age																	Total
	5	6	7	8	9	10	11	12	13	14	15	16	17	18	19	20>		
Male	0	0	0	0	0	0	0	0	0	0	72	89	80	35	12	3	291	
Female	0	0	0	0	0	0	0	0	0	1	81	83	89	25	2	3	284	
Total	0	0	0	0	0	0	0	0	0	1	153	172	169	60	14	6	575	

Enrolment By Grade and Gender

Gender	Grade															Total
	K	1	2	3	4	5	6	7	8	9	10	11	12	4th		
Male	0	0	0	0	0	0	0	0	0	0	83	98	70	40	291	
Female	0	0	0	0	0	0	0	0	0	0	89	82	92	21	284	
Total	0	0	0	0	0	0	0	0	0	0	172	180	162	61	575	

Enrolment By Grade
For Mount Pearl Senior High



* Data from the 2002-2003 AGR(Enrolment/Age as of the last day in Sept./Dec.)

** Newfoundland Statistics Classification System

*** May include itinerant teachers



**School Description Report
2002-03**

District 10 - Avalon East

#312 - Newtown Elementary School, Mount Pearl

Classification: Urban Community/Avalon Region**
Offers Distance Education: No

Grades: K-6

Number of Grades: 7

[School FTE PTR : 17.1](#)

[District FTE PTR : 15.3](#)

[Provincial FTE PTR : 13.5](#)

[FTE Teachers](#) *** : 28.8

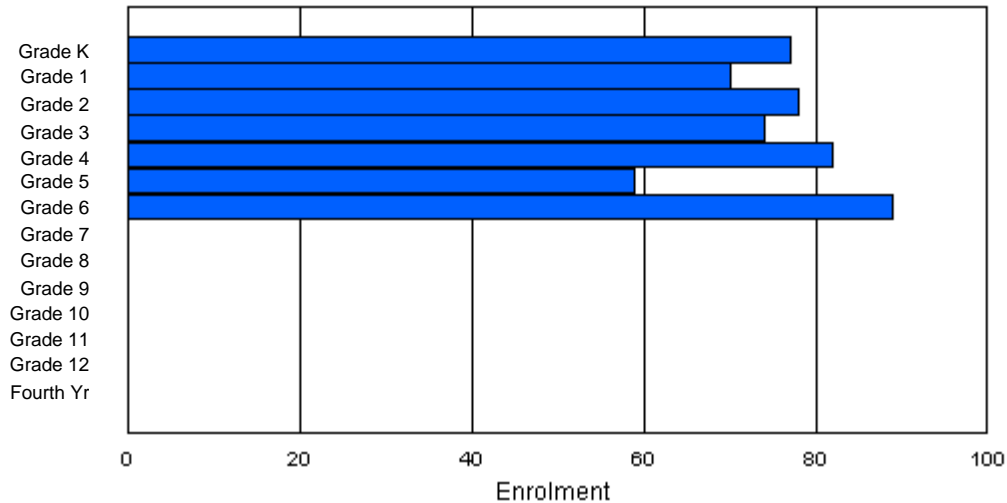
Enrolment By Age and Gender

Gender	Age																	Total
	5	6	7	8	9	10	11	12	13	14	15	16	17	18	19	20>		
Male	39	31	36	33	40	35	39	1	0	0	0	0	0	0	0	0	254	
Female	35	40	40	42	40	28	48	2	0	0	0	0	0	0	0	0	275	
Total	74	71	76	75	80	63	87	3	0	0	0	0	0	0	0	0	529	

Enrolment By Grade and Gender

Gender	Grade														Total
	K	1	2	3	4	5	6	7	8	9	10	11	12	4th	
Male	41	31	36	33	41	31	41	0	0	0	0	0	0	0	254
Female	36	39	42	41	41	28	48	0	0	0	0	0	0	0	275
Total	77	70	78	74	82	59	89	0	0	0	0	0	0	0	529

Enrolment By Grade
For Newtown Elementary School



* Data from the 2002-2003 AGR(Enrolment/Age as of the last day in Sept./Dec.)

** Newfoundland Statistics Classification System

*** May include itinerant teachers



**School Description Report
2002-03**

District 10 - Avalon East

#313 - O'Donel High, Mount Pearl

Classification: Urban Community/Avalon Region**
Offers Distance Education: No

Grades: 10-12

Number of Grades: 3

[School FTE PTR : 16.9](#)

[District FTE PTR : 15.3](#)

[Provincial FTE PTR : 13.5](#)

[FTE Teachers](#) *** : 40.0

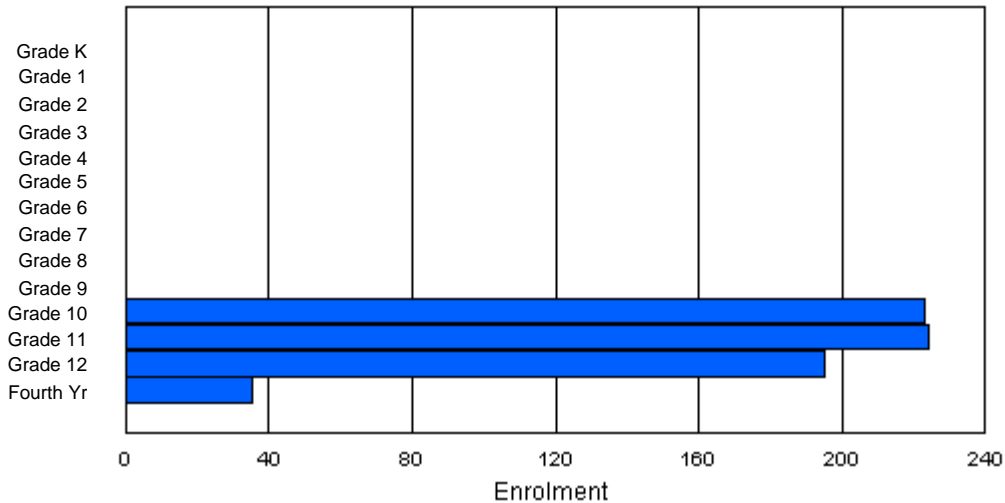
Enrolment By Age and Gender

Gender	Age																	Total
	5	6	7	8	9	10	11	12	13	14	15	16	17	18	19	20>		
Male	0	0	0	0	0	0	0	0	0	0	87	116	111	20	6	0	340	
Female	0	0	0	0	0	0	0	0	0	0	99	126	92	17	2	1	337	
Total	0	0	0	0	0	0	0	0	0	0	186	242	203	37	8	1	677	

Enrolment By Grade and Gender

Gender	Grade															Total
	K	1	2	3	4	5	6	7	8	9	10	11	12	4th		
Male	0	0	0	0	0	0	0	0	0	0	109	103	106	22	340	
Female	0	0	0	0	0	0	0	0	0	0	114	121	89	13	337	
Total	0	0	0	0	0	0	0	0	0	0	223	224	195	35	677	

Enrolment By Grade
For O'Donel High



* Data from the 2002-2003 AGR(Enrolment/Age as of the last day in Sept./Dec.)

** Newfoundland Statistics Classification System

*** May include itinerant teachers



**School Description Report
2002-03**

District 10 - Avalon East

#319 - Paradise Elementary, Paradise

Classification: Urban Community/Avalon Region**
Offers Distance Education: No

Grades: K-6

Number of Grades: 7

[School FTE PTR : 16.6](#)

[District FTE PTR : 15.3](#)

[Provincial FTE PTR : 13.5](#)

[FTE Teachers](#) *** : 26.8

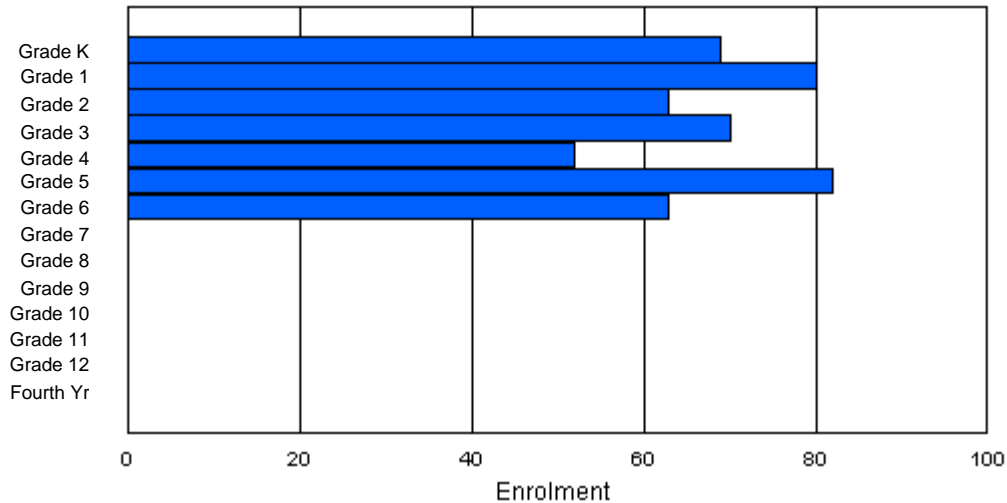
Enrolment By Age and Gender

Gender	Age																Total
	5	6	7	8	9	10	11	12	13	14	15	16	17	18	19	20>	
Male	35	36	37	33	25	41	38	0	0	0	0	0	0	0	0	0	245
Female	32	43	29	36	27	40	27	0	0	0	0	0	0	0	0	0	234
Total	67	79	66	69	52	81	65	0	0	0	0	0	0	0	0	0	479

Enrolment By Grade and Gender

Gender	Grade														Total
	K	1	2	3	4	5	6	7	8	9	10	11	12	4th	
Male	36	37	35	34	24	43	36	0	0	0	0	0	0	0	245
Female	33	43	28	36	28	39	27	0	0	0	0	0	0	0	234
Total	69	80	63	70	52	82	63	0	0	0	0	0	0	0	479

Enrolment By Grade
For Paradise Elementary



* Data from the 2002-2003 AGR(Enrolment/Age as of the last day in Sept./Dec.)

** Newfoundland Statistics Classification System

*** May include itinerant teachers



**School Description Report
2002-03**

District 10 - Avalon East

#347 - Prince of Wales Collegiate, St. John's

Classification: Urban Community/Avalon Region**
Offers Distance Education: No

Grades: 10-12

Number of Grades: 3

[School FTE PTR : 18.1](#)

[District FTE PTR : 15.3](#)

[Provincial FTE PTR : 13.5](#)

[FTE Teachers](#) *** : 46.7

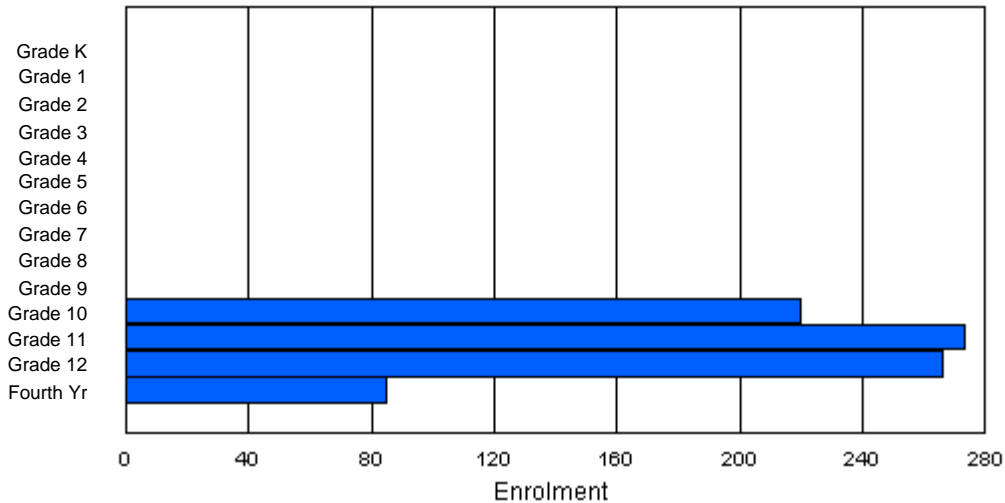
Enrolment By Age and Gender

Gender	Age																	Total
	5	6	7	8	9	10	11	12	13	14	15	16	17	18	19	20>		
Male	0	0	0	0	0	0	0	0	0	0	82	126	134	64	21	4	431	
Female	0	0	0	0	0	0	0	0	0	0	98	144	139	28	4	0	413	
Total	0	0	0	0	0	0	0	0	0	0	180	270	273	92	25	4	844	

Enrolment By Grade and Gender

Gender	Grade															Total
	K	1	2	3	4	5	6	7	8	9	10	11	12	4th		
Male	0	0	0	0	0	0	0	0	0	0	111	126	130	64	431	
Female	0	0	0	0	0	0	0	0	0	0	109	147	136	21	413	
Total	0	0	0	0	0	0	0	0	0	0	220	273	266	85	844	

Enrolment By Grade
For Prince of Wales Collegiate



* Data from the 2002-2003 AGR(Enrolment/Age as of the last day in Sept./Dec.)

** Newfoundland Statistics Classification System

*** May include itinerant teachers



**School Description Report
2002-03**

District 10 - Avalon East

#302 - Queen Elizabeth Regional High School, Conception Bay Sout

Classification: Urban Community/Avalon Region**
Offers Distance Education: No

Grades: 10-12

Number of Grades: 3

[School FTE PTR : 15.8](#)

[District FTE PTR : 15.3](#)

[Provincial FTE PTR : 13.5](#)

[FTE Teachers](#) *** : 38.0

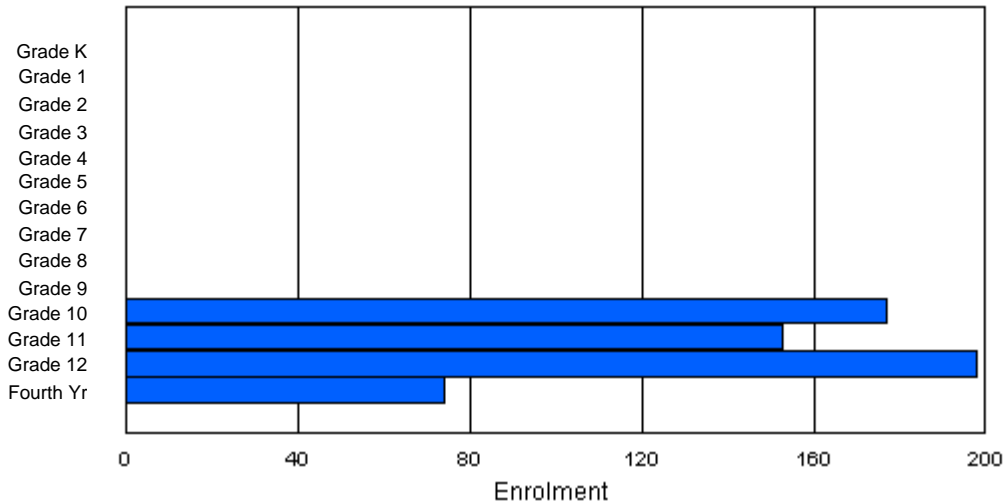
Enrolment By Age and Gender

Gender	Age																	Total
	5	6	7	8	9	10	11	12	13	14	15	16	17	18	19	20>		
Male	0	0	0	0	0	0	0	0	0	0	82	70	97	56	6	1	312	
Female	0	0	0	0	0	0	0	0	0	0	81	78	103	22	2	4	290	
Total	0	0	0	0	0	0	0	0	0	0	163	148	200	78	8	5	602	

Enrolment By Grade and Gender

Gender	Grade															Total
	K	1	2	3	4	5	6	7	8	9	10	11	12	4th		
Male	0	0	0	0	0	0	0	0	0	0	88	79	93	52	312	
Female	0	0	0	0	0	0	0	0	0	0	89	74	105	22	290	
Total	0	0	0	0	0	0	0	0	0	0	177	153	198	74	602	

Enrolment By Grade
For Queen Elizabeth Regional High School



* Data from the 2002-2003 AGR(Enrolment/Age as of the last day in Sept./Dec.)

** Newfoundland Statistics Classification System

*** May include itinerant teachers



**School Description Report
2002-03**

#360 - Rennie's River Elementary, St. John's

Classification: Urban Community/Avalon Region**
Offers Distance Education: No

Grades: K-6

Number of Grades: 7

[School FTE PTR : 13.8](#)

[District FTE PTR : 15.3](#)

[Provincial FTE PTR : 13.5](#)

[FTE Teachers](#) *** : 21.2

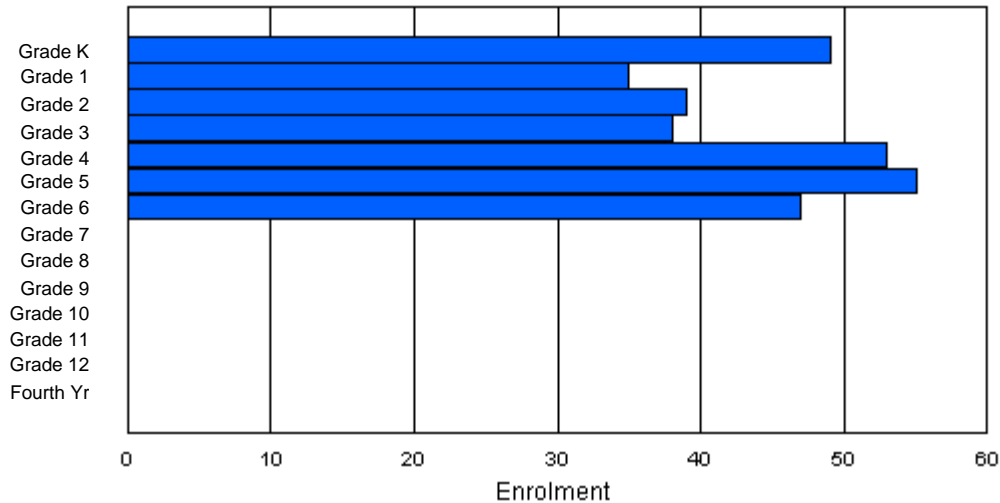
Enrolment By Age and Gender

Gender	Age																Total
	5	6	7	8	9	10	11	12	13	14	15	16	17	18	19	20>	
Male	17	15	28	19	20	28	25	3	0	0	0	0	0	0	0	0	155
Female	29	19	12	20	30	29	19	3	0	0	0	0	0	0	0	0	161
Total	46	34	40	39	50	57	44	6	0	0	0	0	0	0	0	0	316

Enrolment By Grade and Gender

Gender	Grade														Total
	K	1	2	3	4	5	6	7	8	9	10	11	12	4th	
Male	19	17	27	16	22	29	25	0	0	0	0	0	0	0	155
Female	30	18	12	22	31	26	22	0	0	0	0	0	0	0	161
Total	49	35	39	38	53	55	47	0	0	0	0	0	0	0	316

Enrolment By Grade
For Rennie's River Elementary



* Data from the 2002-2003 AGR(Enrolment/Age as of the last day in Sept./Dec.)

** Newfoundland Statistics Classification System

*** May include itinerant teachers



**School Description Report
2002-03**

District 10 - Avalon East

#348 - Roncalli Elementary, St. John's

Classification: Urban Community/Avalon Region**
Offers Distance Education: No

Grades: K-6

Number of Grades: 7

[School FTE PTR : 17.3](#)

[District FTE PTR : 15.3](#)

[Provincial FTE PTR : 13.5](#)

[FTE Teachers](#) *** : 10.8

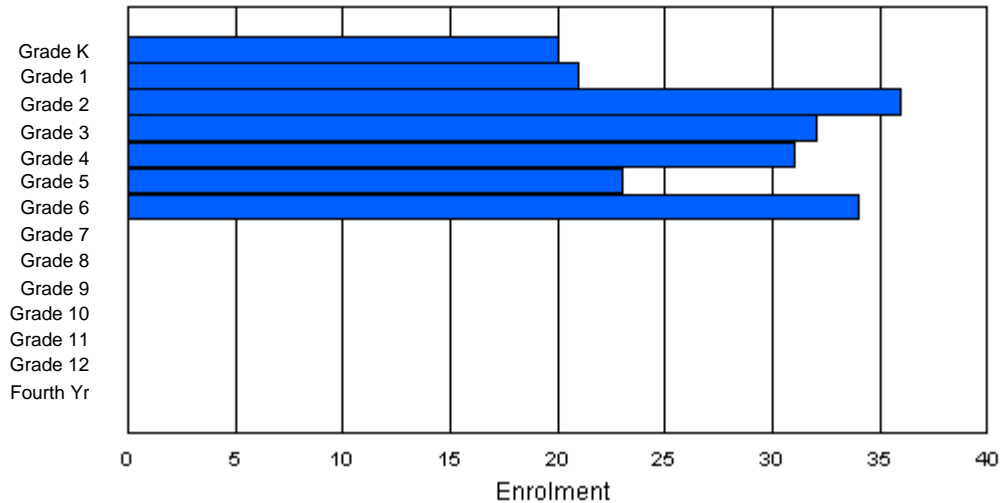
Enrolment By Age and Gender

Gender	Age																	Total
	5	6	7	8	9	10	11	12	13	14	15	16	17	18	19	20>		
Male	8	11	18	24	17	10	21	1	0	0	0	0	0	0	0	0	110	
Female	10	12	15	12	12	12	13	0	1	0	0	0	0	0	0	0	87	
Total	18	23	33	36	29	22	34	1	1	0	0	0	0	0	0	0	197	

Enrolment By Grade and Gender

Gender	Grade															Total
	K	1	2	3	4	5	6	7	8	9	10	11	12	4th		
Male	10	9	20	21	18	12	20	0	0	0	0	0	0	0	110	
Female	10	12	16	11	13	11	14	0	0	0	0	0	0	0	87	
Total	20	21	36	32	31	23	34	0	0	0	0	0	0	0	197	

Enrolment By Grade
For Roncalli Elementary



* Data from the 2002-2003 AGR(Enrolment/Age as of the last day in Sept./Dec.)

** Newfoundland Statistics Classification System

*** May include itinerant teachers



**School Description Report
2002-03**

District 10 - Avalon East

#349 - St. Andrew's Elementary, St. John's

Classification: Urban Community/Avalon Region**
Offers Distance Education: No

Grades: K-6

Number of Grades: 7

[School FTE PTR : 14.2](#)

[District FTE PTR : 15.3](#)

[Provincial FTE PTR : 13.5](#)

[FTE Teachers](#) *** : 19.8

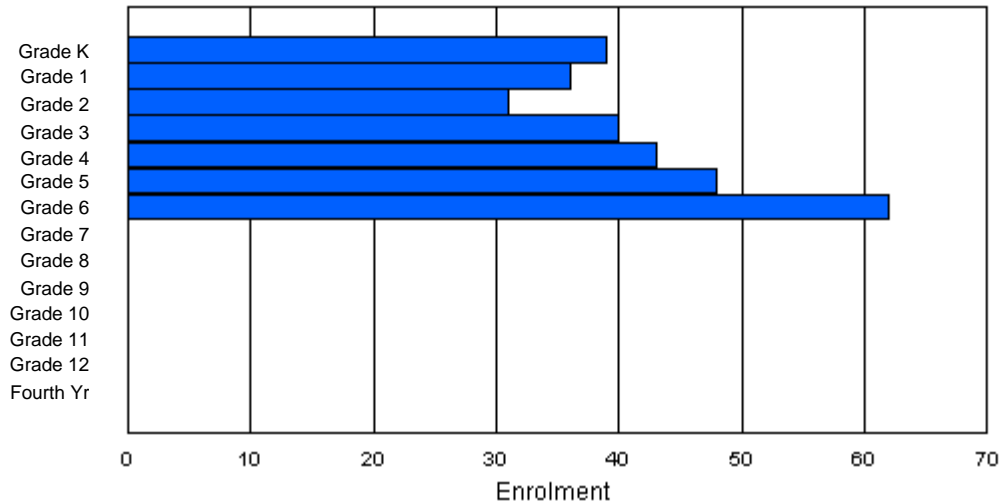
Enrolment By Age and Gender

Gender	Age																Total
	5	6	7	8	9	10	11	12	13	14	15	16	17	18	19	20>	
Male	21	18	9	21	26	18	26	7	0	0	0	0	0	0	0	0	146
Female	16	20	17	18	21	25	34	2	0	0	0	0	0	0	0	0	153
Total	37	38	26	39	47	43	60	9	0	0	0	0	0	0	0	0	299

Enrolment By Grade and Gender

Gender	Grade														Total
	K	1	2	3	4	5	6	7	8	9	10	11	12	4th	
Male	23	16	11	23	24	21	28	0	0	0	0	0	0	0	146
Female	16	20	20	17	19	27	34	0	0	0	0	0	0	0	153
Total	39	36	31	40	43	48	62	0	0	0	0	0	0	0	299

Enrolment By Grade
For St. Andrew's Elementary



* Data from the 2002-2003 AGR(Enrolment/Age as of the last day in Sept./Dec.)

** Newfoundland Statistics Classification System

*** May include itinerant teachers



**School Description Report
2002-03**

District 10 - Avalon East

#294 - St. Augustine's Primary, Bell Island

Classification: Rural Community/Avalon Region**
Offers Distance Education: No

Grades: K-3

Number of Grades: 4

[School FTE PTR : 11.4](#)

[District FTE PTR : 15.3](#)

[Provincial FTE PTR : 13.5](#)

[FTE Teachers](#) *** : 9.0

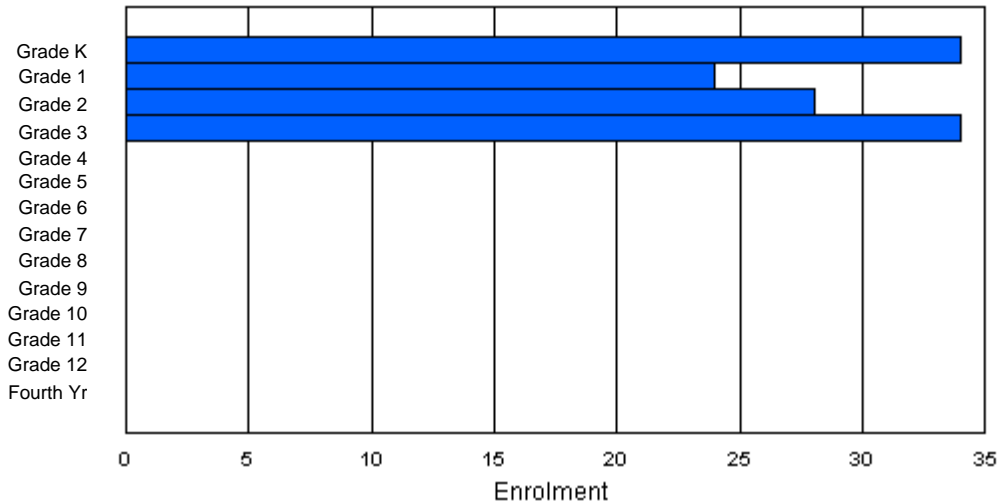
Enrolment By Age and Gender

Gender	Age																	Total
	5	6	7	8	9	10	11	12	13	14	15	16	17	18	19	20>		
Male	17	13	15	19	2	0	0	0	0	0	0	0	0	0	0	0	66	
Female	16	11	14	12	1	0	0	0	0	0	0	0	0	0	0	0	54	
Total	33	24	29	31	3	0	0	0	0	0	0	0	0	0	0	0	120	

Enrolment By Grade and Gender

Gender	Grade															Total
	K	1	2	3	4	5	6	7	8	9	10	11	12	4th		
Male	19	13	14	20	0	0	0	0	0	0	0	0	0	0	66	
Female	15	11	14	14	0	0	0	0	0	0	0	0	0	0	54	
Total	34	24	28	34	0	0	0	0	0	0	0	0	0	0	120	

Enrolment By Grade
For St. Augustine's Primary



* Data from the 2002-2003 AGR(Enrolment/Age as of the last day in Sept./Dec.)

** Newfoundland Statistics Classification System

*** May include itinerant teachers



**School Description Report
2002-03**

District 10 - Avalon East

#372 - St. Bernard's Primary, Witless Bay

Classification: Urban Community/Avalon Region**
Offers Distance Education: No

Grades: K-3

Number of Grades: 4

[School FTE PTR : 11.7](#)

[District FTE PTR : 15.3](#)

[Provincial FTE PTR : 13.5](#)

[FTE Teachers](#) *** : 9.3

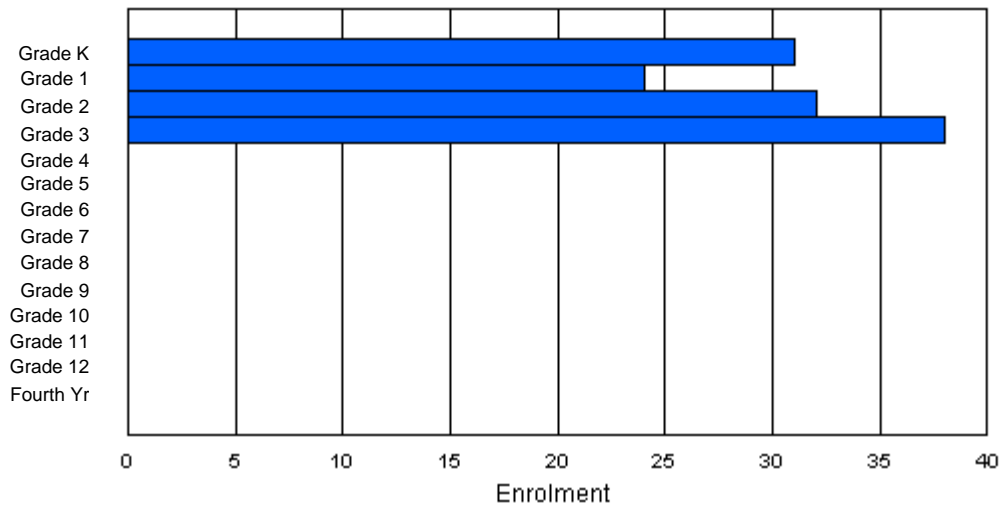
Enrolment By Age and Gender

Gender	Age																	Total
	5	6	7	8	9	10	11	12	13	14	15	16	17	18	19	20>		
Male	15	13	14	23	4	0	0	0	0	0	0	0	0	0	0	0	69	
Female	16	10	17	13	0	0	0	0	0	0	0	0	0	0	0	0	56	
Total	31	23	31	36	4	0	0	0	0	0	0	0	0	0	0	0	125	

Enrolment By Grade and Gender

Gender	Grade															Total
	K	1	2	3	4	5	6	7	8	9	10	11	12	4th		
Male	15	14	15	25	0	0	0	0	0	0	0	0	0	0	69	
Female	16	10	17	13	0	0	0	0	0	0	0	0	0	0	56	
Total	31	24	32	38	0	0	0	0	0	0	0	0	0	0	125	

Enrolment By Grade
For St. Bernard's Primary



* Data from the 2002-2003 AGR(Enrolment/Age as of the last day in Sept./Dec.)

** Newfoundland Statistics Classification System

*** May include itinerant teachers



**School Description Report
2002-03**

District 10 - Avalon East

#303 - St. Edward's, Conception Bay South

Classification: Urban Community/Avalon Region**
Offers Distance Education: No

Grades: K-6

Number of Grades: 7

[School FTE PTR : 16.9](#)

[District FTE PTR : 15.3](#)

[Provincial FTE PTR : 13.5](#)

[FTE Teachers](#) *** : 30.0

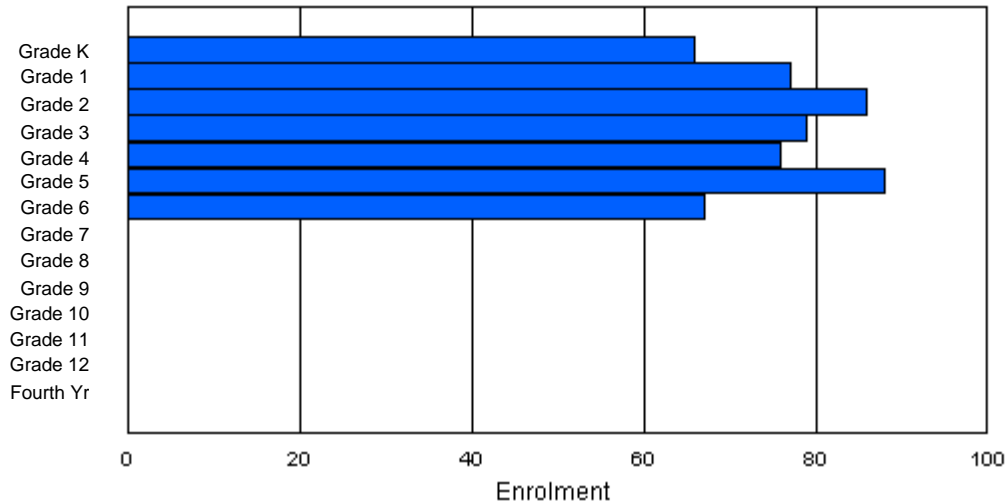
Enrolment By Age and Gender

Gender	Age																Total
	5	6	7	8	9	10	11	12	13	14	15	16	17	18	19	20>	
Male	33	36	42	30	37	48	33	1	0	0	0	0	0	0	0	0	260
Female	33	39	46	46	39	40	36	0	0	0	0	0	0	0	0	0	279
Total	66	75	88	76	76	88	69	1	0	0	0	0	0	0	0	0	539

Enrolment By Grade and Gender

Gender	Grade														Total
	K	1	2	3	4	5	6	7	8	9	10	11	12	4th	
Male	33	38	41	32	36	47	33	0	0	0	0	0	0	0	260
Female	33	39	45	47	40	41	34	0	0	0	0	0	0	0	279
Total	66	77	86	79	76	88	67	0	0	0	0	0	0	0	539

Enrolment By Grade
For St. Edward's



* Data from the 2002-2003 AGR(Enrolment/Age as of the last day in Sept./Dec.)

** Newfoundland Statistics Classification System

*** May include itinerant teachers



**School Description Report
2002-03**

District 10 - Avalon East

#317 - St. Francis of Assisi, St. John's

Classification: Urban Community/Avalon Region**
Offers Distance Education: No

Grades: K-6

Number of Grades: 7

[School FTE PTR : 13.5](#)

[District FTE PTR : 15.3](#)

[Provincial FTE PTR : 13.5](#)

[FTE Teachers](#) *** : 13.0

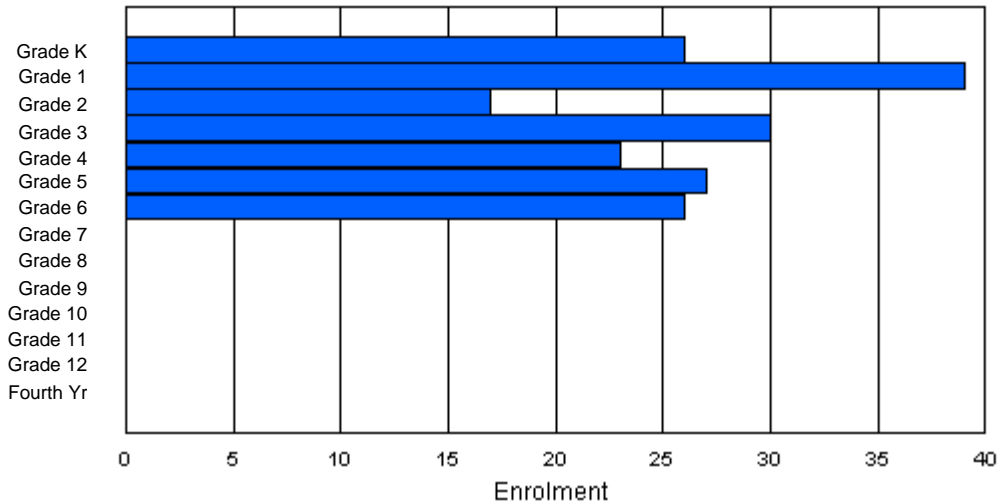
Enrolment By Age and Gender

Gender	Age																Total
	5	6	7	8	9	10	11	12	13	14	15	16	17	18	19	20>	
Male	14	18	11	13	15	12	13	0	0	0	0	0	0	0	0	0	96
Female	12	19	7	15	11	14	12	2	0	0	0	0	0	0	0	0	92
Total	26	37	18	28	26	26	25	2	0	0	0	0	0	0	0	0	188

Enrolment By Grade and Gender

Gender	Grade														Total
	K	1	2	3	4	5	6	7	8	9	10	11	12	4th	
Male	14	20	10	14	13	12	13	0	0	0	0	0	0	0	96
Female	12	19	7	16	10	15	13	0	0	0	0	0	0	0	92
Total	26	39	17	30	23	27	26	0	0	0	0	0	0	0	188

Enrolment By Grade
For St. Francis of Assisi



* Data from the 2002-2003 AGR(Enrolment/Age as of the last day in Sept./Dec.)

** Newfoundland Statistics Classification System

*** May include itinerant teachers



**School Description Report
2002-03**

District 10 - Avalon East

#306 - St. George's Elementary, Conception Bay South

Classification: Urban Community/Avalon Region**
Offers Distance Education: No

Grades: K-6

Number of Grades: 7

[School FTE PTR : 14.1](#)

[District FTE PTR : 15.3](#)

[Provincial FTE PTR : 13.5](#)

[FTE Teachers](#) *** : 20.2

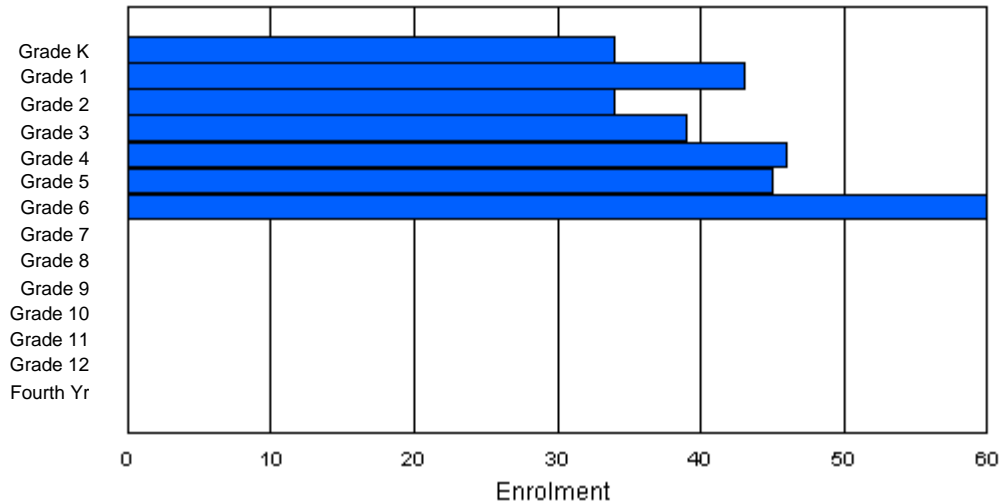
Enrolment By Age and Gender

Gender	Age																Total
	5	6	7	8	9	10	11	12	13	14	15	16	17	18	19	20>	
Male	17	22	16	19	18	20	34	2	0	1	0	0	0	0	0	0	149
Female	15	24	13	24	25	27	24	0	0	0	0	0	0	0	0	0	152
Total	32	46	29	43	43	47	58	2	0	1	0	0	0	0	0	0	301

Enrolment By Grade and Gender

Gender	Grade														Total
	K	1	2	3	4	5	6	7	8	9	10	11	12	4th	
Male	18	21	18	17	20	19	36	0	0	0	0	0	0	0	149
Female	16	22	16	22	26	26	24	0	0	0	0	0	0	0	152
Total	34	43	34	39	46	45	60	0	0	0	0	0	0	0	301

Enrolment By Grade
For St. George's Elementary



* Data from the 2002-2003 AGR(Enrolment/Age as of the last day in Sept./Dec.)

** Newfoundland Statistics Classification System

*** May include itinerant teachers



**School Description Report
2002-03**

District 10 - Avalon East

#350 - St. John Bosco, St. John's

Classification: Urban Community/Avalon Region**
Offers Distance Education: No

Grades: K-9

Number of Grades: 10

[School FTE PTR : 12.8](#)

[District FTE PTR : 15.3](#)

[Provincial FTE PTR : 13.5](#)

[FTE Teachers](#) *** : 26.0

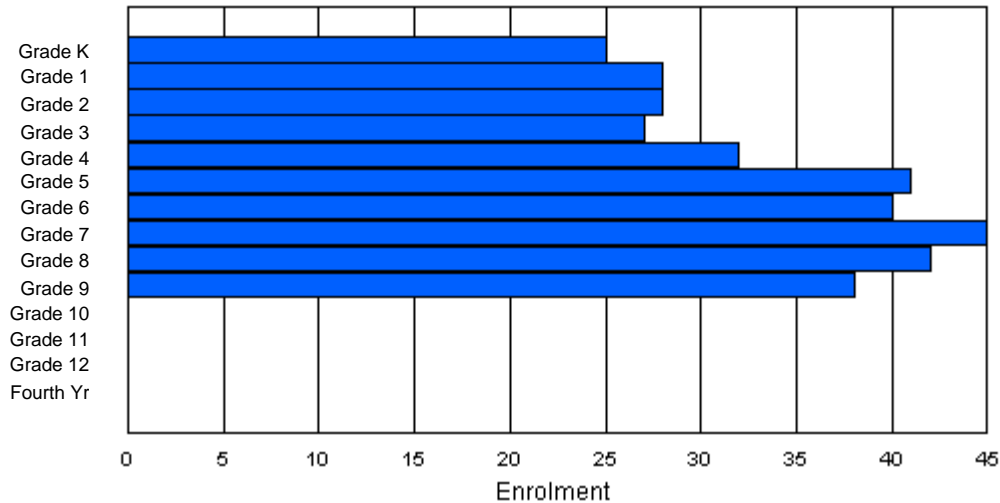
Enrolment By Age and Gender

Gender	Age																Total
	5	6	7	8	9	10	11	12	13	14	15	16	17	18	19	20>	
Male	16	17	10	16	16	23	21	17	24	23	6	0	0	0	0	0	189
Female	9	10	8	11	25	17	18	15	21	13	9	1	0	0	0	0	157
Total	25	27	18	27	41	40	39	32	45	36	15	1	0	0	0	0	346

Enrolment By Grade and Gender

Gender	Grade														Total
	K	1	2	3	4	5	6	7	8	9	10	11	12	4th	
Male	16	18	11	15	16	24	21	22	27	19	0	0	0	0	189
Female	9	10	17	12	16	17	19	23	15	19	0	0	0	0	157
Total	25	28	28	27	32	41	40	45	42	38	0	0	0	0	346

Enrolment By Grade
For St. John Bosco



* Data from the 2002-2003 AGR(Enrolment/Age as of the last day in Sept./Dec.)

** Newfoundland Statistics Classification System

*** May include itinerant teachers



**School Description Report
2002-03**

District 10 - Avalon East

#353 - St. Kevin's Elementary, St. John's (Goulds)

Classification: Urban Community/Avalon Region**
Offers Distance Education: No

Grades: 5-9

Number of Grades: 5

[School FTE PTR : 17.7](#)

[District FTE PTR : 15.3](#)

[Provincial FTE PTR : 13.5](#)

[FTE Teachers](#) *** : 33.8

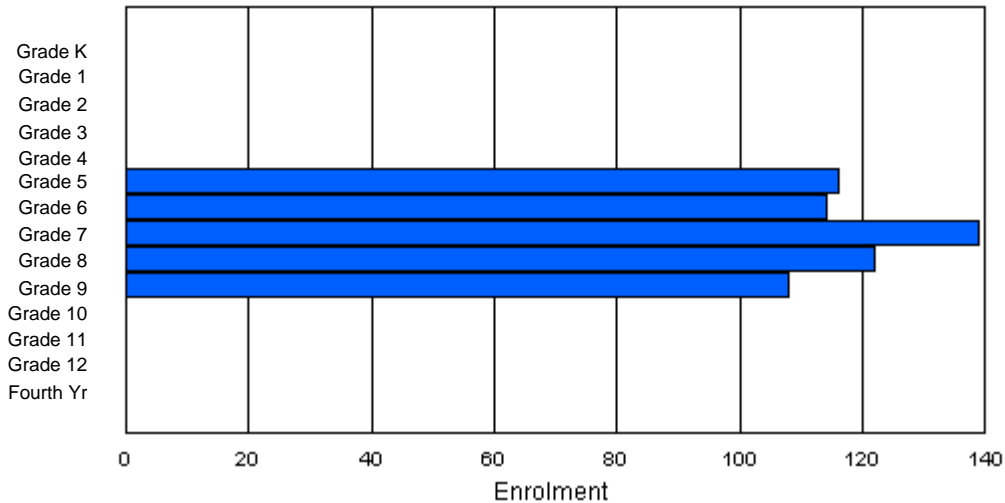
Enrolment By Age and Gender

Gender	Age																	Total
	5	6	7	8	9	10	11	12	13	14	15	16	17	18	19	20>		
Male	0	0	0	0	0	57	56	64	65	42	13	1	1	0	0	0	299	
Female	0	0	0	0	0	48	56	75	57	54	9	0	1	0	0	0	300	
Total	0	0	0	0	0	105	112	139	122	96	22	1	2	0	0	0	599	

Enrolment By Grade and Gender

Gender	Grade															Total
	K	1	2	3	4	5	6	7	8	9	10	11	12	4th		
Male	0	0	0	0	0	65	56	66	64	48	0	0	0	0	299	
Female	0	0	0	0	0	51	58	73	58	60	0	0	0	0	300	
Total	0	0	0	0	0	116	114	139	122	108	0	0	0	0	599	

Enrolment By Grade
For St. Kevin's Elementary



* Data from the 2002-2003 AGR(Enrolment/Age as of the last day in Sept./Dec.)

** Newfoundland Statistics Classification System

*** May include itinerant teachers



**School Description Report
2002-03**

District 10 - Avalon East

#354 - St. Kevin's High, St. John's (Goulds)

Classification: Urban Community/Avalon Region**
Offers Distance Education: No

Grades: 10-12

Number of Grades: 3

[School FTE PTR : 14.4](#)

[District FTE PTR : 15.3](#)

[Provincial FTE PTR : 13.5](#)

[FTE Teachers](#) *** : 25.8

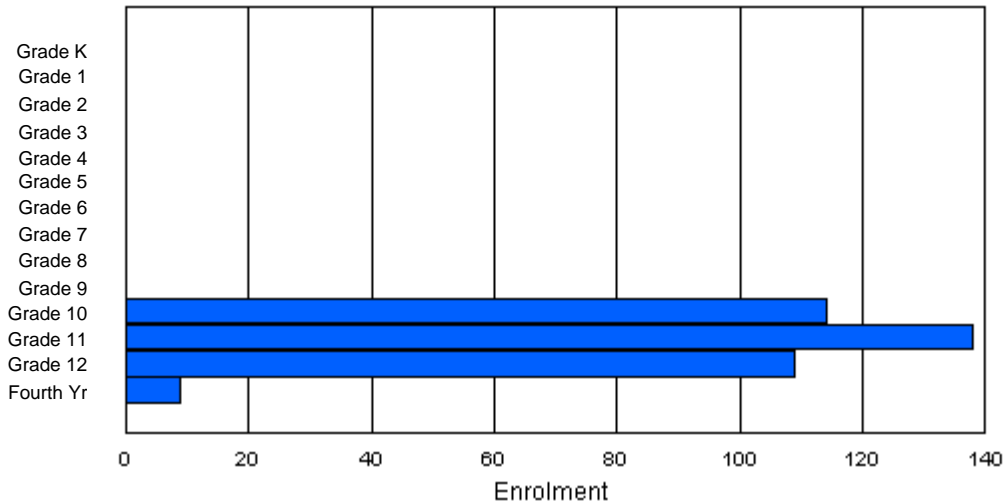
Enrolment By Age and Gender

Gender	Age																	Total
	5	6	7	8	9	10	11	12	13	14	15	16	17	18	19	20>		
Male	0	0	0	0	0	0	0	0	0	0	43	69	51	15	2	1	181	
Female	0	0	0	0	0	0	0	0	0	0	59	62	60	7	1	0	189	
Total	0	0	0	0	0	0	0	0	0	0	102	131	111	22	3	1	370	

Enrolment By Grade and Gender

Gender	Grade															Total
	K	1	2	3	4	5	6	7	8	9	10	11	12	4th		
Male	0	0	0	0	0	0	0	0	0	0	49	76	51	5	181	
Female	0	0	0	0	0	0	0	0	0	0	65	62	58	4	189	
Total	0	0	0	0	0	0	0	0	0	0	114	138	109	9	370	

Enrolment By Grade
For St. Kevin's High



* Data from the 2002-2003 AGR(Enrolment/Age as of the last day in Sept./Dec.)

** Newfoundland Statistics Classification System

*** May include itinerant teachers



**School Description Report
2002-03**

District 10 - Avalon East

#355 - St. Mary's Elementary, St. John's

Classification: Urban Community/Avalon Region**
Offers Distance Education: No

Grades: K-6

Number of Grades: 7

[School FTE PTR : 17.2](#)

[District FTE PTR : 15.3](#)

[Provincial FTE PTR : 13.5](#)

[FTE Teachers](#) *** : 11.0

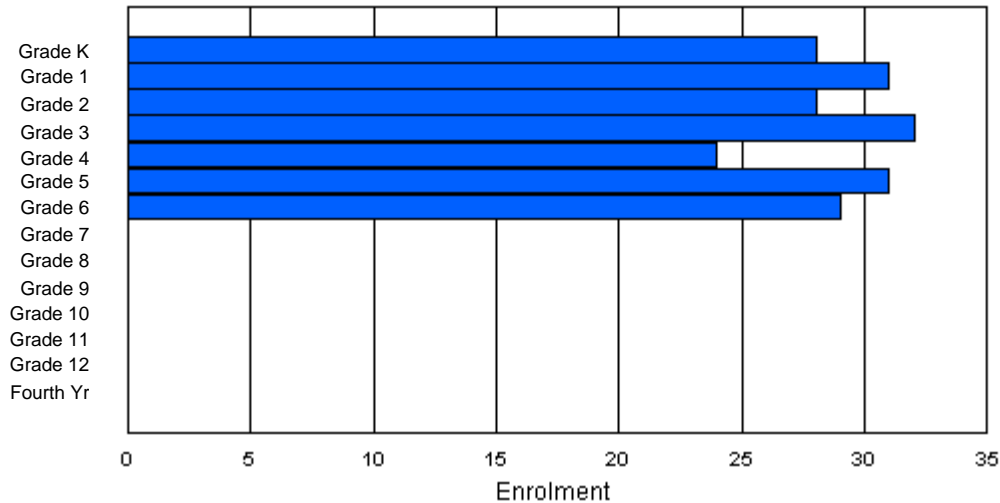
Enrolment By Age and Gender

Gender	Age																	Total
	5	6	7	8	9	10	11	12	13	14	15	16	17	18	19	20>		
Male	11	9	11	17	12	21	17	1	0	0	0	0	0	0	0	0	99	
Female	17	21	13	16	13	12	11	1	0	0	0	0	0	0	0	0	104	
Total	28	30	24	33	25	33	28	2	0	0	0	0	0	0	0	0	203	

Enrolment By Grade and Gender

Gender	Grade															Total
	K	1	2	3	4	5	6	7	8	9	10	11	12	4th		
Male	11	10	14	15	12	20	17	0	0	0	0	0	0	0	99	
Female	17	21	14	17	12	11	12	0	0	0	0	0	0	0	104	
Total	28	31	28	32	24	31	29	0	0	0	0	0	0	0	203	

Enrolment By Grade
For St. Mary's Elementary



* Data from the 2002-2003 AGR(Enrolment/Age as of the last day in Sept./Dec.)

** Newfoundland Statistics Classification System

*** May include itinerant teachers



**School Description Report
2002-03**

District 10 - Avalon East

#356 - St. Matthews Elementary, St. John's

Classification: Urban Community/Avalon Region**
Offers Distance Education: No

Grades: K-6

Number of Grades: 7

[School FTE PTR : 14.6](#)

[District FTE PTR : 15.3](#)

[Provincial FTE PTR : 13.5](#)

[FTE Teachers](#) *** : 31.0

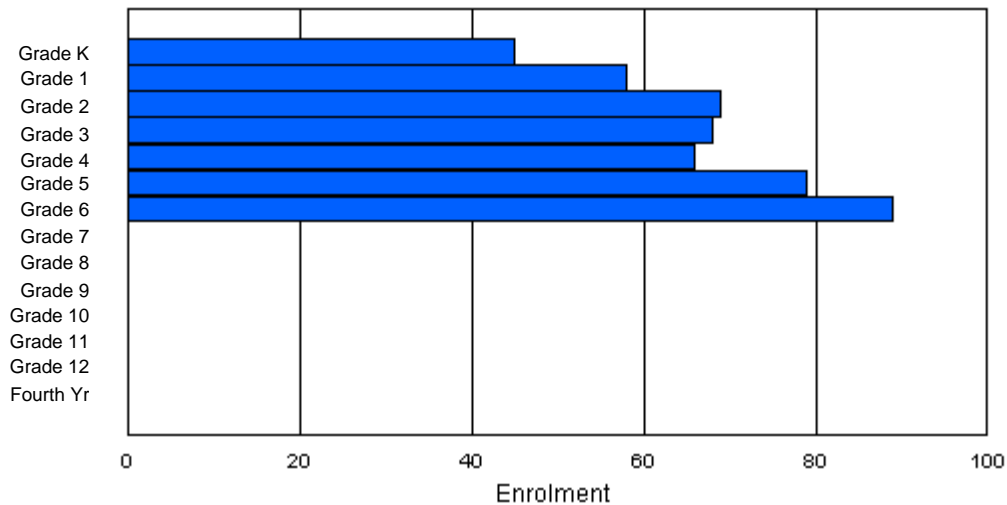
Enrolment By Age and Gender

Gender	Age																Total
	5	6	7	8	9	10	11	12	13	14	15	16	17	18	19	20>	
Male	22	28	27	37	30	39	37	6	1	0	0	1	0	0	1	1	230
Female	23	28	39	31	36	40	38	5	0	1	2	0	0	0	1	0	244
Total	45	56	66	68	66	79	75	11	1	1	2	1	0	0	2	1	474

Enrolment By Grade and Gender

Gender	Grade														Total
	K	1	2	3	4	5	6	7	8	9	10	11	12	4th	
Male	22	30	29	35	31	41	42	0	0	0	0	0	0	0	230
Female	23	28	40	33	35	38	47	0	0	0	0	0	0	0	244
Total	45	58	69	68	66	79	89	0	0	0	0	0	0	0	474

Enrolment By Grade
For St. Matthews Elementary



* Data from the 2002-2003 AGR(Enrolment/Age as of the last day in Sept./Dec.)

** Newfoundland Statistics Classification System

*** May include itinerant teachers



**School Description Report
2002-03**

District 10 - Avalon East

#296 - St. Michael's High, Bell Island

Classification: Rural Community/Avalon Region**
Offers Distance Education: No

Grades: 9-12

Number of Grades: 4

[School FTE PTR : 12.9](#)

[District FTE PTR : 15.3](#)

[Provincial FTE PTR : 13.5](#)

[FTE Teachers](#) *** : 19.8

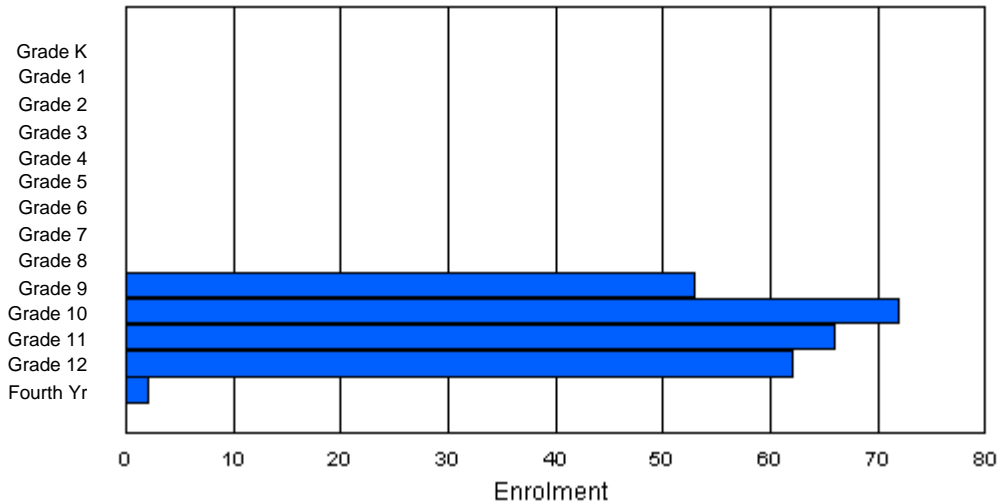
Enrolment By Age and Gender

Gender	Age																	Total
	5	6	7	8	9	10	11	12	13	14	15	16	17	18	19	20>		
Male	0	0	0	0	0	0	0	0	0	22	30	28	34	14	3	1	132	
Female	0	0	0	0	0	0	0	0	0	20	24	27	38	8	5	1	123	
Total	0	0	0	0	0	0	0	0	0	42	54	55	72	22	8	2	255	

Enrolment By Grade and Gender

Gender	Grade															Total
	K	1	2	3	4	5	6	7	8	9	10	11	12	4th		
Male	0	0	0	0	0	0	0	0	0	29	38	33	30	2	132	
Female	0	0	0	0	0	0	0	0	0	24	34	33	32	0	123	
Total	0	0	0	0	0	0	0	0	0	53	72	66	62	2	255	

Enrolment By Grade
For St. Michael's High



* Data from the 2002-2003 AGR(Enrolment/Age as of the last day in Sept./Dec.)

** Newfoundland Statistics Classification System

*** May include itinerant teachers



**School Description Report
2002-03**

District 10 - Avalon East

#292 - St. Patrick's Elementary, Bay Bulls

Classification: Urban Community/Avalon Region**
Offers Distance Education: No

Grades: 4-6

Number of Grades: 3

[School FTE PTR : 12.0](#)

[District FTE PTR : 15.3](#)

[Provincial FTE PTR : 13.5](#)

[FTE Teachers](#) *** : 10.5

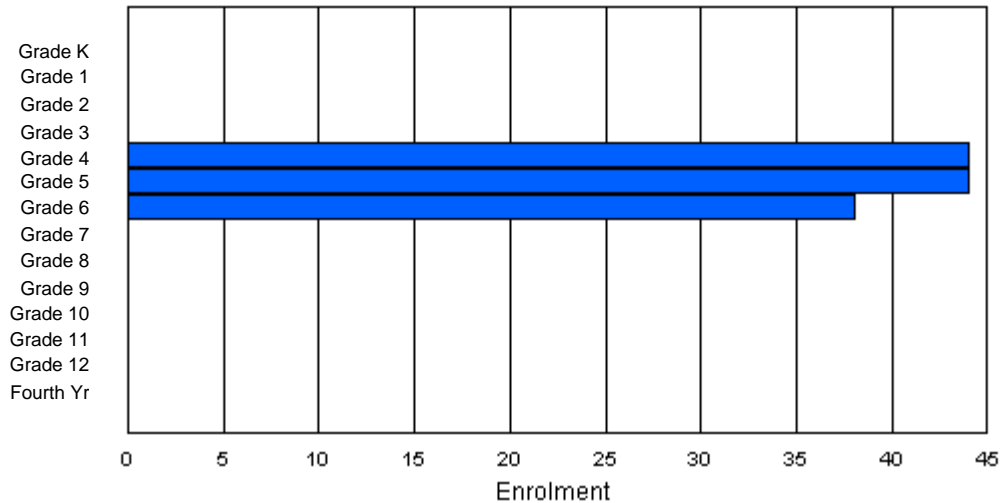
Enrolment By Age and Gender

Gender	Age																	Total
	5	6	7	8	9	10	11	12	13	14	15	16	17	18	19	20>		
Male	0	0	0	0	19	26	18	1	0	0	0	0	0	0	0	0	64	
Female	0	0	0	0	23	17	22	0	0	0	0	0	0	0	0	0	62	
Total	0	0	0	0	42	43	40	1	0	0	0	0	0	0	0	0	126	

Enrolment By Grade and Gender

Gender	Grade															Total
	K	1	2	3	4	5	6	7	8	9	10	11	12	4th		
Male	0	0	0	0	20	28	16	0	0	0	0	0	0	0	64	
Female	0	0	0	0	24	16	22	0	0	0	0	0	0	0	62	
Total	0	0	0	0	44	44	38	0	0	0	0	0	0	0	126	

Enrolment By Grade
For St. Patrick's Elementary



* Data from the 2002-2003 AGR(Enrolment/Age as of the last day in Sept./Dec.)

** Newfoundland Statistics Classification System

*** May include itinerant teachers



**School Description Report
2002-03**

District 10 - Avalon East

#359 - St. Paul's Junior High, St. John's

Classification: Urban Community/Avalon Region**
Offers Distance Education: No

Grades: 7-9

Number of Grades: 3

[School FTE PTR : 15.8](#)

[District FTE PTR : 15.3](#)

[Provincial FTE PTR : 13.5](#)

[FTE Teachers](#) *** : 33.0

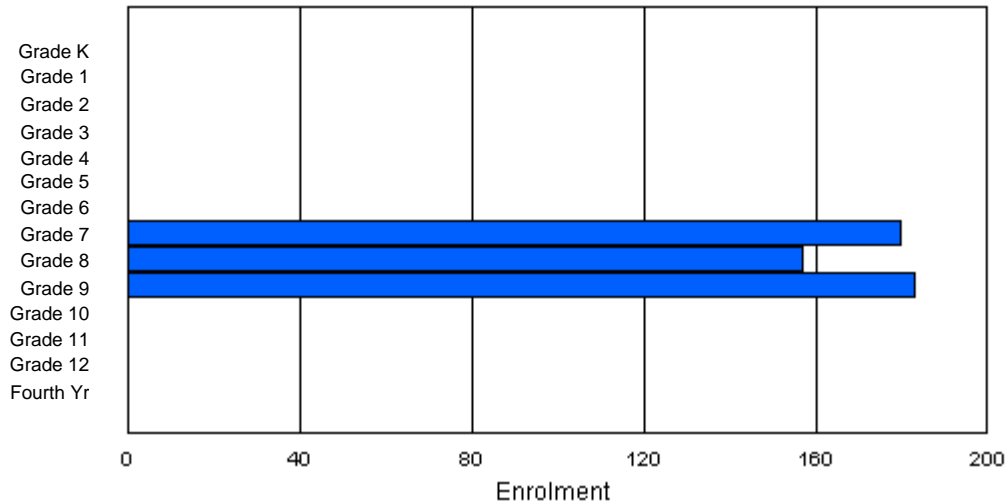
Enrolment By Age and Gender

Gender	Age																	Total
	5	6	7	8	9	10	11	12	13	14	15	16	17	18	19	20>		
Male	0	0	0	0	0	0	0	85	76	93	20	2	0	0	0	0	276	
Female	0	0	0	0	0	0	0	76	82	65	20	1	0	0	0	0	244	
Total	0	0	0	0	0	0	0	161	158	158	40	3	0	0	0	0	520	

Enrolment By Grade and Gender

Gender	Grade															Total
	K	1	2	3	4	5	6	7	8	9	10	11	12	4th		
Male	0	0	0	0	0	0	0	98	76	102	0	0	0	0	276	
Female	0	0	0	0	0	0	0	82	81	81	0	0	0	0	244	
Total	0	0	0	0	0	0	0	180	157	183	0	0	0	0	520	

Enrolment By Grade
For St. Paul's Junior High



* Data from the 2002-2003 AGR(Enrolment/Age as of the last day in Sept./Dec.)

** Newfoundland Statistics Classification System

*** May include itinerant teachers



**School Description Report
2002-03**

District 10 - Avalon East

#316 - St. Peter's Elementary, Mount Pearl

Classification: Urban Community/Avalon Region**
Offers Distance Education: No

Grades: K-6

Number of Grades: 7

[School FTE PTR : 17.6](#)

[District FTE PTR : 15.3](#)

[Provincial FTE PTR : 13.5](#)

[FTE Teachers](#) *** : 37.8

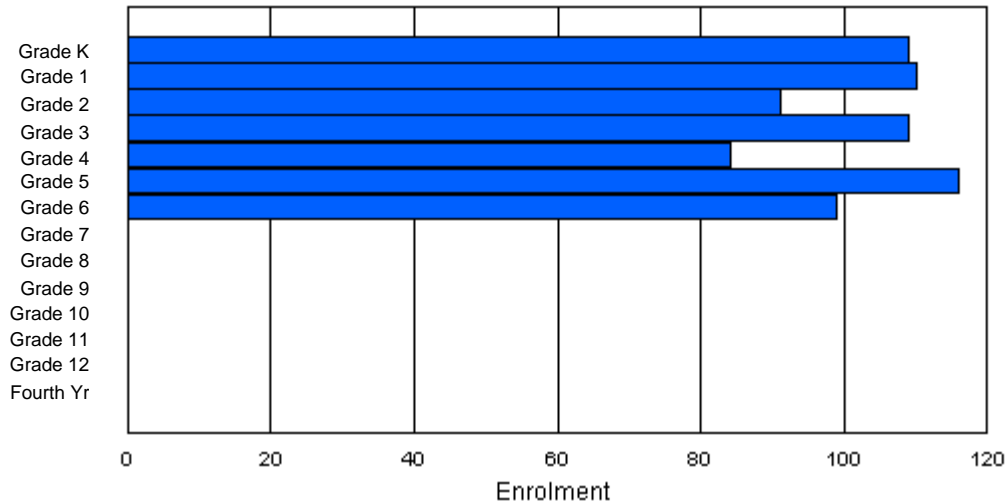
Enrolment By Age and Gender

Gender	Age																Total
	5	6	7	8	9	10	11	12	13	14	15	16	17	18	19	20>	
Male	46	49	50	54	41	58	45	1	0	0	0	0	0	0	0	0	344
Female	61	57	43	56	42	51	63	1	0	0	0	0	0	0	0	0	374
Total	107	106	93	110	83	109	108	2	0	0	0	0	0	0	0	0	718

Enrolment By Grade and Gender

Gender	Grade														Total
	K	1	2	3	4	5	6	7	8	9	10	11	12	4th	
Male	48	51	50	52	43	62	38	0	0	0	0	0	0	0	344
Female	61	59	41	57	41	54	61	0	0	0	0	0	0	0	374
Total	109	110	91	109	84	116	99	0	0	0	0	0	0	0	718

Enrolment By Grade
For St. Peter's Elementary



* Data from the 2002-2003 AGR(Enrolment/Age as of the last day in Sept./Dec.)

** Newfoundland Statistics Classification System

*** May include itinerant teachers



**School Description Report
2002-03**

District 10 - Avalon East

#315 - St. Peter's Junior High School, Mount Pearl

Classification: Urban Community/Avalon Region**
Offers Distance Education: No

Grades: 7-9

Number of Grades: 3

[School FTE PTR : 17.6](#)

[District FTE PTR : 15.3](#)

[Provincial FTE PTR : 13.5](#)

[FTE Teachers](#) *** : 39.0

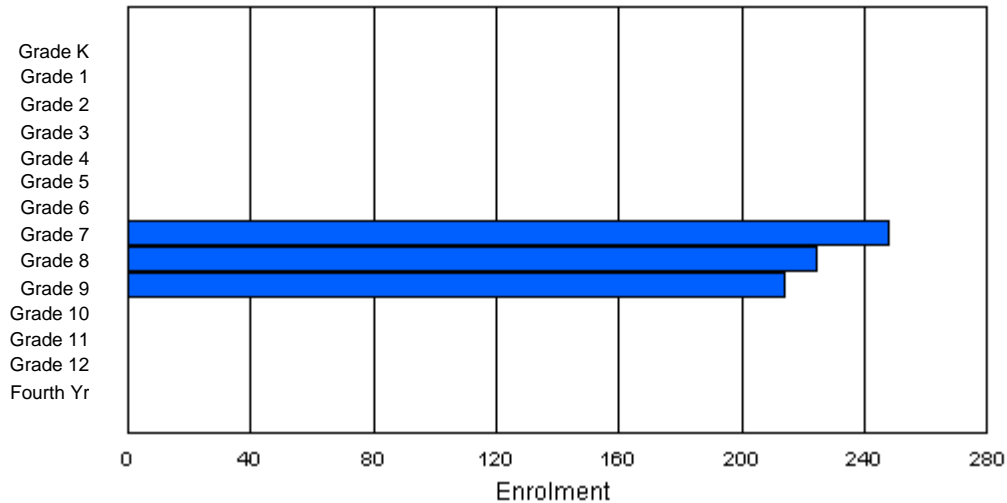
Enrolment By Age and Gender

Gender	Age																Total
	5	6	7	8	9	10	11	12	13	14	15	16	17	18	19	20>	
Male	0	0	0	0	0	0	10	99	122	117	16	2	0	0	0	0	366
Female	0	0	0	0	0	0	19	101	102	88	10	0	0	0	0	0	320
Total	0	0	0	0	0	0	29	200	224	205	26	2	0	0	0	0	686

Enrolment By Grade and Gender

Gender	Grade														Total
	K	1	2	3	4	5	6	7	8	9	10	11	12	4th	
Male	0	0	0	0	0	0	0	122	124	120	0	0	0	0	366
Female	0	0	0	0	0	0	0	126	100	94	0	0	0	0	320
Total	0	0	0	0	0	0	0	248	224	214	0	0	0	0	686

Enrolment By Grade
For St. Peter's Junior High School



* Data from the 2002-2003 AGR(Enrolment/Age as of the last day in Sept./Dec.)

** Newfoundland Statistics Classification System

*** May include itinerant teachers



**School Description Report
2002-03**

District 10 - Avalon East

#362 - St. Teresa's School/Ecole Ste-Thérèse, St. John's

Classification: Urban Community/Avalon Region**
Offers Distance Education: No

Grades: K-6

Number of Grades: 7

[School FTE PTR : 13.7](#)

[District FTE PTR : 15.3](#)

[Provincial FTE PTR : 13.5](#)

[FTE Teachers](#) *** : 34.2

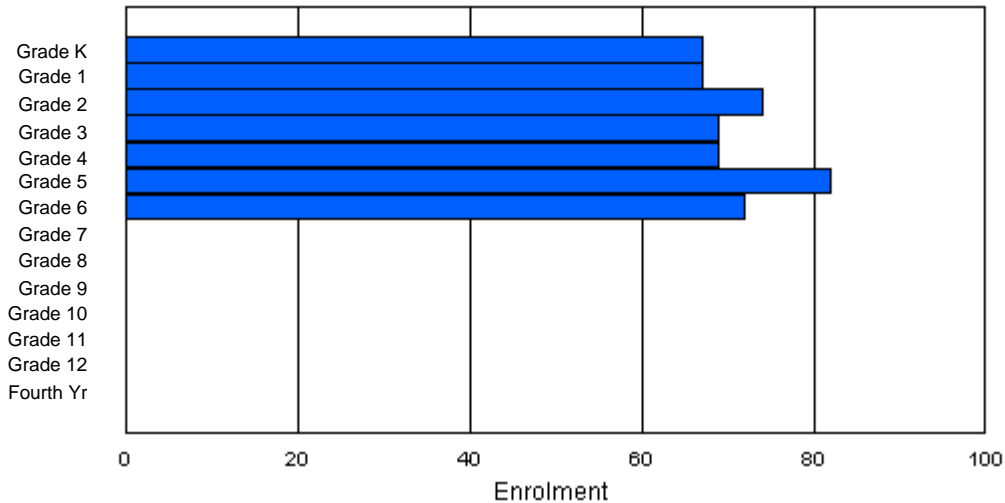
Enrolment By Age and Gender

Gender	Age																Total
	5	6	7	8	9	10	11	12	13	14	15	16	17	18	19	20>	
Male	31	37	45	27	33	35	31	6	0	0	0	0	0	0	0	0	245
Female	34	25	34	41	36	47	32	6	0	0	0	0	0	0	0	0	255
Total	65	62	79	68	69	82	63	12	0	0	0	0	0	0	0	0	500

Enrolment By Grade and Gender

Gender	Grade														Total
	K	1	2	3	4	5	6	7	8	9	10	11	12	4th	
Male	33	40	41	27	34	35	35	0	0	0	0	0	0	0	245
Female	34	27	33	42	35	47	37	0	0	0	0	0	0	0	255
Total	67	67	74	69	69	82	72	0	0	0	0	0	0	0	500

Enrolment By Grade
For St. Teresa's School/Ecole Ste-Thérèse



* Data from the 2002-2003 AGR(Enrolment/Age as of the last day in Sept./Dec.)

** Newfoundland Statistics Classification System

*** May include itinerant teachers



**School Description Report
2002-03**

District 10 - Avalon East

#370 - Stella Maris Academy, Trepassey

Classification: Rural Community/Avalon Region**
Offers Distance Education: Yes

Grades: K-12

Number of Grades: 13

[School FTE PTR : 9.8](#)

[District FTE PTR : 15.3](#)

[Provincial FTE PTR : 13.5](#)

[FTE Teachers](#) *** : 22.8

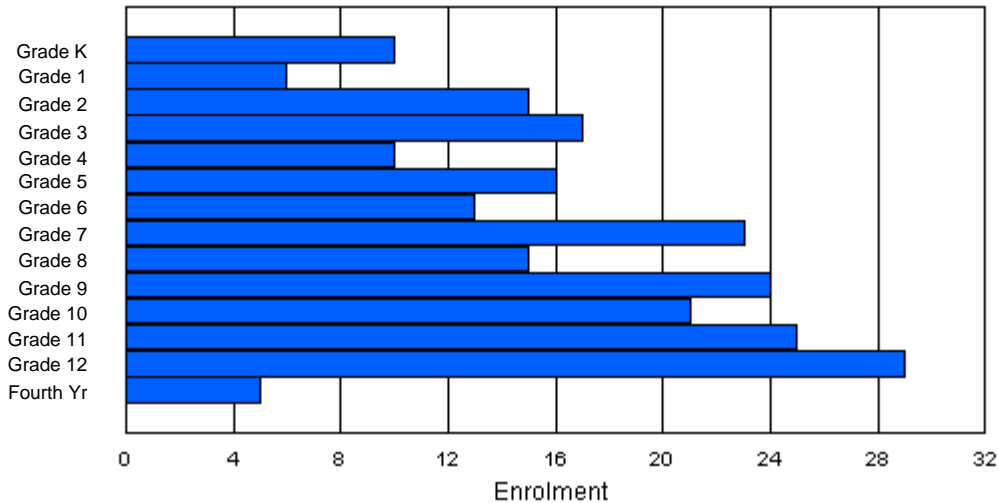
Enrolment By Age and Gender

Gender	Age																	Total
	5	6	7	8	9	10	11	12	13	14	15	16	17	18	19	20>		
Male	4	3	8	9	4	7	6	9	9	14	8	15	19	3	0	0	118	
Female	6	3	5	10	6	8	7	8	9	10	14	9	11	3	2	0	111	
Total	10	6	13	19	10	15	13	17	18	24	22	24	30	6	2	0	229	

Enrolment By Grade and Gender

Gender	Grade															Total
	K	1	2	3	4	5	6	7	8	9	10	11	12	4th		
Male	4	3	10	7	4	7	7	12	7	13	9	16	16	3	118	
Female	6	3	5	10	6	9	6	11	8	11	12	9	13	2	111	
Total	10	6	15	17	10	16	13	23	15	24	21	25	29	5	229	

Enrolment By Grade
For Stella Maris Academy



* Data from the 2002-2003 AGR(Enrolment/Age as of the last day in Sept./Dec.)

** Newfoundland Statistics Classification System

*** May include itinerant teachers



**School Description Report
2002-03**

District 10 - Avalon East

#366 - Topsail Elementary, Conception Bay South

Classification: Urban Community/Avalon Region**
Offers Distance Education: No

Grades: K-5

Number of Grades: 6

[School FTE PTR : 16.3](#)

[District FTE PTR : 15.3](#)

[Provincial FTE PTR : 13.5](#)

[FTE Teachers](#) *** : 34.0

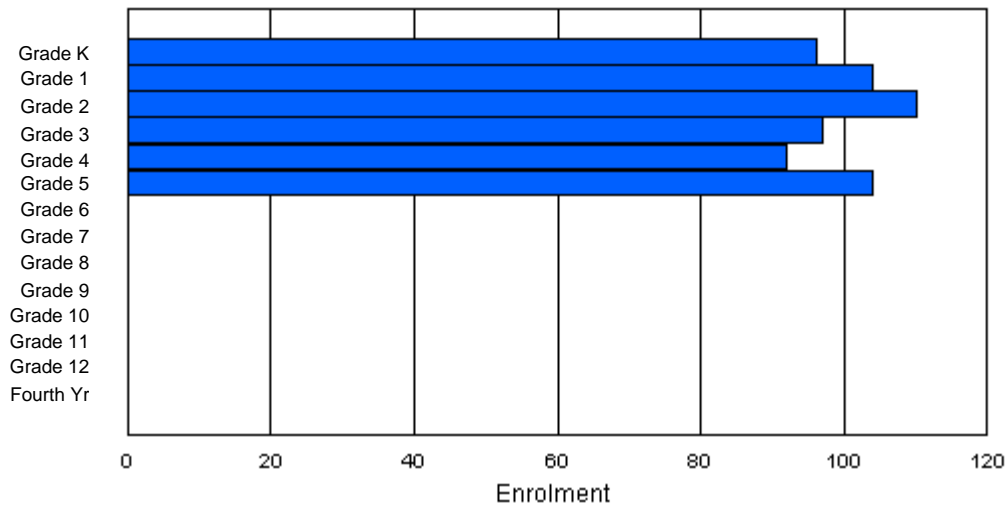
Enrolment By Age and Gender

Gender	Age																	Total
	5	6	7	8	9	10	11	12	13	14	15	16	17	18	19	20>		
Male	39	51	55	57	48	55	4	1	0	0	0	0	0	0	0	0	310	
Female	57	52	54	39	44	45	2	0	0	0	0	0	0	0	0	0	293	
Total	96	103	109	96	92	100	6	1	0	0	0	0	0	0	0	0	603	

Enrolment By Grade and Gender

Gender	Grade															Total
	K	1	2	3	4	5	6	7	8	9	10	11	12	4th		
Male	39	52	56	56	49	58	0	0	0	0	0	0	0	0	310	
Female	57	52	54	41	43	46	0	0	0	0	0	0	0	0	293	
Total	96	104	110	97	92	104	0	0	0	0	0	0	0	0	603	

Enrolment By Grade
For Topsail Elementary



* Data from the 2002-2003 AGR(Enrolment/Age as of the last day in Sept./Dec.)

** Newfoundland Statistics Classification System

*** May include itinerant teachers



**School Description Report
2002-03**

District 10 - Avalon East

#371 - Upper Gullies Elementary, Conception Bay South(

Classification: Urban Community/Avalon Region**
Offers Distance Education: No

Grades: K-6

Number of Grades: 7

[School FTE PTR : 15.6](#)

[District FTE PTR : 15.3](#)

[Provincial FTE PTR : 13.5](#)

[FTE Teachers](#) *** : 21.0

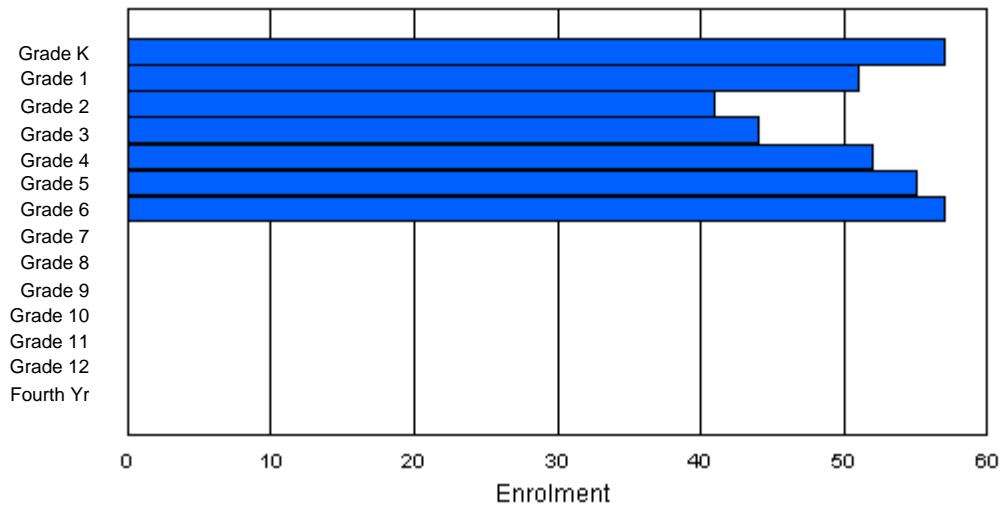
Enrolment By Age and Gender

Gender	Age																Total
	5	6	7	8	9	10	11	12	13	14	15	16	17	18	19	20>	
Male	28	32	18	24	29	23	25	2	0	0	0	0	0	0	0	0	181
Female	26	20	21	20	26	30	33	0	0	0	0	0	0	0	0	0	176
Total	54	52	39	44	55	53	58	2	0	0	0	0	0	0	0	0	357

Enrolment By Grade and Gender

Gender	Grade														Total
	K	1	2	3	4	5	6	7	8	9	10	11	12	4th	
Male	31	29	20	25	27	25	24	0	0	0	0	0	0	0	181
Female	26	22	21	19	25	30	33	0	0	0	0	0	0	0	176
Total	57	51	41	44	52	55	57	0	0	0	0	0	0	0	357

Enrolment By Grade
For Upper Gullies Elementary



* Data from the 2002-2003 AGR(Enrolment/Age as of the last day in Sept./Dec.)

** Newfoundland Statistics Classification System

*** May include itinerant teachers



**School Description Report
2002-03**

District 10 - Avalon East

#363 - Vanier Elementary, St. John's

Classification: Urban Community/Avalon Region**
Offers Distance Education: No

Grades: K-6

Number of Grades: 7

[School FTE PTR : 17.0](#)

[District FTE PTR : 15.3](#)

[Provincial FTE PTR : 13.5](#)

[FTE Teachers](#) *** : 21.5

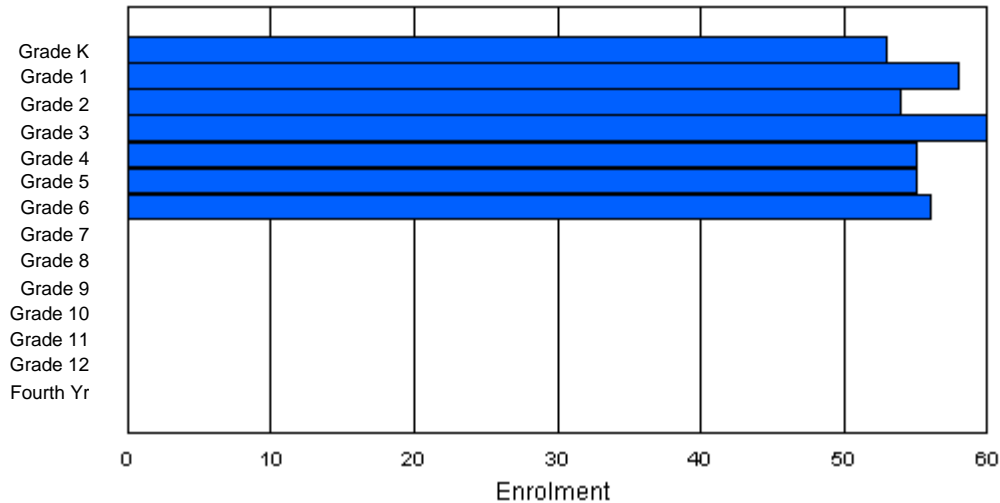
Enrolment By Age and Gender

Gender	Age																	Total
	5	6	7	8	9	10	11	12	13	14	15	16	17	18	19	20>		
Male	24	33	30	23	30	30	26	0	0	0	0	0	0	0	0	0	196	
Female	29	24	25	33	23	31	30	0	0	0	0	0	0	0	0	0	195	
Total	53	57	55	56	53	61	56	0	0	0	0	0	0	0	0	0	391	

Enrolment By Grade and Gender

Gender	Grade															Total
	K	1	2	3	4	5	6	7	8	9	10	11	12	4th		
Male	24	34	29	25	31	27	26	0	0	0	0	0	0	0	196	
Female	29	24	25	35	24	28	30	0	0	0	0	0	0	0	195	
Total	53	58	54	60	55	55	56	0	0	0	0	0	0	0	391	

Enrolment By Grade
For Vanier Elementary



* Data from the 2002-2003 AGR(Enrolment/Age as of the last day in Sept./Dec.)

** Newfoundland Statistics Classification System

*** May include itinerant teachers



**School Description Report
2002-03**

District 10 - Avalon East

#305 - Villanova Junior High, Conception Bay South

Classification: Urban Community/Avalon Region**
Offers Distance Education: No

Grades: 6-9

Number of Grades: 4

[School FTE PTR : 18.1](#)

[District FTE PTR : 15.3](#)

[Provincial FTE PTR : 13.5](#)

[FTE Teachers](#) *** : 39.0

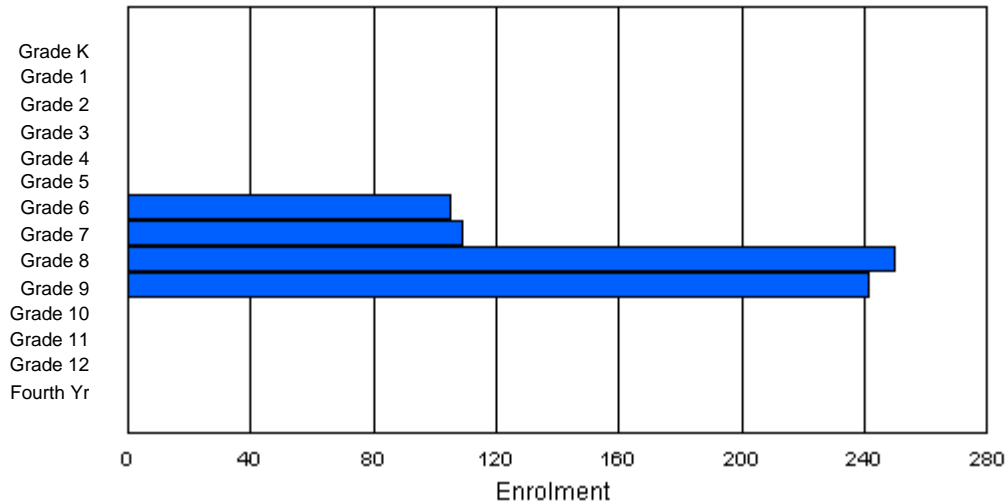
Enrolment By Age and Gender

Gender	Age																	Total
	5	6	7	8	9	10	11	12	13	14	15	16	17	18	19	20>		
Male	0	0	0	0	0	0	49	48	116	146	22	1	0	0	0	0	382	
Female	0	0	0	0	0	0	53	55	121	89	5	0	0	0	0	0	323	
Total	0	0	0	0	0	0	102	103	237	235	27	1	0	0	0	0	705	

Enrolment By Grade and Gender

Gender	Grade															Total
	K	1	2	3	4	5	6	7	8	9	10	11	12	4th		
Male	0	0	0	0	0	0	50	53	123	156	0	0	0	0	382	
Female	0	0	0	0	0	0	55	56	127	85	0	0	0	0	323	
Total	0	0	0	0	0	0	105	109	250	241	0	0	0	0	705	

Enrolment By Grade
For Villanova Junior High



* Data from the 2002-2003 AGR(Enrolment/Age as of the last day in Sept./Dec.)

** Newfoundland Statistics Classification System

*** May include itinerant teachers



**School Description Report
2002-03**

District 10 - Avalon East

#364 - Virginia Park Elementary School, St. John's

Classification: Urban Community/Avalon Region**
Offers Distance Education: No

Grades: K-6

Number of Grades: 7

[School FTE PTR : 11.5](#)

[District FTE PTR : 15.3](#)

[Provincial FTE PTR : 13.5](#)

[FTE Teachers](#) *** : 22.3

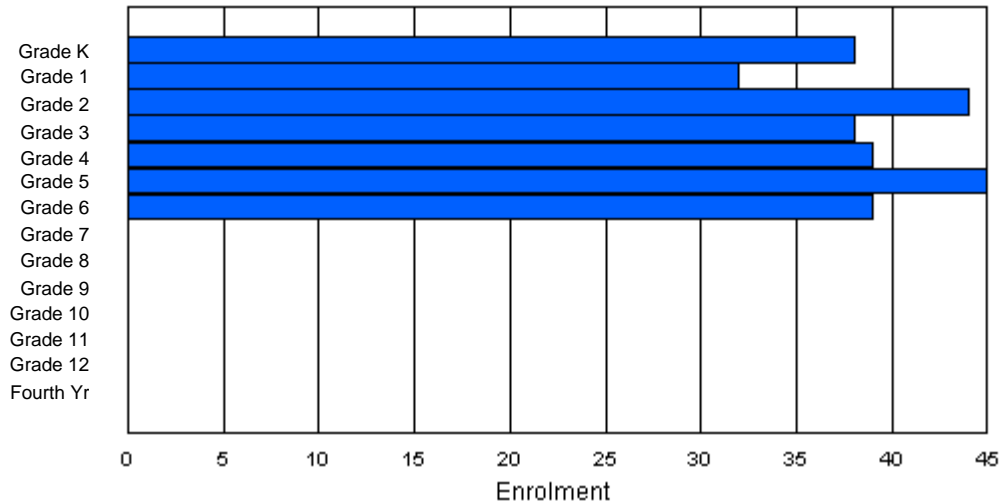
Enrolment By Age and Gender

Gender	Age																Total
	5	6	7	8	9	10	11	12	13	14	15	16	17	18	19	20>	
Male	20	16	14	19	15	25	19	4	0	0	0	0	0	0	0	0	132
Female	17	18	26	21	18	25	14	3	1	0	0	0	0	0	0	0	143
Total	37	34	40	40	33	50	33	7	1	0	0	0	0	0	0	0	275

Enrolment By Grade and Gender

Gender	Grade														Total
	K	1	2	3	4	5	6	7	8	9	10	11	12	4th	
Male	20	15	17	17	20	22	21	0	0	0	0	0	0	0	132
Female	18	17	27	21	19	23	18	0	0	0	0	0	0	0	143
Total	38	32	44	38	39	45	39	0	0	0	0	0	0	0	275

Enrolment By Grade
For Virginia Park Elementary School



* Data from the 2002-2003 AGR(Enrolment/Age as of the last day in Sept./Dec.)

** Newfoundland Statistics Classification System

*** May include itinerant teachers



**School Description Report
2002-03**

District 11 -Conseil Scolaire Francophone Provincial

(Francophone School)

#459 - Centre éducatif l'ENVOL, Labrador City

Classification: Urban Community/Labrador Region*
Offers Distance Education: No

Grades: K-8,10

Number of Grades: 10

[School FTE PTR : 4.5](#)

[District FTE PTR : 6.9](#)

[Provincial FTE PTR : 13.5](#)

[FTE Teachers](#) *** : 5.0

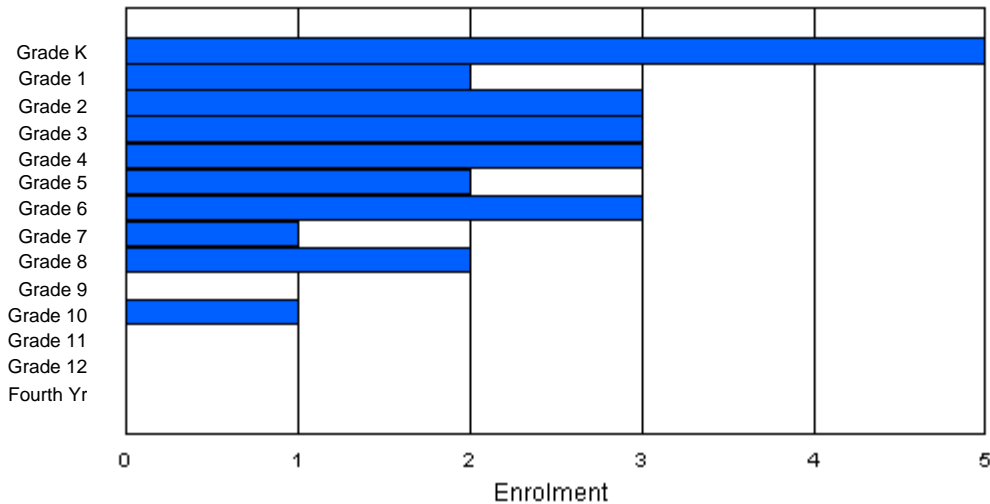
Enrolment By Age and Gender

Gender	Age																	Total
	5	6	7	8	9	10	11	12	13	14	15	16	17	18	19	20>		
Male	4	0	2	2	1	2	2	2	2	1	0	0	0	0	0	0	18	
Female	1	2	1	1	0	1	1	0	0	0	0	0	0	0	0	0	7	
Total	5	2	3	3	1	3	3	2	2	1	0	0	0	0	0	0	25	

Enrolment By Grade and Gender

Gender	Grade															Total
	K	1	2	3	4	5	6	7	8	9	10	11	12	4th		
Male	4	0	2	2	3	1	2	1	2	0	1	0	0	0	18	
Female	1	2	1	1	0	1	1	0	0	0	0	0	0	0	7	
Total	5	2	3	3	3	2	3	1	2	0	1	0	0	0	25	

Enrolment By Grade
For Centre éducatif l'ENVOL



* Data from the 2002-2003 AGR(Enrolment/Age as of the last day in Sept./Dec.)

** Newfoundland Statistics Classification System

*** May include itinerant teachers



**School Description Report
2002-03**

District 11 - Conseil Scolaire Francophone Provincial

(Francophone School)

#472 - École Boréale de Goose Bay, Happy Valley - Goose

Classification: Urban Community/Labrador Region*
Offers Distance Education: No

Grades: K-6,9

Number of Grades: 8

[School FTE PTR : 10.0](#)

[District FTE PTR : 6.9](#)

[Provincial FTE PTR : 13.5](#)

[FTE Teachers](#) *** : 3.0

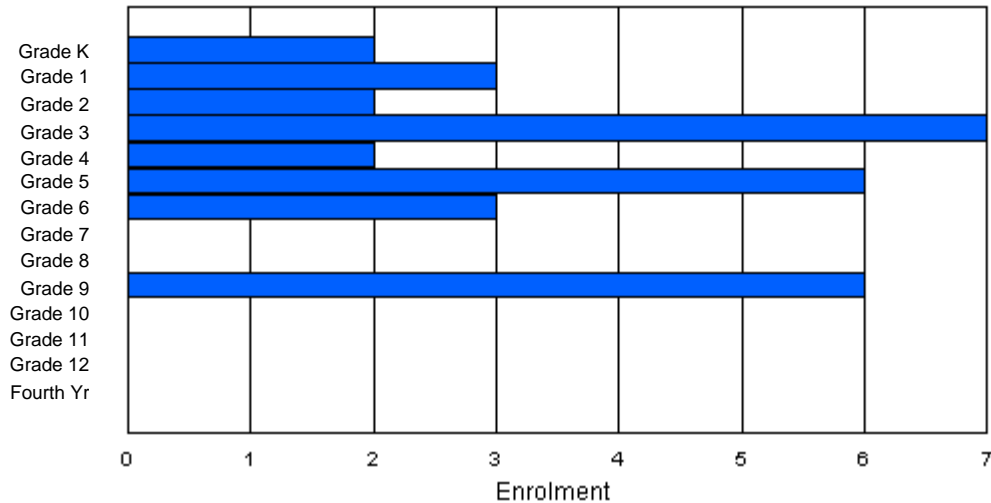
Enrolment By Age and Gender

Gender	Age																	Total
	5	6	7	8	9	10	11	12	13	14	15	16	17	18	19	20>		
Male	0	1	2	4	1	3	0	0	0	0	0	1	0	0	0	0	12	
Female	3	1	1	1	2	3	2	0	1	2	1	1	0	1	0	0	19	
Total	3	2	3	5	3	6	2	0	1	2	1	2	0	1	0	0	31	

Enrolment By Grade and Gender

Gender	Grade															Total
	K	1	2	3	4	5	6	7	8	9	10	11	12	4th		
Male	0	1	1	5	1	3	0	0	0	1	0	0	0	0	12	
Female	2	2	1	2	1	3	3	0	0	5	0	0	0	0	19	
Total	2	3	2	7	2	6	3	0	0	6	0	0	0	0	31	

Enrolment By Grade
For École Boréale de Goose Bay



* Data from the 2002-2003 AGR(Enrolment/Age as of the last day in Sept./Dec.)

** Newfoundland Statistics Classification System

*** May include itinerant teachers



**School Description Report
2002-03**

District 11 - Conseil Scolaire Francophone Provincial

(Francophone School)

#460 - École Française de Saint-Jean, St. John's

Classification: Urban Community/Avalon Region**
Offers Distance Education: No

Grades: K-11

Number of Grades: 12

[School FTE PTR : 6.3](#)

[District FTE PTR : 6.9](#)

[Provincial FTE PTR : 13.5](#)

[FTE Teachers](#) *** : 7.5

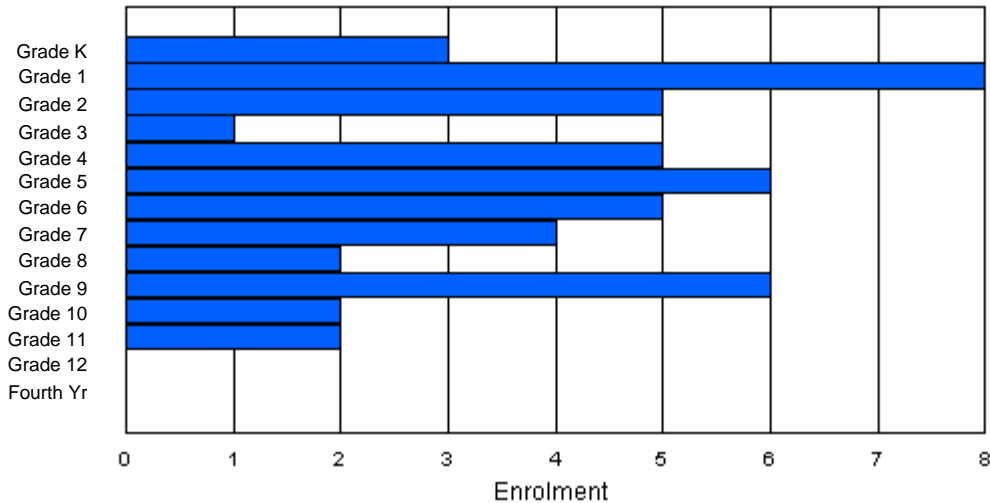
Enrolment By Age and Gender

Gender	Age																	Total
	5	6	7	8	9	10	11	12	13	14	15	16	17	18	19	20>		
Male	2	5	2	1	0	5	0	2	2	4	1	2	0	0	0	0	26	
Female	2	3	1	0	5	1	6	0	2	3	0	0	0	0	0	0	23	
Total	4	8	3	1	5	6	6	2	4	7	1	2	0	0	0	0	49	

Enrolment By Grade and Gender

Gender	Grade															Total
	K	1	2	3	4	5	6	7	8	9	10	11	12	4th		
Male	1	5	4	0	1	5	0	2	1	3	2	2	0	0	26	
Female	2	3	1	1	4	1	5	2	1	3	0	0	0	0	23	
Total	3	8	5	1	5	6	5	4	2	6	2	2	0	0	49	

Enrolment By Grade
For École Française de Saint-Jean



* Data from the 2002-2003 AGR(Enrolment/Age as of the last day in Sept./Dec.)

** Newfoundland Statistics Classification System

*** May include itinerant teachers



**School Description Report
2002-03**

District 11 - Conseil Scolaire Francophone Provincial

(Francophone School)

#095 - École Notre-Dame du Cap, De Grau

Classification: Rural Community/Western Region**
Offers Distance Education: No

Grades: K-7

Number of Grades: 8

[School FTE PTR : 8.8](#)

[District FTE PTR : 6.9](#)

[Provincial FTE PTR : 13.5](#)

[FTE Teachers](#) *** : 5.0

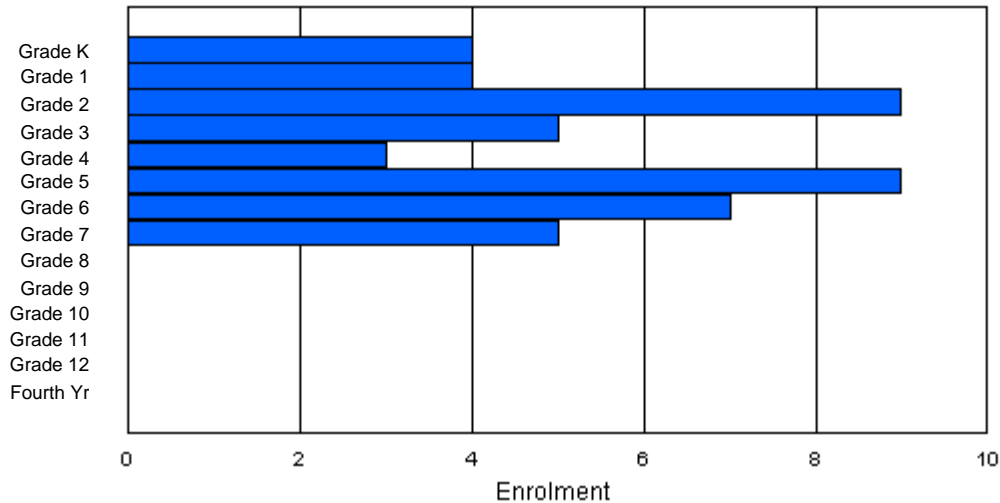
Enrolment By Age and Gender

Gender	Age																	Total
	5	6	7	8	9	10	11	12	13	14	15	16	17	18	19	20>		
Male	2	2	1	4	1	5	2	2	1	0	0	0	0	0	0	0	20	
Female	2	2	7	2	2	4	4	3	0	0	0	0	0	0	0	0	26	
Total	4	4	8	6	3	9	6	5	1	0	0	0	0	0	0	0	46	

Enrolment By Grade and Gender

Gender	Grade															Total
	K	1	2	3	4	5	6	7	8	9	10	11	12	4th		
Male	2	2	2	3	1	5	3	2	0	0	0	0	0	0	20	
Female	2	2	7	2	2	4	4	3	0	0	0	0	0	0	26	
Total	4	4	9	5	3	9	7	5	0	0	0	0	0	0	46	

Enrolment By Grade
For École Notre-Dame du Cap



* Data from the 2002-2003 AGR(Enrolment/Age as of the last day in Sept./Dec.)

** Newfoundland Statistics Classification System

*** May include itinerant teachers



**School Description Report
2002-03**

District 11 - Conseil Scolaire Francophone Provincial

(Francophone School)

#107 - École Ste-Anne, La Grand'Terre

Classification: Rural Community/Western Region**
Offers Distance Education: No

Grades: K-12

Number of Grades: 13

[School FTE PTR : 7.8](#)

[District FTE PTR : 6.9](#)

[Provincial FTE PTR : 13.5](#)

[FTE Teachers](#) *** : 10.0

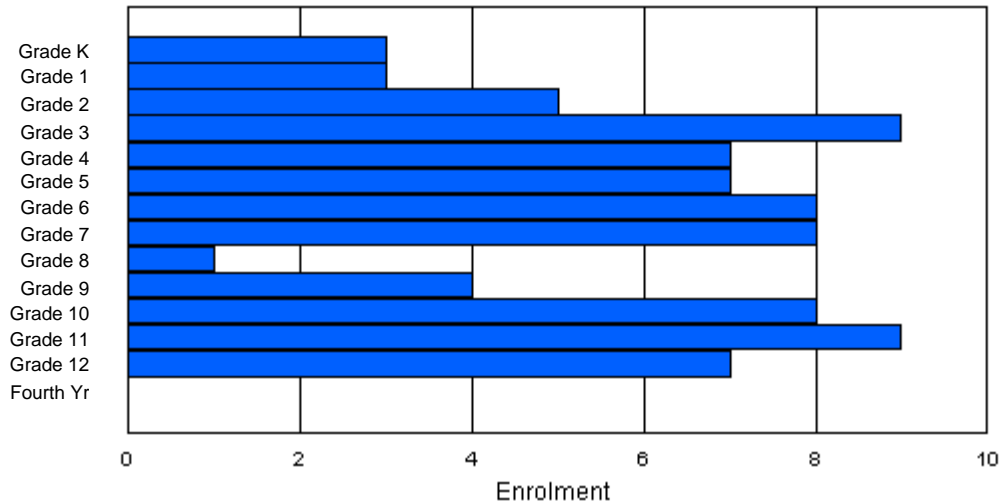
Enrolment By Age and Gender

Gender	Age																	Total
	5	6	7	8	9	10	11	12	13	14	15	16	17	18	19	20>		
Male	2	2	1	2	4	3	5	2	0	1	3	6	4	0	0	0	35	
Female	1	1	3	6	4	4	3	5	1	4	7	4	0	1	0	0	44	
Total	3	3	4	8	8	7	8	7	1	5	10	10	4	1	0	0	79	

Enrolment By Grade and Gender

Gender	Grade															Total
	K	1	2	3	4	5	6	7	8	9	10	11	12	4th		
Male	2	2	1	4	3	3	5	2	0	1	4	3	5	0	35	
Female	1	1	4	5	4	4	3	6	1	3	4	6	2	0	44	
Total	3	3	5	9	7	7	8	8	1	4	8	9	7	0	79	

Enrolment By Grade
For École Ste-Anne



* Data from the 2002-2003 AGR(Enrolment/Age as of the last day in Sept./Dec.)

** Newfoundland Statistics Classification System

*** May include itinerant teachers



**School Description Report
2002-03**

District 803 - Private Schools

#374 - Brother T. I. Murphy, St. John's

Classification: Urban Community/Avalon Region**
Offers Distance Education: No

Grades: 10-12

Number of Grades: 3

[School FTE PTR : N/A](#)

[FTE Teachers](#) *** : 0.0

[Provincial FTE PTR : 13.5](#)

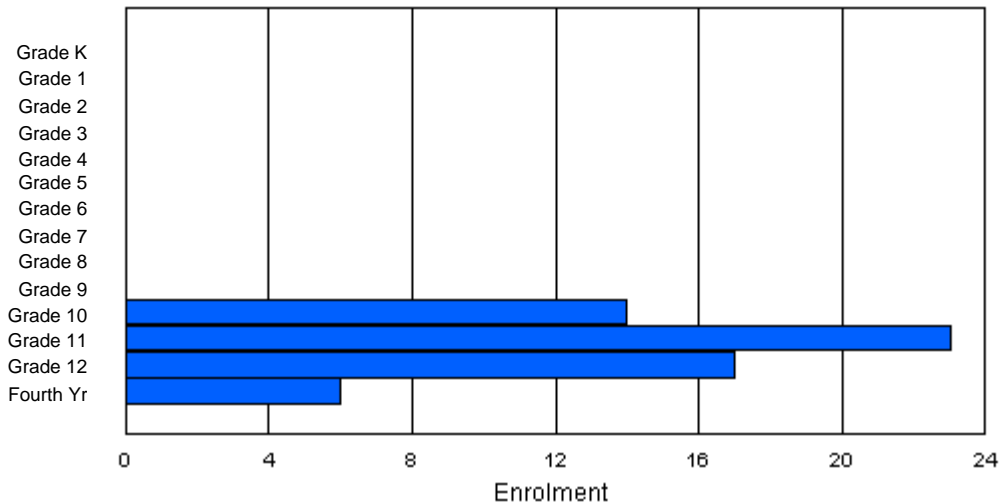
Enrolment By Age and Gender

Gender	Age																	Total
	5	6	7	8	9	10	11	12	13	14	15	16	17	18	19	20>		
Male	0	0	0	0	0	0	0	0	0	0	0	0	0	5	10	11	26	
Female	0	0	0	0	0	0	0	0	0	0	0	0	1	6	12	15	34	
Total	0	0	0	0	0	0	0	0	0	0	0	0	1	11	22	26	60	

Enrolment By Grade and Gender

Gender	Grade														Total
	K	1	2	3	4	5	6	7	8	9	10	11	12	4th	
Male	0	0	0	0	0	0	0	0	0	0	6	10	6	4	26
Female	0	0	0	0	0	0	0	0	0	0	8	13	11	2	34
Total	0	0	0	0	0	0	0	0	0	0	14	23	17	6	60

Enrolment By Grade
For Brother T. I. Murphy



* Data from the 2002-2003 AGR(Enrolment/Age as of the last day in Sept./Dec.)

** Newfoundland Statistics Classification System

*** May include itinerant teachers



**School Description Report
2002-03**

District 803 - Private Schools

#453 - Eric G. Lambert All-Grade, Churchill Falls

Classification: Rural Community/Labrador Region**
Offers Distance Education: No

Grades: K-12

Number of Grades: 13

[School FTE PTR : N/A](#)

[FTE Teachers](#) *** : 0.0

[Provincial FTE PTR : 13.5](#)

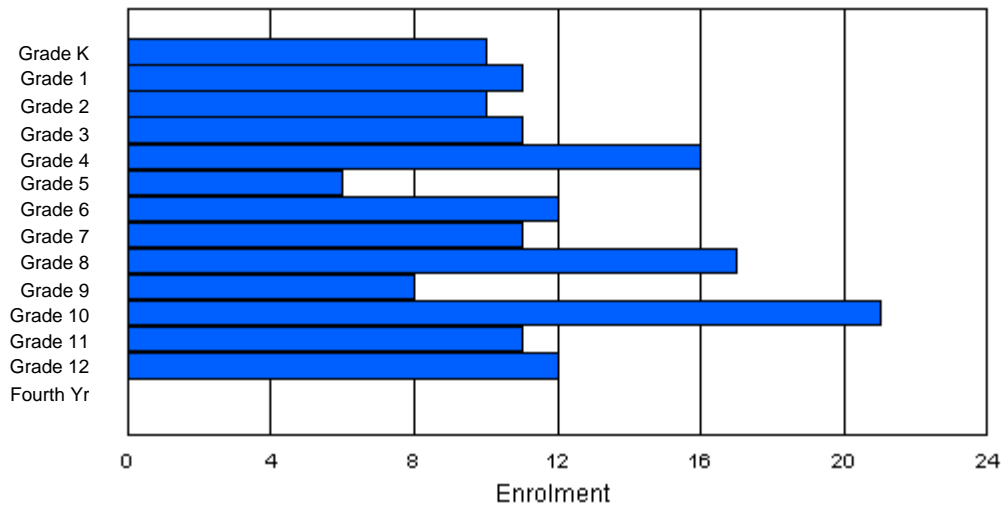
Enrolment By Age and Gender

Gender	Age																	Total
	5	6	7	8	9	10	11	12	13	14	15	16	17	18	19	20>		
Male	3	4	8	7	10	4	1	5	5	3	16	6	7	1	0	0	80	
Female	7	7	2	4	4	4	11	6	10	5	7	4	5	0	0	0	76	
Total	10	11	10	11	14	8	12	11	15	8	23	10	12	1	0	0	156	

Enrolment By Grade and Gender

Gender	Grade															Total
	K	1	2	3	4	5	6	7	8	9	10	11	12	4th		
Male	3	4	8	7	11	3	1	5	6	4	14	7	7	0	80	
Female	7	7	2	4	5	3	11	6	11	4	7	4	5	0	76	
Total	10	11	10	11	16	6	12	11	17	8	21	11	12	0	156	

Enrolment By Grade
For Eric G. Lambert All-Grade



* Data from the 2002-2003 AGR(Enrolment/Age as of the last day in Sept./Dec.)

** Newfoundland Statistics Classification System

*** May include itinerant teachers



**School Description Report
2002-03**

District 803 - Private Schools

#373 - First Baptist Academy, Mount Pearl

Classification: Urban Community/Avalon Region**
Offers Distance Education: No

Grades: K-1,6-12

Number of Grades: 9

[School FTE PTR : N/A](#)

[FTE Teachers](#) *** : 0.0

[Provincial FTE PTR : 13.5](#)

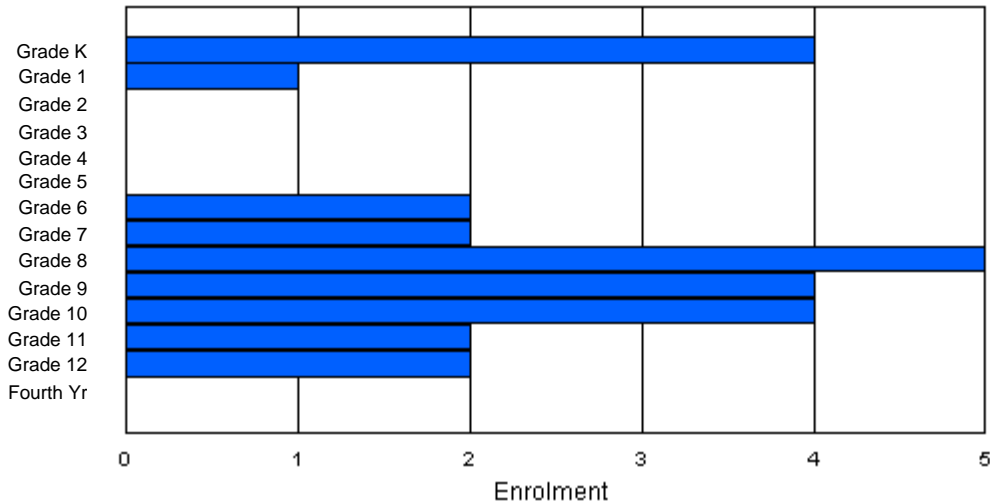
Enrolment By Age and Gender

Gender	Age																	Total
	5	6	7	8	9	10	11	12	13	14	15	16	17	18	19	20>		
Male	2	1	0	0	0	0	1	3	2	1	2	1	3	0	0	0	16	
Female	2	0	0	0	0	0	0	0	3	1	3	0	1	0	0	0	10	
Total	4	1	0	0	0	0	1	3	5	2	5	1	4	0	0	0	26	

Enrolment By Grade and Gender

Gender	Grade															Total
	K	1	2	3	4	5	6	7	8	9	10	11	12	4th		
Male	2	1	0	0	0	0	2	2	2	3	1	2	1	0	16	
Female	2	0	0	0	0	0	0	0	3	1	3	0	1	0	10	
Total	4	1	0	0	0	0	2	2	5	4	4	2	2	0	26	

Enrolment By Grade
For First Baptist Academy



* Data from the 2002-2003 AGR(Enrolment/Age as of the last day in Sept./Dec.)

** Newfoundland Statistics Classification System

*** May include itinerant teachers



**School Description Report
2002-03**

#469 - Immaculate Heart of Mary School, Corner Brook

Classification: Urban Community/Western Region**
Offers Distance Education: No

Grades: K-8

Number of Grades: 9

[School FTE PTR : N/A](#)

[FTE Teachers](#) *** : 0.0

[Provincial FTE PTR : 13.5](#)

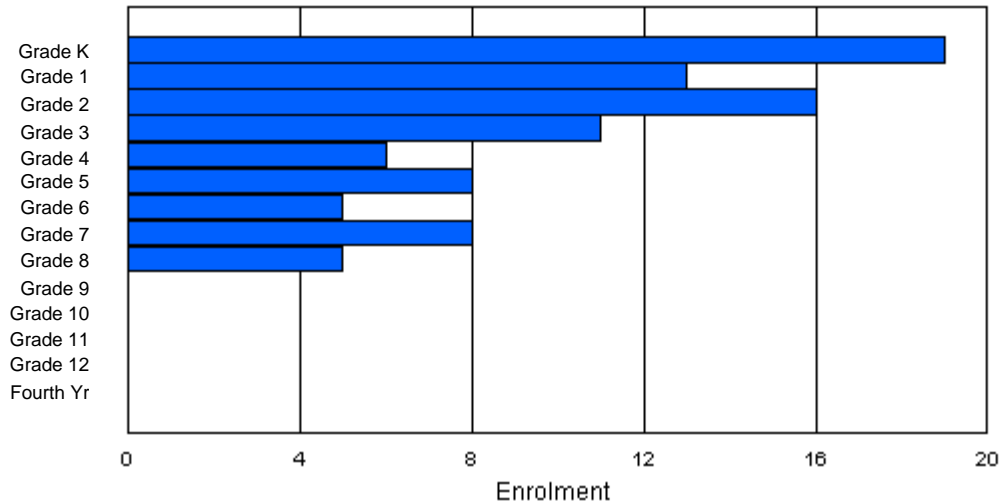
Enrolment By Age and Gender

Gender	Age																	Total
	5	6	7	8	9	10	11	12	13	14	15	16	17	18	19	20>		
Male	10	7	12	6	3	3	2	3	3	0	0	0	0	0	0	0	49	
Female	9	7	2	5	5	4	2	6	2	0	0	0	0	0	0	0	42	
Total	19	14	14	11	8	7	4	9	5	0	0	0	0	0	0	0	91	

Enrolment By Grade and Gender

Gender	Grade															Total
	K	1	2	3	4	5	6	7	8	9	10	11	12	4th		
Male	10	7	13	5	2	4	2	3	3	0	0	0	0	0	49	
Female	9	6	3	6	4	4	3	5	2	0	0	0	0	0	42	
Total	19	13	16	11	6	8	5	8	5	0	0	0	0	0	91	

Enrolment By Grade
For Immaculate Heart of Mary School



* Data from the 2002-2003 AGR(Enrolment/Age as of the last day in Sept./Dec.)

** Newfoundland Statistics Classification System

*** May include itinerant teachers



**School Description Report
2002-03**

District 803 - Private Schools

#375 - Lakecrest -St. John's Independent School, St. John's

Classification: Urban Community/Avalon Region**
Offers Distance Education: No

Grades: K-9

Number of Grades: 10

[School FTE PTR : N/A](#)

[FTE Teachers](#) *** : 0.0

[Provincial FTE PTR : 13.5](#)

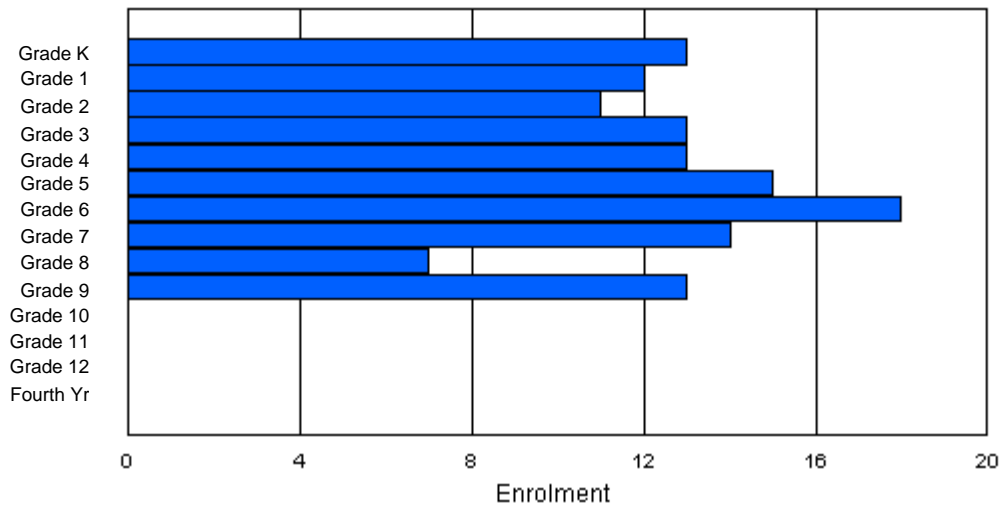
Enrolment By Age and Gender

Gender	Age																	Total
	5	6	7	8	9	10	11	12	13	14	15	16	17	18	19	20>		
Male	10	8	0	10	4	6	7	7	4	6	1	0	0	0	0	0	63	
Female	2	6	9	6	6	10	10	7	4	5	1	0	0	0	0	0	66	
Total	12	14	9	16	10	16	17	14	8	11	2	0	0	0	0	0	129	

Enrolment By Grade and Gender

Gender	Grade															Total
	K	1	2	3	4	5	6	7	8	9	10	11	12	4th		
Male	10	7	1	9	5	6	7	8	4	6	0	0	0	0	63	
Female	3	5	10	4	8	9	11	6	3	7	0	0	0	0	66	
Total	13	12	11	13	13	15	18	14	7	13	0	0	0	0	129	

Enrolment By Grade
For Lakecrest -St. John's Independent School



* Data from the 2002-2003 AGR(Enrolment/Age as of the last day in Sept./Dec.)

** Newfoundland Statistics Classification System

*** May include itinerant teachers



School Description Report 2002-03

Private School

#450 - St. Bonaventure's College, St. John's

Classification: Urban Community/Avalon Region**
Offers Distance Education: No

Grades: K-12

Number of Grades: 13

[School FTE PTR : N/A](#)

[FTE Teachers](#) *** : 0.0

[Provincial FTE PTR : 13.5](#)

Enrolment By Age and Gender

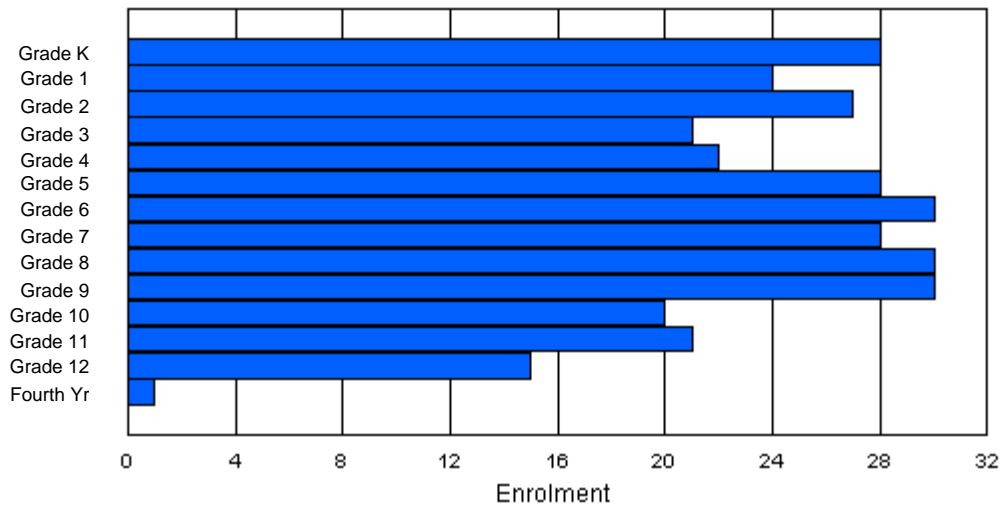
Gender	Age																Total
	5	6	7	8	9	10	11	12	13	14	15	16	17	18	19	20>	
Male	13	13	16	8	10	13	19	13	19	22	10	11	5	1	0	0	173
Female	15	12	12	11	9	12	13	16	11	10	9	11	8	3	0	0	152
Total	28	25	28	19	19	25	32	29	30	32	19	22	13	4	0	0	325

Enrolment By Grade and Gender

Gender	Grade														Total
	K	1	2	3	4	5	6	7	8	9	10	11	12	4th	
Male	13	12	16	10	9	19	17	12	19	20	11	10	5	0	173
Female	15	12	11	11	13	9	13	16	11	10	9	11	10	1	152
Total	28	24	27	21	22	28	30	28	30	30	20	21	15	1	325

Enrolment By Grade

For St. Bonaventure's College



* Data from the 2002-2003 AGR(Enrolment/Age as of the last day in Sept./Dec.)

** Newfoundland Statistics Classification System

*** May include itinerant teachers



**School Description Report
2002-03**

District 803 - Private Schools

#352 - St. John's Adventist Academy, St. John's

Classification: Urban Community/Avalon Region**
Offers Distance Education: No

Grades: 2-11

Number of Grades: 10

[School FTE PTR : N/A](#)

[FTE Teachers](#) *** : 0.0

[Provincial FTE PTR : 13.5](#)

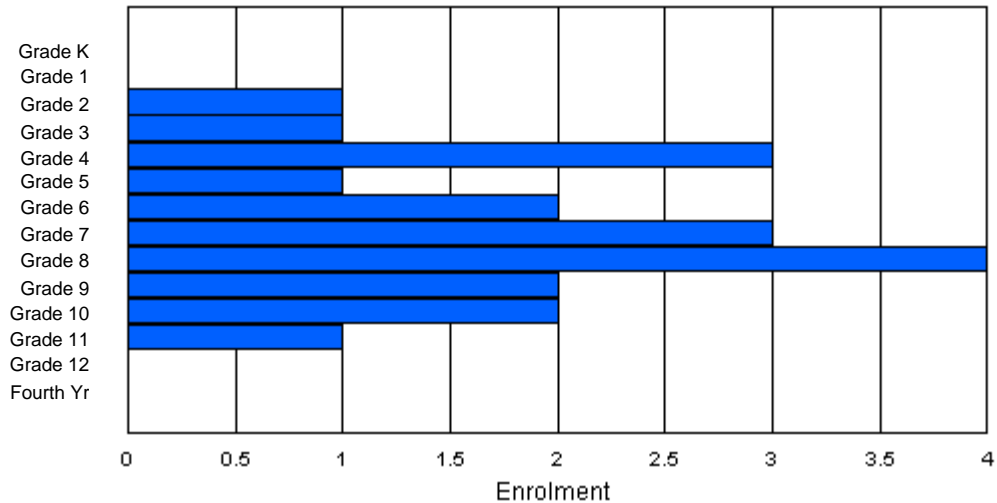
Enrolment By Age and Gender

Gender	Age																	Total
	5	6	7	8	9	10	11	12	13	14	15	16	17	18	19	20>		
Male	0	1	0	1	2	1	1	5	2	1	2	0	1	0	0	0	17	
Female	0	0	0	0	0	0	0	0	1	1	1	0	0	0	0	0	3	
Total	0	1	0	1	2	1	1	5	3	2	3	0	1	0	0	0	20	

Enrolment By Grade and Gender

Gender	Grade															Total
	K	1	2	3	4	5	6	7	8	9	10	11	12	4th		
Male	0	0	1	1	3	1	2	3	3	1	1	1	0	0	17	
Female	0	0	0	0	0	0	0	0	1	1	1	0	0	0	3	
Total	0	0	1	1	3	1	2	3	4	2	2	1	0	0	20	

Enrolment By Grade
For St. John's Adventist Academy



* Data from the 2002-2003 AGR(Enrolment/Age as of the last day in Sept./Dec.)

** Newfoundland Statistics Classification System

*** May include itinerant teachers



**School Description Report
2002-03**

District 902 - Institutional Schools

#377 - NF School for the Deaf, St. John's

Classification: Urban Community/Avalon Region**
Offers Distance Education: No

Grades: K-3,5,7-12

Number of Grades: 11

[School FTE PTR : N/A](#)

[FTE Teachers](#) *** : 0.0

[Provincial FTE PTR : 13.5](#)

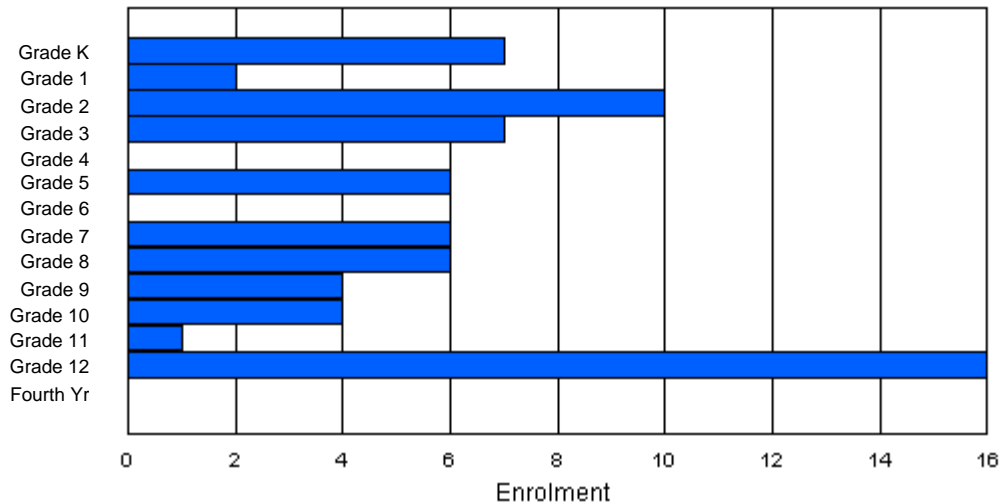
Enrolment By Age and Gender

Gender	Age																	Total
	5	6	7	8	9	10	11	12	13	14	15	16	17	18	19	20>		
Male	4	2	3	6	2	1	1	1	4	2	3	1	2	3	8	0	43	
Female	5	0	2	3	1	1	0	1	3	2	1	1	0	3	2	1	26	
Total	9	2	5	9	3	2	1	2	7	4	4	2	2	6	10	1	69	

Enrolment By Grade and Gender

Gender	Grade															Total
	K	1	2	3	4	5	6	7	8	9	10	11	12	4th		
Male	3	1	7	4	0	4	0	4	3	3	2	0	12	0	43	
Female	4	1	3	3	0	2	0	2	3	1	2	1	4	0	26	
Total	7	2	10	7	0	6	0	6	6	4	4	1	16	0	69	

Enrolment By Grade
For NF School for the Deaf



* Data from the 2002-2003 AGR(Enrolment/Age as of the last day in Sept./Dec.)

** Newfoundland Statistics Classification System

*** May include itinerant teachers. Students receiving itinerant services have been included for this school



**School Description Report
2002-03**

District 903 - Social Service Schools

#378 - NF & Lab Youth Centre, Whitbourne

Classification: Rural Community/Avalon Region**
Offers Distance Education: No

Grades: 7-12

Number of Grades: 6

[School FTE PTR : N/A](#)

[FTE Teachers](#) *** : 0.0

[Provincial FTE PTR : 13.5](#)

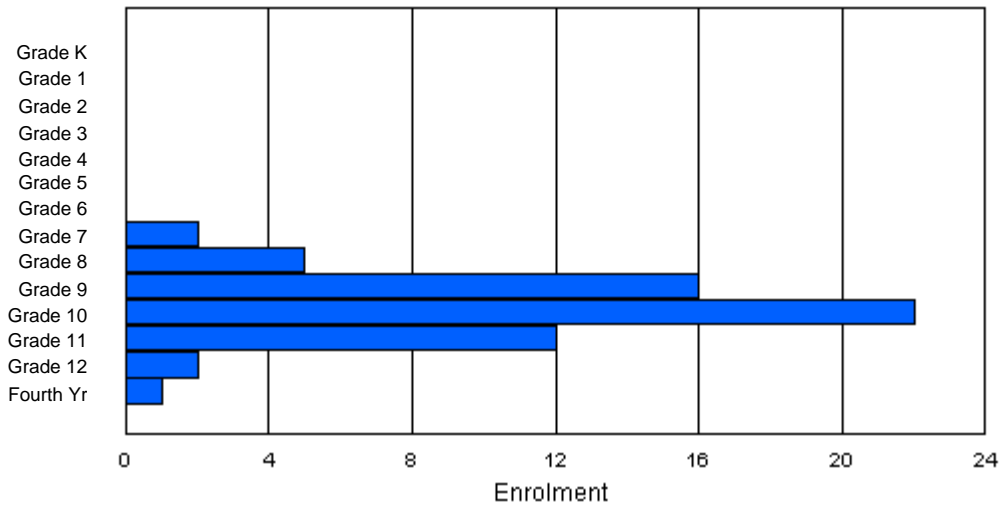
Enrolment By Age and Gender

Gender	Age																	Total
	5	6	7	8	9	10	11	12	13	14	15	16	17	18	19	20>		
Male	0	0	0	0	0	0	0	0	4	10	9	10	16	4	1	0	54	
Female	0	0	0	0	0	0	0	0	0	2	2	1	1	0	0	0	6	
Total	0	0	0	0	0	0	0	0	4	12	11	11	17	4	1	0	60	

Enrolment By Grade and Gender

Gender	Grade															Total
	K	1	2	3	4	5	6	7	8	9	10	11	12	4th		
Male	0	0	0	0	0	0	0	1	4	14	20	12	2	1	54	
Female	0	0	0	0	0	0	0	1	1	2	2	0	0	0	6	
Total	0	0	0	0	0	0	0	2	5	16	22	12	2	1	60	

Enrolment By Grade
For NF & Lab Youth Centre



* Data from the 2002-2003 AGR(Enrolment/Age as of the last day in Sept./Dec.)

** Newfoundland Statistics Classification System

*** May include itinerant teachers



**School Description Report
2002-03**

Number of Schools: 327

* Data from the 2002-2003 AGR(Enrolment/Age as of the last day in Sept./Dec.)

** Newfoundland Statistics Classification System

*** May include itinerant teachers

Modification Time: 3:18:16PM

Modification Date: 2/27/2006

328

Source: Corporate Planning and Research

Web Site: http://www.education.gov.nf.ca/sch_rep/2002/index.htm