



Follow-Up Report of High School Graduates, June 2001

District 1 - Labrador

School #: 007

Amos Comenius Memorial, Hopedale

Grades: K-12

	<u>School</u>		<u>District</u>		<u>Province</u>	
	<u>Number</u>	<u>Percentage</u>	<u>Number</u>	<u>Percentage</u>	<u>Number</u>	<u>Percentage</u>
School data with 5 or fewer students withheld for reasons of confidentiality						
Memorial University			28	12.7	2,126	39.6
College of the North Atlantic			54	24.5	931	17.3
Marine Institute			0	0.0	112	2.1
Private Colleges			4	1.8	229	4.3
Out of Province Institutions			61	27.8	410	7.6
Working			44	20.0	898	16.7
Unemployed			17	7.7	416	7.7
Other			12	5.5	249	4.6

Of the 5,992 provincial graduates in June 2001, only 621 could not be tracked. It is reasonably certain that none are attending Memorial University, the College of the North Atlantic, or the Marine Institute. While there is a low possibility these graduates are attending a Newfoundland private college or an out of province institution, it is more likely they are working, unemployed, or engaged in other activities.



Follow-Up Report of High School Graduates, June 2001

District 1 - Labrador

School #: 016

B.L. Morrison All Grade, Postville

Grades: K-12

	<u>School</u>		<u>District</u>		<u>Province</u>	
	<u>Number</u>	<u>Percentage</u>	<u>Number</u>	<u>Percentage</u>	<u>Number</u>	<u>Percentage</u>
School data with 5 or fewer students withheld for reasons of confidentiality						
Memorial University			28	12.7	2,126	39.6
College of the North Atlantic			54	24.5	931	17.3
Marine Institute			0	0.0	112	2.1
Private Colleges			4	1.8	229	4.3
Out of Province Institutions			61	27.8	410	7.6
Working			44	20.0	898	16.7
Unemployed			17	7.7	416	7.7
Other			12	5.5	249	4.6

Of the 5,992 provincial graduates in June 2001, only 621 could not be tracked. It is reasonably certain that none are attending Memorial University, the College of the North Atlantic, or the Marine Institute. While there is a low possibility these graduates are attending a Newfoundland private college or an out of province institution, it is more likely they are working, unemployed, or engaged in other activities.



Follow-Up Report of High School Graduates, June 2001

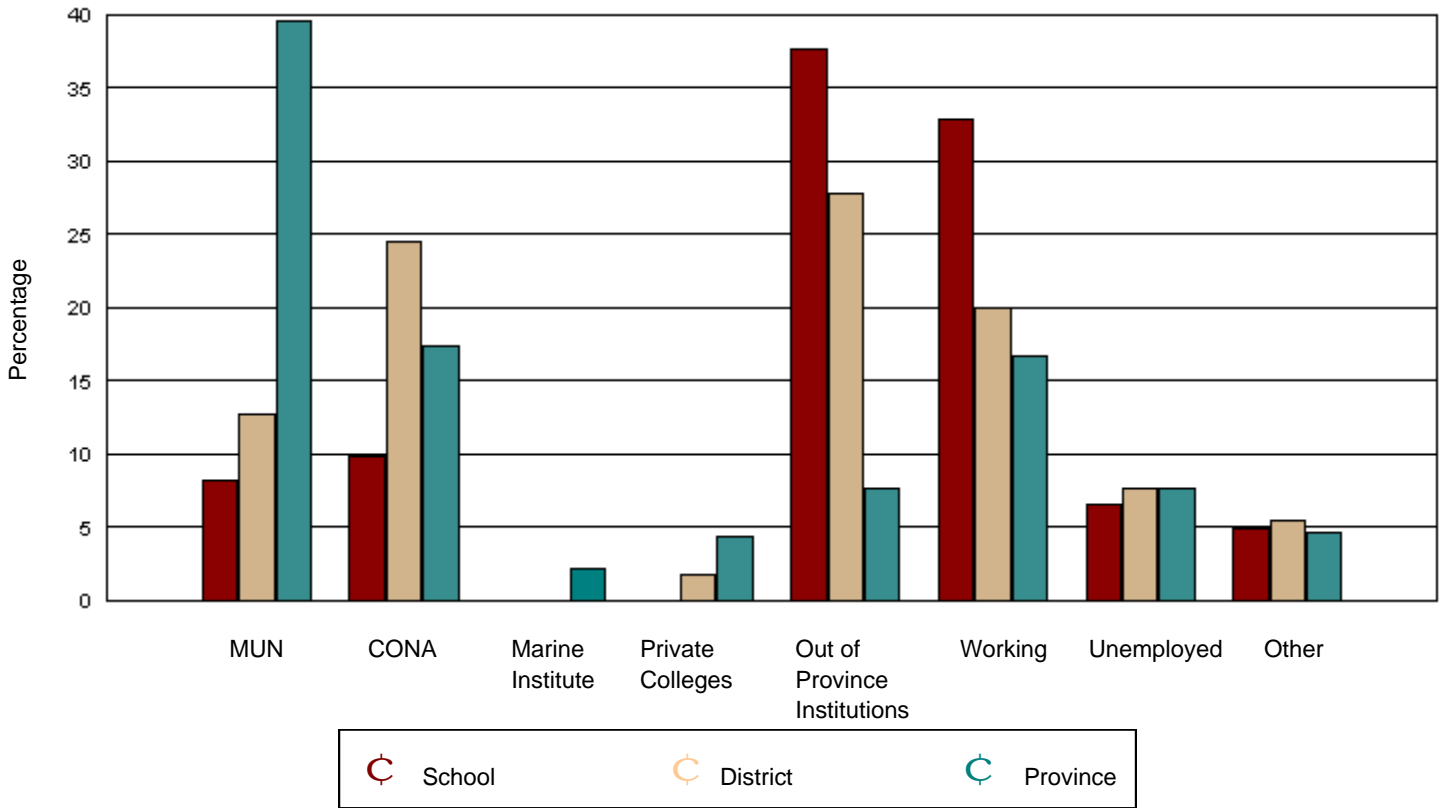
District 1 - Labrador

School #: 003

Goose High, Happy Valley/G.B.

Grades: 10-12

	School		District		Province	
	Number	Percentage	Number	Percentage	Number	Percentage
Memorial University	5	8.2	28	12.7	2,126	39.6
College of the North Atlantic	6	9.8	54	24.5	931	17.3
Marine Institute	0	0.0	0	0.0	112	2.1
Private Colleges	0	0.0	4	1.8	229	4.3
Out of Province Institutions	23	37.7	61	27.8	410	7.6
Working	20	32.8	44	20.0	898	16.7
Unemployed	4	6.6	17	7.7	416	7.7
Other	3	4.9	12	5.5	249	4.6



Goose High had 80 graduates in June 2001. Of these, 61 were tracked and are shown in this report.
 District 1 - Labrador had 257 graduates in June 2001. Of these, 220 were tracked and are shown in this report.

Source: Department of Youth Services & Post-Secondary Education

Of the 5,992 provincial graduates in June 2001, only 621 could not be tracked. It is reasonably certain that none are attending Memorial University, the College of the North Atlantic, or the Marine Institute. While there is a low possibility these graduates are attending a Newfoundland private college or an out of province institution, it is more likely they are working, unemployed, or engaged in other activities.



Follow-Up Report of High School Graduates, June 2001

District 1 - Labrador

School #: 002

Henry Gordon Academy, Cartwright

Grades: K-12

	<u>School</u>		<u>District</u>		<u>Province</u>	
	<u>Number</u>	<u>Percentage</u>	<u>Number</u>	<u>Percentage</u>	<u>Number</u>	<u>Percentage</u>
School data with 5 or fewer students withheld for reasons of confidentiality						
Memorial University			28	12.7	2,126	39.6
College of the North Atlantic			54	24.5	931	17.3
Marine Institute			0	0.0	112	2.1
Private Colleges			4	1.8	229	4.3
Out of Province Institutions			61	27.8	410	7.6
Working			44	20.0	898	16.7
Unemployed			17	7.7	416	7.7
Other			12	5.5	249	4.6

Of the 5,992 provincial graduates in June 2001, only 621 could not be tracked. It is reasonably certain that none are attending Memorial University, the College of the North Atlantic, or the Marine Institute. While there is a low possibility these graduates are attending a Newfoundland private college or an out of province institution, it is more likely they are working, unemployed, or engaged in other activities.



Follow-Up Report of High School Graduates, June 2001

District 1 - Labrador

School #: 012

J.C. Erhardt Memorial, Makkovik

Grades: K-12

	<u>School</u>		<u>District</u>		<u>Province</u>	
	<u>Number</u>	<u>Percentage</u>	<u>Number</u>	<u>Percentage</u>	<u>Number</u>	<u>Percentage</u>
School data with 5 or fewer students withheld for reasons of confidentiality						
Memorial University			28	12.7	2,126	39.6
College of the North Atlantic			54	24.5	931	17.3
Marine Institute			0	0.0	112	2.1
Private Colleges			4	1.8	229	4.3
Out of Province Institutions			61	27.8	410	7.6
Working			44	20.0	898	16.7
Unemployed			17	7.7	416	7.7
Other			12	5.5	249	4.6

Of the 5,992 provincial graduates in June 2001, only 621 could not be tracked. It is reasonably certain that none are attending Memorial University, the College of the North Atlantic, or the Marine Institute. While there is a low possibility these graduates are attending a Newfoundland private college or an out of province institution, it is more likely they are working, unemployed, or engaged in other activities.



Follow-Up Report of High School Graduates, June 2001

District 1 - Labrador

School #: 014

Jens Haven Memorial School, Nain

Grades: K-12

	<u>School</u>		<u>District</u>		<u>Province</u>	
	<u>Number</u>	<u>Percentage</u>	<u>Number</u>	<u>Percentage</u>	<u>Number</u>	<u>Percentage</u>
School data with 5 or fewer students withheld for reasons of confidentiality						
Memorial University			28	12.7	2,126	39.6
College of the North Atlantic			54	24.5	931	17.3
Marine Institute			0	0.0	112	2.1
Private Colleges			4	1.8	229	4.3
Out of Province Institutions			61	27.8	410	7.6
Working			44	20.0	898	16.7
Unemployed			17	7.7	416	7.7
Other			12	5.5	249	4.6

Of the 5,992 provincial graduates in June 2001, only 621 could not be tracked. It is reasonably certain that none are attending Memorial University, the College of the North Atlantic, or the Marine Institute. While there is a low possibility these graduates are attending a Newfoundland private college or an out of province institution, it is more likely they are working, unemployed, or engaged in other activities.



Follow-Up Report of High School Graduates, June 2001

District 1 - Labrador

School #: 015

Lake Melville School, North West River

Grades: K-12

	<u>School</u>		<u>District</u>		<u>Province</u>	
	<u>Number</u>	<u>Percentage</u>	<u>Number</u>	<u>Percentage</u>	<u>Number</u>	<u>Percentage</u>
School data with 5 or fewer students withheld for reasons of confidentiality						
Memorial University			28	12.7	2,126	39.6
College of the North Atlantic			54	24.5	931	17.3
Marine Institute			0	0.0	112	2.1
Private Colleges			4	1.8	229	4.3
Out of Province Institutions			61	27.8	410	7.6
Working			44	20.0	898	16.7
Unemployed			17	7.7	416	7.7
Other			12	5.5	249	4.6

Of the 5,992 provincial graduates in June 2001, only 621 could not be tracked. It is reasonably certain that none are attending Memorial University, the College of the North Atlantic, or the Marine Institute. While there is a low possibility these graduates are attending a Newfoundland private college or an out of province institution, it is more likely they are working, unemployed, or engaged in other activities.



Follow-Up Report of High School Graduates, June 2001

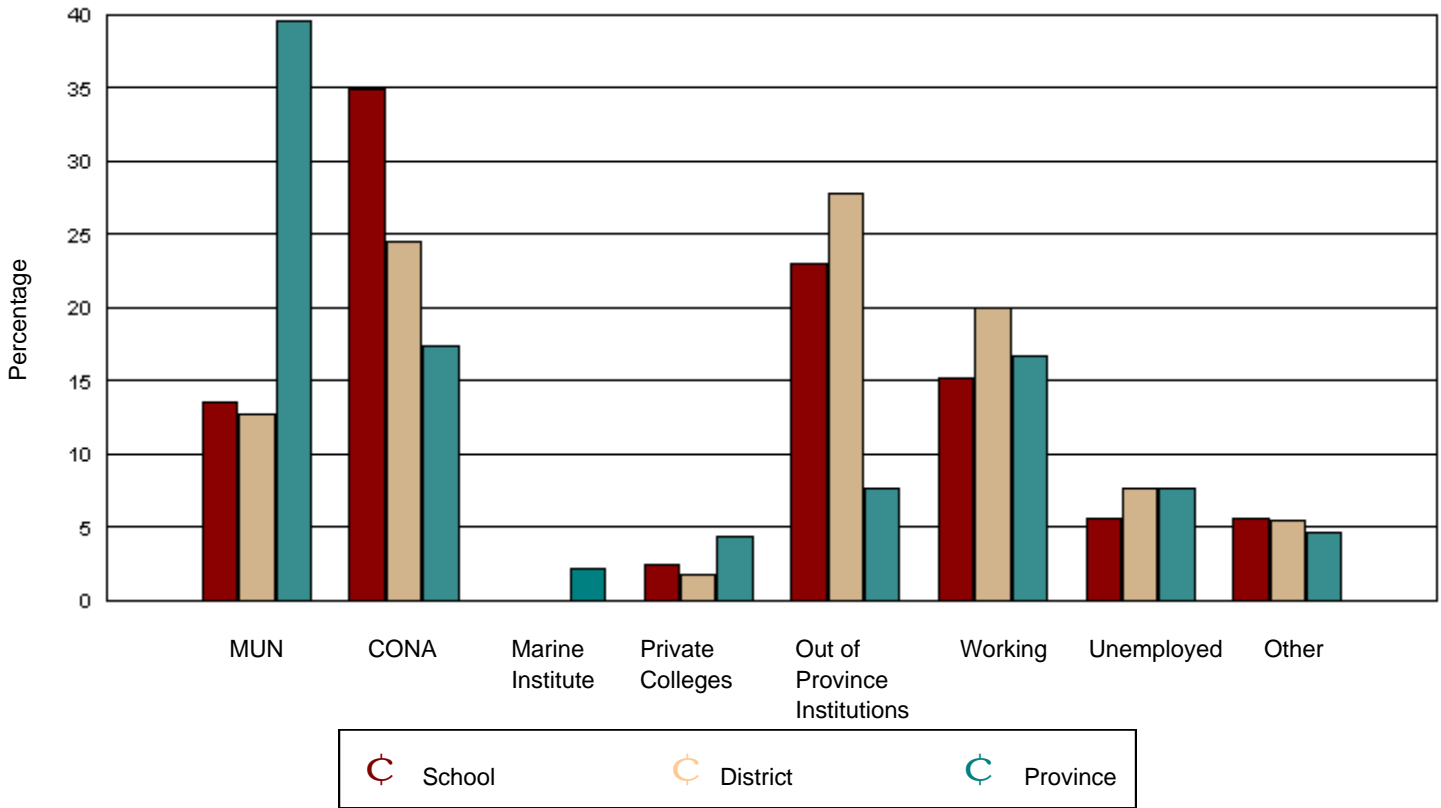
District 1 - Labrador

School #: 010

Menihek High, Labrador City

Grades: 10-12

	<u>School</u>		<u>District</u>		<u>Province</u>	
	Number	Percentage	Number	Percentage	Number	Percentage
Memorial University	17	13.5	28	12.7	2,126	39.6
College of the North Atlantic	44	34.9	54	24.5	931	17.3
Marine Institute	0	0.0	0	0.0	112	2.1
Private Colleges	3	2.4	4	1.8	229	4.3
Out of Province Institutions	29	23.0	61	27.8	410	7.6
Working	19	15.1	44	20.0	898	16.7
Unemployed	7	5.6	17	7.7	416	7.7
Other	7	5.6	12	5.5	249	4.6



Menihek High had 136 graduates in June 2001. Of these, 126 were tracked and are shown in this report.

District 1 - Labrador had 257 graduates in June 2001. Of these, 220 were tracked and are shown in this report.

Source: Department of Youth Services & Post-Secondary Education

Of the 5,992 provincial graduates in June 2001, only 621 could not be tracked. It is reasonably certain that none are attending Memorial University, the College of the North Atlantic, or the Marine Institute. While there is a low possibility these graduates are attending a Newfoundland private college or an out of province institution, it is more likely they are working, unemployed, or engaged in other activities.



Follow-Up Report of High School Graduates, June 2001

District 1 - Labrador

School #: 017

Northern Lights Academy, Rigolet

Grades: K-12

	<u>School</u>		<u>District</u>		<u>Province</u>	
	<u>Number</u>	<u>Percentage</u>	<u>Number</u>	<u>Percentage</u>	<u>Number</u>	<u>Percentage</u>
School data with 5 or fewer students withheld for reasons of confidentiality						
Memorial University			28	12.7	2,126	39.6
College of the North Atlantic			54	24.5	931	17.3
Marine Institute			0	0.0	112	2.1
Private Colleges			4	1.8	229	4.3
Out of Province Institutions			61	27.8	410	7.6
Working			44	20.0	898	16.7
Unemployed			17	7.7	416	7.7
Other			12	5.5	249	4.6

Of the 5,992 provincial graduates in June 2001, only 621 could not be tracked. It is reasonably certain that none are attending Memorial University, the College of the North Atlantic, or the Marine Institute. While there is a low possibility these graduates are attending a Newfoundland private college or an out of province institution, it is more likely they are working, unemployed, or engaged in other activities.



Follow-Up Report of High School Graduates, June 2001

District 1 - Labrador

School #: 018

Peenamin McKenzie, Sheshatshit

Grades: K-12

	<u>School</u>		<u>District</u>		<u>Province</u>	
	<u>Number</u>	<u>Percentage</u>	<u>Number</u>	<u>Percentage</u>	<u>Number</u>	<u>Percentage</u>
School data with 5 or fewer students withheld for reasons of confidentiality						
Memorial University			28	12.7	2,126	39.6
College of the North Atlantic			54	24.5	931	17.3
Marine Institute			0	0.0	112	2.1
Private Colleges			4	1.8	229	4.3
Out of Province Institutions			61	27.8	410	7.6
Working			44	20.0	898	16.7
Unemployed			17	7.7	416	7.7
Other			12	5.5	249	4.6

Of the 5,992 provincial graduates in June 2001, only 621 could not be tracked. It is reasonably certain that none are attending Memorial University, the College of the North Atlantic, or the Marine Institute. While there is a low possibility these graduates are attending a Newfoundland private college or an out of province institution, it is more likely they are working, unemployed, or engaged in other activities.



Follow-Up Report of High School Graduates, June 2001

District 1 - Labrador

School #: 001

St. Peter's All Grade, Black Tickle

Grades: K-7, 9-12

	<u>School</u>		<u>District</u>		<u>Province</u>	
	<u>Number</u>	<u>Percentage</u>	<u>Number</u>	<u>Percentage</u>	<u>Number</u>	<u>Percentage</u>
School data with 5 or fewer students withheld for reasons of confidentiality						
Memorial University			28	12.7	2,126	39.6
College of the North Atlantic			54	24.5	931	17.3
Marine Institute			0	0.0	112	2.1
Private Colleges			4	1.8	229	4.3
Out of Province Institutions			61	27.8	410	7.6
Working			44	20.0	898	16.7
Unemployed			17	7.7	416	7.7
Other			12	5.5	249	4.6

Of the 5,992 provincial graduates in June 2001, only 621 could not be tracked. It is reasonably certain that none are attending Memorial University, the College of the North Atlantic, or the Marine Institute. While there is a low possibility these graduates are attending a Newfoundland private college or an out of province institution, it is more likely they are working, unemployed, or engaged in other activities.



Follow-Up Report of High School Graduates, June 2001

District 2 - Northern Peninsula/Labrador South

School #: 050

Basque Memorial, Red Bay

Grades: K-12

	<u>School</u>		<u>District</u>		<u>Province</u>	
	<u>Number</u>	<u>Percentage</u>	<u>Number</u>	<u>Percentage</u>	<u>Number</u>	<u>Percentage</u>
School data with 5 or fewer students withheld for reasons of confidentiality						
Memorial University			55	28.6	2,126	39.6
College of the North Atlantic			38	19.8	931	17.3
Marine Institute			7	3.6	112	2.1
Private Colleges			11	5.7	229	4.3
Out of Province Institutions			19	9.9	410	7.6
Working			28	14.6	898	16.7
Unemployed			24	12.5	416	7.7
Other			10	5.2	249	4.6

Of the 5,992 provincial graduates in June 2001, only 621 could not be tracked. It is reasonably certain that none are attending Memorial University, the College of the North Atlantic, or the Marine Institute. While there is a low possibility these graduates are attending a Newfoundland private college or an out of province institution, it is more likely they are working, unemployed, or engaged in other activities.



Follow-Up Report of High School Graduates, June 2001

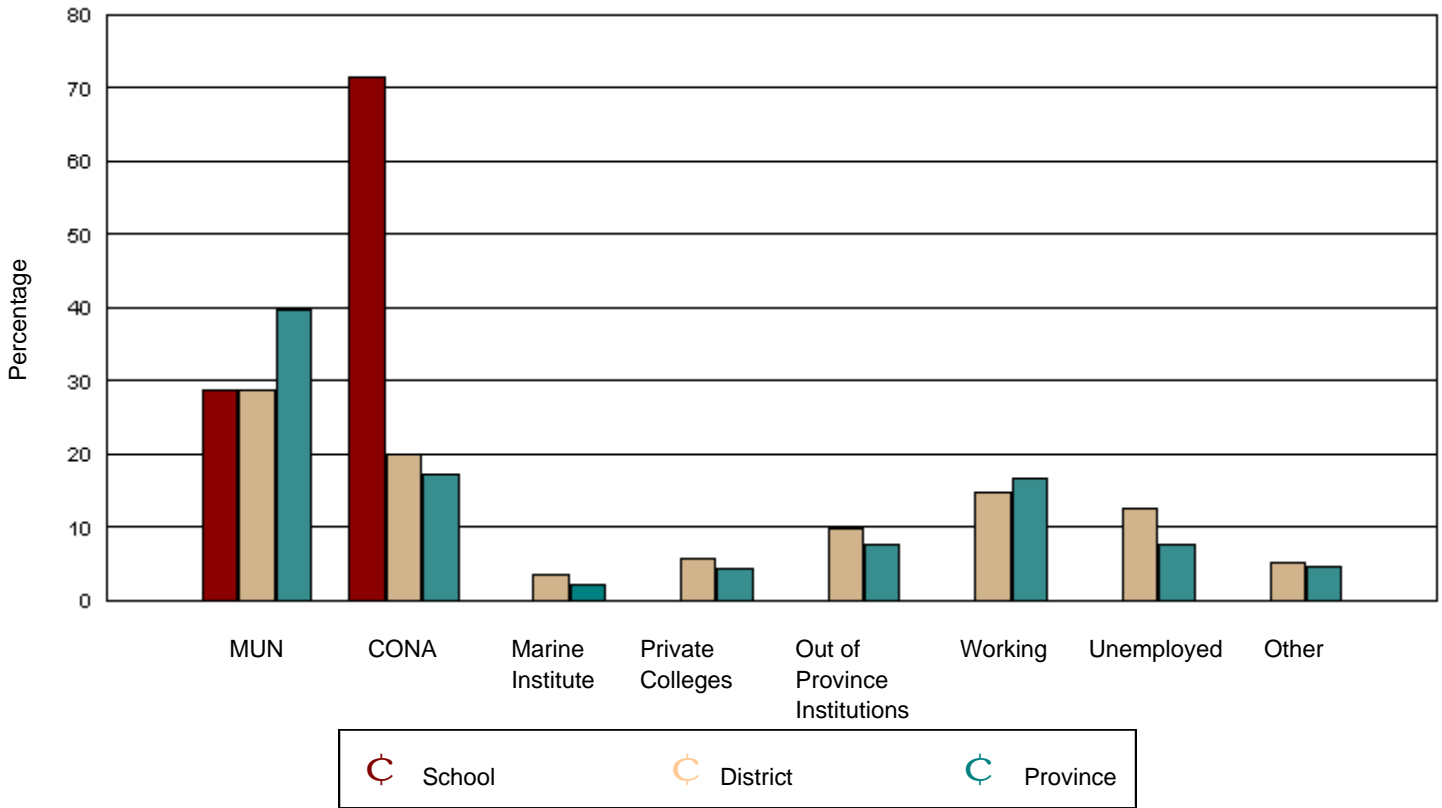
District 2 - Northern Peninsula/Labrador South

School #: 387

Bayview Regional Collegiate, St. Lunaire

Grades: 7-12

	<u>School</u>		<u>District</u>		<u>Province</u>	
	<u>Number</u>	<u>Percentage</u>	<u>Number</u>	<u>Percentage</u>	<u>Number</u>	<u>Percentage</u>
Memorial University	2	28.6	55	28.6	2,126	39.6
College of the North Atlantic	5	71.4	38	19.8	931	17.3
Marine Institute	0	0.0	7	3.6	112	2.1
Private Colleges	0	0.0	11	5.7	229	4.3
Out of Province Institutions	0	0.0	19	9.9	410	7.6
Working	0	0.0	28	14.6	898	16.7
Unemployed	0	0.0	24	12.5	416	7.7
Other	0	0.0	10	5.2	249	4.6



Bayview Regional Collegiate had 11 graduates in June 2001. Of these, 7 were tracked and are shown in this report.

District 2 - Northern Peninsula/Labrador South had 220 graduates in June 2001. Of these, 192 were tracked and are shown in this report.

Source: Department of Youth Services & Post-Secondary Education

Of the 5,992 provincial graduates in June 2001, only 621 could not be tracked. It is reasonably certain that none are attending Memorial University, the College of the North Atlantic, or the Marine Institute. While there is a low possibility these graduates are attending a Newfoundland private college or an out of province institution, it is more likely they are working, unemployed, or engaged in other activities.



Follow-Up Report of High School Graduates, June 2001

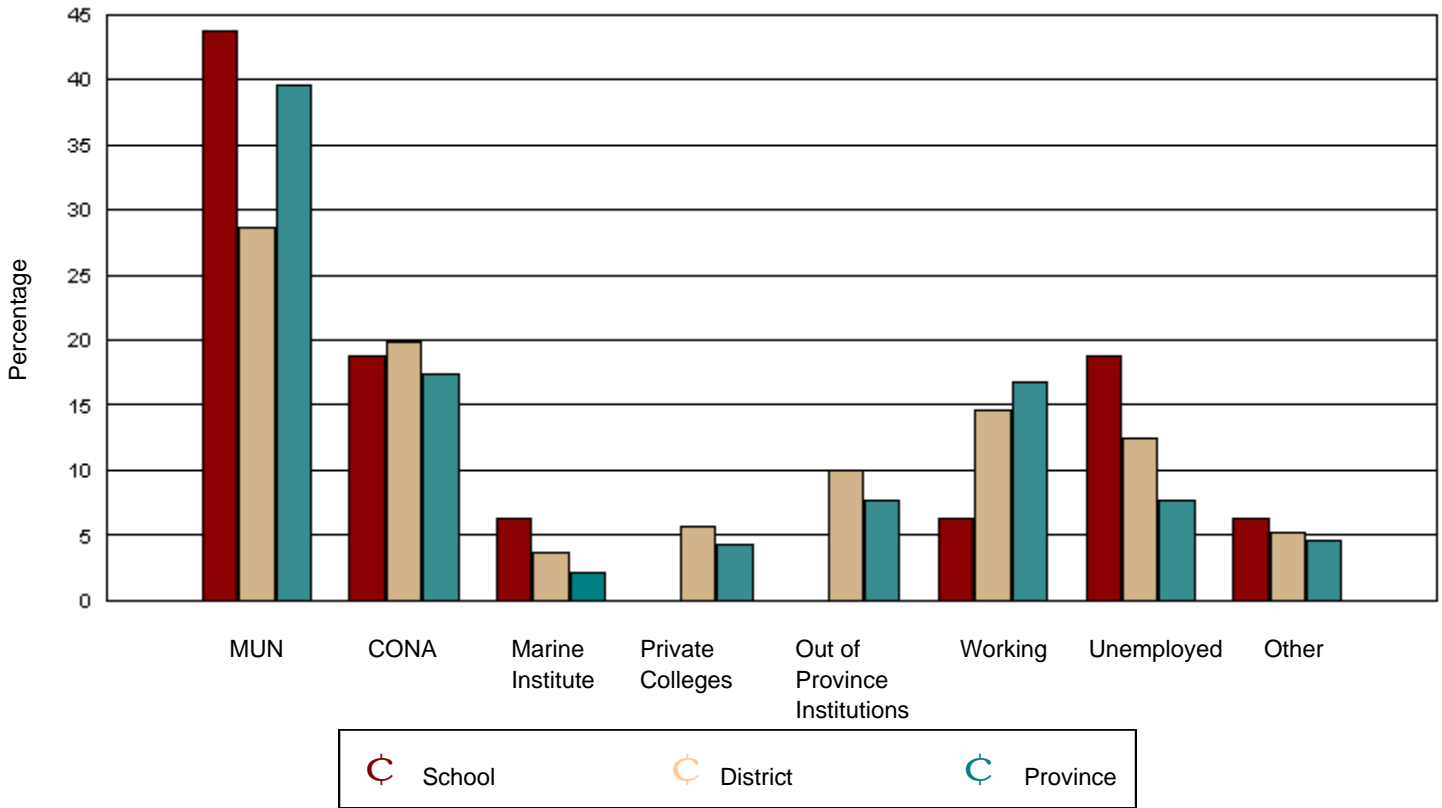
District 2 - Northern Peninsula/Labrador South

School #: 027

Canon Richards High School, Flower's Cove

Grades: 7-12

	School		District		Province	
	Number	Percentage	Number	Percentage	Number	Percentage
Memorial University	7	43.8	55	28.6	2,126	39.6
College of the North Atlantic	3	18.8	38	19.8	931	17.3
Marine Institute	1	6.3	7	3.6	112	2.1
Private Colleges	0	0.0	11	5.7	229	4.3
Out of Province Institutions	0	0.0	19	9.9	410	7.6
Working	1	6.3	28	14.6	898	16.7
Unemployed	3	18.8	24	12.5	416	7.7
Other	1	6.3	10	5.2	249	4.6



Canon Richards High School had 18 graduates in June 2001. Of these, 16 were tracked and are shown in this report.

District 2 - Northern Peninsula/Labrador South had 220 graduates in June 2001. Of these, 192 were tracked and are shown in this report.

Source: Department of Youth Services & Post-Secondary Education

Of the 5,992 provincial graduates in June 2001, only 621 could not be tracked. It is reasonably certain that none are attending Memorial University, the College of the North Atlantic, or the Marine Institute. While there is a low possibility these graduates are attending a Newfoundland private college or an out of province institution, it is more likely they are working, unemployed, or engaged in other activities.



Follow-Up Report of High School Graduates, June 2001

District 2 - Northern Peninsula/Labrador South

School #: 046

D.C. Young School, Port Hope Simpson

Grades: K-12

	<u>School</u>		<u>District</u>		<u>Province</u>	
	<u>Number</u>	<u>Percentage</u>	<u>Number</u>	<u>Percentage</u>	<u>Number</u>	<u>Percentage</u>
School data with 5 or fewer students withheld for reasons of confidentiality						
Memorial University			55	28.6	2,126	39.6
College of the North Atlantic			38	19.8	931	17.3
Marine Institute			7	3.6	112	2.1
Private Colleges			11	5.7	229	4.3
Out of Province Institutions			19	9.9	410	7.6
Working			28	14.6	898	16.7
Unemployed			24	12.5	416	7.7
Other			10	5.2	249	4.6

Of the 5,992 provincial graduates in June 2001, only 621 could not be tracked. It is reasonably certain that none are attending Memorial University, the College of the North Atlantic, or the Marine Institute. While there is a low possibility these graduates are attending a Newfoundland private college or an out of province institution, it is more likely they are working, unemployed, or engaged in other activities.



Follow-Up Report of High School Graduates, June 2001

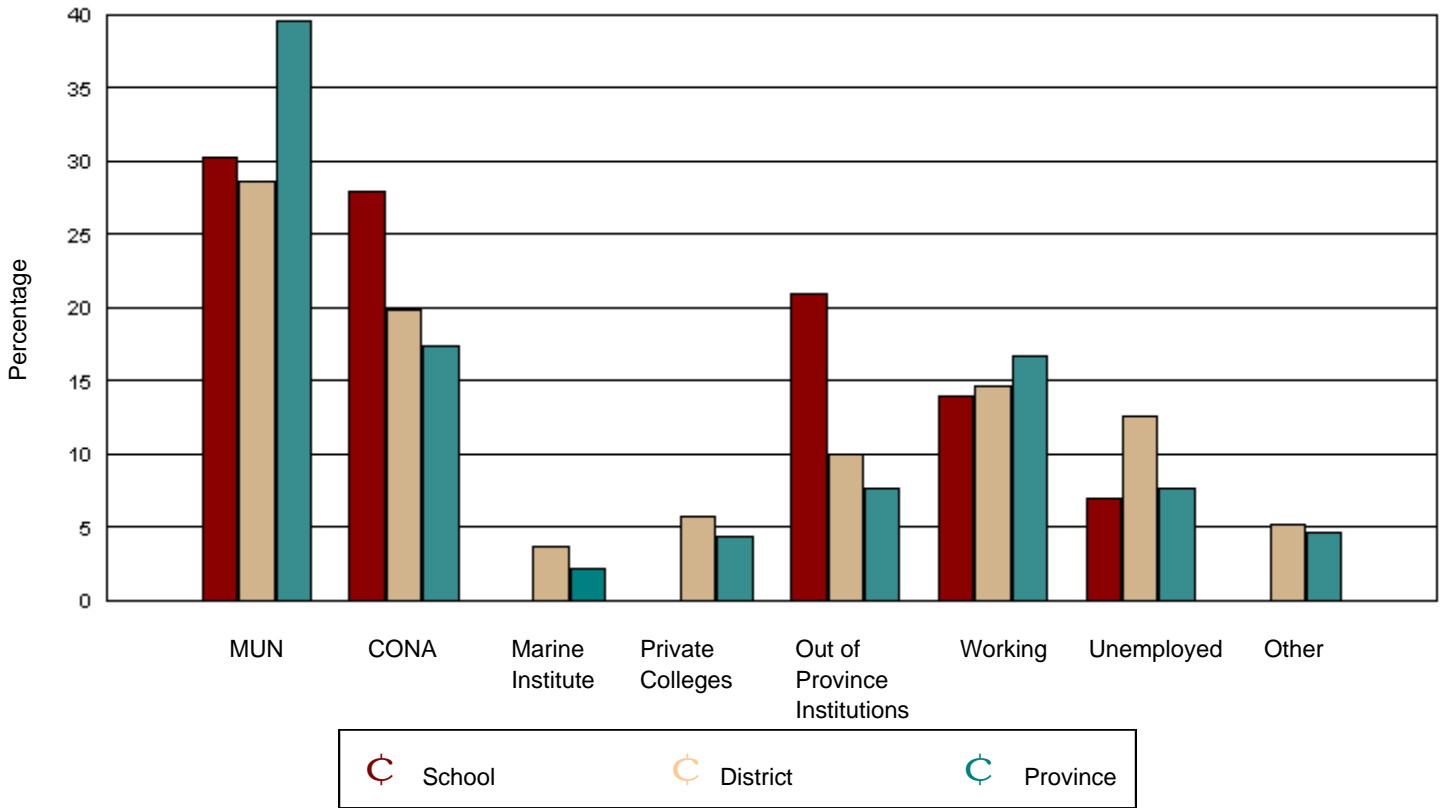
District 2 - Northern Peninsula/Labrador South

School #: 052

Harriot Curtis Collegiate, St. Anthony

Grades: 8-12

	<u>School</u>		<u>District</u>		<u>Province</u>	
	<u>Number</u>	<u>Percentage</u>	<u>Number</u>	<u>Percentage</u>	<u>Number</u>	<u>Percentage</u>
Memorial University	13	30.2	55	28.6	2,126	39.6
College of the North Atlantic	12	27.9	38	19.8	931	17.3
Marine Institute	0	0.0	7	3.6	112	2.1
Private Colleges	0	0.0	11	5.7	229	4.3
Out of Province Institutions	9	20.9	19	9.9	410	7.6
Working	6	14.0	28	14.6	898	16.7
Unemployed	3	7.0	24	12.5	416	7.7
Other	0	0.0	10	5.2	249	4.6



Harriot Curtis Collegiate had 47 graduates in June 2001. Of these, 43 were tracked and are shown in this report.

District 2 - Northern Peninsula/Labrador South had 220 graduates in June 2001. Of these, 192 were tracked and are shown in this report.

Source: Department of Youth Services & Post-Secondary Education

Of the 5,992 provincial graduates in June 2001, only 621 could not be tracked. It is reasonably certain that none are attending Memorial University, the College of the North Atlantic, or the Marine Institute. While there is a low possibility these graduates are attending a Newfoundland private college or an out of province institution, it is more likely they are working, unemployed, or engaged in other activities.



Follow-Up Report of High School Graduates, June 2001

District 2 - Northern Peninsula/Labrador South

School #: 024

James Cook Memorial, Cook's Harbour

Grades: K-12

	<u>School</u>		<u>District</u>		<u>Province</u>	
	<u>Number</u>	<u>Percentage</u>	<u>Number</u>	<u>Percentage</u>	<u>Number</u>	<u>Percentage</u>
School data with 5 or fewer students withheld for reasons of confidentiality						
Memorial University			55	28.6	2,126	39.6
College of the North Atlantic			38	19.8	931	17.3
Marine Institute			7	3.6	112	2.1
Private Colleges			11	5.7	229	4.3
Out of Province Institutions			19	9.9	410	7.6
Working			28	14.6	898	16.7
Unemployed			24	12.5	416	7.7
Other			10	5.2	249	4.6

Of the 5,992 provincial graduates in June 2001, only 621 could not be tracked. It is reasonably certain that none are attending Memorial University, the College of the North Atlantic, or the Marine Institute. While there is a low possibility these graduates are attending a Newfoundland private college or an out of province institution, it is more likely they are working, unemployed, or engaged in other activities.



Follow-Up Report of High School Graduates, June 2001

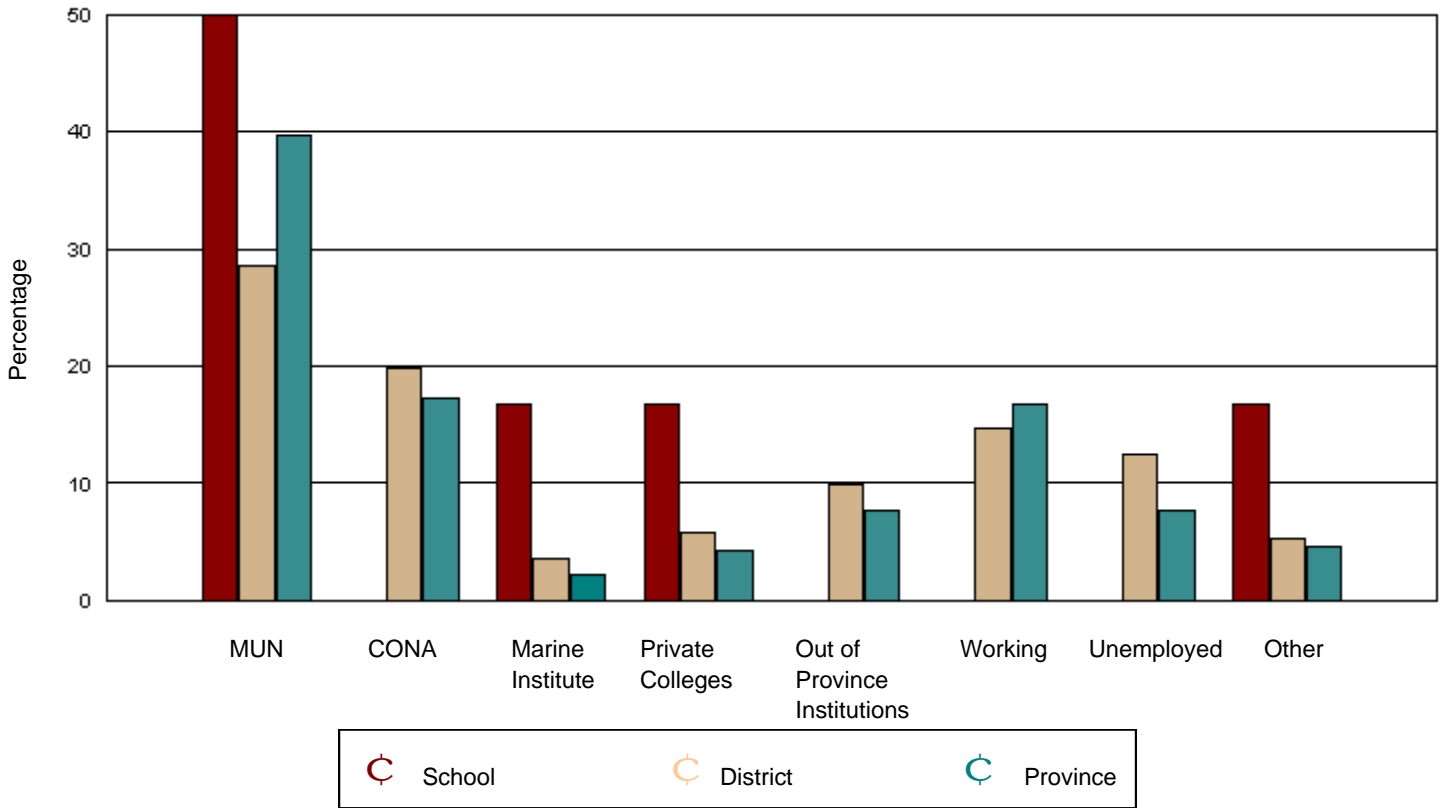
District 2 - Northern Peninsula/Labrador South

School #: 039

Mary Simms AG, Main Brook

Grades: K-12

	<u>School</u>		<u>District</u>		<u>Province</u>	
	<u>Number</u>	<u>Percentage</u>	<u>Number</u>	<u>Percentage</u>	<u>Number</u>	<u>Percentage</u>
Memorial University	3	50.0	55	28.6	2,126	39.6
College of the North Atlantic	0	0.0	38	19.8	931	17.3
Marine Institute	1	16.7	7	3.6	112	2.1
Private Colleges	1	16.7	11	5.7	229	4.3
Out of Province Institutions	0	0.0	19	9.9	410	7.6
Working	0	0.0	28	14.6	898	16.7
Unemployed	0	0.0	24	12.5	416	7.7
Other	1	16.7	10	5.2	249	4.6



Mary Simms AG had 6 graduates in June 2001. Of these, 6 were tracked and are shown in this report.

District 2 - Northern Peninsula/Labrador South had 220 graduates in June 2001. Of these, 192 were tracked and are shown in this report.

Source: Department of Youth Services & Post-Secondary Education

Of the 5,992 provincial graduates in June 2001, only 621 could not be tracked. It is reasonably certain that none are attending Memorial University, the College of the North Atlantic, or the Marine Institute. While there is a low possibility these graduates are attending a Newfoundland private college or an out of province institution, it is more likely they are working, unemployed, or engaged in other activities.



Follow-Up Report of High School Graduates, June 2001

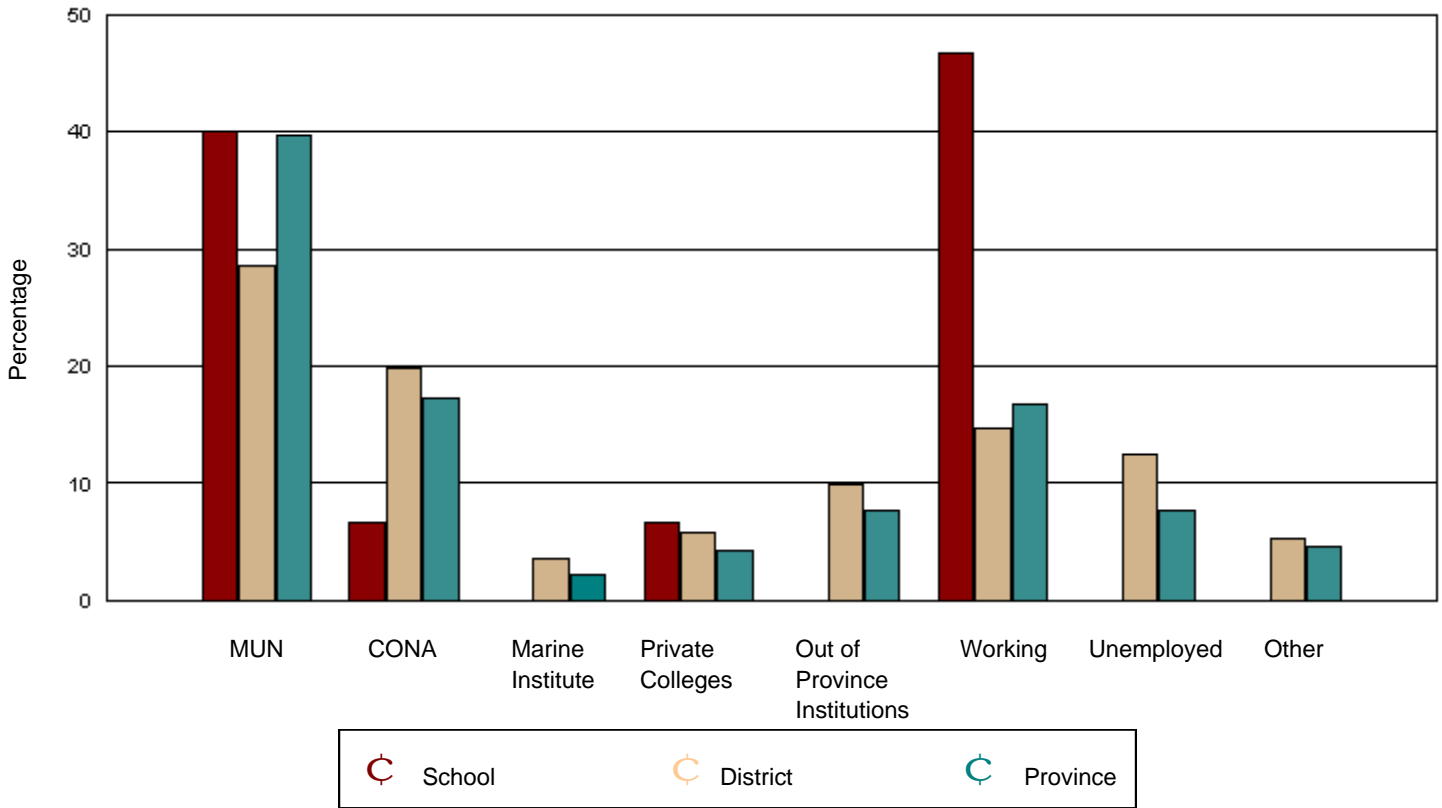
District 2 - Northern Peninsula/Labrador South

School #: 030

Mountain Feild Academy, Forteau

Grades: K-12

	<u>School</u>		<u>District</u>		<u>Province</u>	
	<u>Number</u>	<u>Percentage</u>	<u>Number</u>	<u>Percentage</u>	<u>Number</u>	<u>Percentage</u>
Memorial University	6	40.0	55	28.6	2,126	39.6
College of the North Atlantic	1	6.7	38	19.8	931	17.3
Marine Institute	0	0.0	7	3.6	112	2.1
Private Colleges	1	6.7	11	5.7	229	4.3
Out of Province Institutions	0	0.0	19	9.9	410	7.6
Working	7	46.7	28	14.6	898	16.7
Unemployed	0	0.0	24	12.5	416	7.7
Other	0	0.0	10	5.2	249	4.6



Mountain Feild Academy had 16 graduates in June 2001. Of these, 15 were tracked and are shown in this report.

District 2 - Northern Peninsula/Labrador South had 220 graduates in June 2001. Of these, 192 were tracked and are shown in this report.

Source: Department of Youth Services & Post-Secondary Education

Of the 5,992 provincial graduates in June 2001, only 621 could not be tracked. It is reasonably certain that none are attending Memorial University, the College of the North Atlantic, or the Marine Institute. While there is a low possibility these graduates are attending a Newfoundland private college or an out of province institution, it is more likely they are working, unemployed, or engaged in other activities.



Follow-Up Report of High School Graduates, June 2001

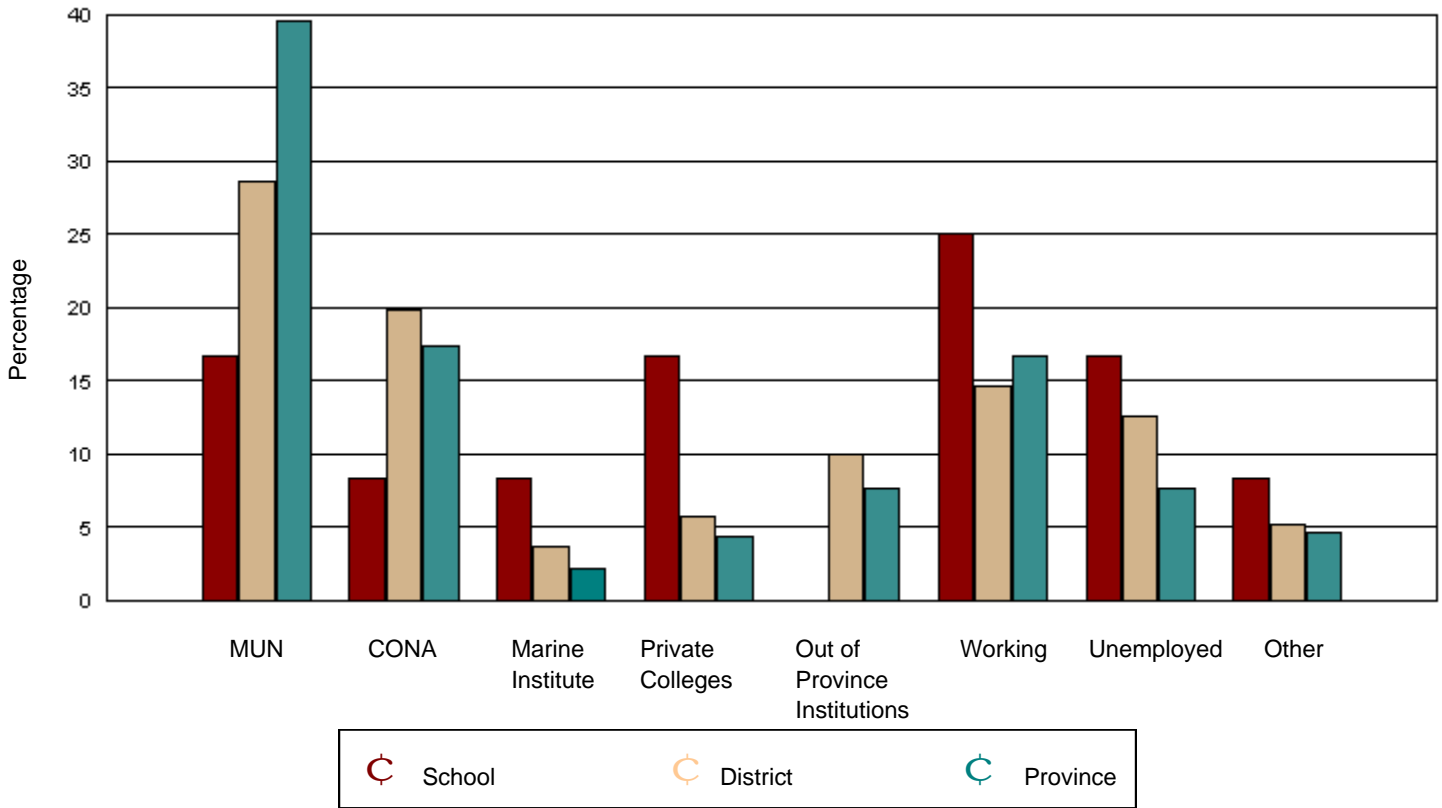
District 2 - Northern Peninsula/Labrador South

School #: 384

Mountain View Collegiate, Roddickton

Grades: 7-12

	<u>School</u>		<u>District</u>		<u>Province</u>	
	<u>Number</u>	<u>Percentage</u>	<u>Number</u>	<u>Percentage</u>	<u>Number</u>	<u>Percentage</u>
Memorial University	2	16.7	55	28.6	2,126	39.6
College of the North Atlantic	1	8.3	38	19.8	931	17.3
Marine Institute	1	8.3	7	3.6	112	2.1
Private Colleges	2	16.7	11	5.7	229	4.3
Out of Province Institutions	0	0.0	19	9.9	410	7.6
Working	3	25.0	28	14.6	898	16.7
Unemployed	2	16.7	24	12.5	416	7.7
Other	1	8.3	10	5.2	249	4.6



Mountain View Collegiate had 16 graduates in June 2001. Of these, 12 were tracked and are shown in this report.

District 2 - Northern Peninsula/Labrador South had 220 graduates in June 2001. Of these, 192 were tracked and are shown in this report.

Source: Department of Youth Services & Post-Secondary Education

Of the 5,992 provincial graduates in June 2001, only 621 could not be tracked. It is reasonably certain that none are attending Memorial University, the College of the North Atlantic, or the Marine Institute. While there is a low possibility these graduates are attending a Newfoundland private college or an out of province institution, it is more likely they are working, unemployed, or engaged in other activities.



Follow-Up Report of High School Graduates, June 2001

District 2 - Northern Peninsula/Labrador South

School #: 055

Our Lady of Labrador, West St. Modeste

Grades: K-12

	<u>School</u>		<u>District</u>		<u>Province</u>	
	<u>Number</u>	<u>Percentage</u>	<u>Number</u>	<u>Percentage</u>	<u>Number</u>	<u>Percentage</u>
School data with 5 or fewer students withheld for reasons of confidentiality						
Memorial University			55	28.6	2,126	39.6
College of the North Atlantic			38	19.8	931	17.3
Marine Institute			7	3.6	112	2.1
Private Colleges			11	5.7	229	4.3
Out of Province Institutions			19	9.9	410	7.6
Working			28	14.6	898	16.7
Unemployed			24	12.5	416	7.7
Other			10	5.2	249	4.6

Of the 5,992 provincial graduates in June 2001, only 621 could not be tracked. It is reasonably certain that none are attending Memorial University, the College of the North Atlantic, or the Marine Institute. While there is a low possibility these graduates are attending a Newfoundland private college or an out of province institution, it is more likely they are working, unemployed, or engaged in other activities.



Follow-Up Report of High School Graduates, June 2001

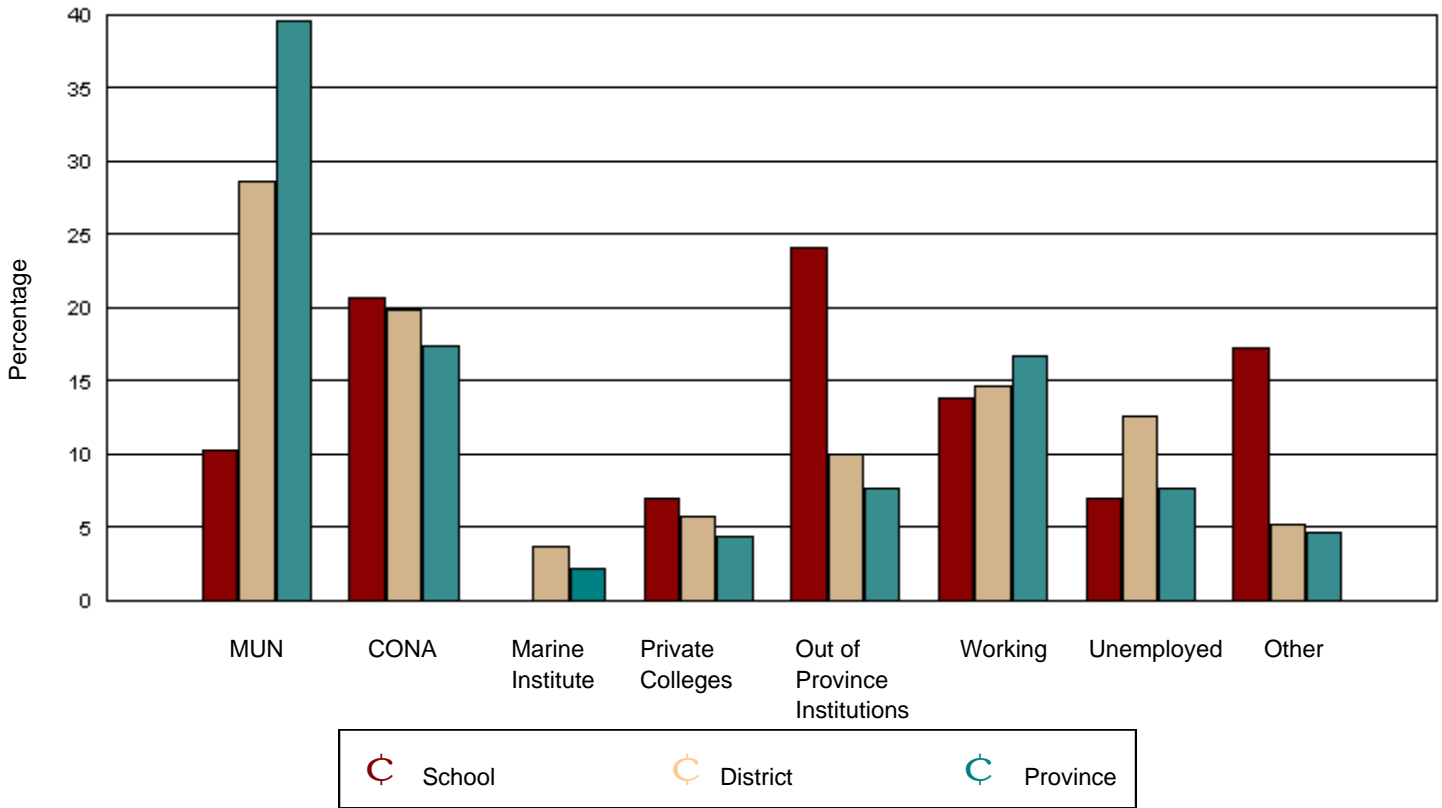
District 2 - Northern Peninsula/Labrador South

School #: 047

Roncalli Central High, Port Saunders

Grades: 7-12

	<u>School</u>		<u>District</u>		<u>Province</u>	
	Number	Percentage	Number	Percentage	Number	Percentage
Memorial University	3	10.3	55	28.6	2,126	39.6
College of the North Atlantic	6	20.7	38	19.8	931	17.3
Marine Institute	0	0.0	7	3.6	112	2.1
Private Colleges	2	6.9	11	5.7	229	4.3
Out of Province Institutions	7	24.1	19	9.9	410	7.6
Working	4	13.8	28	14.6	898	16.7
Unemployed	2	6.9	24	12.5	416	7.7
Other	5	17.2	10	5.2	249	4.6



Roncalli Central High had 31 graduates in June 2001. Of these, 29 were tracked and are shown in this report.

District 2 - Northern Peninsula/Labrador South had 220 graduates in June 2001. Of these, 192 were tracked and are shown in this report.

Source: Department of Youth Services & Post-Secondary Education

Of the 5,992 provincial graduates in June 2001, only 621 could not be tracked. It is reasonably certain that none are attending Memorial University, the College of the North Atlantic, or the Marine Institute. While there is a low possibility these graduates are attending a Newfoundland private college or an out of province institution, it is more likely they are working, unemployed, or engaged in other activities.



Follow-Up Report of High School Graduates, June 2001

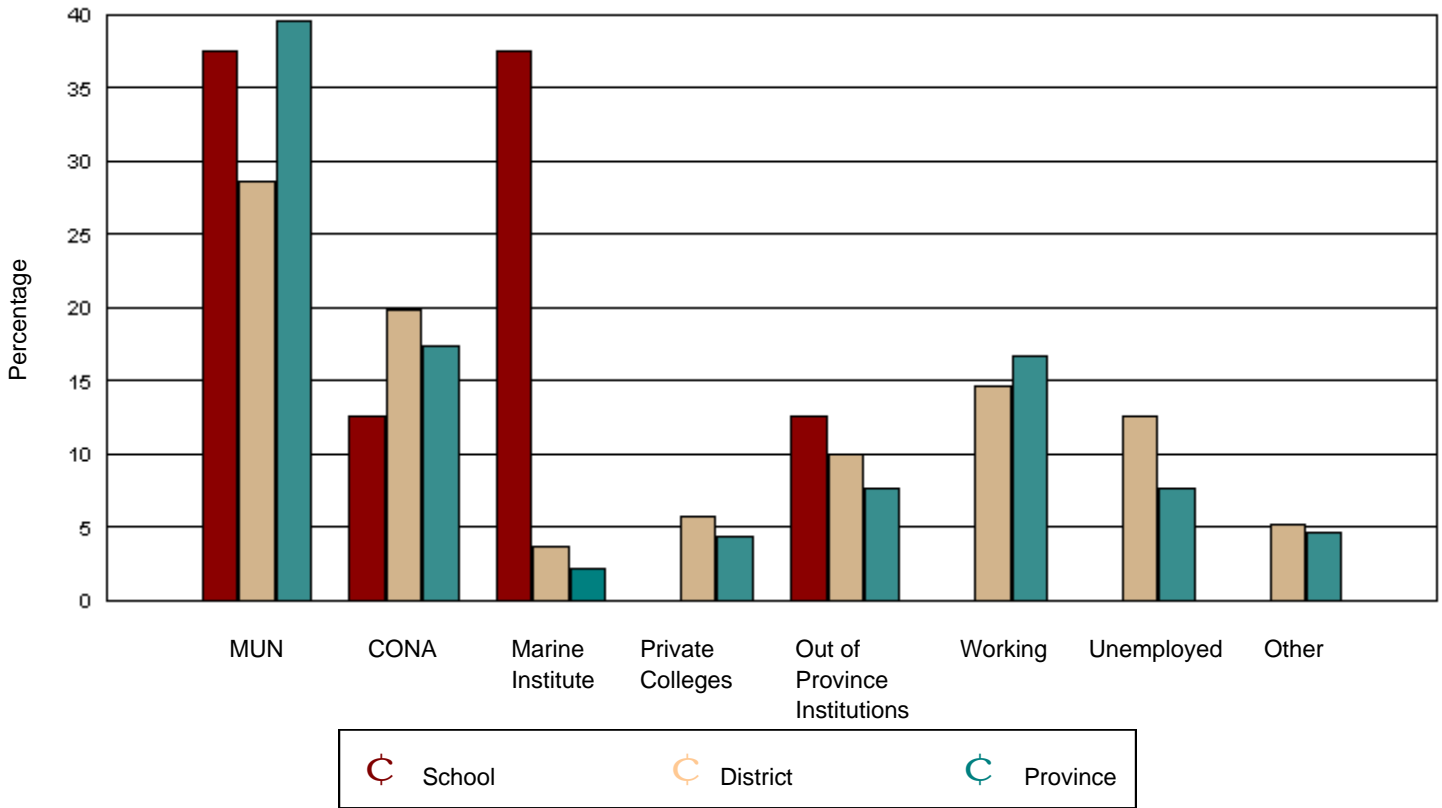
District 2 - Northern Peninsula/Labrador South

School #: 023

Sacred Heart AG, Conche

Grades: 1-12

	School		District		Province	
	Number	Percentage	Number	Percentage	Number	Percentage
Memorial University	3	37.5	55	28.6	2,126	39.6
College of the North Atlantic	1	12.5	38	19.8	931	17.3
Marine Institute	3	37.5	7	3.6	112	2.1
Private Colleges	0	0.0	11	5.7	229	4.3
Out of Province Institutions	1	12.5	19	9.9	410	7.6
Working	0	0.0	28	14.6	898	16.7
Unemployed	0	0.0	24	12.5	416	7.7
Other	0	0.0	10	5.2	249	4.6



Sacred Heart AG had 8 graduates in June 2001. Of these, 8 were tracked and are shown in this report.

District 2 - Northern Peninsula/Labrador South had 220 graduates in June 2001. Of these, 192 were tracked and are shown in this report.

Source: Department of Youth Services & Post-Secondary Education

Of the 5,992 provincial graduates in June 2001, only 621 could not be tracked. It is reasonably certain that none are attending Memorial University, the College of the North Atlantic, or the Marine Institute. While there is a low possibility these graduates are attending a Newfoundland private college or an out of province institution, it is more likely they are working, unemployed, or engaged in other activities.



Follow-Up Report of High School Graduates, June 2001

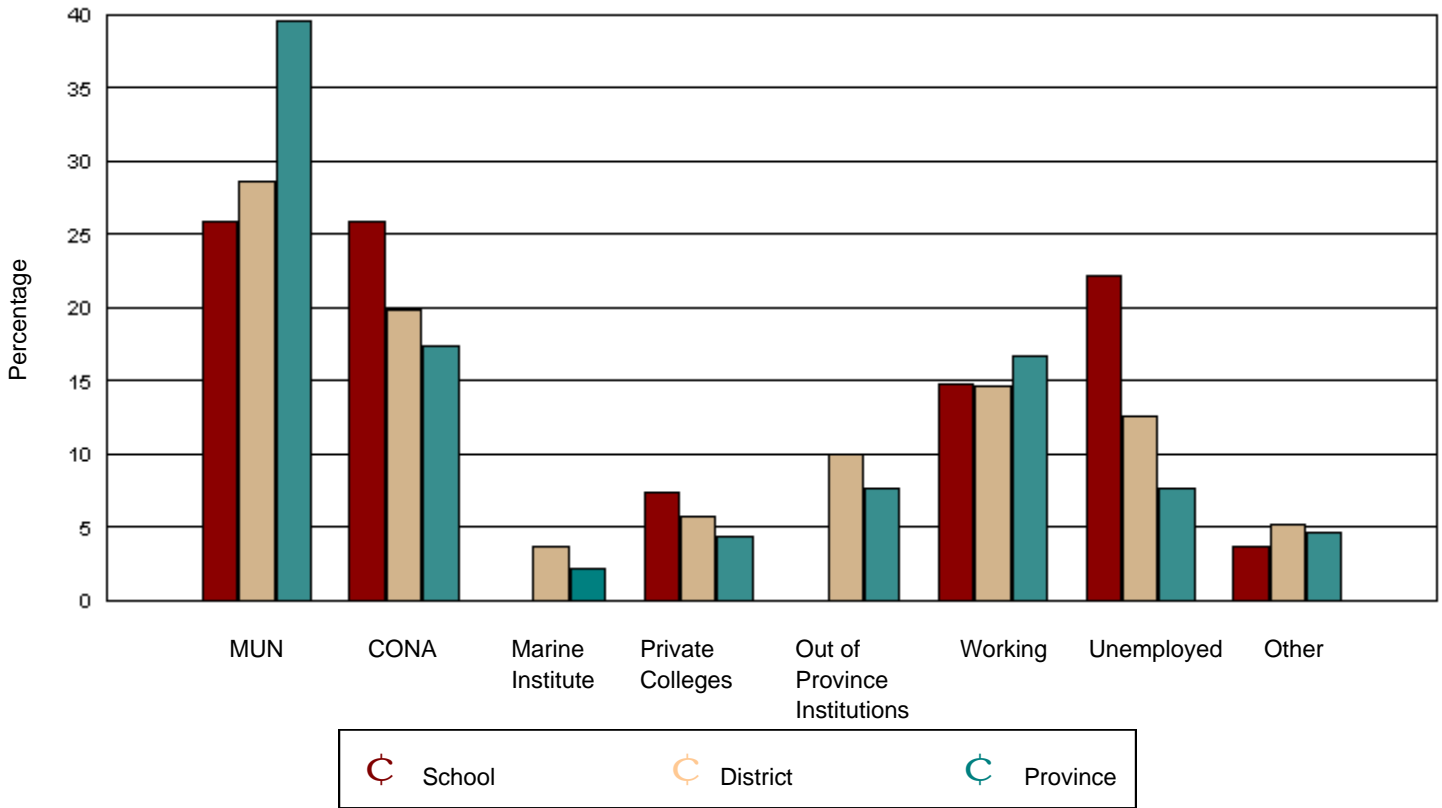
District 2 - Northern Peninsula/Labrador South

School #: 043

St. Augustine's Central High, Plum Point

Grades: 7-12

	<u>School</u>		<u>District</u>		<u>Province</u>	
	<u>Number</u>	<u>Percentage</u>	<u>Number</u>	<u>Percentage</u>	<u>Number</u>	<u>Percentage</u>
Memorial University	7	25.9	55	28.6	2,126	39.6
College of the North Atlantic	7	25.9	38	19.8	931	17.3
Marine Institute	0	0.0	7	3.6	112	2.1
Private Colleges	2	7.4	11	5.7	229	4.3
Out of Province Institutions	0	0.0	19	9.9	410	7.6
Working	4	14.8	28	14.6	898	16.7
Unemployed	6	22.2	24	12.5	416	7.7
Other	1	3.7	10	5.2	249	4.6



St. Augustine's Central High had 34 graduates in June 2001. Of these, 27 were tracked and are shown in this report.

District 2 - Northern Peninsula/Labrador South had 220 graduates in June 2001. Of these, 192 were tracked and are shown in this report.

Source: Department of Youth Services & Post-Secondary Education

Of the 5,992 provincial graduates in June 2001, only 621 could not be tracked. It is reasonably certain that none are attending Memorial University, the College of the North Atlantic, or the Marine Institute. While there is a low possibility these graduates are attending a Newfoundland private college or an out of province institution, it is more likely they are working, unemployed, or engaged in other activities.



Follow-Up Report of High School Graduates, June 2001

District 2 - Northern Peninsula/Labrador South

School #: 025

St. Joseph's All Grade, Croque

Grades: K-12

	<u>School</u>		<u>District</u>		<u>Province</u>	
	<u>Number</u>	<u>Percentage</u>	<u>Number</u>	<u>Percentage</u>	<u>Number</u>	<u>Percentage</u>
School data with 5 or fewer students withheld for reasons of confidentiality						
Memorial University			55	28.6	2,126	39.6
College of the North Atlantic			38	19.8	931	17.3
Marine Institute			7	3.6	112	2.1
Private Colleges			11	5.7	229	4.3
Out of Province Institutions			19	9.9	410	7.6
Working			28	14.6	898	16.7
Unemployed			24	12.5	416	7.7
Other			10	5.2	249	4.6

Of the 5,992 provincial graduates in June 2001, only 621 could not be tracked. It is reasonably certain that none are attending Memorial University, the College of the North Atlantic, or the Marine Institute. While there is a low possibility these graduates are attending a Newfoundland private college or an out of province institution, it is more likely they are working, unemployed, or engaged in other activities.



Follow-Up Report of High School Graduates, June 2001

District 2 - Northern Peninsula/Labrador South

School #: 054

St. Lewis Academy, St. Lewis

Grades: K-12

	<u>School</u>		<u>District</u>		<u>Province</u>	
	<u>Number</u>	<u>Percentage</u>	<u>Number</u>	<u>Percentage</u>	<u>Number</u>	<u>Percentage</u>
School data with 5 or fewer students withheld for reasons of confidentiality						
Memorial University			55	28.6	2,126	39.6
College of the North Atlantic			38	19.8	931	17.3
Marine Institute			7	3.6	112	2.1
Private Colleges			11	5.7	229	4.3
Out of Province Institutions			19	9.9	410	7.6
Working			28	14.6	898	16.7
Unemployed			24	12.5	416	7.7
Other			10	5.2	249	4.6

Of the 5,992 provincial graduates in June 2001, only 621 could not be tracked. It is reasonably certain that none are attending Memorial University, the College of the North Atlantic, or the Marine Institute. While there is a low possibility these graduates are attending a Newfoundland private college or an out of province institution, it is more likely they are working, unemployed, or engaged in other activities.



Follow-Up Report of High School Graduates, June 2001

District 2 - Northern Peninsula/Labrador South

School #: 040

St. Mary's AG, Mary's Harbour

Grades: K-12

	<u>School</u>		<u>District</u>		<u>Province</u>	
	<u>Number</u>	<u>Percentage</u>	<u>Number</u>	<u>Percentage</u>	<u>Number</u>	<u>Percentage</u>
School data with 5 or fewer students withheld for reasons of confidentiality						
Memorial University			55	28.6	2,126	39.6
College of the North Atlantic			38	19.8	931	17.3
Marine Institute			7	3.6	112	2.1
Private Colleges			11	5.7	229	4.3
Out of Province Institutions			19	9.9	410	7.6
Working			28	14.6	898	16.7
Unemployed			24	12.5	416	7.7
Other			10	5.2	249	4.6

Of the 5,992 provincial graduates in June 2001, only 621 could not be tracked. It is reasonably certain that none are attending Memorial University, the College of the North Atlantic, or the Marine Institute. While there is a low possibility these graduates are attending a Newfoundland private college or an out of province institution, it is more likely they are working, unemployed, or engaged in other activities.



Follow-Up Report of High School Graduates, June 2001

District 2 - Northern Peninsula/Labrador South

School #: 022

William Gillett Acad, Charlottetown, LAB

Grades: K-12

	<u>School</u>		<u>District</u>		<u>Province</u>	
	<u>Number</u>	<u>Percentage</u>	<u>Number</u>	<u>Percentage</u>	<u>Number</u>	<u>Percentage</u>
School data with 5 or fewer students withheld for reasons of confidentiality						
Memorial University			55	28.6	2,126	39.6
College of the North Atlantic			38	19.8	931	17.3
Marine Institute			7	3.6	112	2.1
Private Colleges			11	5.7	229	4.3
Out of Province Institutions			19	9.9	410	7.6
Working			28	14.6	898	16.7
Unemployed			24	12.5	416	7.7
Other			10	5.2	249	4.6

Of the 5,992 provincial graduates in June 2001, only 621 could not be tracked. It is reasonably certain that none are attending Memorial University, the College of the North Atlantic, or the Marine Institute. While there is a low possibility these graduates are attending a Newfoundland private college or an out of province institution, it is more likely they are working, unemployed, or engaged in other activities.



Follow-Up Report of High School Graduates, June 2001

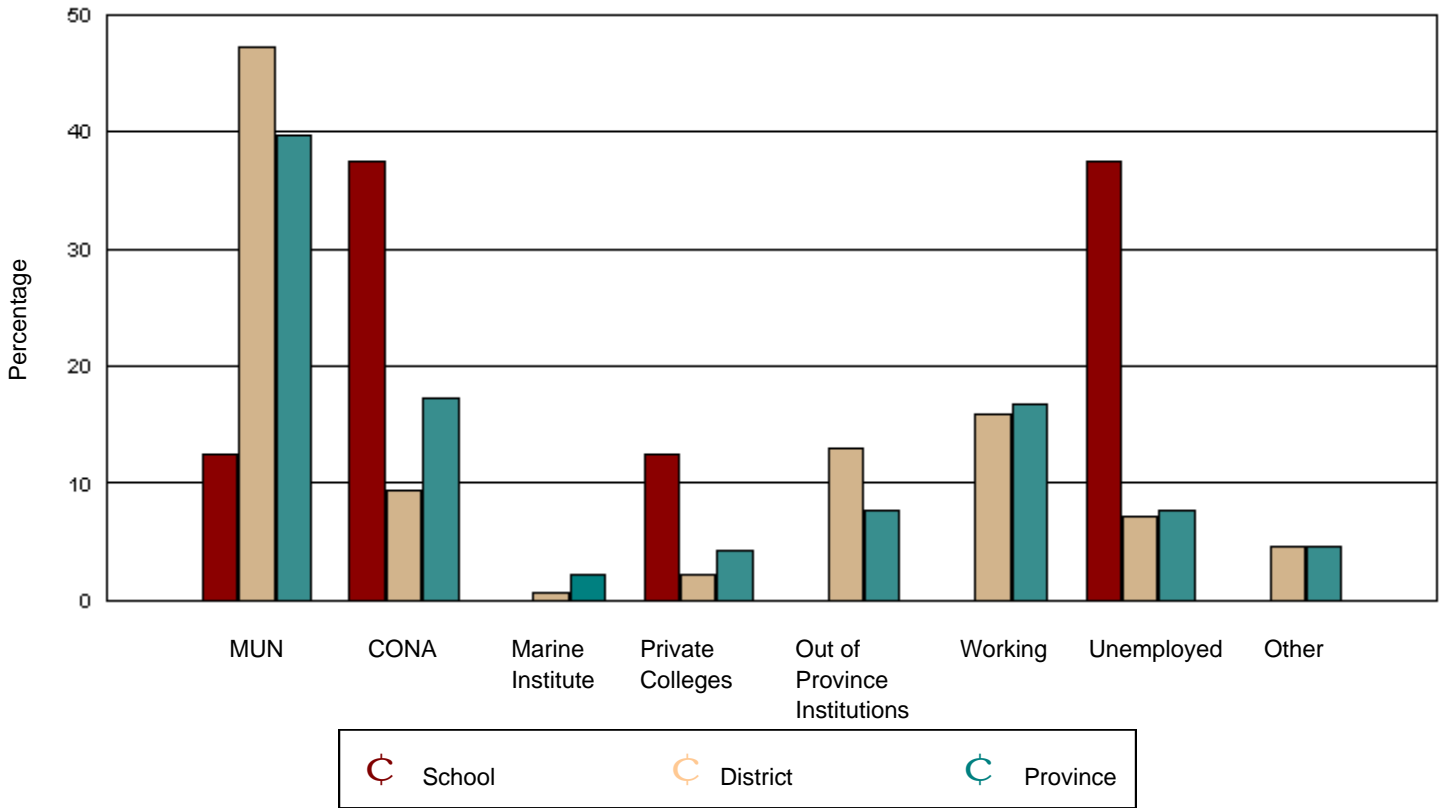
District 3 - Deer Lake/Corner Brook/St. Barbe

School #: 393

Bonne Bay Academy, Woody Point

Grades: K-12

	<u>School</u>		<u>District</u>		<u>Province</u>	
	<u>Number</u>	<u>Percentage</u>	<u>Number</u>	<u>Percentage</u>	<u>Number</u>	<u>Percentage</u>
Memorial University	1	12.5	212	47.3	2,126	39.6
College of the North Atlantic	3	37.5	42	9.4	931	17.3
Marine Institute	0	0.0	3	0.7	112	2.1
Private Colleges	1	12.5	10	2.2	229	4.3
Out of Province Institutions	0	0.0	58	13.0	410	7.6
Working	0	0.0	71	15.8	898	16.7
Unemployed	3	37.5	32	7.1	416	7.7
Other	0	0.0	20	4.5	249	4.6



Bonne Bay Academy had 8 graduates in June 2001. Of these, 8 were tracked and are shown in this report.

District 3 - Deer Lake/Corner Brook/St. Barbe had 494 graduates in June 2001. Of these, 448 were tracked and are shown in this report.

Source: Department of Youth Services & Post-Secondary Education

Of the 5,992 provincial graduates in June 2001, only 621 could not be tracked. It is reasonably certain that none are attending Memorial University, the College of the North Atlantic, or the Marine Institute. While there is a low possibility these graduates are attending a Newfoundland private college or an out of province institution, it is more likely they are working, unemployed, or engaged in other activities.



Follow-Up Report of High School Graduates, June 2001

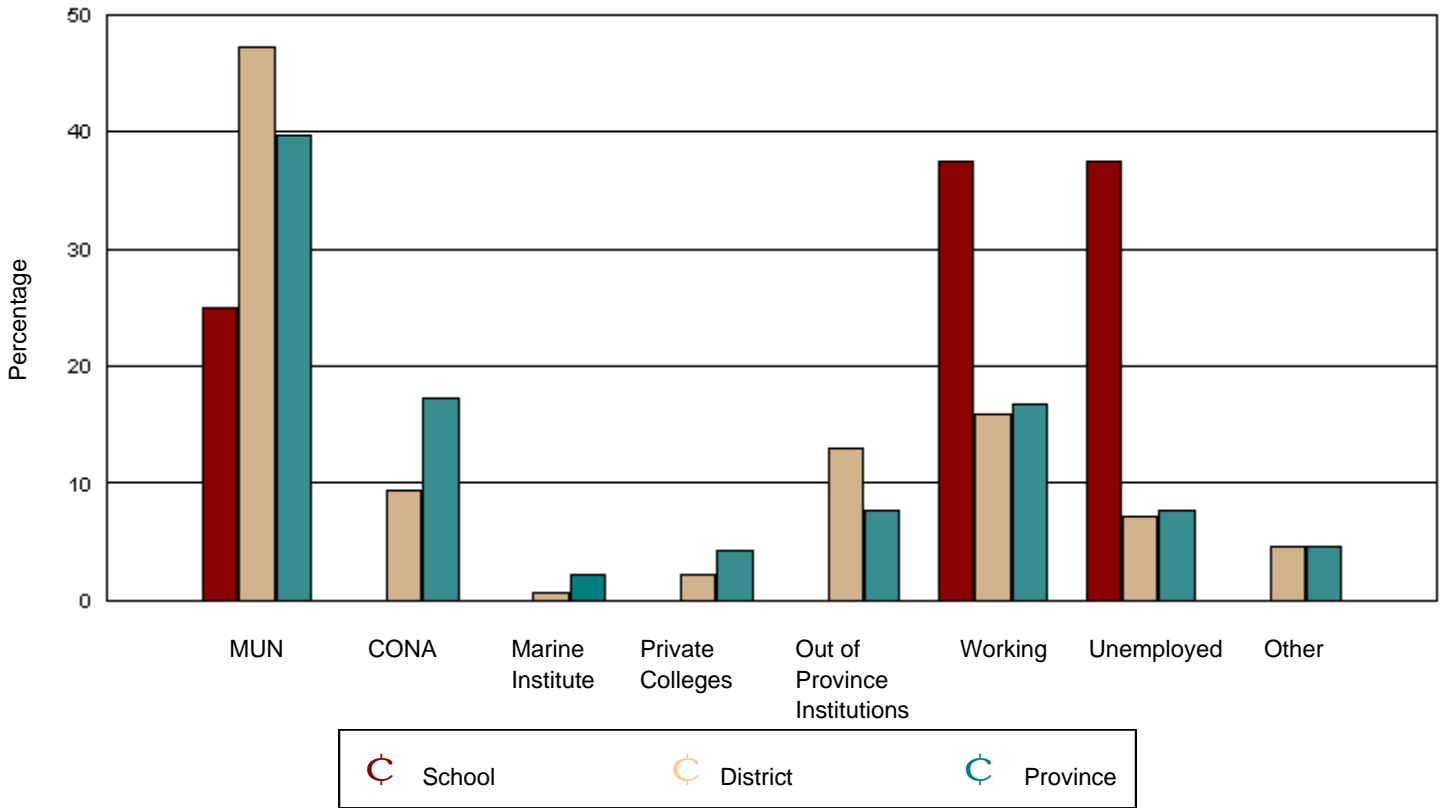
District 3 - Deer Lake/Corner Brook/St. Barbe

School #: 388

Cow Head School Complex, Cow Head

Grades: K-12

	<u>School</u>		<u>District</u>		<u>Province</u>	
	<u>Number</u>	<u>Percentage</u>	<u>Number</u>	<u>Percentage</u>	<u>Number</u>	<u>Percentage</u>
Memorial University	2	25.0	212	47.3	2,126	39.6
College of the North Atlantic	0	0.0	42	9.4	931	17.3
Marine Institute	0	0.0	3	0.7	112	2.1
Private Colleges	0	0.0	10	2.2	229	4.3
Out of Province Institutions	0	0.0	58	13.0	410	7.6
Working	3	37.5	71	15.8	898	16.7
Unemployed	3	37.5	32	7.1	416	7.7
Other	0	0.0	20	4.5	249	4.6



Cow Head School Complex had 8 graduates in June 2001. Of these, 8 were tracked and are shown in this report.

District 3 - Deer Lake/Corner Brook/St. Barbe had 494 graduates in June 2001. Of these, 448 were tracked and are shown in this report.

Source: Department of Youth Services & Post-Secondary Education

Of the 5,992 provincial graduates in June 2001, only 621 could not be tracked. It is reasonably certain that none are attending Memorial University, the College of the North Atlantic, or the Marine Institute. While there is a low possibility these graduates are attending a Newfoundland private college or an out of province institution, it is more likely they are working, unemployed, or engaged in other activities.



Follow-Up Report of High School Graduates, June 2001

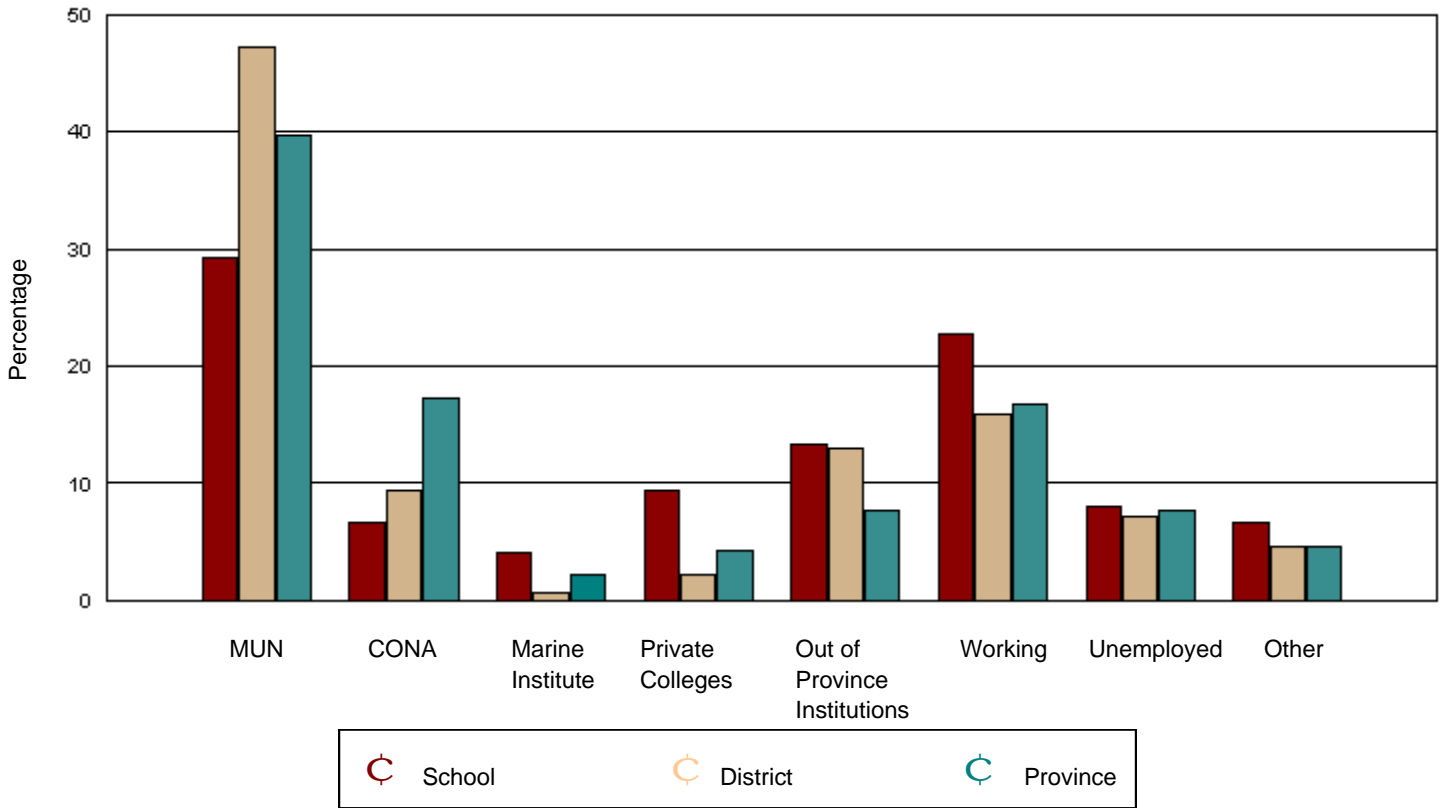
District 3 - Deer Lake/Corner Brook/St. Barbe

School #: 390

Elwood Regional High, Deer Lake

Grades: 10-12

	School		District		Province	
	Number	Percentage	Number	Percentage	Number	Percentage
Memorial University	22	29.3	212	47.3	2,126	39.6
College of the North Atlantic	5	6.7	42	9.4	931	17.3
Marine Institute	3	4.0	3	0.7	112	2.1
Private Colleges	7	9.3	10	2.2	229	4.3
Out of Province Institutions	10	13.3	58	13.0	410	7.6
Working	17	22.7	71	15.8	898	16.7
Unemployed	6	8.0	32	7.1	416	7.7
Other	5	6.7	20	4.5	249	4.6



Elwood Regional High had 87 graduates in June 2001. Of these, 75 were tracked and are shown in this report.

District 3 - Deer Lake/Corner Brook/St. Barbe had 494 graduates in June 2001. Of these, 448 were tracked and are shown in this report.

Source: Department of Youth Services & Post-Secondary Education

Of the 5,992 provincial graduates in June 2001, only 621 could not be tracked. It is reasonably certain that none are attending Memorial University, the College of the North Atlantic, or the Marine Institute. While there is a low possibility these graduates are attending a Newfoundland private college or an out of province institution, it is more likely they are working, unemployed, or engaged in other activities.



Follow-Up Report of High School Graduates, June 2001

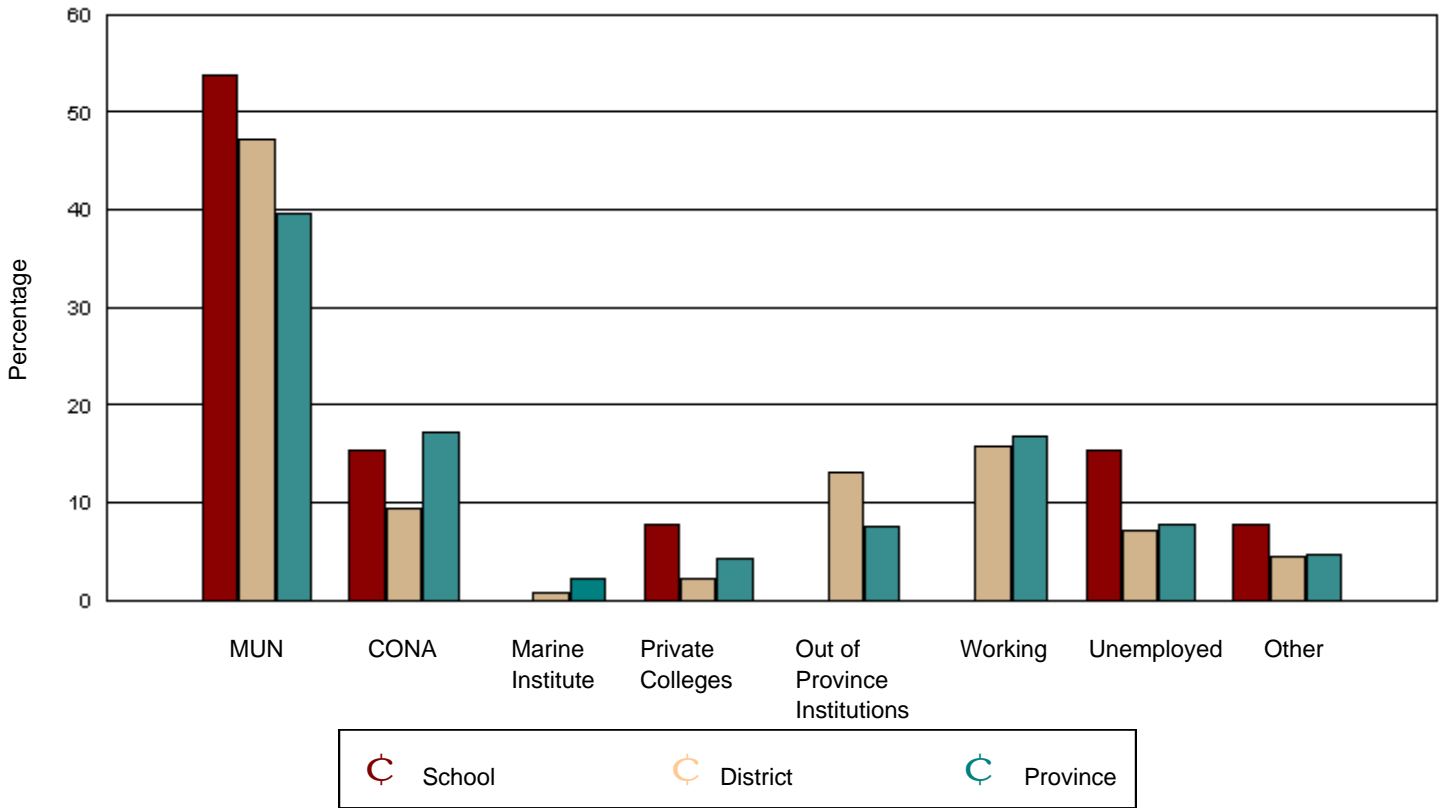
District 3 - Deer Lake/Corner Brook/St. Barbe

School #: 075

Hampden Academy, Hampden

Grades: K-12

	<u>School</u>		<u>District</u>		<u>Province</u>	
	<u>Number</u>	<u>Percentage</u>	<u>Number</u>	<u>Percentage</u>	<u>Number</u>	<u>Percentage</u>
Memorial University	7	53.8	212	47.3	2,126	39.6
College of the North Atlantic	2	15.4	42	9.4	931	17.3
Marine Institute	0	0.0	3	0.7	112	2.1
Private Colleges	1	7.7	10	2.2	229	4.3
Out of Province Institutions	0	0.0	58	13.0	410	7.6
Working	0	0.0	71	15.8	898	16.7
Unemployed	2	15.4	32	7.1	416	7.7
Other	1	7.7	20	4.5	249	4.6



Hampden Academy had 13 graduates in June 2001. Of these, 13 were tracked and are shown in this report.

District 3 - Deer Lake/Corner Brook/St. Barbe had 494 graduates in June 2001. Of these, 448 were tracked and are shown in this report.

Source: Department of Youth Services & Post-Secondary Education

Of the 5,992 provincial graduates in June 2001, only 621 could not be tracked. It is reasonably certain that none are attending Memorial University, the College of the North Atlantic, or the Marine Institute. While there is a low possibility these graduates are attending a Newfoundland private college or an out of province institution, it is more likely they are working, unemployed, or engaged in other activities.



Follow-Up Report of High School Graduates, June 2001

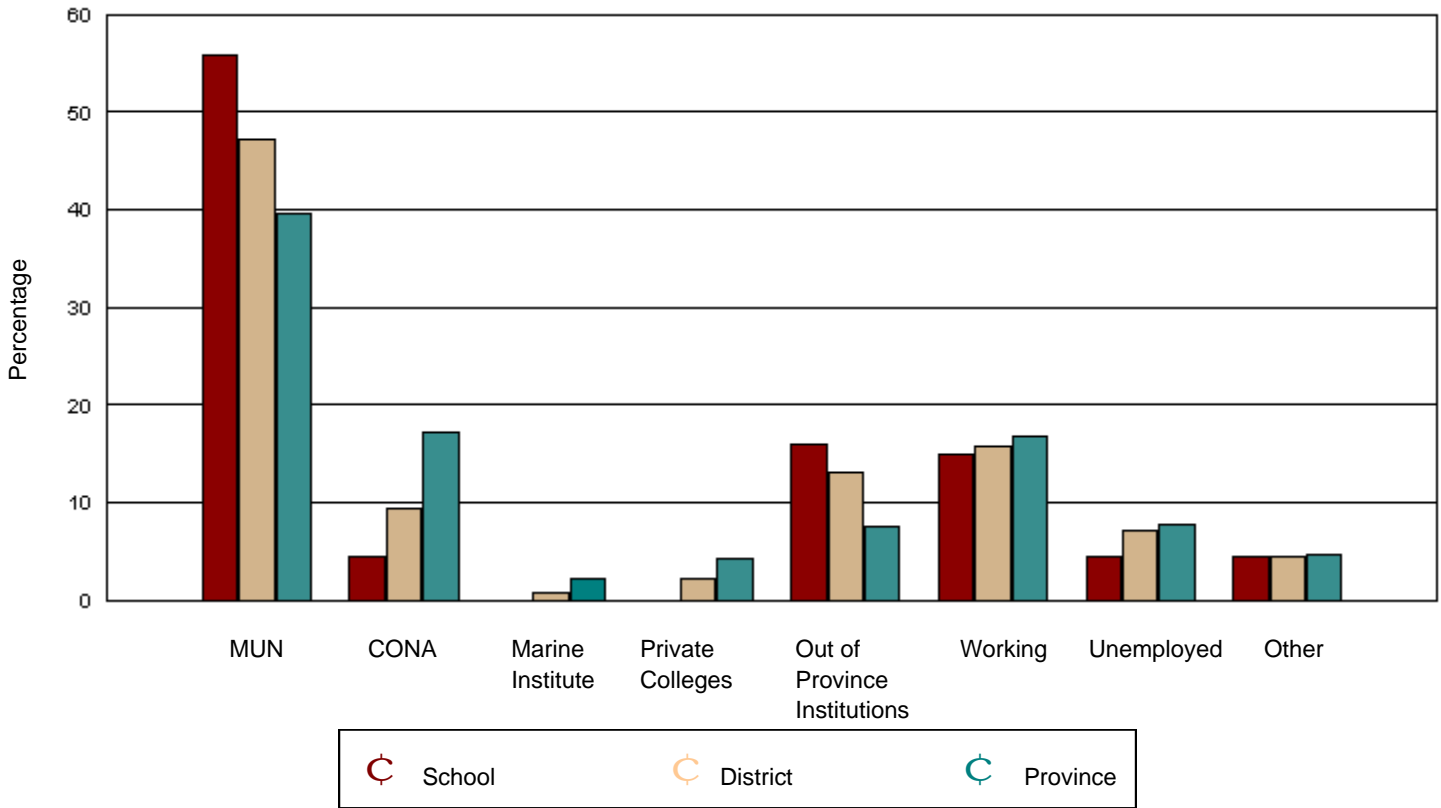
District 3 - Deer Lake/Corner Brook/St. Barbe

School #: 063

Herdman Collegiate, Corner Brook

Grades: 10-12

	<u>School</u>		<u>District</u>		<u>Province</u>	
	<u>Number</u>	<u>Percentage</u>	<u>Number</u>	<u>Percentage</u>	<u>Number</u>	<u>Percentage</u>
Memorial University	63	55.8	212	47.3	2,126	39.6
College of the North Atlantic	5	4.4	42	9.4	931	17.3
Marine Institute	0	0.0	3	0.7	112	2.1
Private Colleges	0	0.0	10	2.2	229	4.3
Out of Province Institutions	18	15.9	58	13.0	410	7.6
Working	17	15.0	71	15.8	898	16.7
Unemployed	5	4.4	32	7.1	416	7.7
Other	5	4.4	20	4.5	249	4.6



Herdman Collegiate had 123 graduates in June 2001. Of these, 113 were tracked and are shown in this report.

District 3 - Deer Lake/Corner Brook/St. Barbe had 494 graduates in June 2001. Of these, 448 were tracked and are shown in this report.

Source: Department of Youth Services & Post-Secondary Education

Of the 5,992 provincial graduates in June 2001, only 621 could not be tracked. It is reasonably certain that none are attending Memorial University, the College of the North Atlantic, or the Marine Institute. While there is a low possibility these graduates are attending a Newfoundland private college or an out of province institution, it is more likely they are working, unemployed, or engaged in other activities.



Follow-Up Report of High School Graduates, June 2001

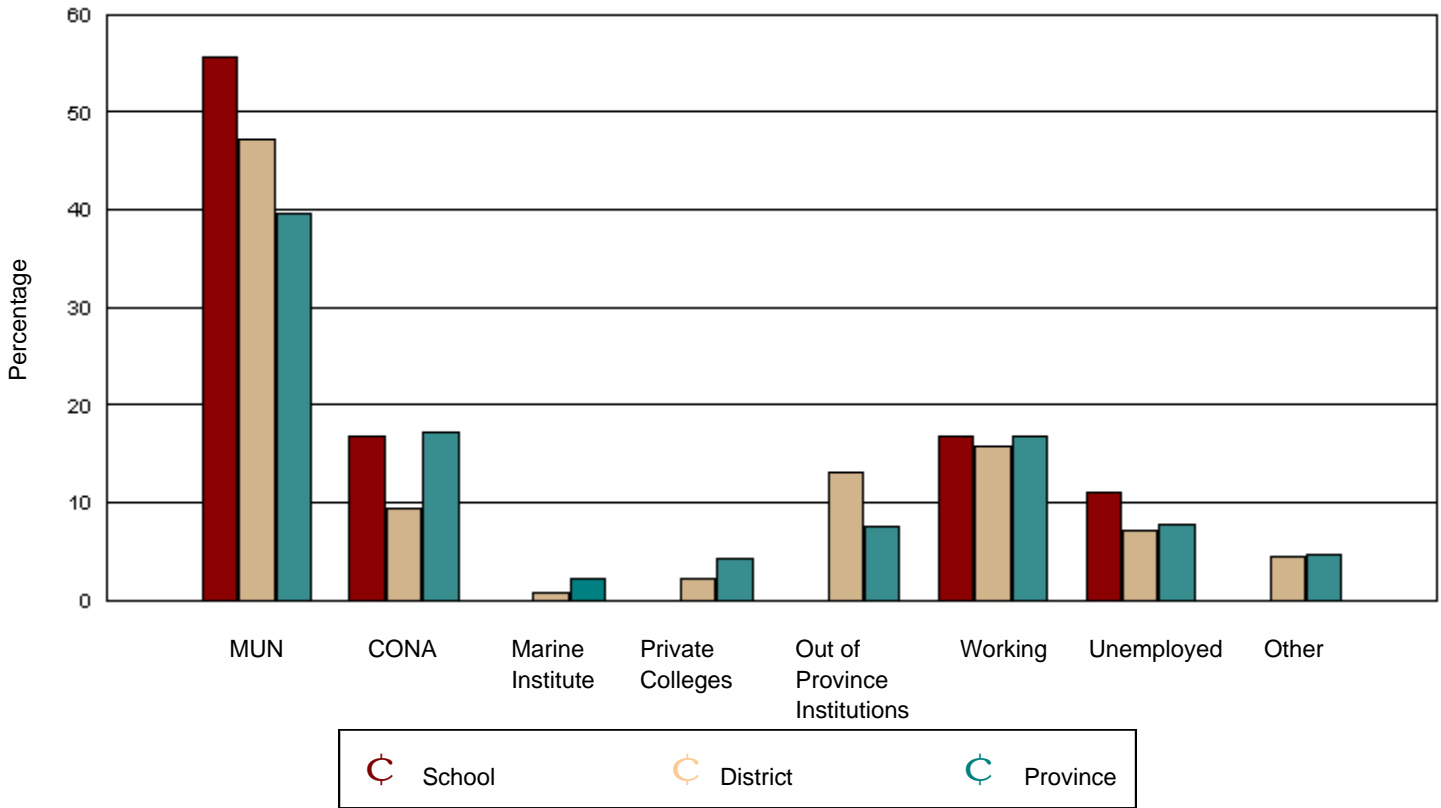
District 3 - Deer Lake/Corner Brook/St. Barbe

School #: 081

Holland's Memorial, Norris Point

Grades: 7-12

	<u>School</u>		<u>District</u>		<u>Province</u>	
	<u>Number</u>	<u>Percentage</u>	<u>Number</u>	<u>Percentage</u>	<u>Number</u>	<u>Percentage</u>
Memorial University	10	55.6	212	47.3	2,126	39.6
College of the North Atlantic	3	16.7	42	9.4	931	17.3
Marine Institute	0	0.0	3	0.7	112	2.1
Private Colleges	0	0.0	10	2.2	229	4.3
Out of Province Institutions	0	0.0	58	13.0	410	7.6
Working	3	16.7	71	15.8	898	16.7
Unemployed	2	11.1	32	7.1	416	7.7
Other	0	0.0	20	4.5	249	4.6



Holland's Memorial had 20 graduates in June 2001. Of these, 18 were tracked and are shown in this report.

District 3 - Deer Lake/Corner Brook/St. Barbe had 494 graduates in June 2001. Of these, 448 were tracked and are shown in this report.

Source: Department of Youth Services & Post-Secondary Education

Of the 5,992 provincial graduates in June 2001, only 621 could not be tracked. It is reasonably certain that none are attending Memorial University, the College of the North Atlantic, or the Marine Institute. While there is a low possibility these graduates are attending a Newfoundland private college or an out of province institution, it is more likely they are working, unemployed, or engaged in other activities.



Follow-Up Report of High School Graduates, June 2001

District 3 - Deer Lake/Corner Brook/St. Barbe

School #: 072

Holy Cross All Grade School, Daniel's Harbour

Grades: K-12

	<u>School</u>		<u>District</u>		<u>Province</u>	
	<u>Number</u>	<u>Percentage</u>	<u>Number</u>	<u>Percentage</u>	<u>Number</u>	<u>Percentage</u>
School data with 5 or fewer students withheld for reasons of confidentiality						
Memorial University			212	47.3	2,126	39.6
College of the North Atlantic			42	9.4	931	17.3
Marine Institute			3	0.7	112	2.1
Private Colleges			10	2.2	229	4.3
Out of Province Institutions			58	13.0	410	7.6
Working			71	15.8	898	16.7
Unemployed			32	7.1	416	7.7
Other			20	4.5	249	4.6

Of the 5,992 provincial graduates in June 2001, only 621 could not be tracked. It is reasonably certain that none are attending Memorial University, the College of the North Atlantic, or the Marine Institute. While there is a low possibility these graduates are attending a Newfoundland private college or an out of province institution, it is more likely they are working, unemployed, or engaged in other activities.



Follow-Up Report of High School Graduates, June 2001

District 3 - Deer Lake/Corner Brook/St. Barbe

School #: 089

Jakeman AG, Trout River

Grades: K-12

	<u>School</u>		<u>District</u>		<u>Province</u>	
	<u>Number</u>	<u>Percentage</u>	<u>Number</u>	<u>Percentage</u>	<u>Number</u>	<u>Percentage</u>
School data with 5 or fewer students withheld for reasons of confidentiality						
Memorial University			212	47.3	2,126	39.6
College of the North Atlantic			42	9.4	931	17.3
Marine Institute			3	0.7	112	2.1
Private Colleges			10	2.2	229	4.3
Out of Province Institutions			58	13.0	410	7.6
Working			71	15.8	898	16.7
Unemployed			32	7.1	416	7.7
Other			20	4.5	249	4.6

Of the 5,992 provincial graduates in June 2001, only 621 could not be tracked. It is reasonably certain that none are attending Memorial University, the College of the North Atlantic, or the Marine Institute. While there is a low possibility these graduates are attending a Newfoundland private college or an out of province institution, it is more likely they are working, unemployed, or engaged in other activities.



Follow-Up Report of High School Graduates, June 2001

District 3 - Deer Lake/Corner Brook/St. Barbe

School #: 088

Main River Academy, Sop's Arm

Grades: K-12

	<u>School</u>		<u>District</u>		<u>Province</u>	
	<u>Number</u>	<u>Percentage</u>	<u>Number</u>	<u>Percentage</u>	<u>Number</u>	<u>Percentage</u>
School data with 5 or fewer students withheld for reasons of confidentiality						
Memorial University			212	47.3	2,126	39.6
College of the North Atlantic			42	9.4	931	17.3
Marine Institute			3	0.7	112	2.1
Private Colleges			10	2.2	229	4.3
Out of Province Institutions			58	13.0	410	7.6
Working			71	15.8	898	16.7
Unemployed			32	7.1	416	7.7
Other			20	4.5	249	4.6

Of the 5,992 provincial graduates in June 2001, only 621 could not be tracked. It is reasonably certain that none are attending Memorial University, the College of the North Atlantic, or the Marine Institute. While there is a low possibility these graduates are attending a Newfoundland private college or an out of province institution, it is more likely they are working, unemployed, or engaged in other activities.



Follow-Up Report of High School Graduates, June 2001

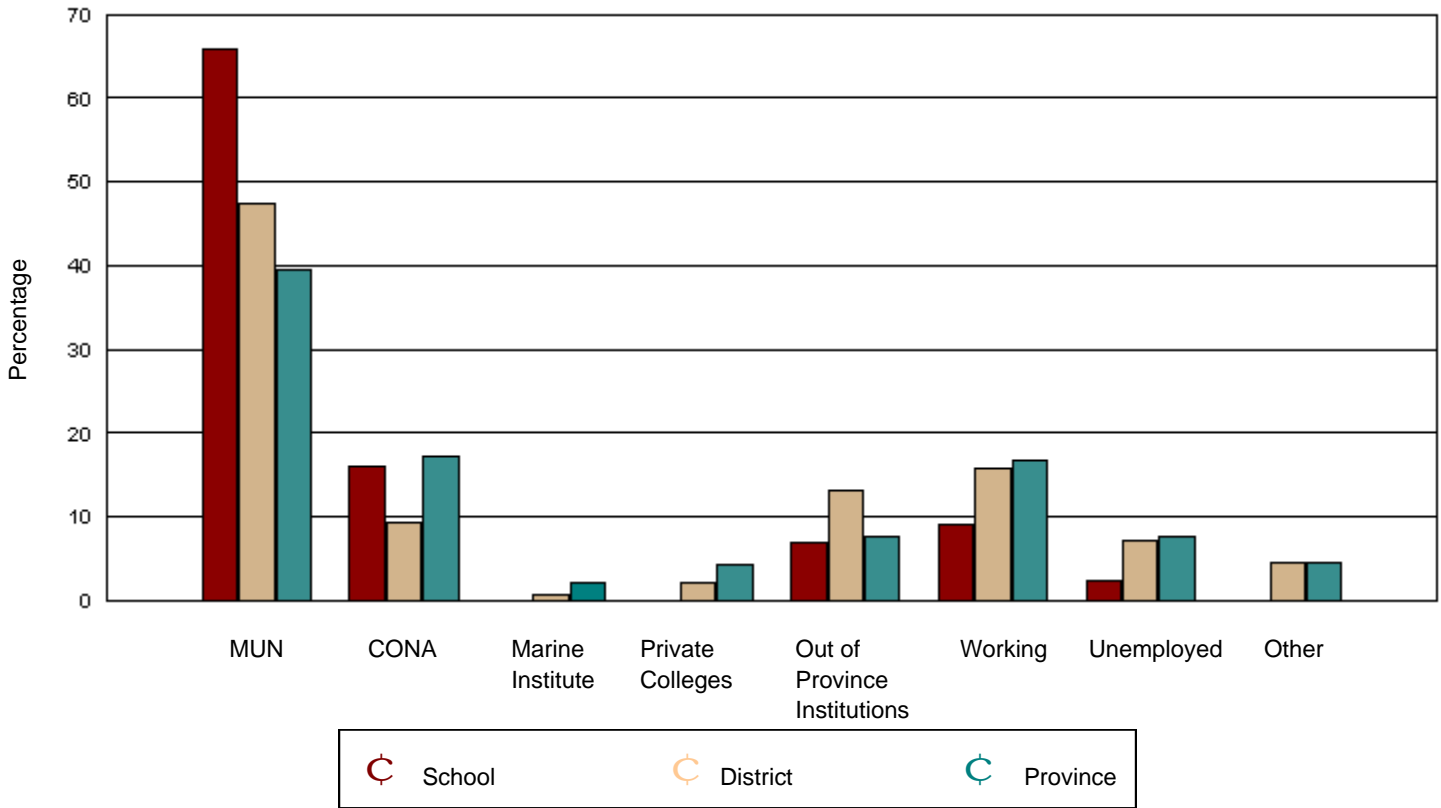
District 3 - Deer Lake/Corner Brook/St. Barbe

School #: 083

Pasadena Academy, Pasadena

Grades: 7-12

	<u>School</u>		<u>District</u>		<u>Province</u>	
	<u>Number</u>	<u>Percentage</u>	<u>Number</u>	<u>Percentage</u>	<u>Number</u>	<u>Percentage</u>
Memorial University	29	65.9	212	47.3	2,126	39.6
College of the North Atlantic	7	15.9	42	9.4	931	17.3
Marine Institute	0	0.0	3	0.7	112	2.1
Private Colleges	0	0.0	10	2.2	229	4.3
Out of Province Institutions	3	6.8	58	13.0	410	7.6
Working	4	9.1	71	15.8	898	16.7
Unemployed	1	2.3	32	7.1	416	7.7
Other	0	0.0	20	4.5	249	4.6



Pasadena Academy had 49 graduates in June 2001. Of these, 44 were tracked and are shown in this report.

District 3 - Deer Lake/Corner Brook/St. Barbe had 494 graduates in June 2001. Of these, 448 were tracked and are shown in this report.

Source: Department of Youth Services & Post-Secondary Education

Of the 5,992 provincial graduates in June 2001, only 621 could not be tracked. It is reasonably certain that none are attending Memorial University, the College of the North Atlantic, or the Marine Institute. While there is a low possibility these graduates are attending a Newfoundland private college or an out of province institution, it is more likely they are working, unemployed, or engaged in other activities.



Follow-Up Report of High School Graduates, June 2001

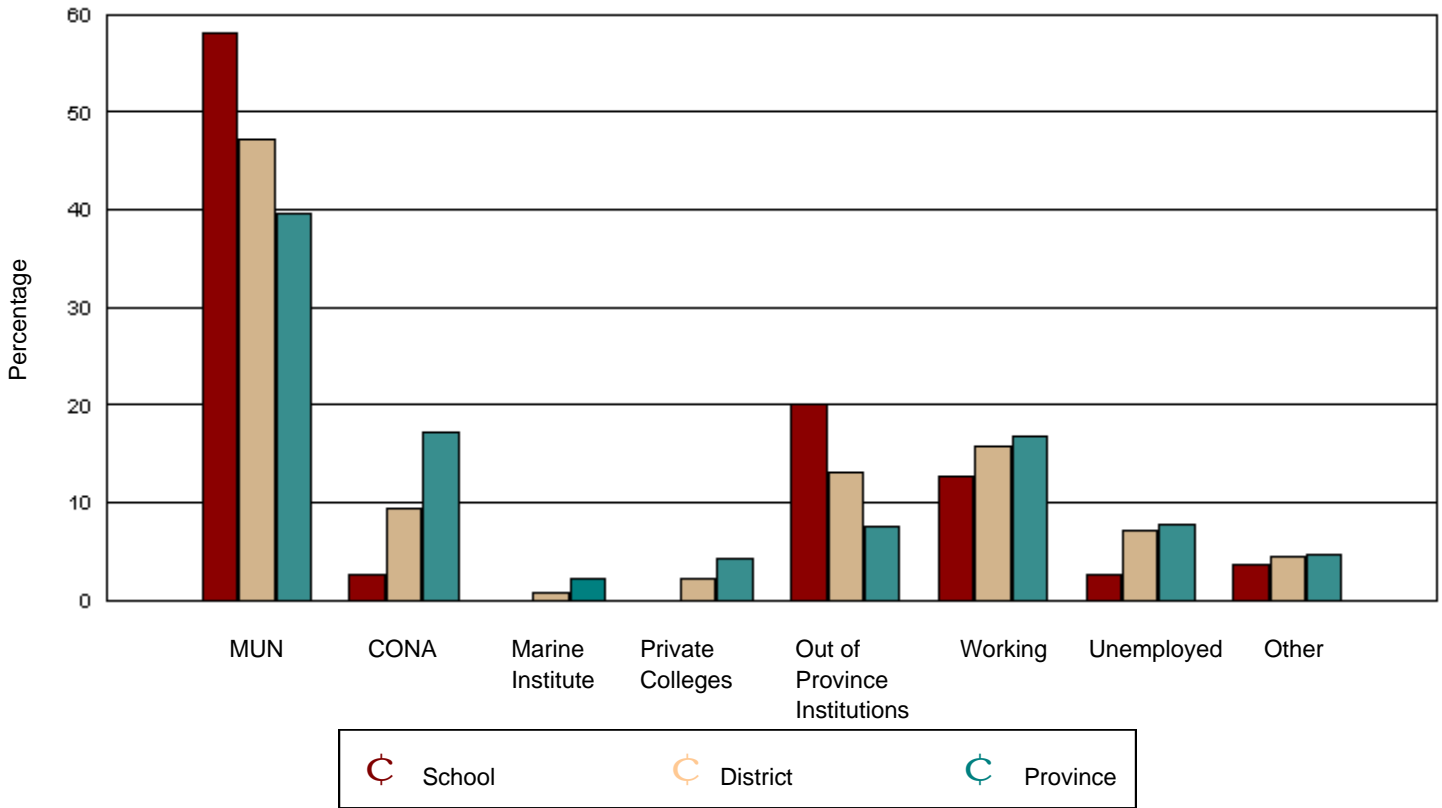
District 3 - Deer Lake/Corner Brook/St. Barbe

School #: 068

Regina High School, Corner Brook

Grades: 10-12

	<u>School</u>		<u>District</u>		<u>Province</u>	
	<u>Number</u>	<u>Percentage</u>	<u>Number</u>	<u>Percentage</u>	<u>Number</u>	<u>Percentage</u>
Memorial University	64	58.2	212	47.3	2,126	39.6
College of the North Atlantic	3	2.7	42	9.4	931	17.3
Marine Institute	0	0.0	3	0.7	112	2.1
Private Colleges	0	0.0	10	2.2	229	4.3
Out of Province Institutions	22	20.0	58	13.0	410	7.6
Working	14	12.7	71	15.8	898	16.7
Unemployed	3	2.7	32	7.1	416	7.7
Other	4	3.6	20	4.5	249	4.6



Regina High School had 117 graduates in June 2001. Of these, 110 were tracked and are shown in this report.

District 3 - Deer Lake/Corner Brook/St. Barbe had 494 graduates in June 2001. Of these, 448 were tracked and are shown in this report.

Source: Department of Youth Services & Post-Secondary Education

Of the 5,992 provincial graduates in June 2001, only 621 could not be tracked. It is reasonably certain that none are attending Memorial University, the College of the North Atlantic, or the Marine Institute. While there is a low possibility these graduates are attending a Newfoundland private college or an out of province institution, it is more likely they are working, unemployed, or engaged in other activities.



Follow-Up Report of High School Graduates, June 2001

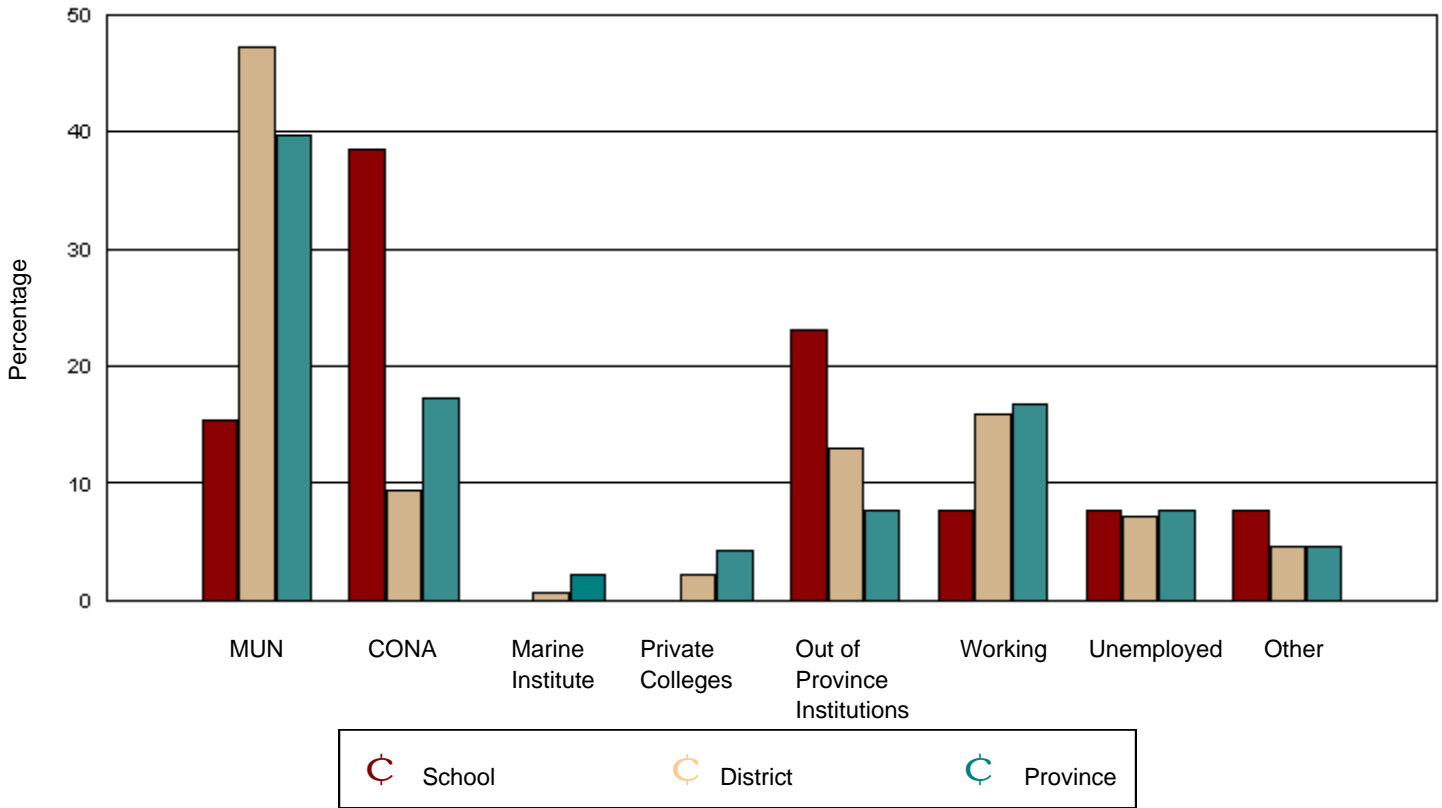
District 3 - Deer Lake/Corner Brook/St. Barbe

School #: 079

St. James AG, Lark Harbour

Grades: K-12

	School		District		Province	
	Number	Percentage	Number	Percentage	Number	Percentage
Memorial University	2	15.4	212	47.3	2,126	39.6
College of the North Atlantic	5	38.5	42	9.4	931	17.3
Marine Institute	0	0.0	3	0.7	112	2.1
Private Colleges	0	0.0	10	2.2	229	4.3
Out of Province Institutions	3	23.1	58	13.0	410	7.6
Working	1	7.7	71	15.8	898	16.7
Unemployed	1	7.7	32	7.1	416	7.7
Other	1	7.7	20	4.5	249	4.6



St. James AG had 14 graduates in June 2001. Of these, 13 were tracked and are shown in this report.

District 3 - Deer Lake/Corner Brook/St. Barbe had 494 graduates in June 2001. Of these, 448 were tracked and are shown in this report.

Source: Department of Youth Services & Post-Secondary Education

Of the 5,992 provincial graduates in June 2001, only 621 could not be tracked. It is reasonably certain that none are attending Memorial University, the College of the North Atlantic, or the Marine Institute. While there is a low possibility these graduates are attending a Newfoundland private college or an out of province institution, it is more likely they are working, unemployed, or engaged in other activities.



Follow-Up Report of High School Graduates, June 2001

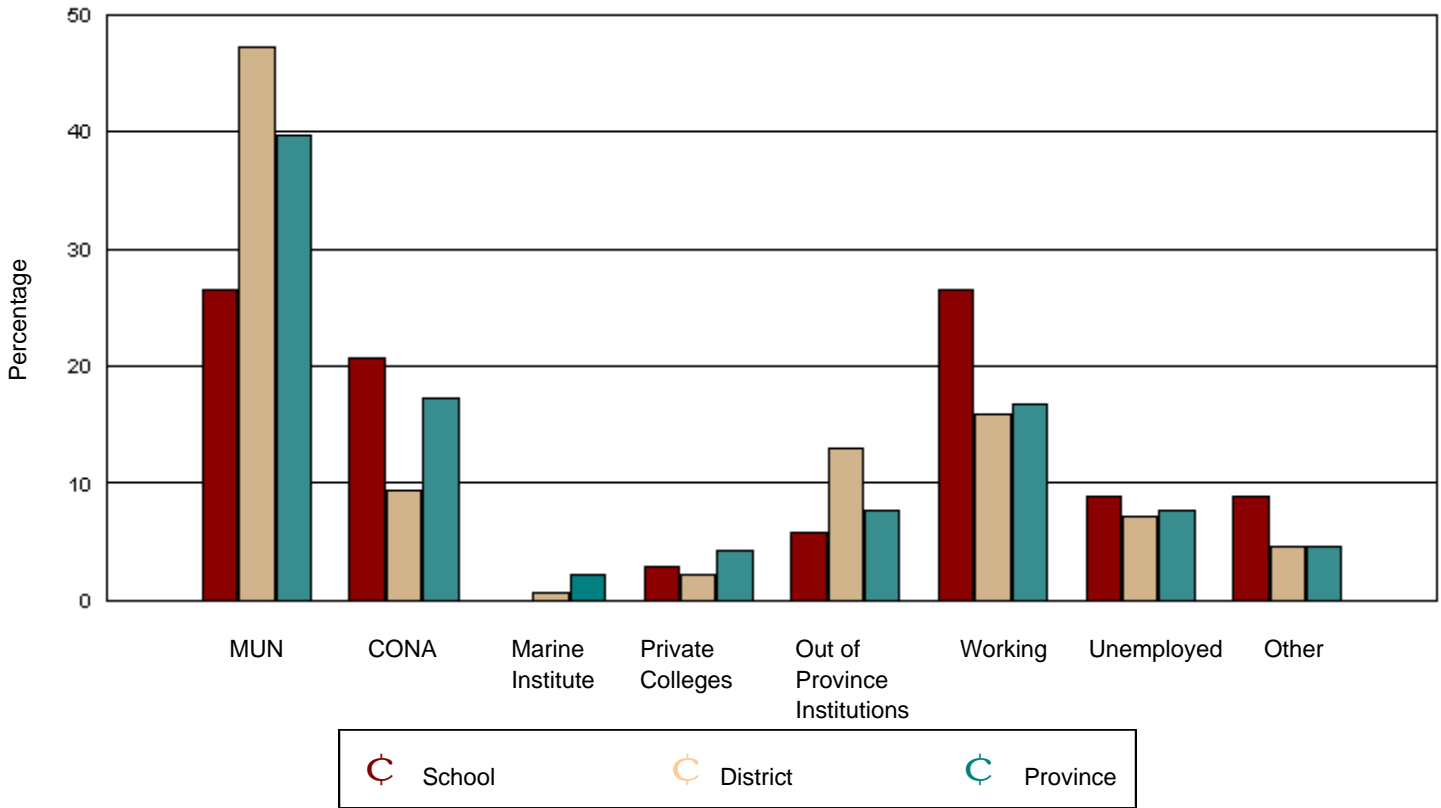
District 3 - Deer Lake/Corner Brook/St. Barbe

School #: 074

Templeton Collegiate, Gillams

Grades: 7-12

	<u>School</u>		<u>District</u>		<u>Province</u>	
	Number	Percentage	Number	Percentage	Number	Percentage
Memorial University	9	26.5	212	47.3	2,126	39.6
College of the North Atlantic	7	20.6	42	9.4	931	17.3
Marine Institute	0	0.0	3	0.7	112	2.1
Private Colleges	1	2.9	10	2.2	229	4.3
Out of Province Institutions	2	5.8	58	13.0	410	7.6
Working	9	26.5	71	15.8	898	16.7
Unemployed	3	8.8	32	7.1	416	7.7
Other	3	8.8	20	4.5	249	4.6



Templeton Collegiate had 40 graduates in June 2001. Of these, 34 were tracked and are shown in this report.

District 3 - Deer Lake/Corner Brook/St. Barbe had 494 graduates in June 2001. Of these, 448 were tracked and are shown in this report.

Source: Department of Youth Services & Post-Secondary Education

Of the 5,992 provincial graduates in June 2001, only 621 could not be tracked. It is reasonably certain that none are attending Memorial University, the College of the North Atlantic, or the Marine Institute. While there is a low possibility these graduates are attending a Newfoundland private college or an out of province institution, it is more likely they are working, unemployed, or engaged in other activities.



Follow-Up Report of High School Graduates, June 2001

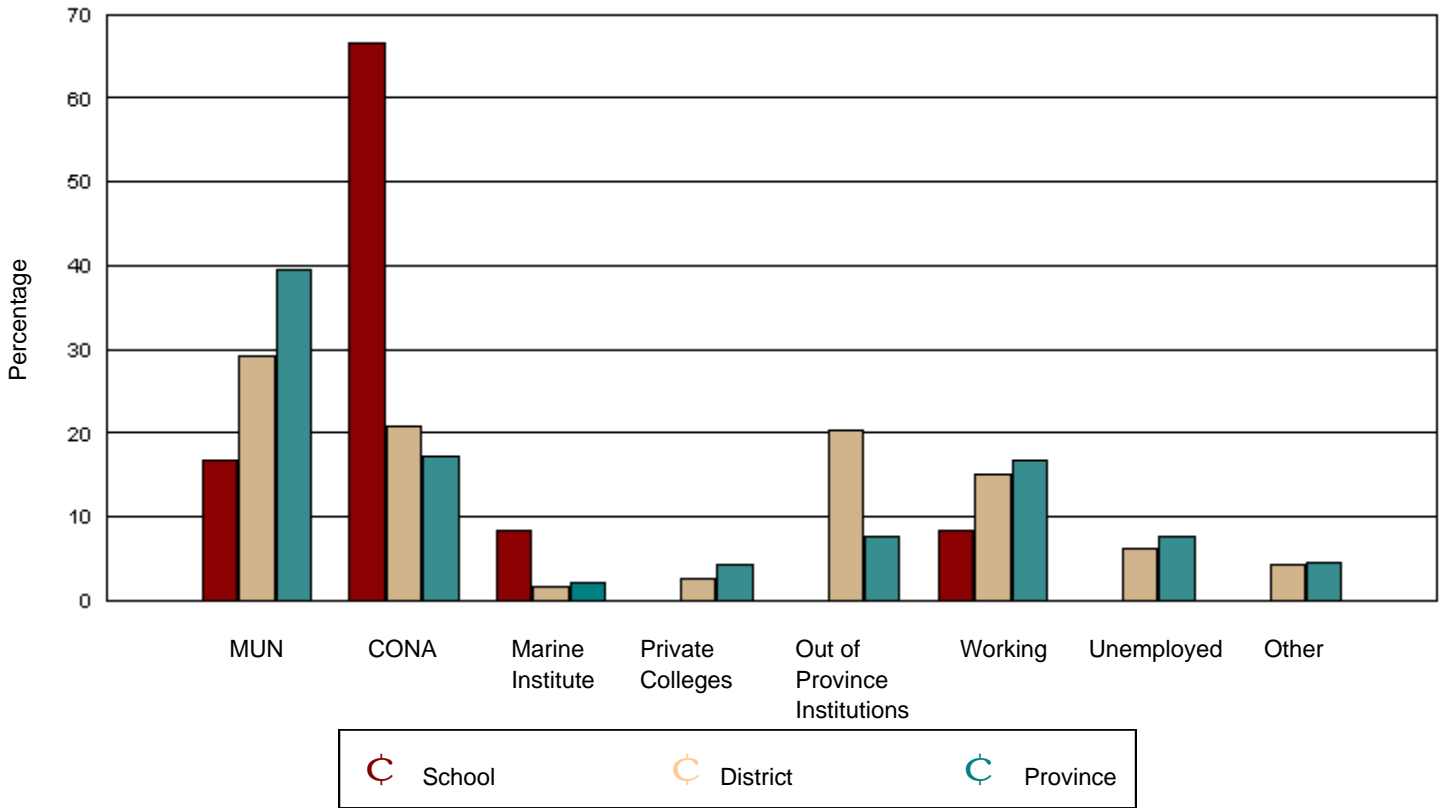
District 4 - Cormack Trail

School #: 091

A.J Matthews/St. John Central, Burgeo

Grades: K-12

	<u>School</u>		<u>District</u>		<u>Province</u>	
	<u>Number</u>	<u>Percentage</u>	<u>Number</u>	<u>Percentage</u>	<u>Number</u>	<u>Percentage</u>
Memorial University	2	16.7	103	29.1	2,126	39.6
College of the North Atlantic	8	66.7	74	20.9	931	17.3
Marine Institute	1	8.3	6	1.7	112	2.1
Private Colleges	0	0.0	9	2.5	229	4.3
Out of Province Institutions	0	0.0	72	20.4	410	7.6
Working	1	8.3	53	15.0	898	16.7
Unemployed	0	0.0	22	6.2	416	7.7
Other	0	0.0	15	4.2	249	4.6



A.J Matthews/St. John Central had 13 graduates in June 2001. Of these, 12 were tracked and are shown in this report.

District 4 - Cormack Trail had 408 graduates in June 2001. Of these, 354 were tracked and are shown in this report.

Source: Department of Youth Services & Post-Secondary Education

Of the 5,992 provincial graduates in June 2001, only 621 could not be tracked. It is reasonably certain that none are attending Memorial University, the College of the North Atlantic, or the Marine Institute. While there is a low possibility these graduates are attending a Newfoundland private college or an out of province institution, it is more likely they are working, unemployed, or engaged in other activities.



Follow-Up Report of High School Graduates, June 2001

District 4 - Cormack Trail

School #: 102

All Saints All-Grade, Grey River

Grades: K-3, 6-12

	<u>School</u>		<u>District</u>		<u>Province</u>	
	<u>Number</u>	<u>Percentage</u>	<u>Number</u>	<u>Percentage</u>	<u>Number</u>	<u>Percentage</u>
School data with 5 or fewer students withheld for reasons of confidentiality						
Memorial University			103	29.1	2,126	39.6
College of the North Atlantic			74	20.9	931	17.3
Marine Institute			6	1.7	112	2.1
Private Colleges			9	2.5	229	4.3
Out of Province Institutions			72	20.4	410	7.6
Working			53	15.0	898	16.7
Unemployed			22	6.2	416	7.7
Other			15	4.2	249	4.6

Of the 5,992 provincial graduates in June 2001, only 621 could not be tracked. It is reasonably certain that none are attending Memorial University, the College of the North Atlantic, or the Marine Institute. While there is a low possibility these graduates are attending a Newfoundland private college or an out of province institution, it is more likely they are working, unemployed, or engaged in other activities.



Follow-Up Report of High School Graduates, June 2001

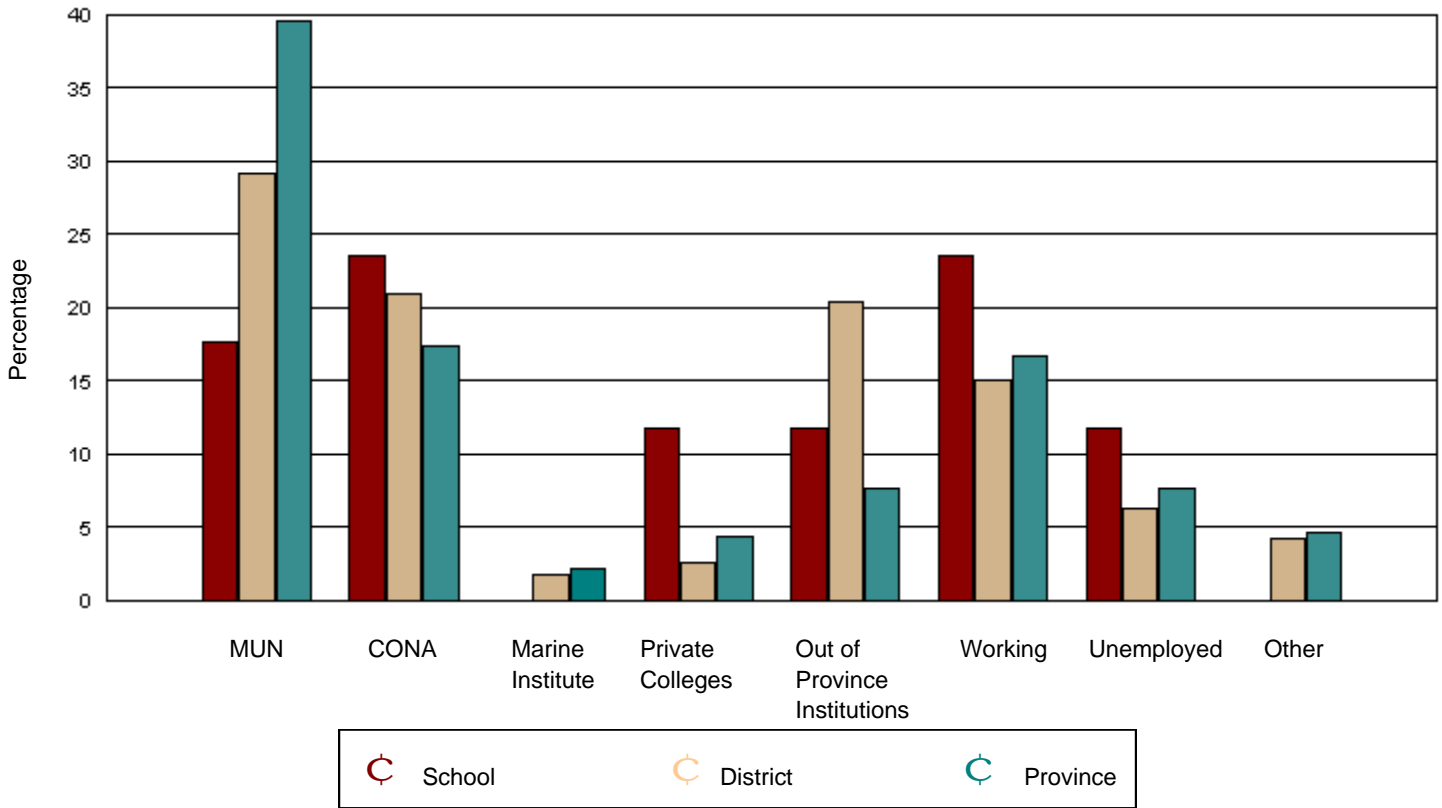
District 4 - Cormack Trail

School #: 122

Assumption High School, Stephenville Crossi

Grades: 9-12

	<u>School</u>		<u>District</u>		<u>Province</u>	
	<u>Number</u>	<u>Percentage</u>	<u>Number</u>	<u>Percentage</u>	<u>Number</u>	<u>Percentage</u>
Memorial University	3	17.6	103	29.1	2,126	39.6
College of the North Atlantic	4	23.5	74	20.9	931	17.3
Marine Institute	0	0.0	6	1.7	112	2.1
Private Colleges	2	11.8	9	2.5	229	4.3
Out of Province Institutions	2	11.8	72	20.4	410	7.6
Working	4	23.5	53	15.0	898	16.7
Unemployed	2	11.8	22	6.2	416	7.7
Other	0	0.0	15	4.2	249	4.6



Assumption High School had 23 graduates in June 2001. Of these, 17 were tracked and are shown in this report.
 District 4 - Cormack Trail had 408 graduates in June 2001. Of these, 354 were tracked and are shown in this report.

Source: Department of Youth Services & Post-Secondary Education

Of the 5,992 provincial graduates in June 2001, only 621 could not be tracked. It is reasonably certain that none are attending Memorial University, the College of the North Atlantic, or the Marine Institute. While there is a low possibility these graduates are attending a Newfoundland private college or an out of province institution, it is more likely they are working, unemployed, or engaged in other activities.



Follow-Up Report of High School Graduates, June 2001

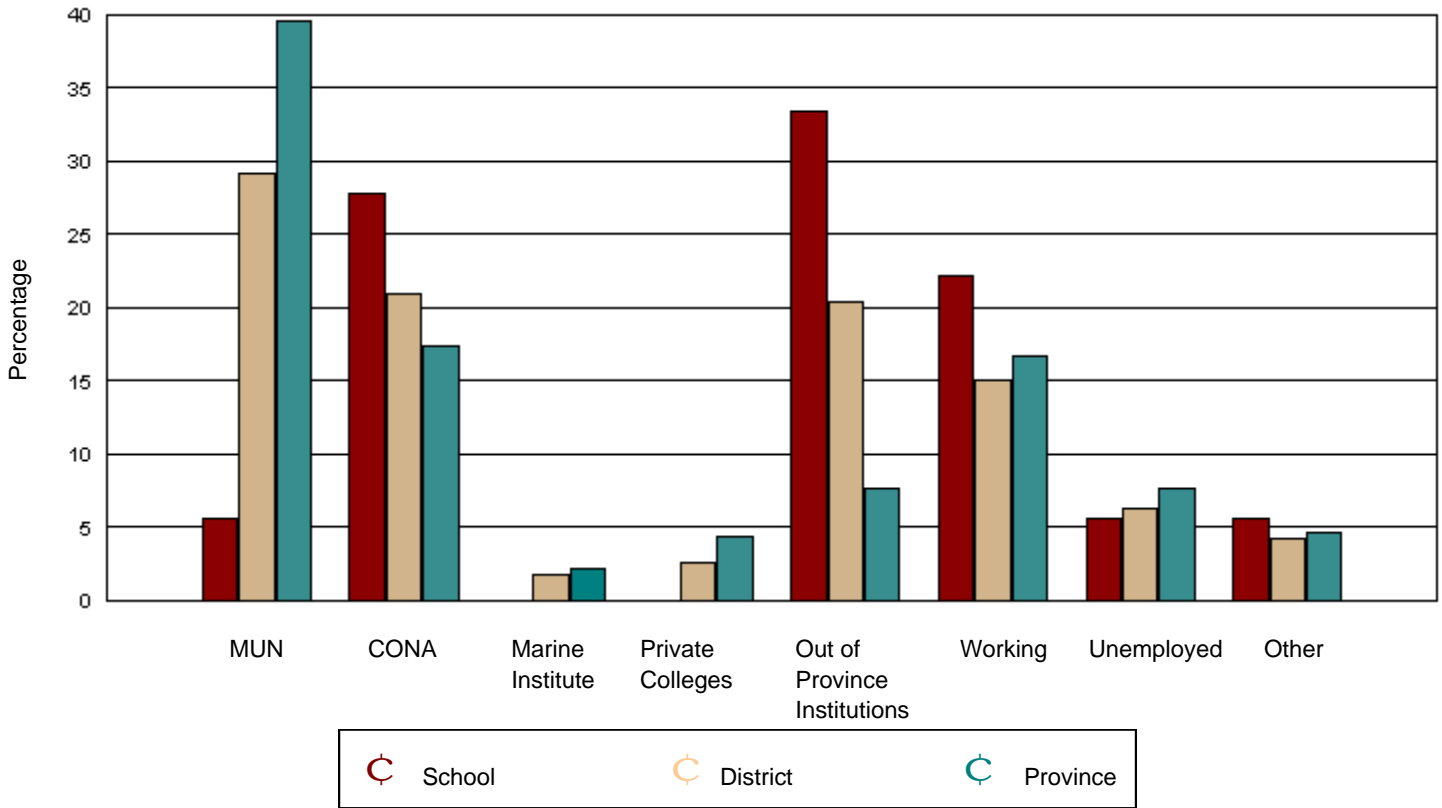
District 4 - Cormack Trail

School #: 397

Belanger Memorial School, Upper Ferry

Grades: K-12

	<u>School</u>		<u>District</u>		<u>Province</u>	
	Number	Percentage	Number	Percentage	Number	Percentage
Memorial University	1	5.6	103	29.1	2,126	39.6
College of the North Atlantic	5	27.8	74	20.9	931	17.3
Marine Institute	0	0.0	6	1.7	112	2.1
Private Colleges	0	0.0	9	2.5	229	4.3
Out of Province Institutions	6	33.4	72	20.4	410	7.6
Working	4	22.2	53	15.0	898	16.7
Unemployed	1	5.6	22	6.2	416	7.7
Other	1	5.6	15	4.2	249	4.6



Belanger Memorial School had 20 graduates in June 2001. Of these, 18 were tracked and are shown in this report.
 District 4 - Cormack Trail had 408 graduates in June 2001. Of these, 354 were tracked and are shown in this report.

Source: Department of Youth Services & Post-Secondary Education

Of the 5,992 provincial graduates in June 2001, only 621 could not be tracked. It is reasonably certain that none are attending Memorial University, the College of the North Atlantic, or the Marine Institute. While there is a low possibility these graduates are attending a Newfoundland private college or an out of province institution, it is more likely they are working, unemployed, or engaged in other activities.



Follow-Up Report of High School Graduates, June 2001

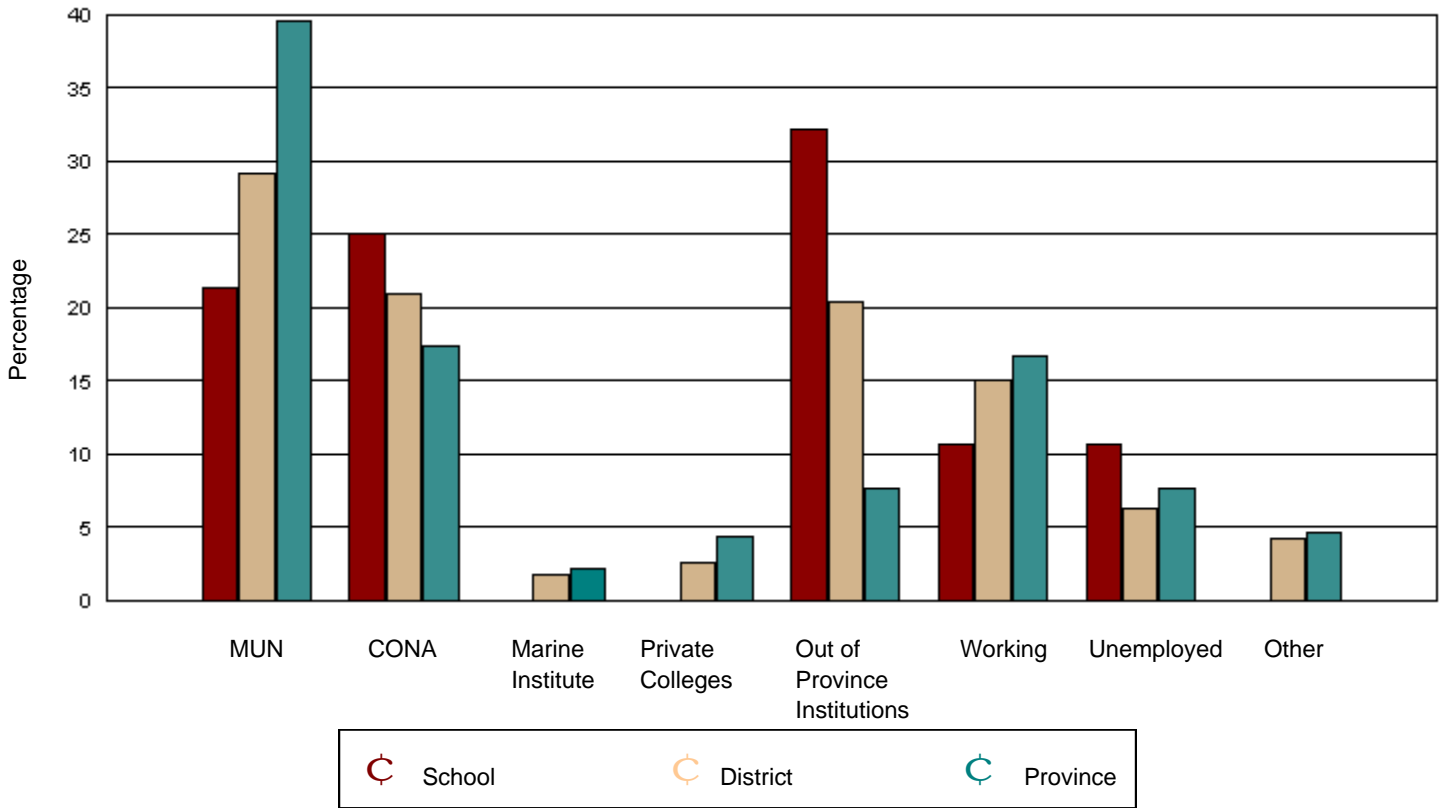
District 4 - Cormack Trail

School #: 394

E.A. Butler, McKay's

Grades: 7-12

	<u>School</u>		<u>District</u>		<u>Province</u>	
	<u>Number</u>	<u>Percentage</u>	<u>Number</u>	<u>Percentage</u>	<u>Number</u>	<u>Percentage</u>
Memorial University	6	21.4	103	29.1	2,126	39.6
College of the North Atlantic	7	25.0	74	20.9	931	17.3
Marine Institute	0	0.0	6	1.7	112	2.1
Private Colleges	0	0.0	9	2.5	229	4.3
Out of Province Institutions	9	32.1	72	20.4	410	7.6
Working	3	10.7	53	15.0	898	16.7
Unemployed	3	10.7	22	6.2	416	7.7
Other	0	0.0	15	4.2	249	4.6



E.A. Butler had 32 graduates in June 2001. Of these, 28 were tracked and are shown in this report.

District 4 - Cormack Trail had 408 graduates in June 2001. Of these, 354 were tracked and are shown in this report.

Source: Department of Youth Services & Post-Secondary Education

Of the 5,992 provincial graduates in June 2001, only 621 could not be tracked. It is reasonably certain that none are attending Memorial University, the College of the North Atlantic, or the Marine Institute. While there is a low possibility these graduates are attending a Newfoundland private college or an out of province institution, it is more likely they are working, unemployed, or engaged in other activities.



Follow-Up Report of High School Graduates, June 2001

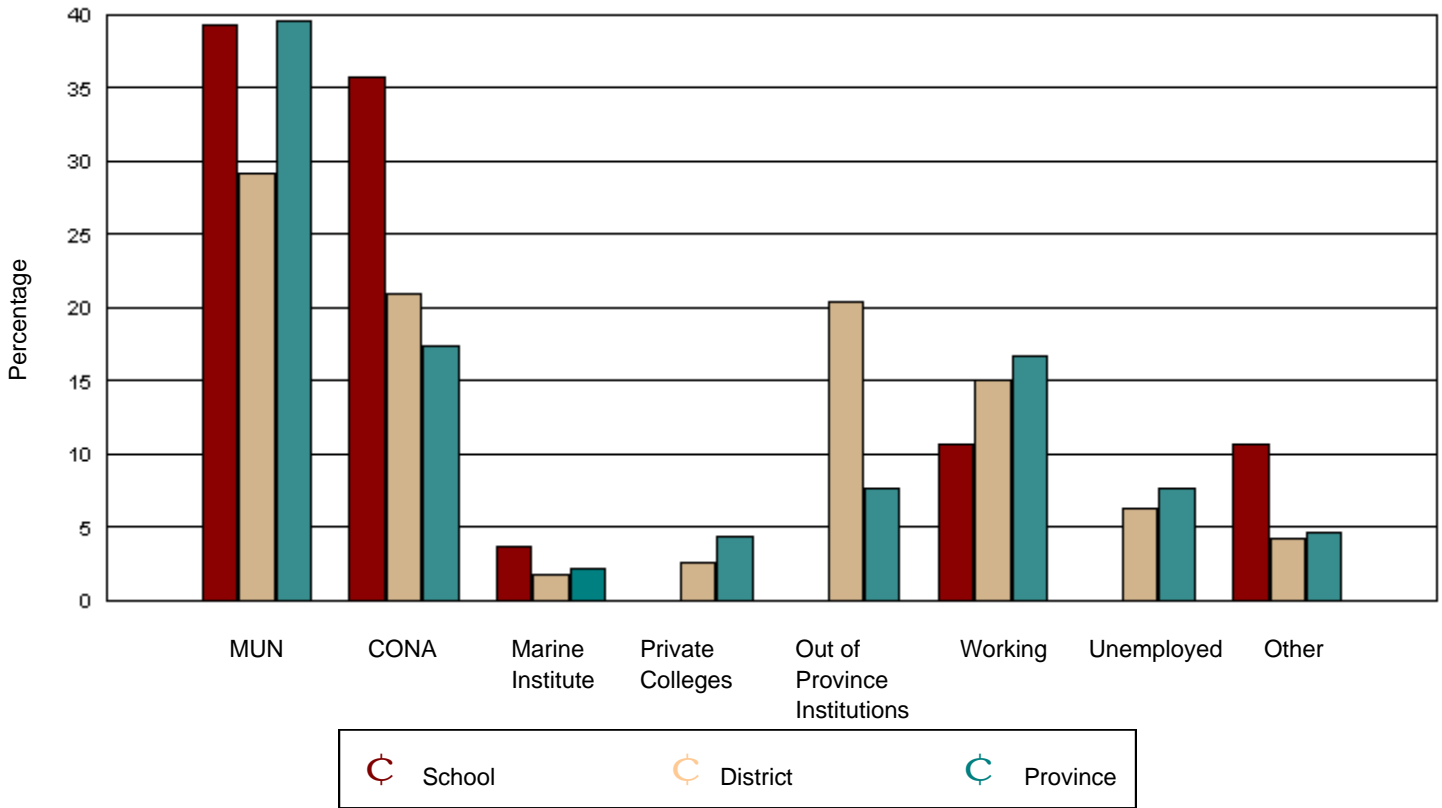
District 4 - Cormack Trail

School #: 092

Grandy's River Collegiate, Burnt Islands

Grades: 7-12

	<u>School</u>		<u>District</u>		<u>Province</u>	
	<u>Number</u>	<u>Percentage</u>	<u>Number</u>	<u>Percentage</u>	<u>Number</u>	<u>Percentage</u>
Memorial University	11	39.3	103	29.1	2,126	39.6
College of the North Atlantic	10	35.7	74	20.9	931	17.3
Marine Institute	1	3.6	6	1.7	112	2.1
Private Colleges	0	0.0	9	2.5	229	4.3
Out of Province Institutions	0	0.0	72	20.4	410	7.6
Working	3	10.7	53	15.0	898	16.7
Unemployed	0	0.0	22	6.2	416	7.7
Other	3	10.7	15	4.2	249	4.6



Grandy's River Collegiate had 28 graduates in June 2001. Of these, 28 were tracked and are shown in this report.
 District 4 - Cormack Trail had 408 graduates in June 2001. Of these, 354 were tracked and are shown in this report.

Source: Department of Youth Services & Post-Secondary Education

Of the 5,992 provincial graduates in June 2001, only 621 could not be tracked. It is reasonably certain that none are attending Memorial University, the College of the North Atlantic, or the Marine Institute. While there is a low possibility these graduates are attending a Newfoundland private college or an out of province institution, it is more likely they are working, unemployed, or engaged in other activities.



Follow-Up Report of High School Graduates, June 2001

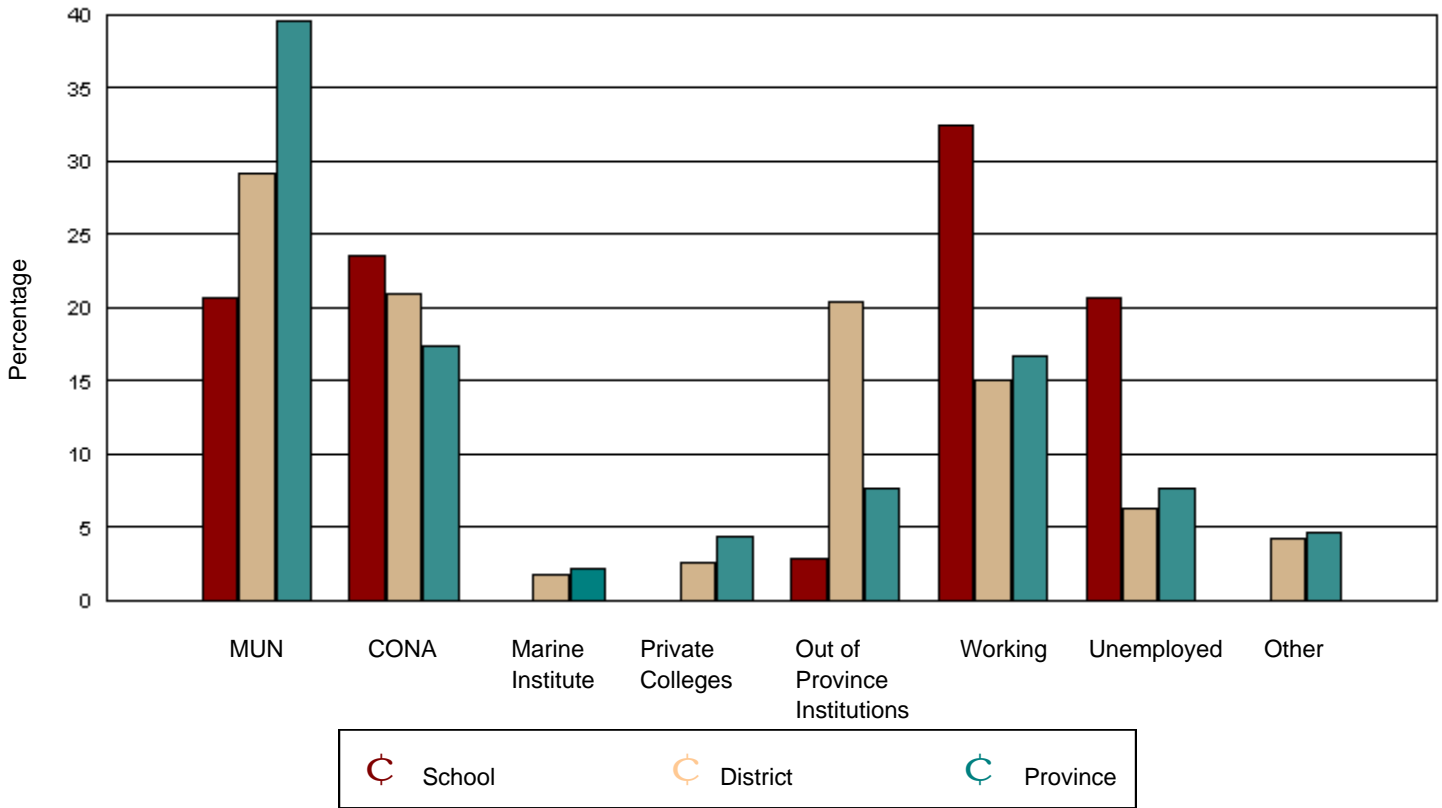
District 4 - Cormack Trail

School #: 110

Piccadilly Central High, Piccadilly

Grades: 9-12

	<u>School</u>		<u>District</u>		<u>Province</u>	
	<u>Number</u>	<u>Percentage</u>	<u>Number</u>	<u>Percentage</u>	<u>Number</u>	<u>Percentage</u>
Memorial University	7	20.6	103	29.1	2,126	39.6
College of the North Atlantic	8	23.5	74	20.9	931	17.3
Marine Institute	0	0.0	6	1.7	112	2.1
Private Colleges	0	0.0	9	2.5	229	4.3
Out of Province Institutions	1	2.9	72	20.4	410	7.6
Working	11	32.4	53	15.0	898	16.7
Unemployed	7	20.6	22	6.2	416	7.7
Other	0	0.0	15	4.2	249	4.6



Piccadilly Central High had 42 graduates in June 2001. Of these, 34 were tracked and are shown in this report.

District 4 - Cormack Trail had 408 graduates in June 2001. Of these, 354 were tracked and are shown in this report.

Source: Department of Youth Services & Post-Secondary Education

Of the 5,992 provincial graduates in June 2001, only 621 could not be tracked. It is reasonably certain that none are attending Memorial University, the College of the North Atlantic, or the Marine Institute. While there is a low possibility these graduates are attending a Newfoundland private college or an out of province institution, it is more likely they are working, unemployed, or engaged in other activities.



Follow-Up Report of High School Graduates, June 2001

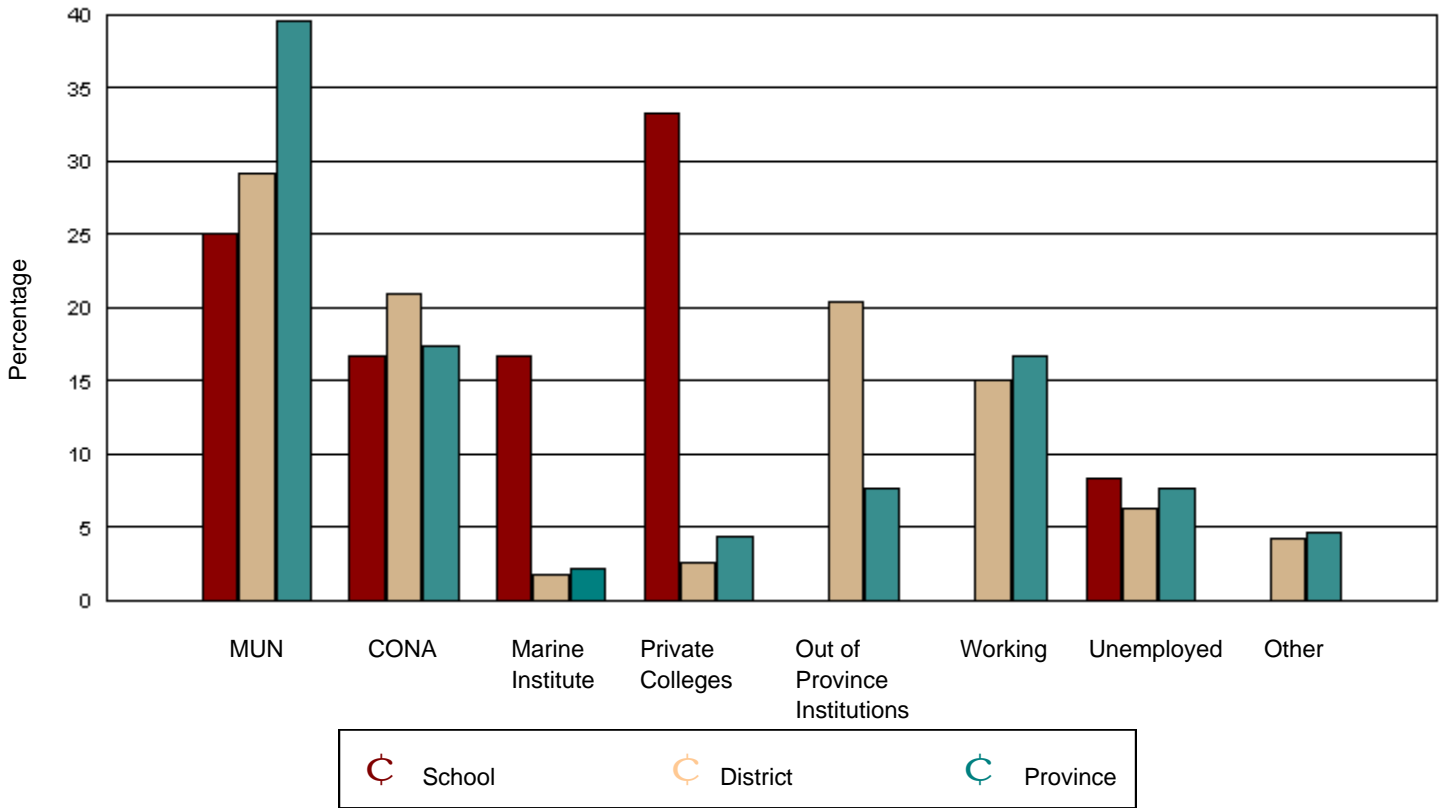
District 4 - Cormack Trail

School #: 113

St. Boniface All Grade, Ramea

Grades: K-12

	<u>School</u>		<u>District</u>		<u>Province</u>	
	Number	Percentage	Number	Percentage	Number	Percentage
Memorial University	3	25.0	103	29.1	2,126	39.6
College of the North Atlantic	2	16.7	74	20.9	931	17.3
Marine Institute	2	16.7	6	1.7	112	2.1
Private Colleges	4	33.3	9	2.5	229	4.3
Out of Province Institutions	0	0.0	72	20.4	410	7.6
Working	0	0.0	53	15.0	898	16.7
Unemployed	1	8.3	22	6.2	416	7.7
Other	0	0.0	15	4.2	249	4.6



St. Boniface All Grade had 14 graduates in June 2001. Of these, 12 were tracked and are shown in this report.

District 4 - Cormack Trail had 408 graduates in June 2001. Of these, 354 were tracked and are shown in this report.

Source: Department of Youth Services & Post-Secondary Education

Of the 5,992 provincial graduates in June 2001, only 621 could not be tracked. It is reasonably certain that none are attending Memorial University, the College of the North Atlantic, or the Marine Institute. While there is a low possibility these graduates are attending a Newfoundland private college or an out of province institution, it is more likely they are working, unemployed, or engaged in other activities.



Follow-Up Report of High School Graduates, June 2001

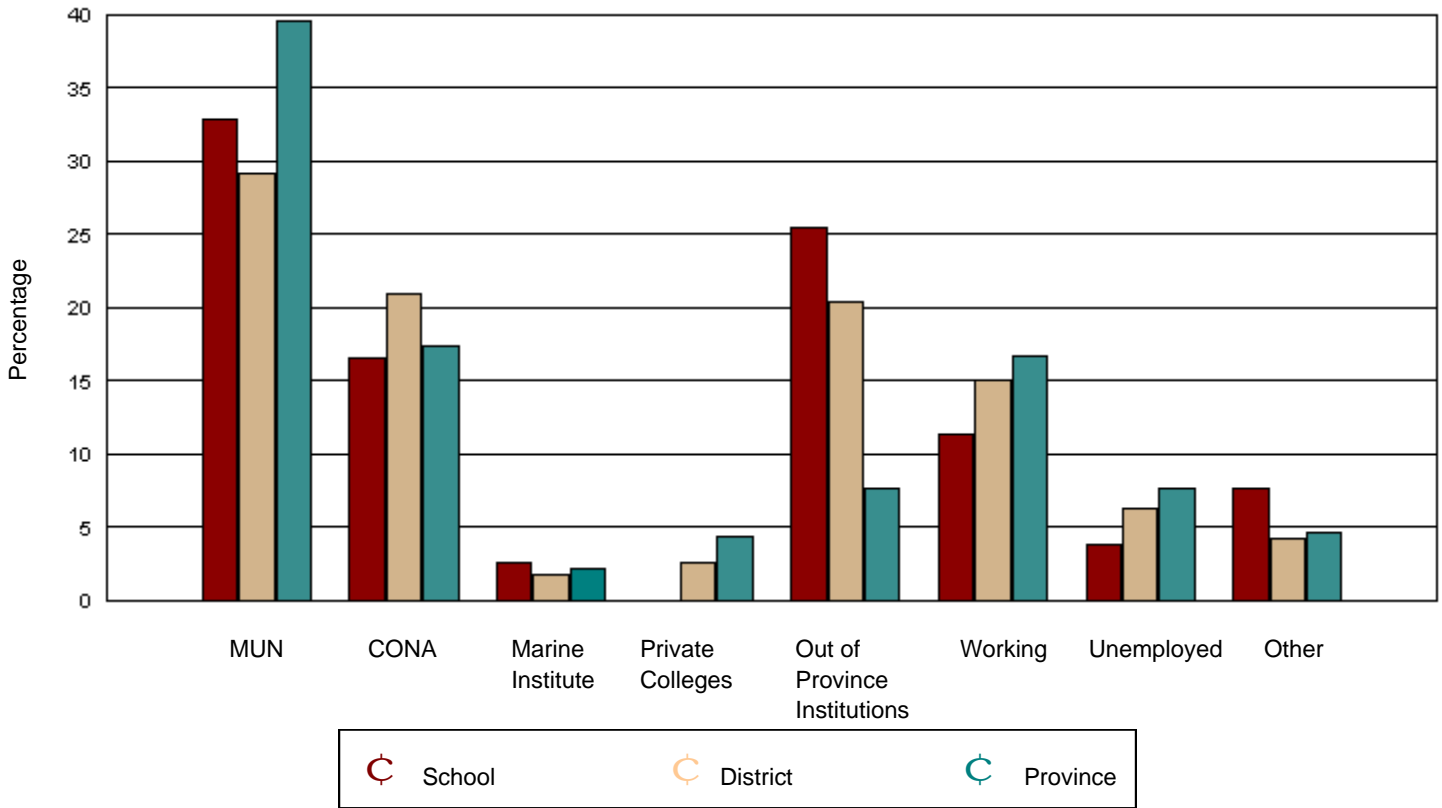
District 4 - Cormack Trail

School #: 099

St. James Regional High School, Channel-Port

Grades: 10-12

	<u>School</u>		<u>District</u>		<u>Province</u>	
	<u>Number</u>	<u>Percentage</u>	<u>Number</u>	<u>Percentage</u>	<u>Number</u>	<u>Percentage</u>
Memorial University	26	32.9	103	29.1	2,126	39.6
College of the North Atlantic	13	16.5	74	20.9	931	17.3
Marine Institute	2	2.5	6	1.7	112	2.1
Private Colleges	0	0.0	9	2.5	229	4.3
Out of Province Institutions	20	25.4	72	20.4	410	7.6
Working	9	11.4	53	15.0	898	16.7
Unemployed	3	3.8	22	6.2	416	7.7
Other	6	7.6	15	4.2	249	4.6



St. James Regional High School had 87 graduates in June 2001. Of these, 79 were tracked and are shown in this report.

District 4 - Cormack Trail had 408 graduates in June 2001. Of these, 354 were tracked and are shown in this report.

Source: Department of Youth Services & Post-Secondary Education

Of the 5,992 provincial graduates in June 2001, only 621 could not be tracked. It is reasonably certain that none are attending Memorial University, the College of the North Atlantic, or the Marine Institute. While there is a low possibility these graduates are attending a Newfoundland private college or an out of province institution, it is more likely they are working, unemployed, or engaged in other activities.



Follow-Up Report of High School Graduates, June 2001

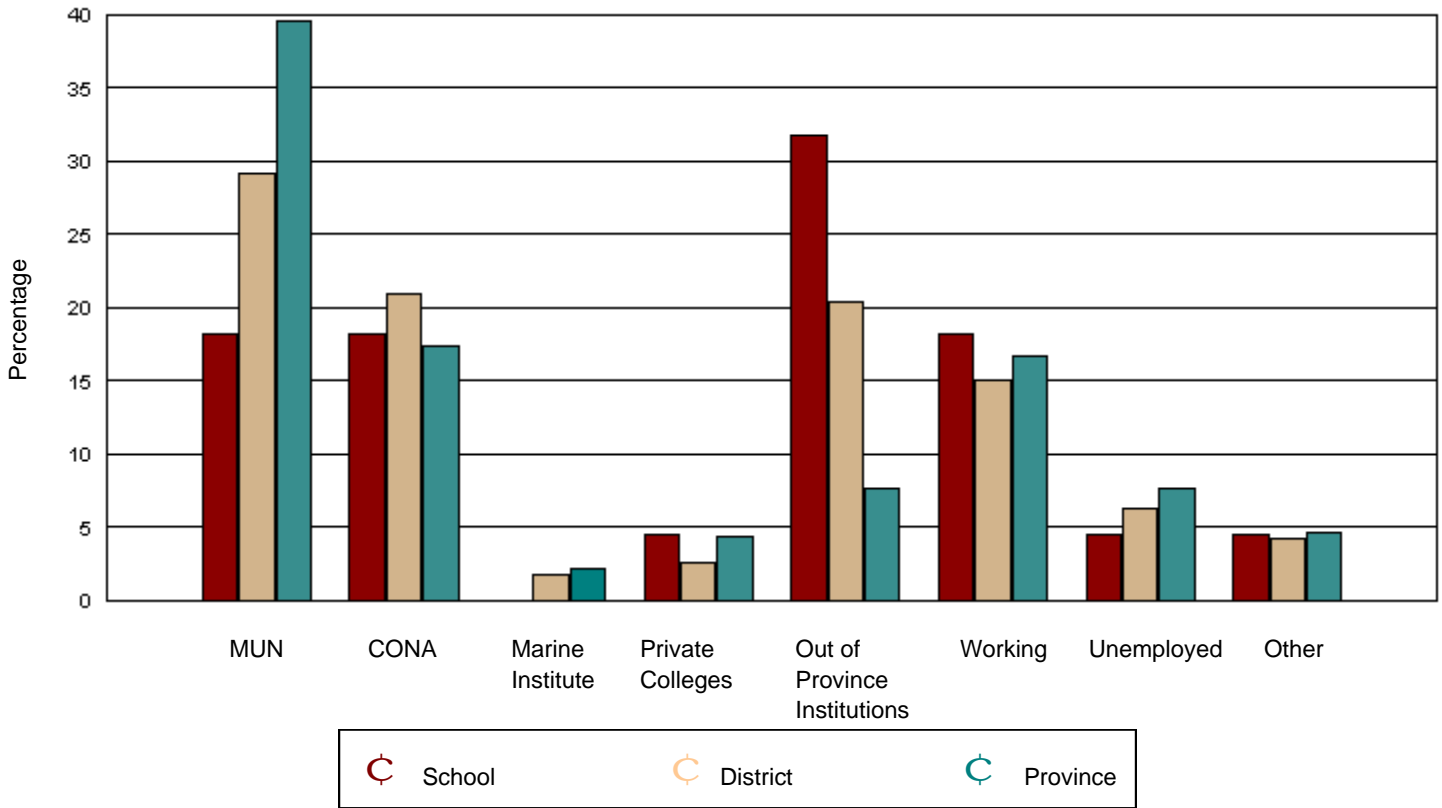
District 4 - Cormack Trail

School #: 116

St. Joseph's High, St. George's

Grades: 8-12

	<u>School</u>		<u>District</u>		<u>Province</u>	
	<u>Number</u>	<u>Percentage</u>	<u>Number</u>	<u>Percentage</u>	<u>Number</u>	<u>Percentage</u>
Memorial University	4	18.2	103	29.1	2,126	39.6
College of the North Atlantic	4	18.2	74	20.9	931	17.3
Marine Institute	0	0.0	6	1.7	112	2.1
Private Colleges	1	4.5	9	2.5	229	4.3
Out of Province Institutions	7	31.8	72	20.4	410	7.6
Working	4	18.2	53	15.0	898	16.7
Unemployed	1	4.5	22	6.2	416	7.7
Other	1	4.5	15	4.2	249	4.6



St. Joseph's High had 24 graduates in June 2001. Of these, 22 were tracked and are shown in this report.

District 4 - Cormack Trail had 408 graduates in June 2001. Of these, 354 were tracked and are shown in this report.

Source: Department of Youth Services & Post-Secondary Education

Of the 5,992 provincial graduates in June 2001, only 621 could not be tracked. It is reasonably certain that none are attending Memorial University, the College of the North Atlantic, or the Marine Institute. While there is a low possibility these graduates are attending a Newfoundland private college or an out of province institution, it is more likely they are working, unemployed, or engaged in other activities.



Follow-Up Report of High School Graduates, June 2001

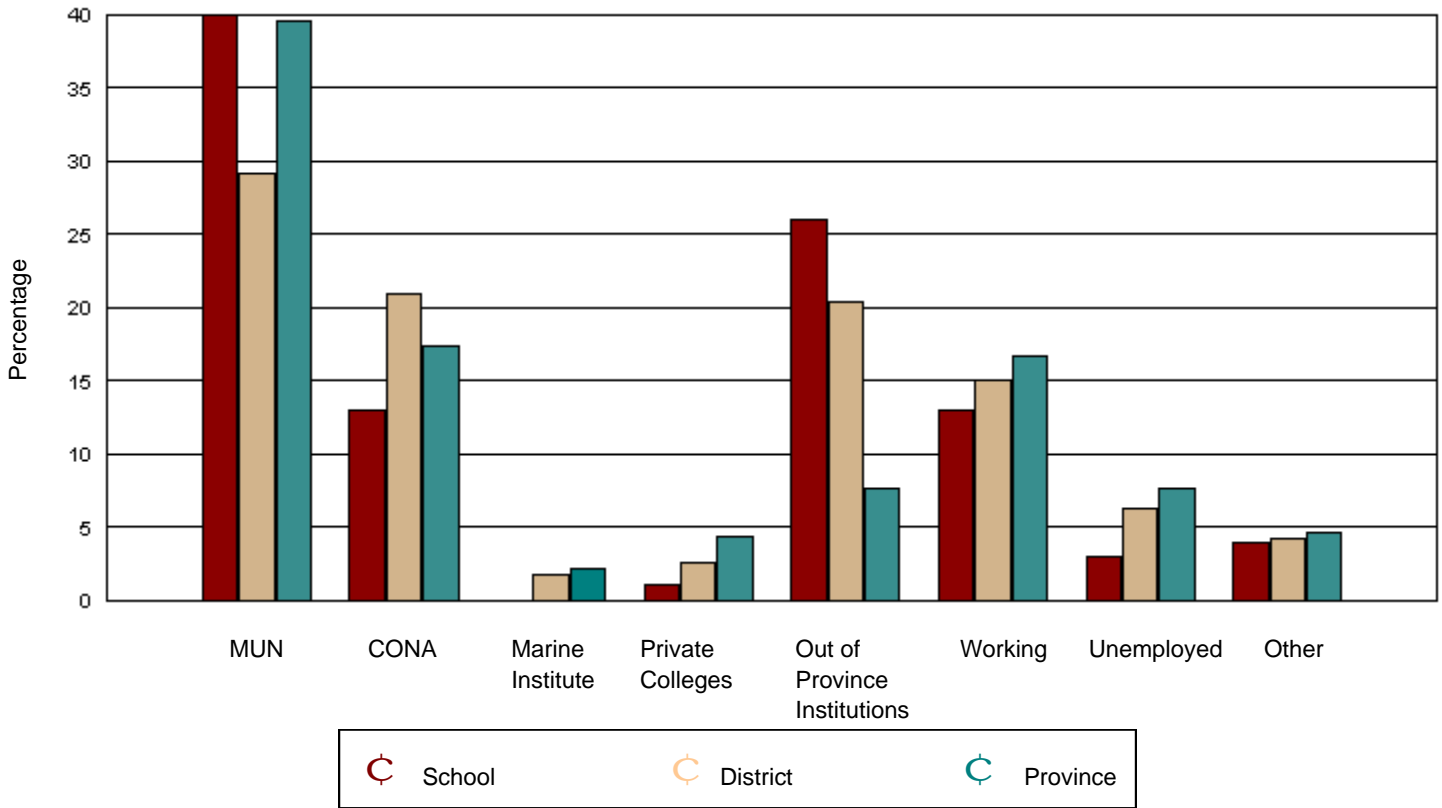
District 4 - Cormack Trail

School #: 119

Stephenville High, Stephenville

Grades: 9-12

	<u>School</u>		<u>District</u>		<u>Province</u>	
	<u>Number</u>	<u>Percentage</u>	<u>Number</u>	<u>Percentage</u>	<u>Number</u>	<u>Percentage</u>
Memorial University	40	40.0	103	29.1	2,126	39.6
College of the North Atlantic	13	13.0	74	20.9	931	17.3
Marine Institute	0	0.0	6	1.7	112	2.1
Private Colleges	1	1.0	9	2.5	229	4.3
Out of Province Institutions	26	26.0	72	20.4	410	7.6
Working	13	13.0	53	15.0	898	16.7
Unemployed	3	3.0	22	6.2	416	7.7
Other	4	4.0	15	4.2	249	4.6



Stephenville High had 118 graduates in June 2001. Of these, 100 were tracked and are shown in this report.

District 4 - Cormack Trail had 408 graduates in June 2001. Of these, 354 were tracked and are shown in this report.

Source: Department of Youth Services & Post-Secondary Education

Of the 5,992 provincial graduates in June 2001, only 621 could not be tracked. It is reasonably certain that none are attending Memorial University, the College of the North Atlantic, or the Marine Institute. While there is a low possibility these graduates are attending a Newfoundland private college or an out of province institution, it is more likely they are working, unemployed, or engaged in other activities.



Follow-Up Report of High School Graduates, June 2001

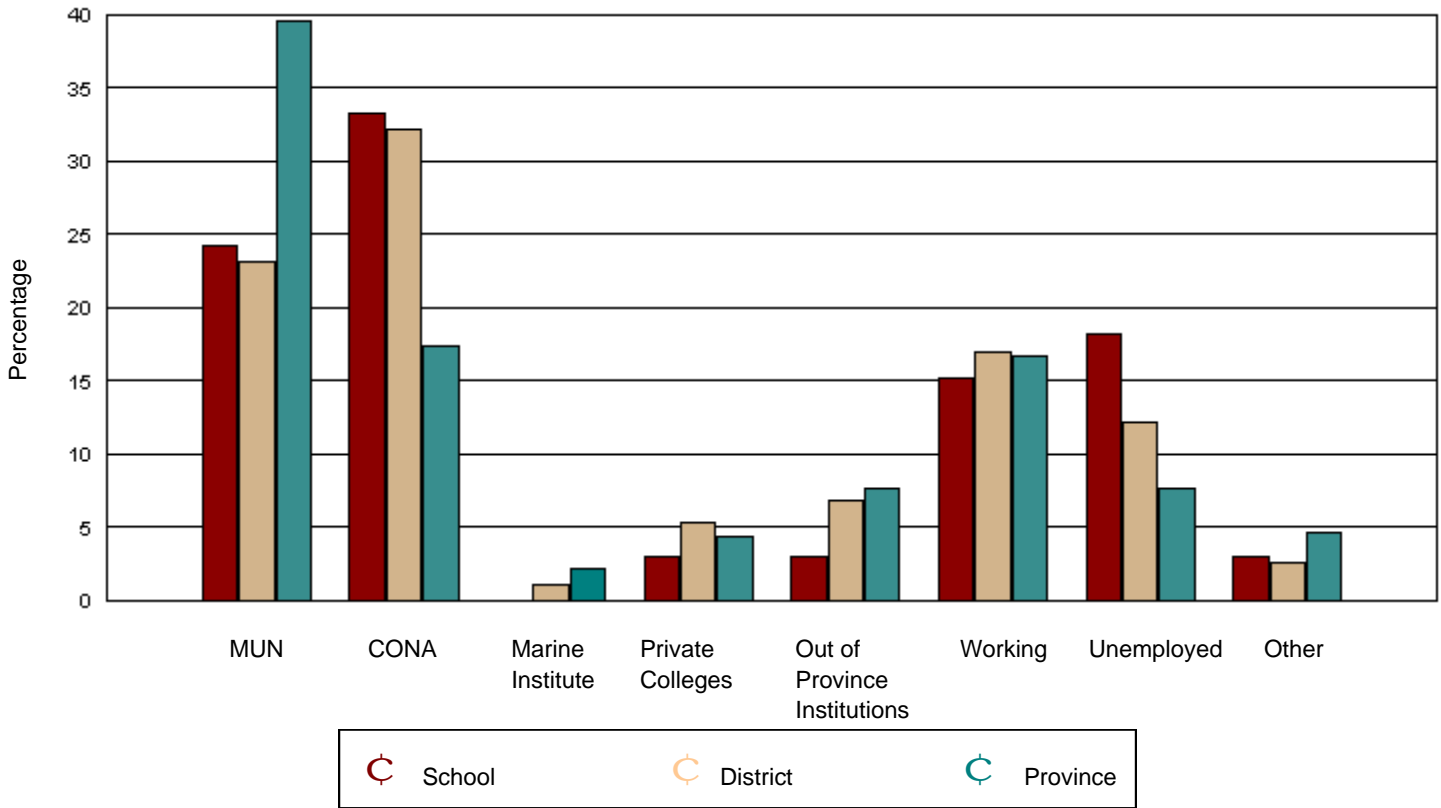
District 5 - Baie Verte/Central/Connaigre

School #: 125

Baie Verte High School, Baie Verte

Grades: 8-12

	<u>School</u>		<u>District</u>		<u>Province</u>	
	Number	Percentage	Number	Percentage	Number	Percentage
Memorial University	8	24.2	122	23.1	2,126	39.6
College of the North Atlantic	11	33.3	170	32.1	931	17.3
Marine Institute	0	0.0	6	1.1	112	2.1
Private Colleges	1	3.0	28	5.3	229	4.3
Out of Province Institutions	1	3.0	36	6.8	410	7.6
Working	5	15.2	90	17.0	898	16.7
Unemployed	6	18.2	64	12.1	416	7.7
Other	1	3.0	13	2.5	249	4.6



Baie Verte High School had 46 graduates in June 2001. Of these, 33 were tracked and are shown in this report.

District 5 - Baie Verte/Central/Connaigre had 606 graduates in June 2001. Of these, 529 were tracked and are shown in this report.

Source: Department of Youth Services & Post-Secondary Education

Of the 5,992 provincial graduates in June 2001, only 621 could not be tracked. It is reasonably certain that none are attending Memorial University, the College of the North Atlantic, or the Marine Institute. While there is a low possibility these graduates are attending a Newfoundland private college or an out of province institution, it is more likely they are working, unemployed, or engaged in other activities.



Follow-Up Report of High School Graduates, June 2001

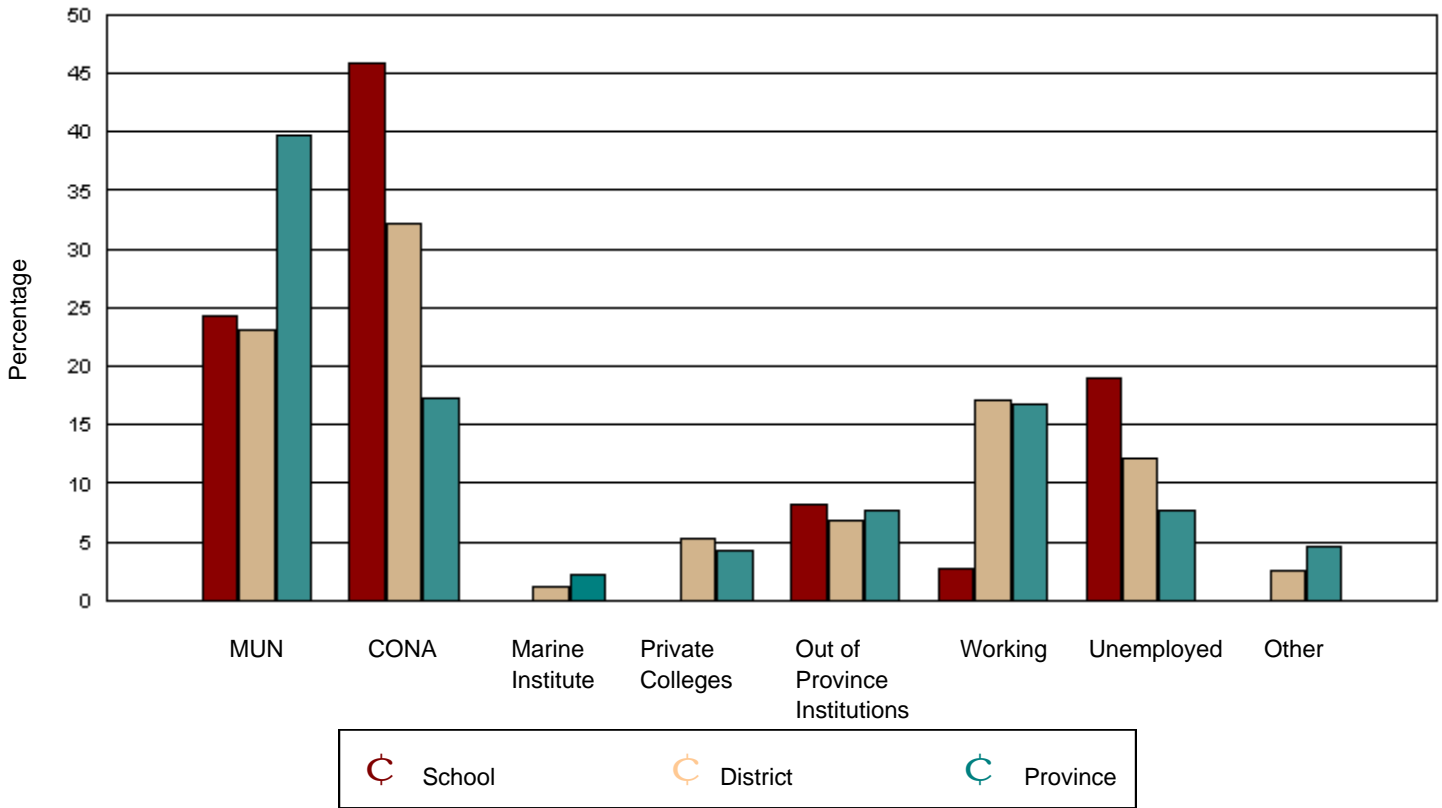
District 5 - Baie Verte/Central/Connaigre

School #: 132

Botwood Collegiate, Botwood

Grades: 9-12

	School		District		Province	
	Number	Percentage	Number	Percentage	Number	Percentage
Memorial University	9	24.3	122	23.1	2,126	39.6
College of the North Atlantic	17	45.9	170	32.1	931	17.3
Marine Institute	0	0.0	6	1.1	112	2.1
Private Colleges	0	0.0	28	5.3	229	4.3
Out of Province Institutions	3	8.1	36	6.8	410	7.6
Working	1	2.7	90	17.0	898	16.7
Unemployed	7	18.9	64	12.1	416	7.7
Other	0	0.0	13	2.5	249	4.6



Botwood Collegiate had 41 graduates in June 2001. Of these, 37 were tracked and are shown in this report.

District 5 - Baie Verte/Central/Connaigre had 606 graduates in June 2001. Of these, 529 were tracked and are shown in this report.

Source: Department of Youth Services & Post-Secondary Education

Of the 5,992 provincial graduates in June 2001, only 621 could not be tracked. It is reasonably certain that none are attending Memorial University, the College of the North Atlantic, or the Marine Institute. While there is a low possibility these graduates are attending a Newfoundland private college or an out of province institution, it is more likely they are working, unemployed, or engaged in other activities.



Follow-Up Report of High School Graduates, June 2001

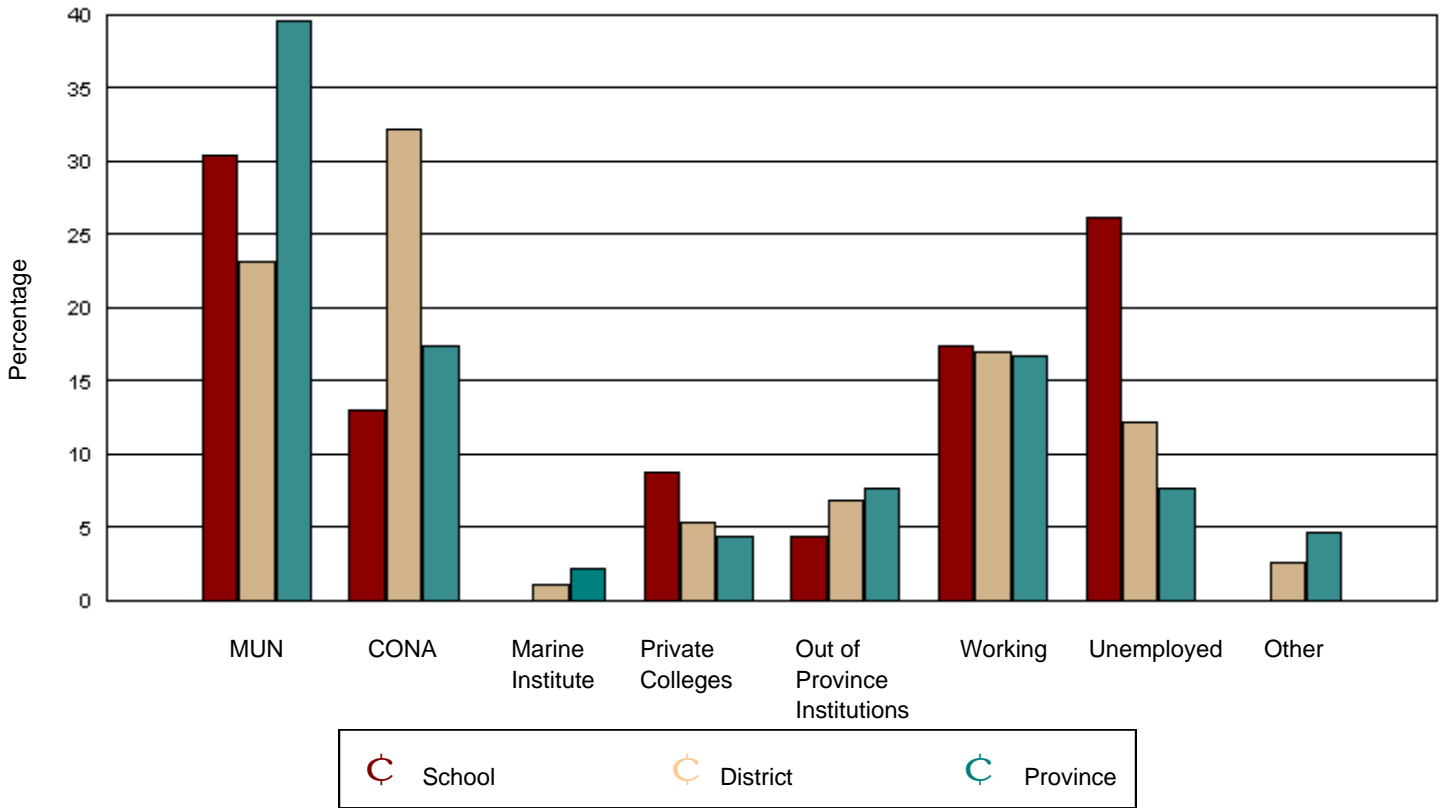
District 5 - Baie Verte/Central/Connaigre

School #: 153

Cape John Collegiate, LaScie

Grades: 7-12

	<u>School</u>		<u>District</u>		<u>Province</u>	
	<u>Number</u>	<u>Percentage</u>	<u>Number</u>	<u>Percentage</u>	<u>Number</u>	<u>Percentage</u>
Memorial University	7	30.4	122	23.1	2,126	39.6
College of the North Atlantic	3	13.0	170	32.1	931	17.3
Marine Institute	0	0.0	6	1.1	112	2.1
Private Colleges	2	8.7	28	5.3	229	4.3
Out of Province Institutions	1	4.3	36	6.8	410	7.6
Working	4	17.4	90	17.0	898	16.7
Unemployed	6	26.1	64	12.1	416	7.7
Other	0	0.0	13	2.5	249	4.6



Cape John Collegiate had 29 graduates in June 2001. Of these, 23 were tracked and are shown in this report.

District 5 - Baie Verte/Central/Connaigre had 606 graduates in June 2001. Of these, 529 were tracked and are shown in this report.

Source: Department of Youth Services & Post-Secondary Education

Of the 5,992 provincial graduates in June 2001, only 621 could not be tracked. It is reasonably certain that none are attending Memorial University, the College of the North Atlantic, or the Marine Institute. While there is a low possibility these graduates are attending a Newfoundland private college or an out of province institution, it is more likely they are working, unemployed, or engaged in other activities.



Follow-Up Report of High School Graduates, June 2001

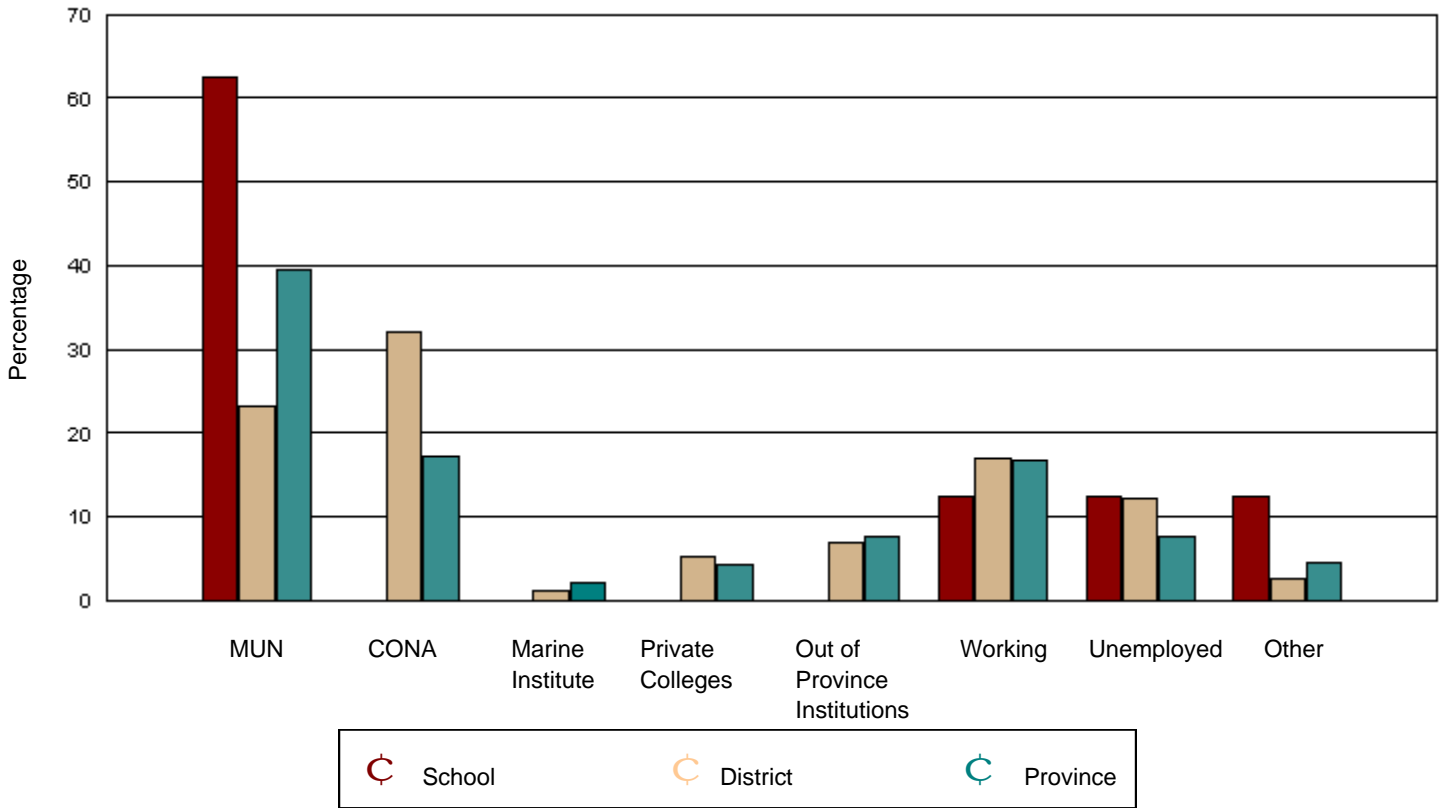
District 5 - Baie Verte/Central/Connaigre

School #: 406

Conrad Fitzgerald Academy, English Harbour W

Grades: K-12

	School		District		Province	
	Number	Percentage	Number	Percentage	Number	Percentage
Memorial University	5	62.5	122	23.1	2,126	39.6
College of the North Atlantic	0	0.0	170	32.1	931	17.3
Marine Institute	0	0.0	6	1.1	112	2.1
Private Colleges	0	0.0	28	5.3	229	4.3
Out of Province Institutions	0	0.0	36	6.8	410	7.6
Working	1	12.5	90	17.0	898	16.7
Unemployed	1	12.5	64	12.1	416	7.7
Other	1	12.5	13	2.5	249	4.6



Conrad Fitzgerald Academy had 10 graduates in June 2001. Of these, 8 were tracked and are shown in this report.

District 5 - Baie Verte/Central/Connaigre had 606 graduates in June 2001. Of these, 529 were tracked and are shown in this report.

Source: Department of Youth Services & Post-Secondary Education

Of the 5,992 provincial graduates in June 2001, only 621 could not be tracked. It is reasonably certain that none are attending Memorial University, the College of the North Atlantic, or the Marine Institute. While there is a low possibility these graduates are attending a Newfoundland private college or an out of province institution, it is more likely they are working, unemployed, or engaged in other activities.



Follow-Up Report of High School Graduates, June 2001

District 5 - Baie Verte/Central/Connaigre

School #: 405

Cottrell's Cove Academy, Cottrell's Cove

Grades: K-5, 7-12

	<u>School</u>		<u>District</u>		<u>Province</u>	
	<u>Number</u>	<u>Percentage</u>	<u>Number</u>	<u>Percentage</u>	<u>Number</u>	<u>Percentage</u>
School data with 5 or fewer students withheld for reasons of confidentiality						
Memorial University			122	23.1	2,126	39.6
College of the North Atlantic			170	32.1	931	17.3
Marine Institute			6	1.1	112	2.1
Private Colleges			28	5.3	229	4.3
Out of Province Institutions			36	6.8	410	7.6
Working			90	17.0	898	16.7
Unemployed			64	12.1	416	7.7
Other			13	2.5	249	4.6

Of the 5,992 provincial graduates in June 2001, only 621 could not be tracked. It is reasonably certain that none are attending Memorial University, the College of the North Atlantic, or the Marine Institute. While there is a low possibility these graduates are attending a Newfoundland private college or an out of province institution, it is more likely they are working, unemployed, or engaged in other activities.



Follow-Up Report of High School Graduates, June 2001

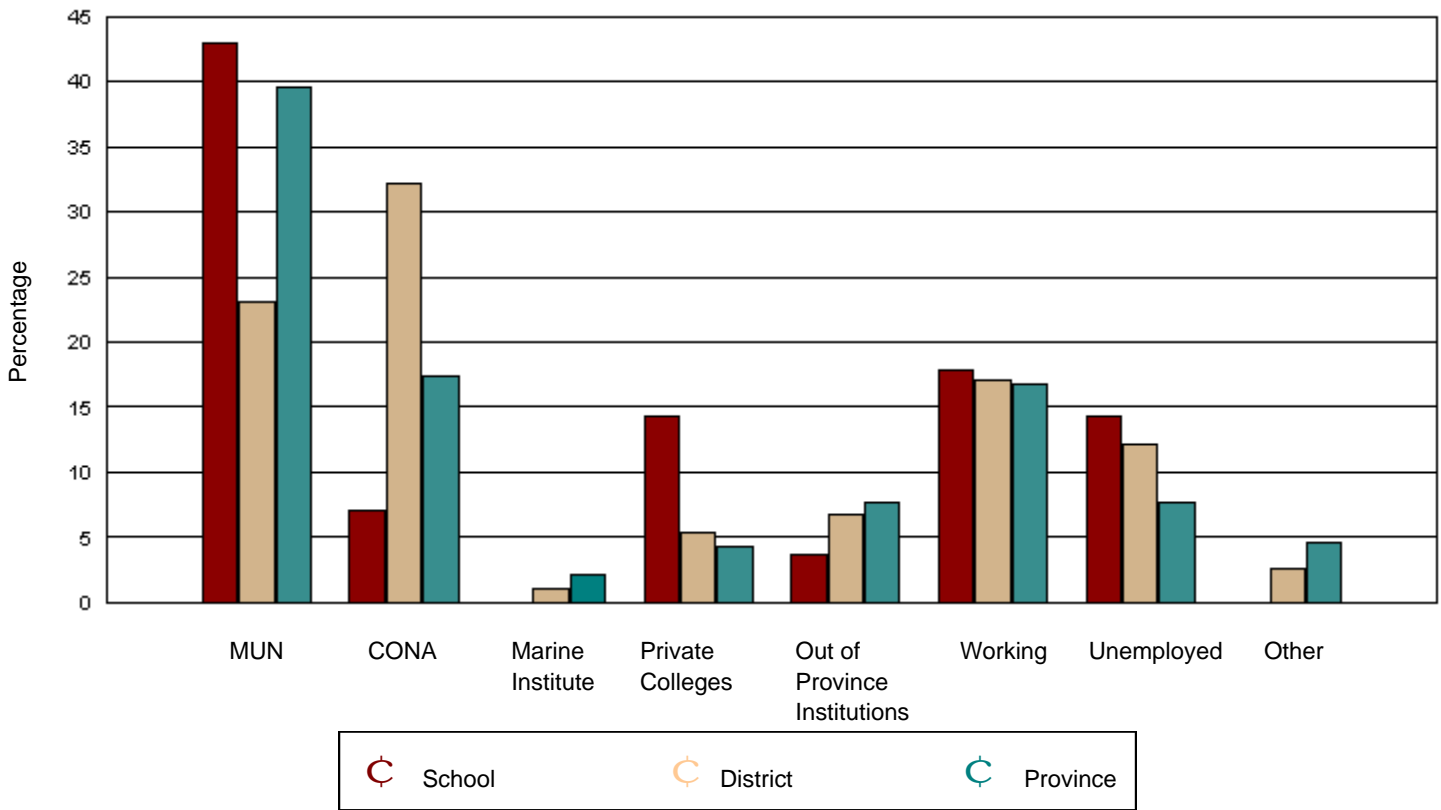
District 5 - Baie Verte/Central/Connaigre

School #: 162

Dorset Collegiate, Pilley's Island

Grades: 9-12

	School		District		Province	
	Number	Percentage	Number	Percentage	Number	Percentage
Memorial University	12	42.9	122	23.1	2,126	39.6
College of the North Atlantic	2	7.1	170	32.1	931	17.3
Marine Institute	0	0.0	6	1.1	112	2.1
Private Colleges	4	14.3	28	5.3	229	4.3
Out of Province Institutions	1	3.6	36	6.8	410	7.6
Working	5	17.9	90	17.0	898	16.7
Unemployed	4	14.3	64	12.1	416	7.7
Other	0	0.0	13	2.5	249	4.6



Dorset Collegiate had 29 graduates in June 2001. Of these, 28 were tracked and are shown in this report.

District 5 - Baie Verte/Central/Connaigre had 606 graduates in June 2001. Of these, 529 were tracked and are shown in this report.

Source: Department of Youth Services & Post-Secondary Education

Of the 5,992 provincial graduates in June 2001, only 621 could not be tracked. It is reasonably certain that none are attending Memorial University, the College of the North Atlantic, or the Marine Institute. While there is a low possibility these graduates are attending a Newfoundland private college or an out of province institution, it is more likely they are working, unemployed, or engaged in other activities.



Follow-Up Report of High School Graduates, June 2001

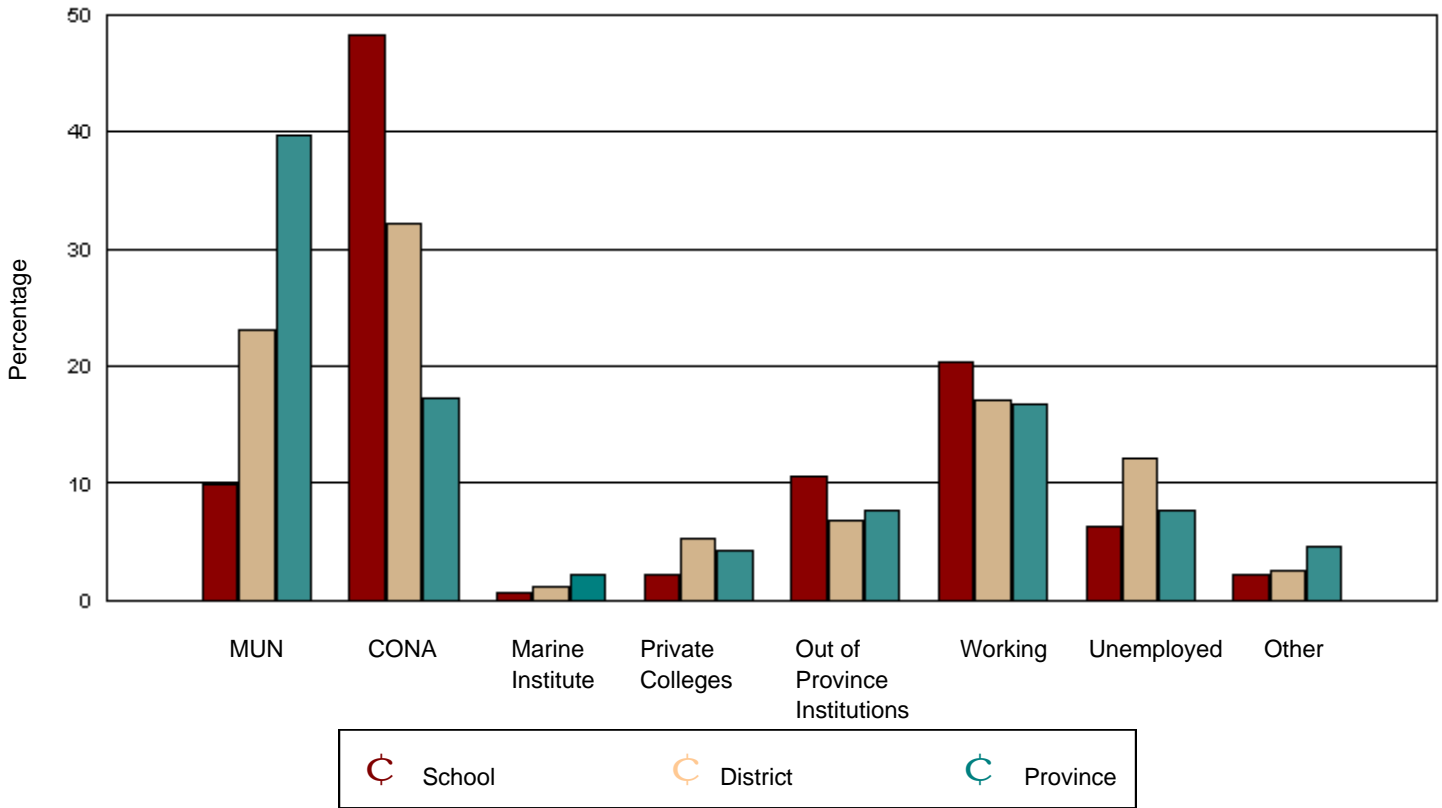
District 5 - Baie Verte/Central/Connaigre

School #: 141

Exploits Valley High - Maple, Grand Falls-Wind

Grades: 11-12

	School		District		Province	
	Number	Percentage	Number	Percentage	Number	Percentage
Memorial University	14	9.8	122	23.1	2,126	39.6
College of the North Atlantic	69	48.3	170	32.1	931	17.3
Marine Institute	1	0.7	6	1.1	112	2.1
Private Colleges	3	2.1	28	5.3	229	4.3
Out of Province Institutions	15	10.5	36	6.8	410	7.6
Working	29	20.3	90	17.0	898	16.7
Unemployed	9	6.3	64	12.1	416	7.7
Other	3	2.1	13	2.5	249	4.6



Exploits Valley High - Maple had 164 graduates in June 2001. Of these, 143 were tracked and are shown in this report.

District 5 - Baie Verte/Central/Connaigre had 606 graduates in June 2001. Of these, 529 were tracked and are shown in this report.

Source: Department of Youth Services & Post-Secondary Education

Of the 5,992 provincial graduates in June 2001, only 621 could not be tracked. It is reasonably certain that none are attending Memorial University, the College of the North Atlantic, or the Marine Institute. While there is a low possibility these graduates are attending a Newfoundland private college or an out of province institution, it is more likely they are working, unemployed, or engaged in other activities.



Follow-Up Report of High School Graduates, June 2001

District 5 - Baie Verte/Central/Connaigre

School #: 156

H.L. Strong Academy, Little Bay Islands

Grades: 2-5, 8-9, 11-12

	<u>School</u>		<u>District</u>		<u>Province</u>	
	<u>Number</u>	<u>Percentage</u>	<u>Number</u>	<u>Percentage</u>	<u>Number</u>	<u>Percentage</u>
School data with 5 or fewer students withheld for reasons of confidentiality						
Memorial University			122	23.1	2,126	39.6
College of the North Atlantic			170	32.1	931	17.3
Marine Institute			6	1.1	112	2.1
Private Colleges			28	5.3	229	4.3
Out of Province Institutions			36	6.8	410	7.6
Working			90	17.0	898	16.7
Unemployed			64	12.1	416	7.7
Other			13	2.5	249	4.6

Of the 5,992 provincial graduates in June 2001, only 621 could not be tracked. It is reasonably certain that none are attending Memorial University, the College of the North Atlantic, or the Marine Institute. While there is a low possibility these graduates are attending a Newfoundland private college or an out of province institution, it is more likely they are working, unemployed, or engaged in other activities.



Follow-Up Report of High School Graduates, June 2001

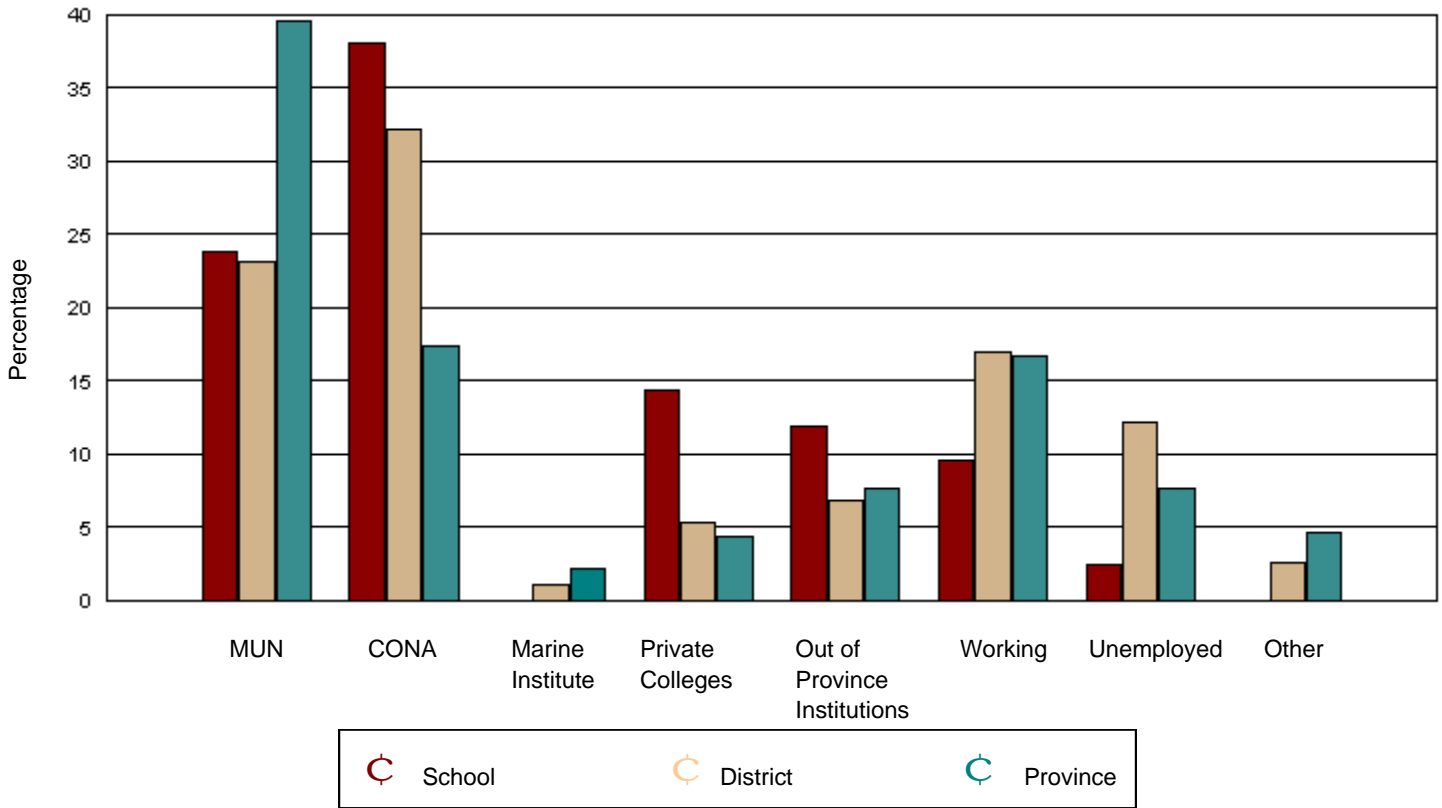
District 5 - Baie Verte/Central/Connaigre

School #: 412

Holy Cross All Grade, St. Alban's

Grades: 7-12

	School		District		Province	
	Number	Percentage	Number	Percentage	Number	Percentage
Memorial University	10	23.8	122	23.1	2,126	39.6
College of the North Atlantic	16	38.1	170	32.1	931	17.3
Marine Institute	0	0.0	6	1.1	112	2.1
Private Colleges	6	14.3	28	5.3	229	4.3
Out of Province Institutions	5	11.9	36	6.8	410	7.6
Working	4	9.5	90	17.0	898	16.7
Unemployed	1	2.4	64	12.1	416	7.7
Other	0	0.0	13	2.5	249	4.6



Holy Cross All Grade had 43 graduates in June 2001. Of these, 42 were tracked and are shown in this report.

District 5 - Baie Verte/Central/Connaigre had 606 graduates in June 2001. Of these, 529 were tracked and are shown in this report.

Source: Department of Youth Services & Post-Secondary Education

Of the 5,992 provincial graduates in June 2001, only 621 could not be tracked. It is reasonably certain that none are attending Memorial University, the College of the North Atlantic, or the Marine Institute. While there is a low possibility these graduates are attending a Newfoundland private college or an out of province institution, it is more likely they are working, unemployed, or engaged in other activities.



Follow-Up Report of High School Graduates, June 2001

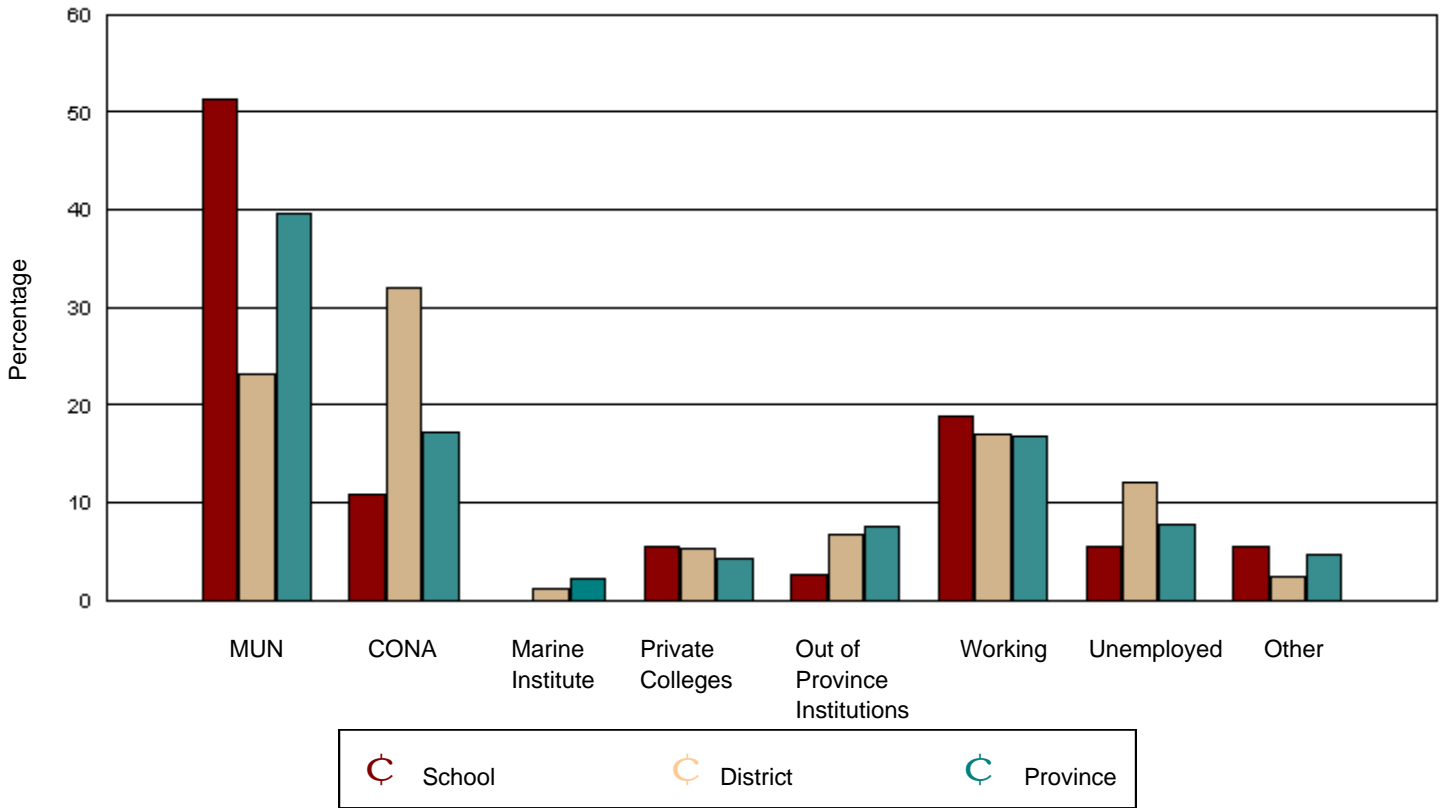
District 5 - Baie Verte/Central/Connaigre

School #: 171

Indian River High School, Springdale

Grades: 9-12

	School		District		Province	
	Number	Percentage	Number	Percentage	Number	Percentage
Memorial University	19	51.4	122	23.1	2,126	39.6
College of the North Atlantic	4	10.8	170	32.1	931	17.3
Marine Institute	0	0.0	6	1.1	112	2.1
Private Colleges	2	5.4	28	5.3	229	4.3
Out of Province Institutions	1	2.7	36	6.8	410	7.6
Working	7	18.9	90	17.0	898	16.7
Unemployed	2	5.4	64	12.1	416	7.7
Other	2	5.4	13	2.5	249	4.6



Indian River High School had 44 graduates in June 2001. Of these, 37 were tracked and are shown in this report.

District 5 - Baie Verte/Central/Connaigre had 606 graduates in June 2001. Of these, 529 were tracked and are shown in this report.

Source: Department of Youth Services & Post-Secondary Education

Of the 5,992 provincial graduates in June 2001, only 621 could not be tracked. It is reasonably certain that none are attending Memorial University, the College of the North Atlantic, or the Marine Institute. While there is a low possibility these graduates are attending a Newfoundland private college or an out of province institution, it is more likely they are working, unemployed, or engaged in other activities.



Follow-Up Report of High School Graduates, June 2001

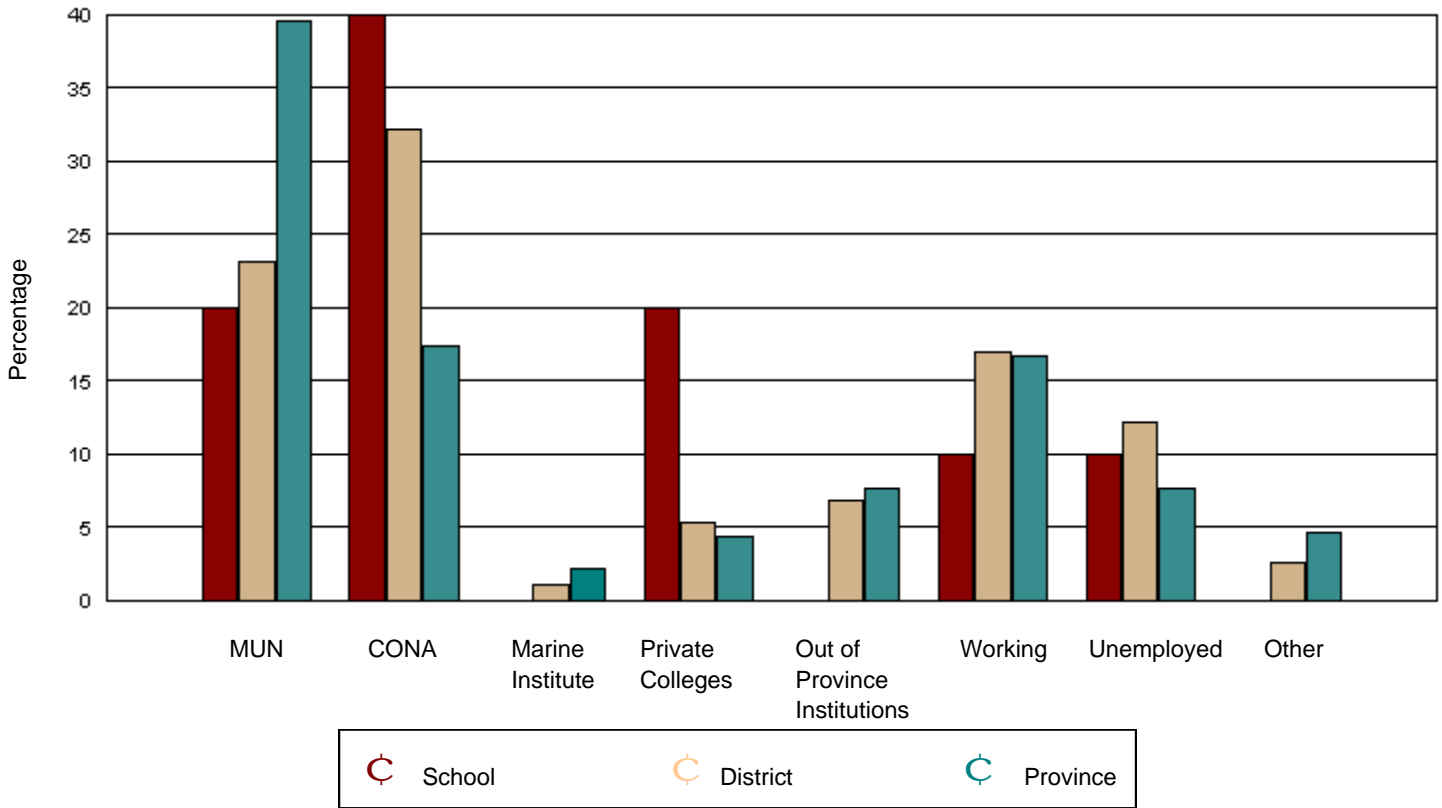
District 5 - Baie Verte/Central/Connaigre

School #: 151

John Watkins Academy, Hermitage

Grades: K-12

	<u>School</u>		<u>District</u>		<u>Province</u>	
	Number	Percentage	Number	Percentage	Number	Percentage
Memorial University	2	20.0	122	23.1	2,126	39.6
College of the North Atlantic	4	40.0	170	32.1	931	17.3
Marine Institute	0	0.0	6	1.1	112	2.1
Private Colleges	2	20.0	28	5.3	229	4.3
Out of Province Institutions	0	0.0	36	6.8	410	7.6
Working	1	10.0	90	17.0	898	16.7
Unemployed	1	10.0	64	12.1	416	7.7
Other	0	0.0	13	2.5	249	4.6



John Watkins Academy had 10 graduates in June 2001. Of these, 10 were tracked and are shown in this report.

District 5 - Baie Verte/Central/Connaigre had 606 graduates in June 2001. Of these, 529 were tracked and are shown in this report.

Source: Department of Youth Services & Post-Secondary Education

Of the 5,992 provincial graduates in June 2001, only 621 could not be tracked. It is reasonably certain that none are attending Memorial University, the College of the North Atlantic, or the Marine Institute. While there is a low possibility these graduates are attending a Newfoundland private college or an out of province institution, it is more likely they are working, unemployed, or engaged in other activities.



Follow-Up Report of High School Graduates, June 2001

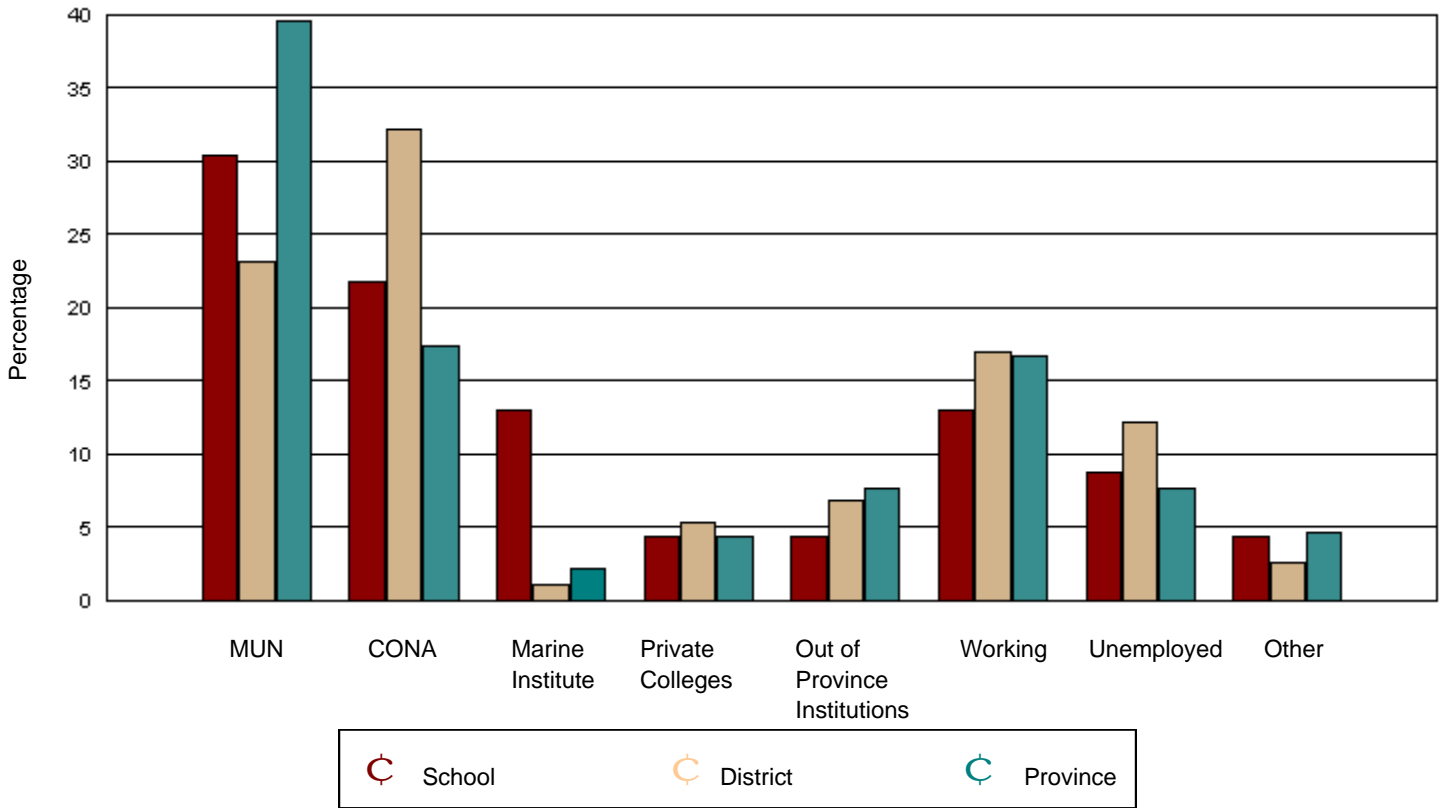
District 5 - Baie Verte/Central/Connaigre

School #: 149

King Academy, Harbour Breton

Grades: 7-12

	School		District		Province	
	Number	Percentage	Number	Percentage	Number	Percentage
Memorial University	7	30.4	122	23.1	2,126	39.6
College of the North Atlantic	5	21.7	170	32.1	931	17.3
Marine Institute	3	13.0	6	1.1	112	2.1
Private Colleges	1	4.3	28	5.3	229	4.3
Out of Province Institutions	1	4.3	36	6.8	410	7.6
Working	3	13.0	90	17.0	898	16.7
Unemployed	2	8.7	64	12.1	416	7.7
Other	1	4.3	13	2.5	249	4.6



King Academy had 28 graduates in June 2001. Of these, 23 were tracked and are shown in this report.

District 5 - Baie Verte/Central/Connaigre had 606 graduates in June 2001. Of these, 529 were tracked and are shown in this report.

Source: Department of Youth Services & Post-Secondary Education

Of the 5,992 provincial graduates in June 2001, only 621 could not be tracked. It is reasonably certain that none are attending Memorial University, the College of the North Atlantic, or the Marine Institute. While there is a low possibility these graduates are attending a Newfoundland private college or an out of province institution, it is more likely they are working, unemployed, or engaged in other activities.



Follow-Up Report of High School Graduates, June 2001

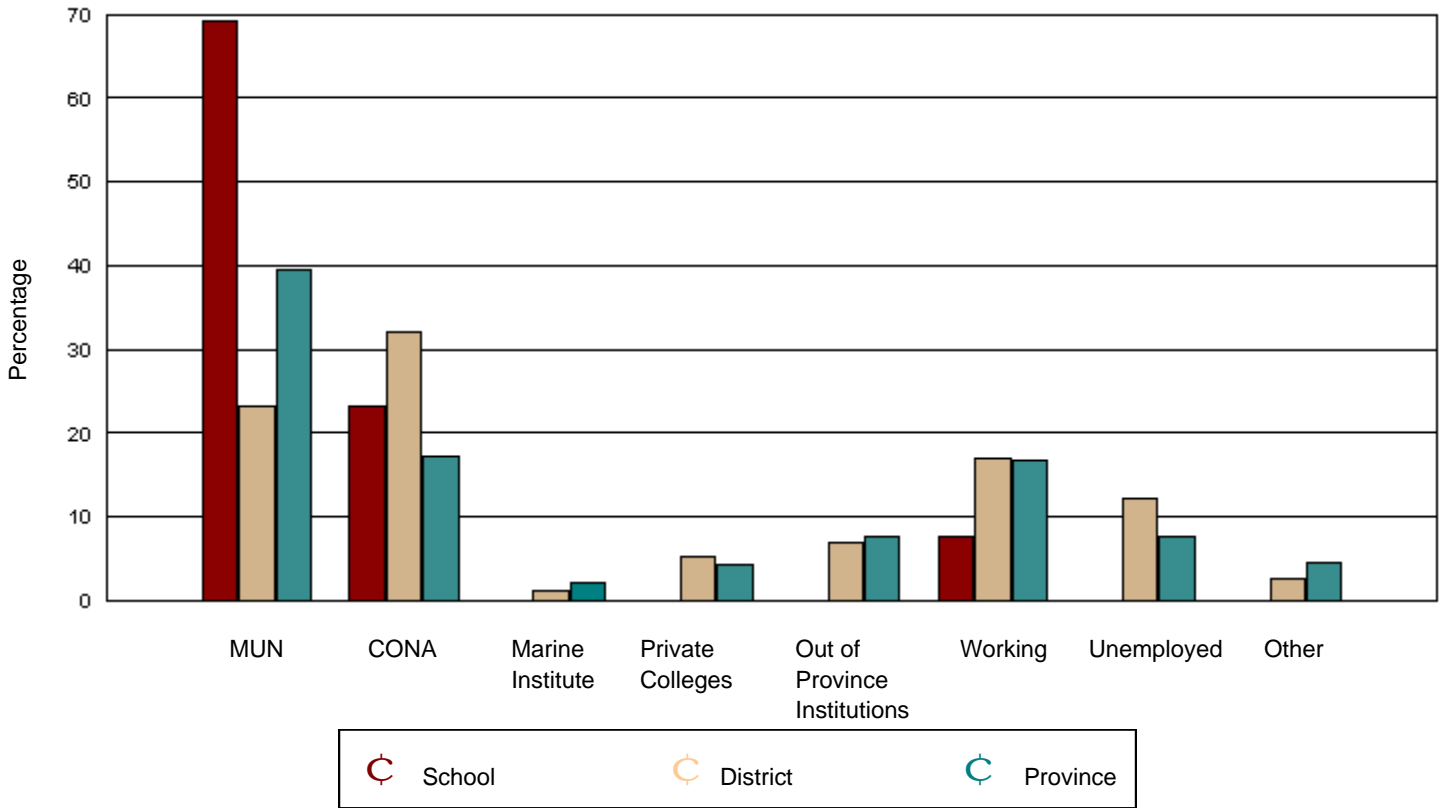
District 5 - Baie Verte/Central/Connaigre

School #: 403

Lakeside Academy, Buchans

Grades: K-12

	School		District		Province	
	Number	Percentage	Number	Percentage	Number	Percentage
Memorial University	9	69.2	122	23.1	2,126	39.6
College of the North Atlantic	3	23.1	170	32.1	931	17.3
Marine Institute	0	0.0	6	1.1	112	2.1
Private Colleges	0	0.0	28	5.3	229	4.3
Out of Province Institutions	0	0.0	36	6.8	410	7.6
Working	1	7.7	90	17.0	898	16.7
Unemployed	0	0.0	64	12.1	416	7.7
Other	0	0.0	13	2.5	249	4.6



Lakeside Academy had 14 graduates in June 2001. Of these, 13 were tracked and are shown in this report.

District 5 - Baie Verte/Central/Connaigre had 606 graduates in June 2001. Of these, 529 were tracked and are shown in this report.

Source: Department of Youth Services & Post-Secondary Education

Of the 5,992 provincial graduates in June 2001, only 621 could not be tracked. It is reasonably certain that none are attending Memorial University, the College of the North Atlantic, or the Marine Institute. While there is a low possibility these graduates are attending a Newfoundland private college or an out of province institution, it is more likely they are working, unemployed, or engaged in other activities.



Follow-Up Report of High School Graduates, June 2001

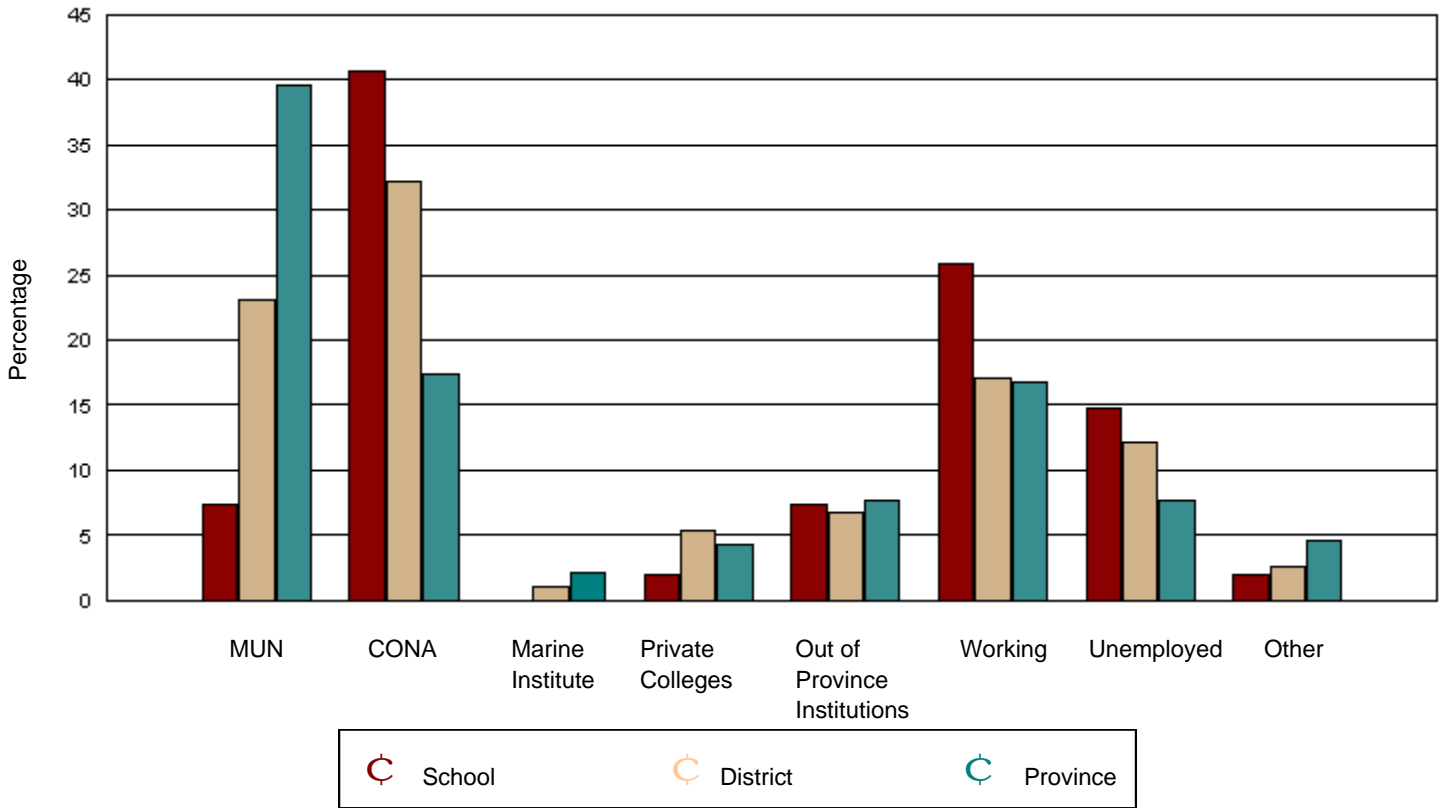
District 5 - Baie Verte/Central/Connaigre

School #: 402

Leo Burke Academy, Bishop's Falls

Grades: 8-12

	School		District		Province	
	Number	Percentage	Number	Percentage	Number	Percentage
Memorial University	4	7.4	122	23.1	2,126	39.6
College of the North Atlantic	22	40.7	170	32.1	931	17.3
Marine Institute	0	0.0	6	1.1	112	2.1
Private Colleges	1	1.9	28	5.3	229	4.3
Out of Province Institutions	4	7.4	36	6.8	410	7.6
Working	14	25.9	90	17.0	898	16.7
Unemployed	8	14.8	64	12.1	416	7.7
Other	1	1.9	13	2.5	249	4.6



Leo Burke Academy had 59 graduates in June 2001. Of these, 54 were tracked and are shown in this report.

District 5 - Baie Verte/Central/Connaigre had 606 graduates in June 2001. Of these, 529 were tracked and are shown in this report.

Source: Department of Youth Services & Post-Secondary Education

Of the 5,992 provincial graduates in June 2001, only 621 could not be tracked. It is reasonably certain that none are attending Memorial University, the College of the North Atlantic, or the Marine Institute. While there is a low possibility these graduates are attending a Newfoundland private college or an out of province institution, it is more likely they are working, unemployed, or engaged in other activities.



Follow-Up Report of High School Graduates, June 2001

District 5 - Baie Verte/Central/Connaigre

School #: 128

Long Island Academy, Beaumont

Grades: K-4, 6-12

	<u>School</u>		<u>District</u>		<u>Province</u>	
	<u>Number</u>	<u>Percentage</u>	<u>Number</u>	<u>Percentage</u>	<u>Number</u>	<u>Percentage</u>
School data with 5 or fewer students withheld for reasons of confidentiality						
Memorial University			122	23.1	2,126	39.6
College of the North Atlantic			170	32.1	931	17.3
Marine Institute			6	1.1	112	2.1
Private Colleges			28	5.3	229	4.3
Out of Province Institutions			36	6.8	410	7.6
Working			90	17.0	898	16.7
Unemployed			64	12.1	416	7.7
Other			13	2.5	249	4.6

Of the 5,992 provincial graduates in June 2001, only 621 could not be tracked. It is reasonably certain that none are attending Memorial University, the College of the North Atlantic, or the Marine Institute. While there is a low possibility these graduates are attending a Newfoundland private college or an out of province institution, it is more likely they are working, unemployed, or engaged in other activities.



Follow-Up Report of High School Graduates, June 2001

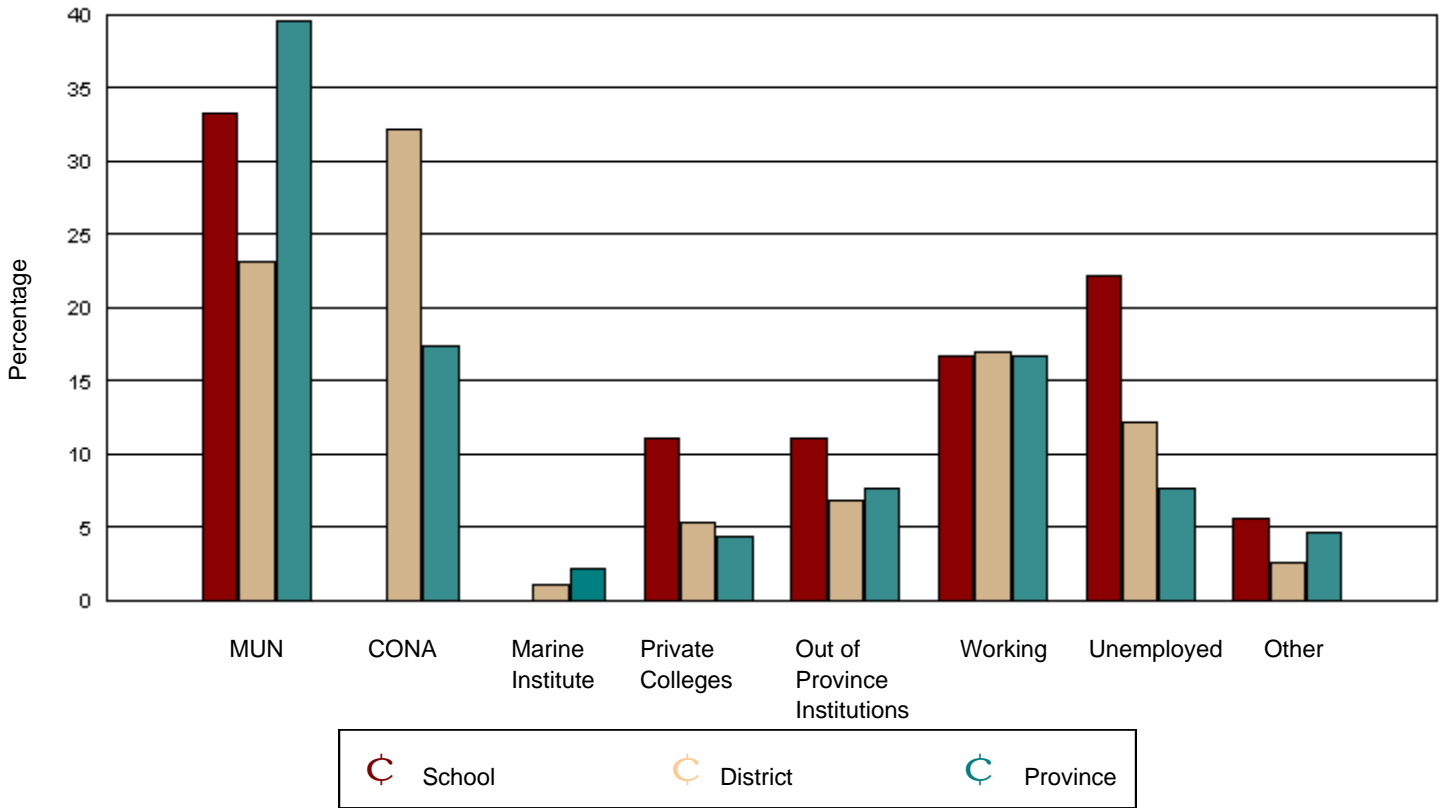
District 5 - Baie Verte/Central/Connaigre

School #: 158

MSB Regional Academy, Middle Arm

Grades: K-12

	<u>School</u>		<u>District</u>		<u>Province</u>	
	Number	Percentage	Number	Percentage	Number	Percentage
Memorial University	6	33.3	122	23.1	2,126	39.6
College of the North Atlantic	0	0.0	170	32.1	931	17.3
Marine Institute	0	0.0	6	1.1	112	2.1
Private Colleges	2	11.1	28	5.3	229	4.3
Out of Province Institutions	2	11.1	36	6.8	410	7.6
Working	3	16.7	90	17.0	898	16.7
Unemployed	4	22.2	64	12.1	416	7.7
Other	1	5.6	13	2.5	249	4.6



MSB Regional Academy had 18 graduates in June 2001. Of these, 18 were tracked and are shown in this report.

District 5 - Baie Verte/Central/Connaigre had 606 graduates in June 2001. Of these, 529 were tracked and are shown in this report.

Source: Department of Youth Services & Post-Secondary Education

Of the 5,992 provincial graduates in June 2001, only 621 could not be tracked. It is reasonably certain that none are attending Memorial University, the College of the North Atlantic, or the Marine Institute. While there is a low possibility these graduates are attending a Newfoundland private college or an out of province institution, it is more likely they are working, unemployed, or engaged in other activities.



Follow-Up Report of High School Graduates, June 2001

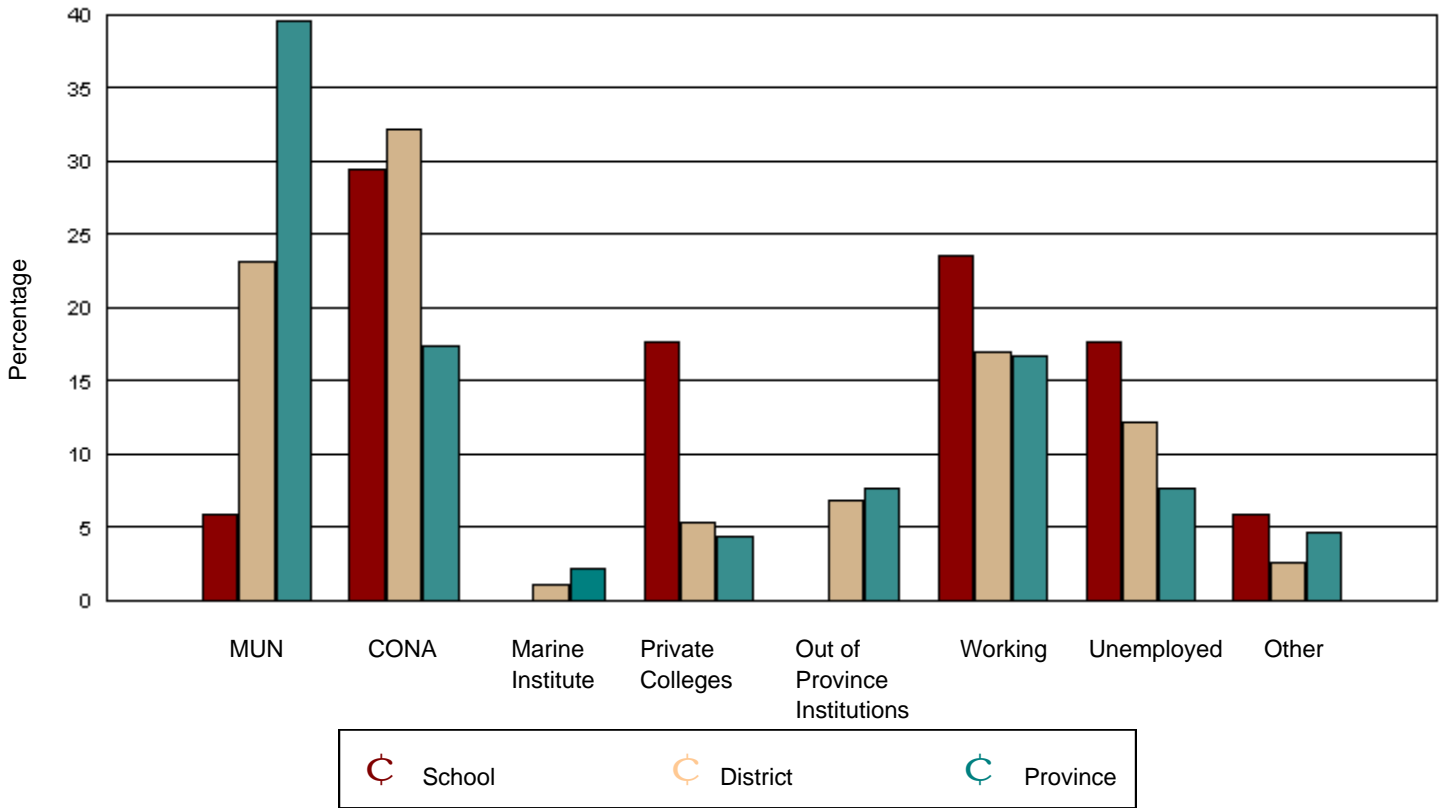
District 5 - Baie Verte/Central/Connaigre

School #: 163

Point Leamington Academy, Point Leamington

Grades: K-12

	School		District		Province	
	Number	Percentage	Number	Percentage	Number	Percentage
Memorial University	1	5.9	122	23.1	2,126	39.6
College of the North Atlantic	5	29.4	170	32.1	931	17.3
Marine Institute	0	0.0	6	1.1	112	2.1
Private Colleges	3	17.6	28	5.3	229	4.3
Out of Province Institutions	0	0.0	36	6.8	410	7.6
Working	4	23.5	90	17.0	898	16.7
Unemployed	3	17.6	64	12.1	416	7.7
Other	1	5.9	13	2.5	249	4.6



Point Leamington Academy had 20 graduates in June 2001. Of these, 17 were tracked and are shown in this report.

District 5 - Baie Verte/Central/Connaigre had 606 graduates in June 2001. Of these, 529 were tracked and are shown in this report.

Source: Department of Youth Services & Post-Secondary Education

Of the 5,992 provincial graduates in June 2001, only 621 could not be tracked. It is reasonably certain that none are attending Memorial University, the College of the North Atlantic, or the Marine Institute. While there is a low possibility these graduates are attending a Newfoundland private college or an out of province institution, it is more likely they are working, unemployed, or engaged in other activities.



Follow-Up Report of High School Graduates, June 2001

District 5 - Baie Verte/Central/Connaigre

School #: 174

St. Peter's Academy, Westport

Grades: K-12

	<u>School</u>		<u>District</u>		<u>Province</u>	
	<u>Number</u>	<u>Percentage</u>	<u>Number</u>	<u>Percentage</u>	<u>Number</u>	<u>Percentage</u>
School data with 5 or fewer students withheld for reasons of confidentiality						
Memorial University			122	23.1	2,126	39.6
College of the North Atlantic			170	32.1	931	17.3
Marine Institute			6	1.1	112	2.1
Private Colleges			28	5.3	229	4.3
Out of Province Institutions			36	6.8	410	7.6
Working			90	17.0	898	16.7
Unemployed			64	12.1	416	7.7
Other			13	2.5	249	4.6

Of the 5,992 provincial graduates in June 2001, only 621 could not be tracked. It is reasonably certain that none are attending Memorial University, the College of the North Atlantic, or the Marine Institute. While there is a low possibility these graduates are attending a Newfoundland private college or an out of province institution, it is more likely they are working, unemployed, or engaged in other activities.



Follow-Up Report of High School Graduates, June 2001

District 5 - Baie Verte/Central/Connaigre

School #: 165

St. Stephen's AG, Rencontre East

Grades: K-1,3-12

	<u>School</u>		<u>District</u>		<u>Province</u>	
	<u>Number</u>	<u>Percentage</u>	<u>Number</u>	<u>Percentage</u>	<u>Number</u>	<u>Percentage</u>
School data with 5 or fewer students withheld for reasons of confidentiality						
Memorial University			122	23.1	2,126	39.6
College of the North Atlantic			170	32.1	931	17.3
Marine Institute			6	1.1	112	2.1
Private Colleges			28	5.3	229	4.3
Out of Province Institutions			36	6.8	410	7.6
Working			90	17.0	898	16.7
Unemployed			64	12.1	416	7.7
Other			13	2.5	249	4.6

Of the 5,992 provincial graduates in June 2001, only 621 could not be tracked. It is reasonably certain that none are attending Memorial University, the College of the North Atlantic, or the Marine Institute. While there is a low possibility these graduates are attending a Newfoundland private college or an out of province institution, it is more likely they are working, unemployed, or engaged in other activities.



Follow-Up Report of High School Graduates, June 2001

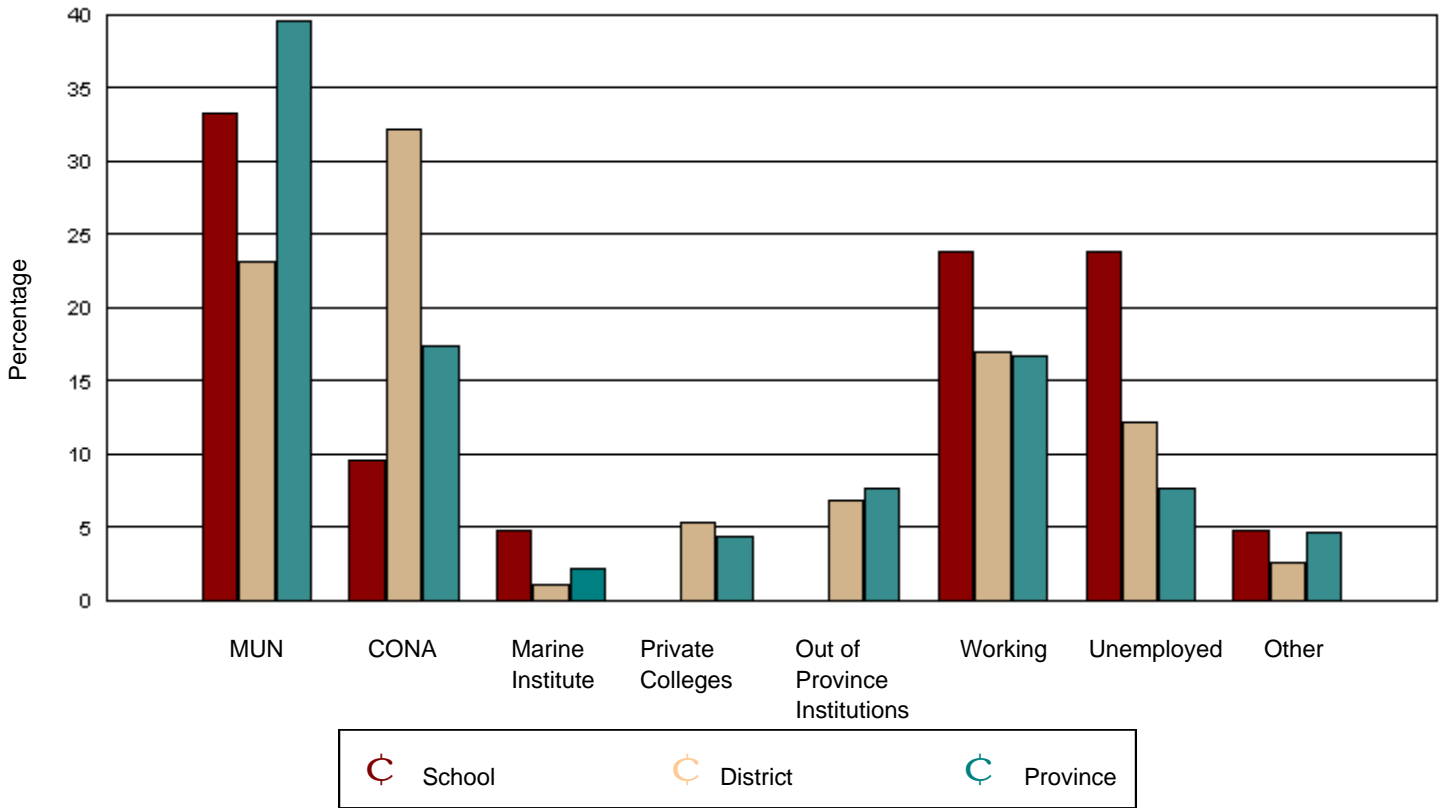
District 5 - Baie Verte/Central/Connaigre

School #: 152

Valmont Academy, King's Point

Grades: K-12

	<u>School</u>		<u>District</u>		<u>Province</u>	
	<u>Number</u>	<u>Percentage</u>	<u>Number</u>	<u>Percentage</u>	<u>Number</u>	<u>Percentage</u>
Memorial University	7	33.3	122	23.1	2,126	39.6
College of the North Atlantic	2	9.5	170	32.1	931	17.3
Marine Institute	1	4.8	6	1.1	112	2.1
Private Colleges	0	0.0	28	5.3	229	4.3
Out of Province Institutions	0	0.0	36	6.8	410	7.6
Working	5	23.8	90	17.0	898	16.7
Unemployed	5	23.8	64	12.1	416	7.7
Other	1	4.8	13	2.5	249	4.6



Valmont Academy had 25 graduates in June 2001. Of these, 21 were tracked and are shown in this report.

District 5 - Baie Verte/Central/Connaigre had 606 graduates in June 2001. Of these, 529 were tracked and are shown in this report.

Source: Department of Youth Services & Post-Secondary Education

Of the 5,992 provincial graduates in June 2001, only 621 could not be tracked. It is reasonably certain that none are attending Memorial University, the College of the North Atlantic, or the Marine Institute. While there is a low possibility these graduates are attending a Newfoundland private college or an out of province institution, it is more likely they are working, unemployed, or engaged in other activities.



Follow-Up Report of High School Graduates, June 2001

District 5 - Baie Verte/Central/Connaigre

School #: 138

Victoria Academy, Gaultois

Grades: 1-12

	<u>School</u>		<u>District</u>		<u>Province</u>	
	<u>Number</u>	<u>Percentage</u>	<u>Number</u>	<u>Percentage</u>	<u>Number</u>	<u>Percentage</u>
School data with 5 or fewer students withheld for reasons of confidentiality						
Memorial University			122	23.1	2,126	39.6
College of the North Atlantic			170	32.1	931	17.3
Marine Institute			6	1.1	112	2.1
Private Colleges			28	5.3	229	4.3
Out of Province Institutions			36	6.8	410	7.6
Working			90	17.0	898	16.7
Unemployed			64	12.1	416	7.7
Other			13	2.5	249	4.6

Of the 5,992 provincial graduates in June 2001, only 621 could not be tracked. It is reasonably certain that none are attending Memorial University, the College of the North Atlantic, or the Marine Institute. While there is a low possibility these graduates are attending a Newfoundland private college or an out of province institution, it is more likely they are working, unemployed, or engaged in other activities.



Follow-Up Report of High School Graduates, June 2001

District 6 - Lewisporte/Gander

School #: 180

A. R. Scammell Academy, Change Islands

Grades: K-12

	<u>School</u>		<u>District</u>		<u>Province</u>	
	<u>Number</u>	<u>Percentage</u>	<u>Number</u>	<u>Percentage</u>	<u>Number</u>	<u>Percentage</u>
School data with 5 or fewer students withheld for reasons of confidentiality						
Memorial University			177	34.5	2,126	39.6
College of the North Atlantic			109	21.2	931	17.3
Marine Institute			19	3.7	112	2.1
Private Colleges			21	4.1	229	4.3
Out of Province Institutions			40	7.8	410	7.6
Working			81	15.8	898	16.7
Unemployed			48	9.4	416	7.7
Other			18	3.5	249	4.6

Of the 5,992 provincial graduates in June 2001, only 621 could not be tracked. It is reasonably certain that none are attending Memorial University, the College of the North Atlantic, or the Marine Institute. While there is a low possibility these graduates are attending a Newfoundland private college or an out of province institution, it is more likely they are working, unemployed, or engaged in other activities.



Follow-Up Report of High School Graduates, June 2001

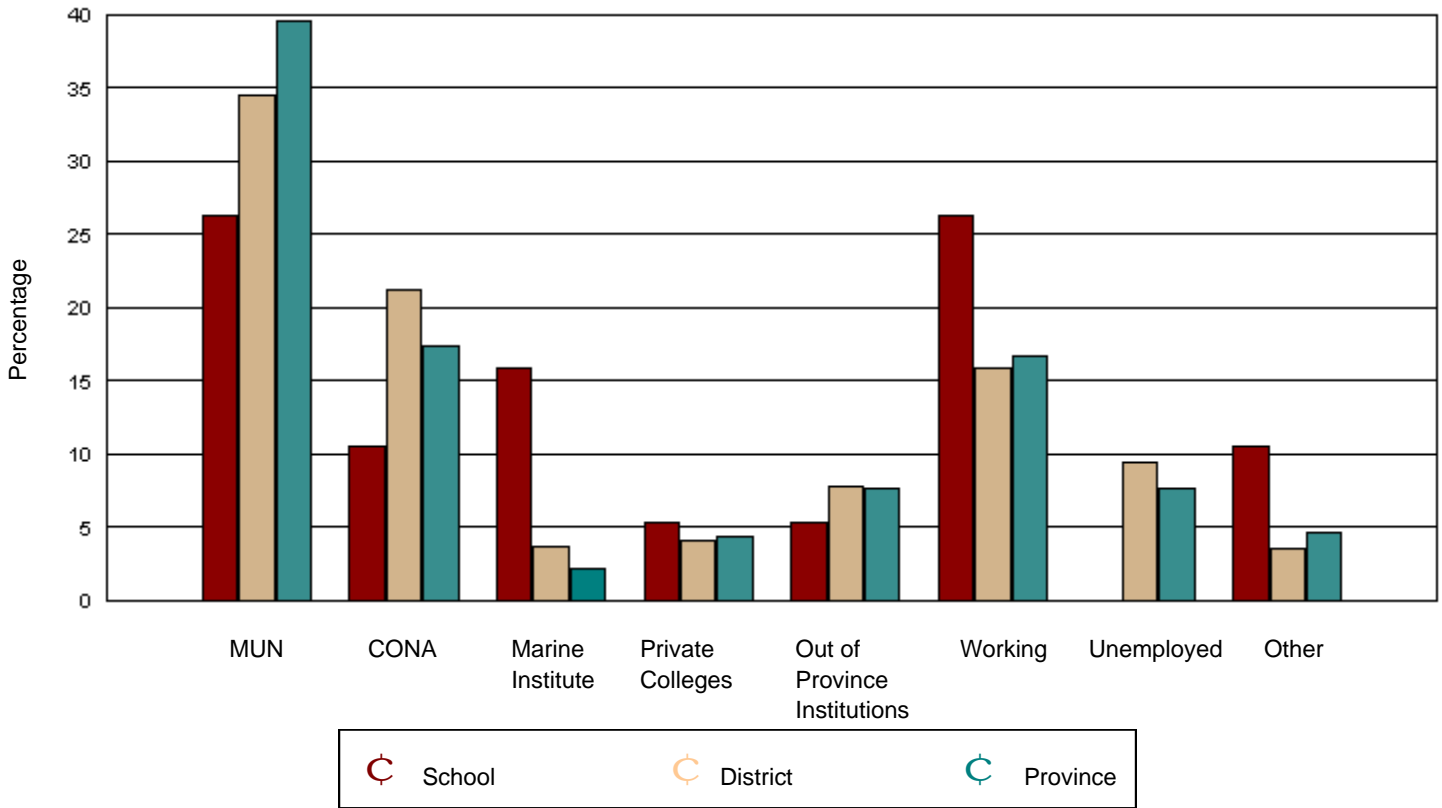
District 6 - Lewisporte/Gander

School #: 178

Carmanville School Complex, Carmanville

Grades: K-12

	School		District		Province	
	Number	Percentage	Number	Percentage	Number	Percentage
Memorial University	5	26.3	177	34.5	2,126	39.6
College of the North Atlantic	2	10.5	109	21.2	931	17.3
Marine Institute	3	15.8	19	3.7	112	2.1
Private Colleges	1	5.3	21	4.1	229	4.3
Out of Province Institutions	1	5.3	40	7.8	410	7.6
Working	5	26.3	81	15.8	898	16.7
Unemployed	0	0.0	48	9.4	416	7.7
Other	2	10.5	18	3.5	249	4.6



Carmanville School Complex had 23 graduates in June 2001. Of these, 19 were tracked and are shown in this report.
 District 6 - Lewisporte/Gander had 565 graduates in June 2001. Of these, 513 were tracked and are shown in this report.

Source: Department of Youth Services & Post-Secondary Education

Of the 5,992 provincial graduates in June 2001, only 621 could not be tracked. It is reasonably certain that none are attending Memorial University, the College of the North Atlantic, or the Marine Institute. While there is a low possibility these graduates are attending a Newfoundland private college or an out of province institution, it is more likely they are working, unemployed, or engaged in other activities.



Follow-Up Report of High School Graduates, June 2001

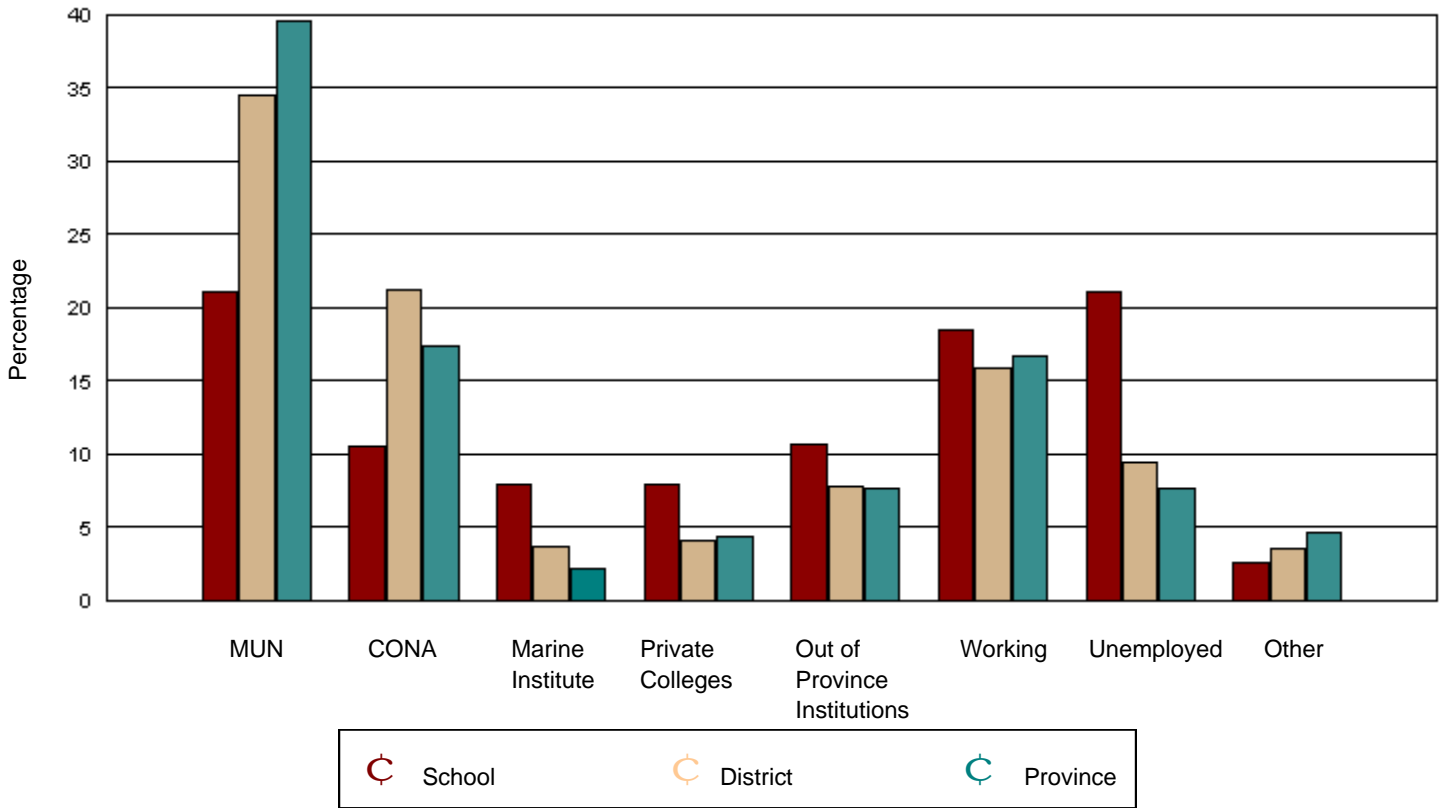
District 6 - Lewisporte/Gander

School #: 203

Coaker Academy, Virgin Arm

Grades: 9-12

	<u>School</u>		<u>District</u>		<u>Province</u>	
	Number	Percentage	Number	Percentage	Number	Percentage
Memorial University	8	21.1	177	34.5	2,126	39.6
College of the North Atlantic	4	10.5	109	21.2	931	17.3
Marine Institute	3	7.9	19	3.7	112	2.1
Private Colleges	3	7.9	21	4.1	229	4.3
Out of Province Institutions	4	10.6	40	7.8	410	7.6
Working	7	18.4	81	15.8	898	16.7
Unemployed	8	21.1	48	9.4	416	7.7
Other	1	2.6	18	3.5	249	4.6



Coaker Academy had 45 graduates in June 2001. Of these, 38 were tracked and are shown in this report.

District 6 - Lewisporte/Gander had 565 graduates in June 2001. Of these, 513 were tracked and are shown in this report.

Source: Department of Youth Services & Post-Secondary Education

Of the 5,992 provincial graduates in June 2001, only 621 could not be tracked. It is reasonably certain that none are attending Memorial University, the College of the North Atlantic, or the Marine Institute. While there is a low possibility these graduates are attending a Newfoundland private college or an out of province institution, it is more likely they are working, unemployed, or engaged in other activities.



Follow-Up Report of High School Graduates, June 2001

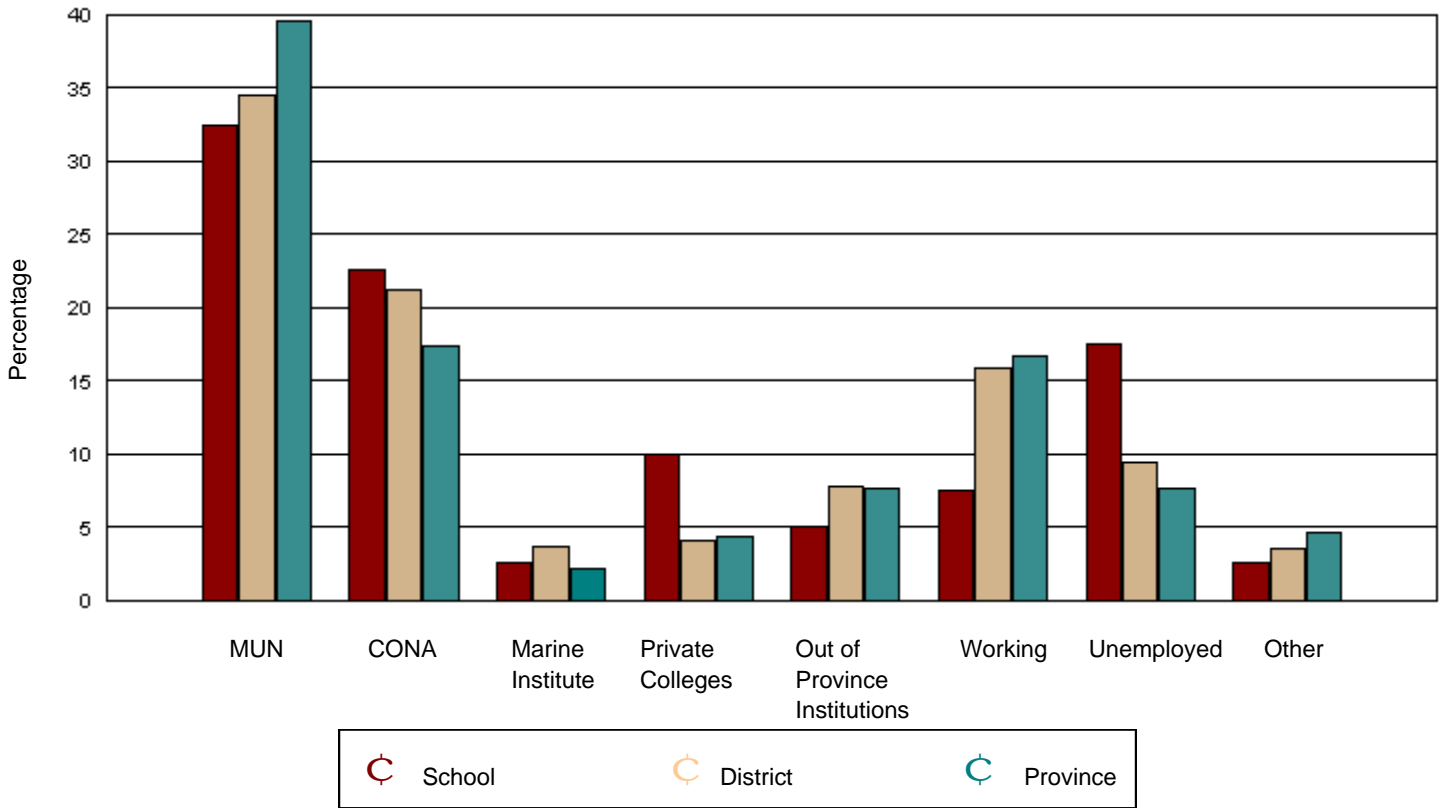
District 6 - Lewisporte/Gander

School #: 414

Fogo Island Central Academy, Fogo Island

Grades: K-12

	School		District		Province	
	Number	Percentage	Number	Percentage	Number	Percentage
Memorial University	13	32.5	177	34.5	2,126	39.6
College of the North Atlantic	9	22.5	109	21.2	931	17.3
Marine Institute	1	2.5	19	3.7	112	2.1
Private Colleges	4	10.0	21	4.1	229	4.3
Out of Province Institutions	2	5.0	40	7.8	410	7.6
Working	3	7.5	81	15.8	898	16.7
Unemployed	7	17.5	48	9.4	416	7.7
Other	1	2.5	18	3.5	249	4.6



Fogo Island Central Academy had 49 graduates in June 2001. Of these, 40 were tracked and are shown in this report.

District 6 - Lewisporte/Gander had 565 graduates in June 2001. Of these, 513 were tracked and are shown in this report.

Source: Department of Youth Services & Post-Secondary Education

Of the 5,992 provincial graduates in June 2001, only 621 could not be tracked. It is reasonably certain that none are attending Memorial University, the College of the North Atlantic, or the Marine Institute. While there is a low possibility these graduates are attending a Newfoundland private college or an out of province institution, it is more likely they are working, unemployed, or engaged in other activities.



Follow-Up Report of High School Graduates, June 2001

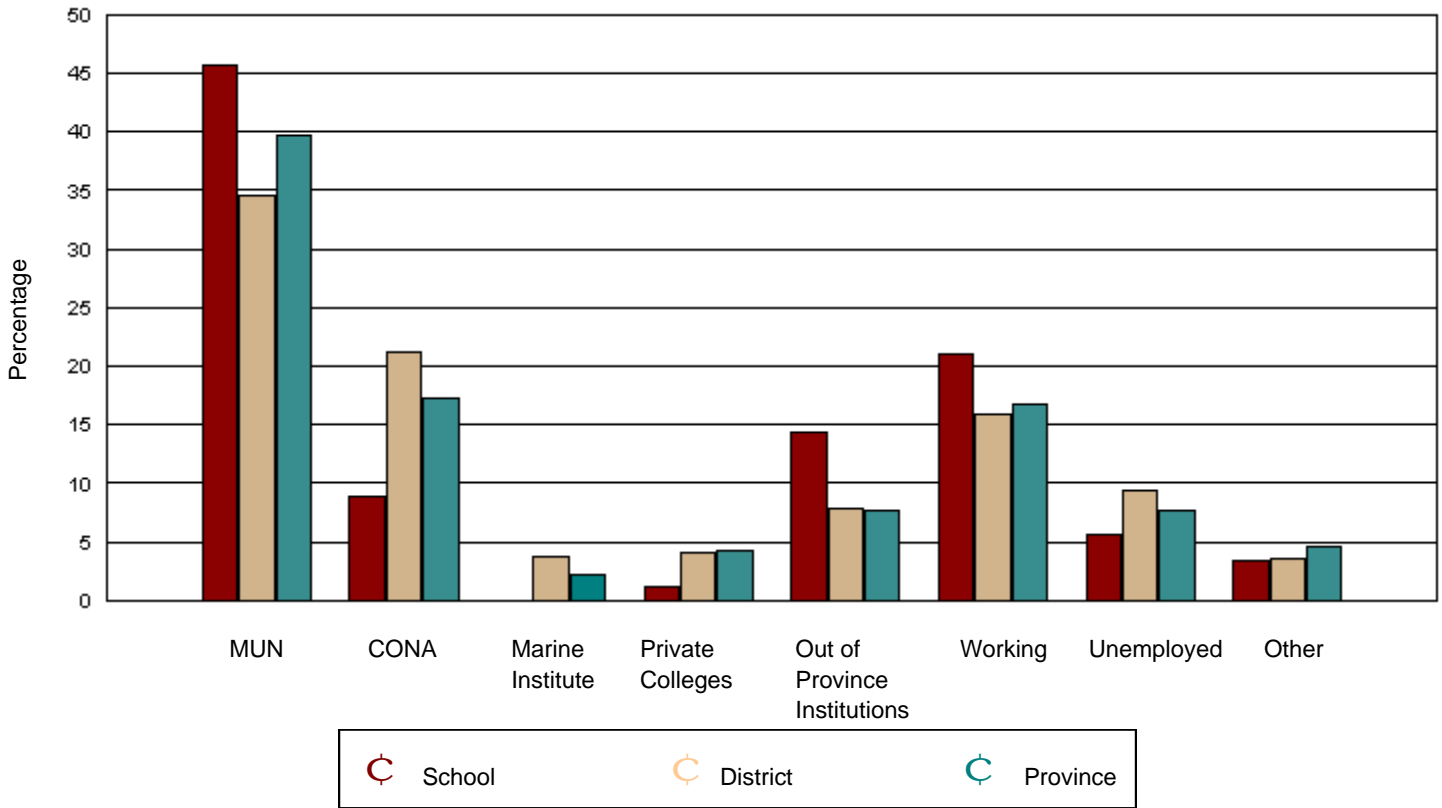
District 6 - Lewisporte/Gander

School #: 418

Gander Collegiate, Gander

Grades: 10-12

	School		District		Province	
	Number	Percentage	Number	Percentage	Number	Percentage
Memorial University	41	45.6	177	34.5	2,126	39.6
College of the North Atlantic	8	8.9	109	21.2	931	17.3
Marine Institute	0	0.0	19	3.7	112	2.1
Private Colleges	1	1.1	21	4.1	229	4.3
Out of Province Institutions	13	14.4	40	7.8	410	7.6
Working	19	21.1	81	15.8	898	16.7
Unemployed	5	5.6	48	9.4	416	7.7
Other	3	3.3	18	3.5	249	4.6



Gander Collegiate had 98 graduates in June 2001. Of these, 90 were tracked and are shown in this report.

District 6 - Lewisporte/Gander had 565 graduates in June 2001. Of these, 513 were tracked and are shown in this report.

Source: Department of Youth Services & Post-Secondary Education

Of the 5,992 provincial graduates in June 2001, only 621 could not be tracked. It is reasonably certain that none are attending Memorial University, the College of the North Atlantic, or the Marine Institute. While there is a low possibility these graduates are attending a Newfoundland private college or an out of province institution, it is more likely they are working, unemployed, or engaged in other activities.



Follow-Up Report of High School Graduates, June 2001

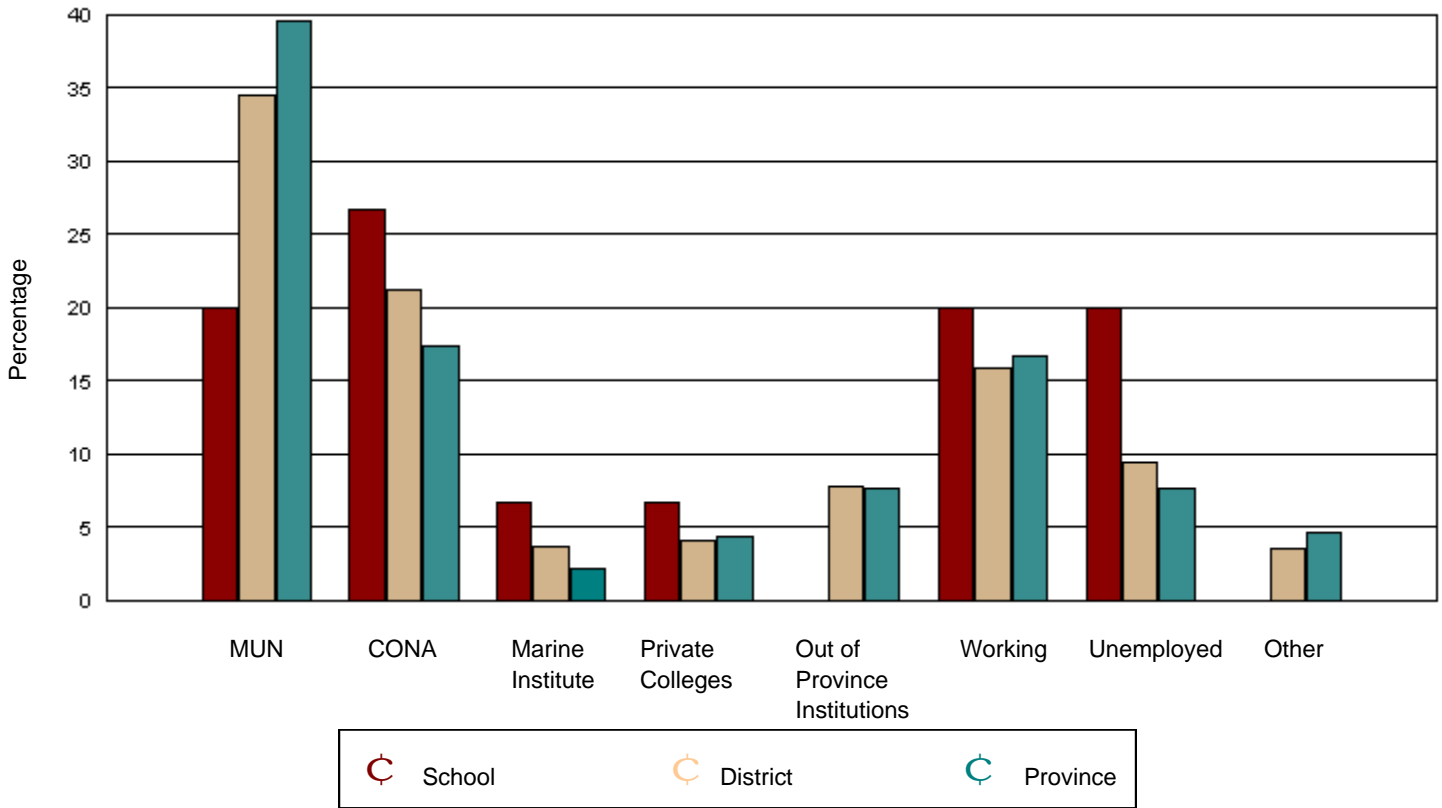
District 6 - Lewisporte/Gander

School #: 194

Gill Memorial Academy, Musgrave Harbour

Grades: K-12

	School		District		Province	
	Number	Percentage	Number	Percentage	Number	Percentage
Memorial University	3	20.0	177	34.5	2,126	39.6
College of the North Atlantic	4	26.7	109	21.2	931	17.3
Marine Institute	1	6.7	19	3.7	112	2.1
Private Colleges	1	6.7	21	4.1	229	4.3
Out of Province Institutions	0	0.0	40	7.8	410	7.6
Working	3	20.0	81	15.8	898	16.7
Unemployed	3	20.0	48	9.4	416	7.7
Other	0	0.0	18	3.5	249	4.6



Gill Memorial Academy had 20 graduates in June 2001. Of these, 15 were tracked and are shown in this report.

District 6 - Lewisporte/Gander had 565 graduates in June 2001. Of these, 513 were tracked and are shown in this report.

Source: Department of Youth Services & Post-Secondary Education

Of the 5,992 provincial graduates in June 2001, only 621 could not be tracked. It is reasonably certain that none are attending Memorial University, the College of the North Atlantic, or the Marine Institute. While there is a low possibility these graduates are attending a Newfoundland private college or an out of province institution, it is more likely they are working, unemployed, or engaged in other activities.



Follow-Up Report of High School Graduates, June 2001

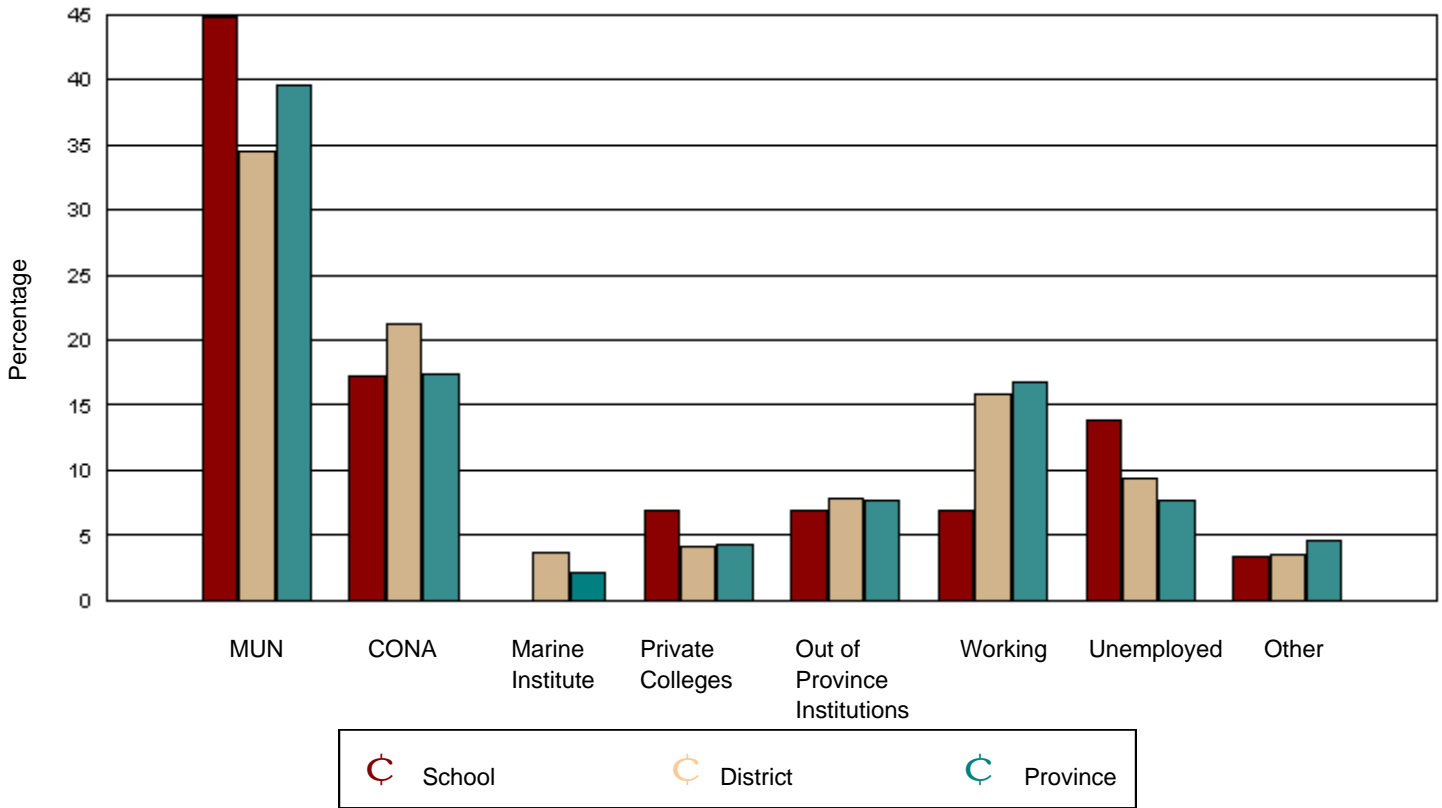
District 6 - Lewisporte/Gander

School #: 422

Glovertown Academy, Glovertown

Grades: K-12

	<u>School</u>		<u>District</u>		<u>Province</u>	
	Number	Percentage	Number	Percentage	Number	Percentage
Memorial University	13	44.8	177	34.5	2,126	39.6
College of the North Atlantic	5	17.2	109	21.2	931	17.3
Marine Institute	0	0.0	19	3.7	112	2.1
Private Colleges	2	6.9	21	4.1	229	4.3
Out of Province Institutions	2	6.9	40	7.8	410	7.6
Working	2	6.9	81	15.8	898	16.7
Unemployed	4	13.8	48	9.4	416	7.7
Other	1	3.4	18	3.5	249	4.6



Glovertown Academy had 31 graduates in June 2001. Of these, 29 were tracked and are shown in this report.

District 6 - Lewisporte/Gander had 565 graduates in June 2001. Of these, 513 were tracked and are shown in this report.

Source: Department of Youth Services & Post-Secondary Education

Of the 5,992 provincial graduates in June 2001, only 621 could not be tracked. It is reasonably certain that none are attending Memorial University, the College of the North Atlantic, or the Marine Institute. While there is a low possibility these graduates are attending a Newfoundland private college or an out of province institution, it is more likely they are working, unemployed, or engaged in other activities.



Follow-Up Report of High School Graduates, June 2001

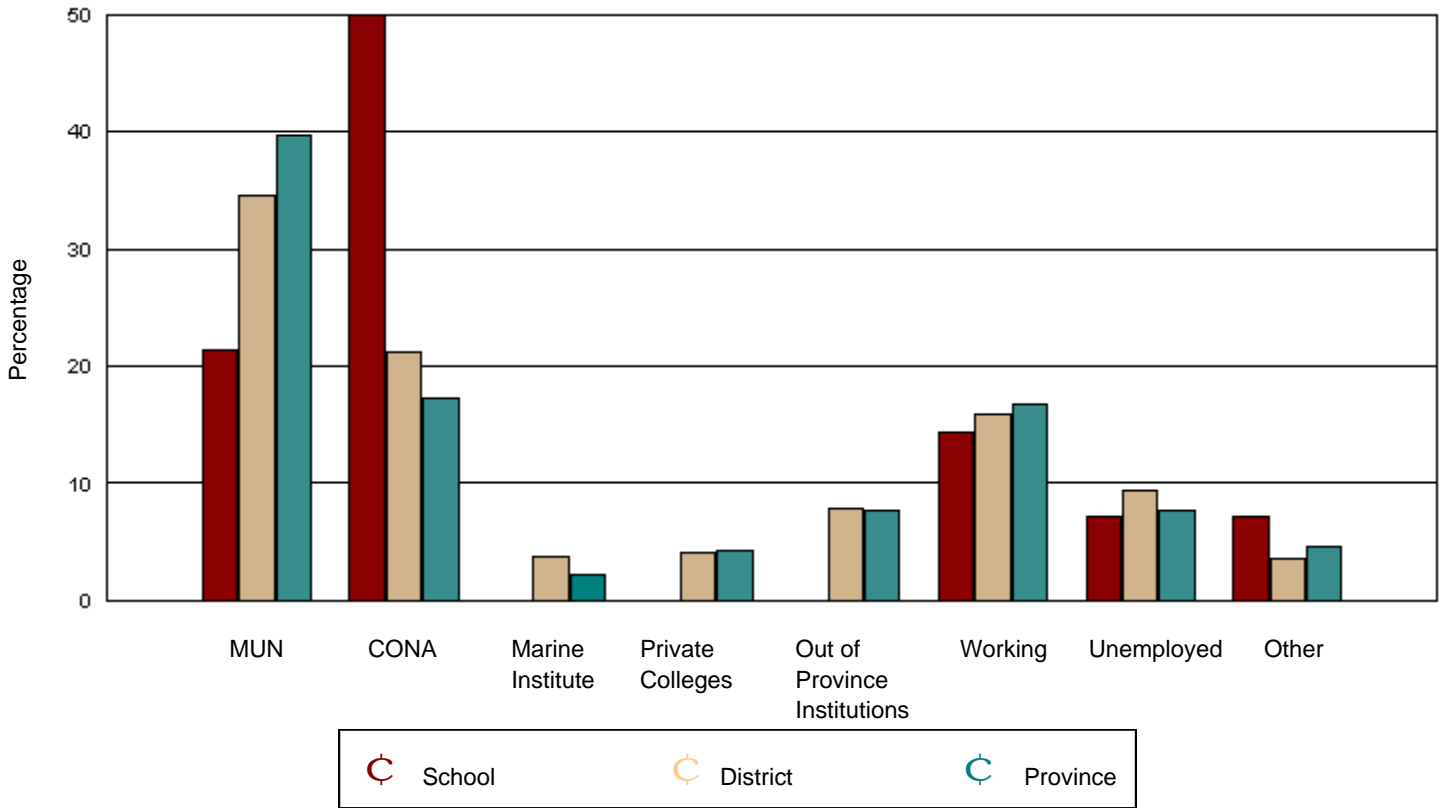
District 6 - Lewisporte/Gander

School #: 413

Holy Cross School Complex, Eastport

Grades: K-12

	<u>School</u>		<u>District</u>		<u>Province</u>	
	Number	Percentage	Number	Percentage	Number	Percentage
Memorial University	3	21.4	177	34.5	2,126	39.6
College of the North Atlantic	7	50.0	109	21.2	931	17.3
Marine Institute	0	0.0	19	3.7	112	2.1
Private Colleges	0	0.0	21	4.1	229	4.3
Out of Province Institutions	0	0.0	40	7.8	410	7.6
Working	2	14.3	81	15.8	898	16.7
Unemployed	1	7.1	48	9.4	416	7.7
Other	1	7.1	18	3.5	249	4.6



Holy Cross School Complex had 14 graduates in June 2001. Of these, 14 were tracked and are shown in this report.

District 6 - Lewisporte/Gander had 565 graduates in June 2001. Of these, 513 were tracked and are shown in this report.

Source: Department of Youth Services & Post-Secondary Education

Of the 5,992 provincial graduates in June 2001, only 621 could not be tracked. It is reasonably certain that none are attending Memorial University, the College of the North Atlantic, or the Marine Institute. While there is a low possibility these graduates are attending a Newfoundland private college or an out of province institution, it is more likely they are working, unemployed, or engaged in other activities.



Follow-Up Report of High School Graduates, June 2001

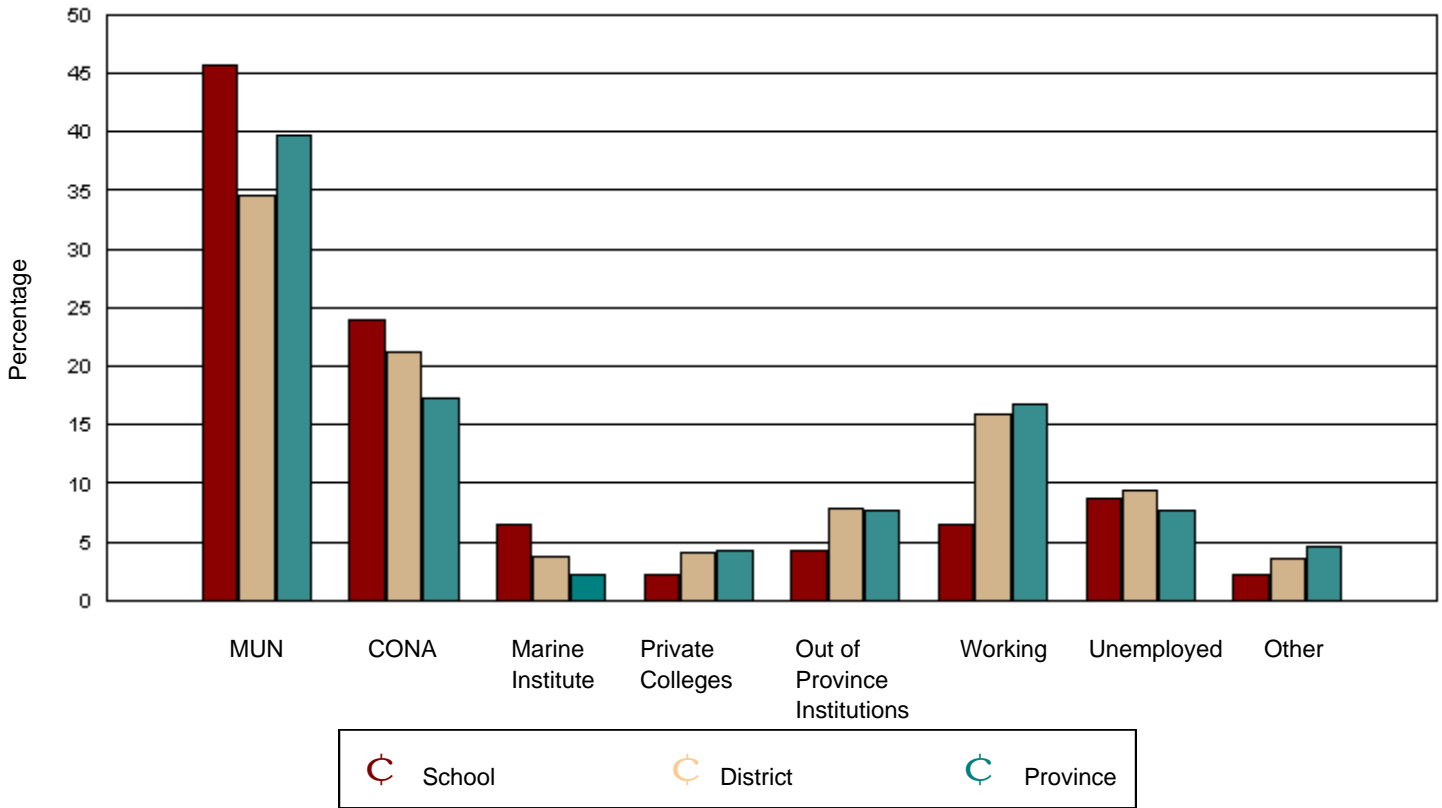
District 6 - Lewisporte/Gander

School #: 201

J.M. Olds Collegiate, Twillingate

Grades: 7-12

	<u>School</u>		<u>District</u>		<u>Province</u>	
	Number	Percentage	Number	Percentage	Number	Percentage
Memorial University	21	45.7	177	34.5	2,126	39.6
College of the North Atlantic	11	23.9	109	21.2	931	17.3
Marine Institute	3	6.5	19	3.7	112	2.1
Private Colleges	1	2.2	21	4.1	229	4.3
Out of Province Institutions	2	4.3	40	7.8	410	7.6
Working	3	6.5	81	15.8	898	16.7
Unemployed	4	8.7	48	9.4	416	7.7
Other	1	2.2	18	3.5	249	4.6



J.M. Olds Collegiate had 48 graduates in June 2001. Of these, 46 were tracked and are shown in this report.

District 6 - Lewisporte/Gander had 565 graduates in June 2001. Of these, 513 were tracked and are shown in this report.

Source: Department of Youth Services & Post-Secondary Education

Of the 5,992 provincial graduates in June 2001, only 621 could not be tracked. It is reasonably certain that none are attending Memorial University, the College of the North Atlantic, or the Marine Institute. While there is a low possibility these graduates are attending a Newfoundland private college or an out of province institution, it is more likely they are working, unemployed, or engaged in other activities.



Follow-Up Report of High School Graduates, June 2001

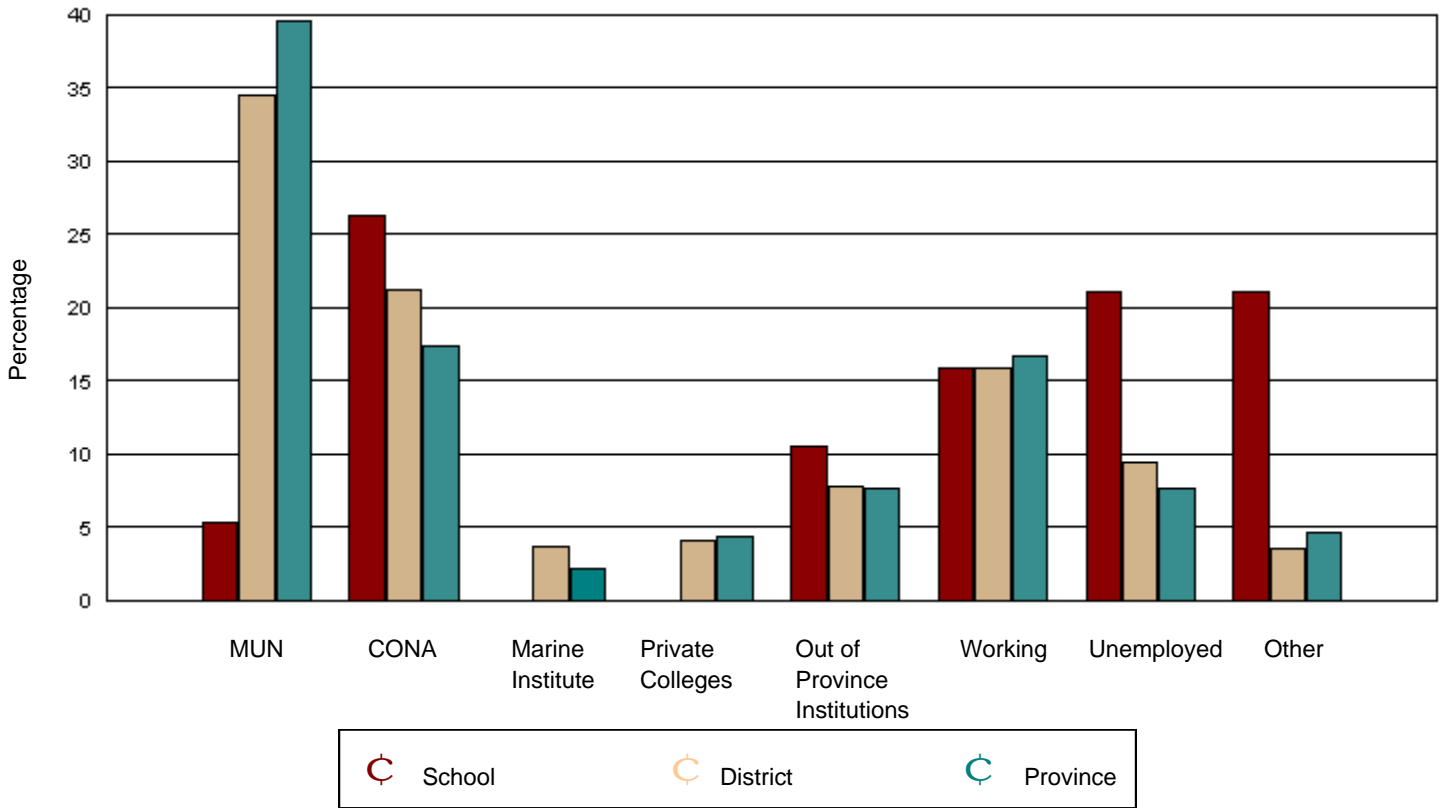
District 6 - Lewisporte/Gander

School #: 187

Jane Collins Academy, Hare Bay

Grades: 9-12

	School		District		Province	
	Number	Percentage	Number	Percentage	Number	Percentage
Memorial University	1	5.3	177	34.5	2,126	39.6
College of the North Atlantic	5	26.3	109	21.2	931	17.3
Marine Institute	0	0.0	19	3.7	112	2.1
Private Colleges	0	0.0	21	4.1	229	4.3
Out of Province Institutions	2	10.5	40	7.8	410	7.6
Working	3	15.8	81	15.8	898	16.7
Unemployed	4	21.1	48	9.4	416	7.7
Other	4	21.1	18	3.5	249	4.6



Jane Collins Academy had 20 graduates in June 2001. Of these, 19 were tracked and are shown in this report.
 District 6 - Lewisporte/Gander had 565 graduates in June 2001. Of these, 513 were tracked and are shown in this report.

Source: Department of Youth Services & Post-Secondary Education

Of the 5,992 provincial graduates in June 2001, only 621 could not be tracked. It is reasonably certain that none are attending Memorial University, the College of the North Atlantic, or the Marine Institute. While there is a low possibility these graduates are attending a Newfoundland private college or an out of province institution, it is more likely they are working, unemployed, or engaged in other activities.



Follow-Up Report of High School Graduates, June 2001

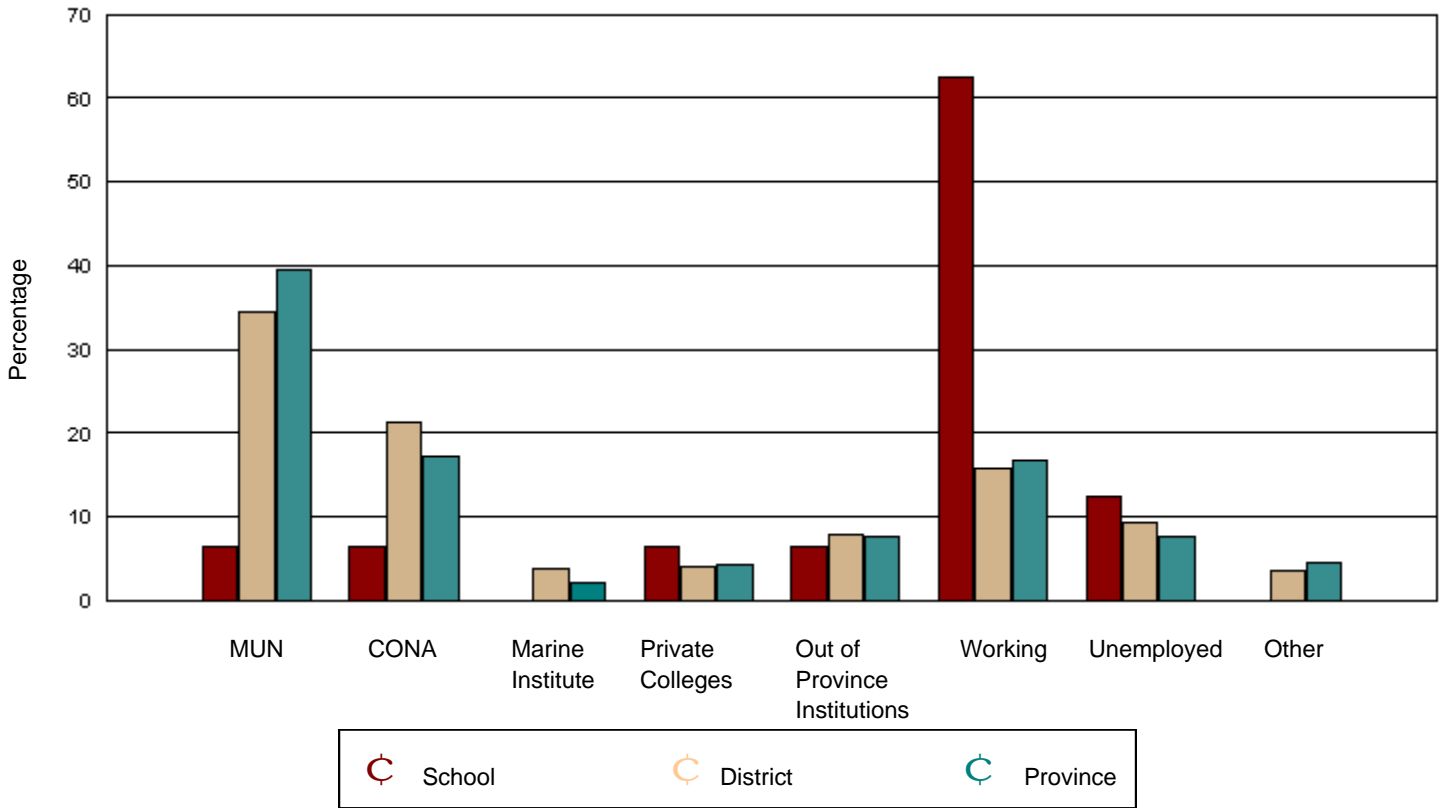
District 6 - Lewisporte/Gander

School #: 421

Lakewood Academy, Glenwood

Grades: K-12

	School		District		Province	
	Number	Percentage	Number	Percentage	Number	Percentage
Memorial University	1	6.3	177	34.5	2,126	39.6
College of the North Atlantic	1	6.3	109	21.2	931	17.3
Marine Institute	0	0.0	19	3.7	112	2.1
Private Colleges	1	6.3	21	4.1	229	4.3
Out of Province Institutions	1	6.3	40	7.8	410	7.6
Working	10	62.5	81	15.8	898	16.7
Unemployed	2	12.5	48	9.4	416	7.7
Other	0	0.0	18	3.5	249	4.6



Lakewood Academy had 17 graduates in June 2001. Of these, 16 were tracked and are shown in this report.

District 6 - Lewisporte/Gander had 565 graduates in June 2001. Of these, 513 were tracked and are shown in this report.

Source: Department of Youth Services & Post-Secondary Education

Of the 5,992 provincial graduates in June 2001, only 621 could not be tracked. It is reasonably certain that none are attending Memorial University, the College of the North Atlantic, or the Marine Institute. While there is a low possibility these graduates are attending a Newfoundland private college or an out of province institution, it is more likely they are working, unemployed, or engaged in other activities.



Follow-Up Report of High School Graduates, June 2001

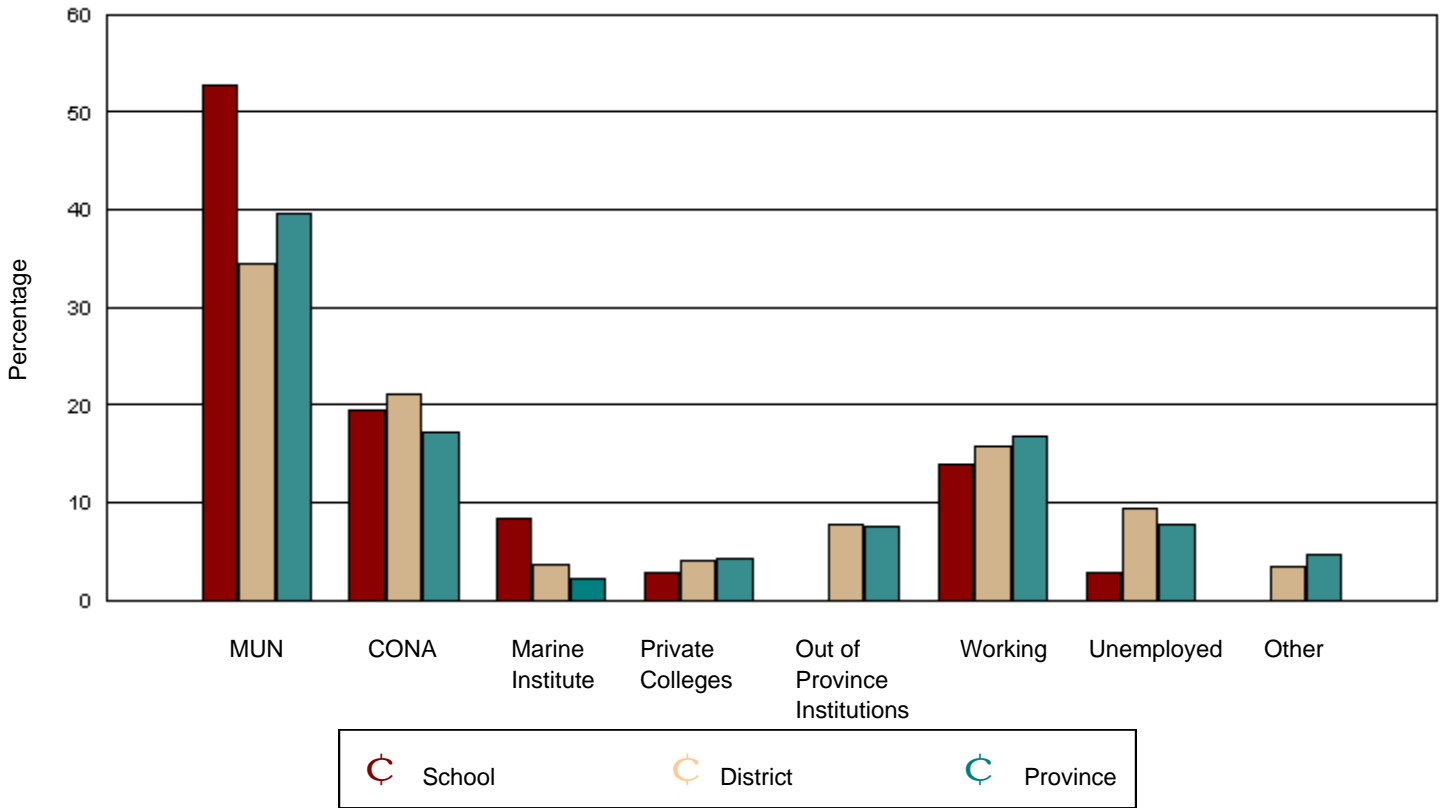
District 6 - Lewisporte/Gander

School #: 204

Lester Pearson Memorial High, Wesleyville

Grades: 7-12

	<u>School</u>		<u>District</u>		<u>Province</u>	
	<u>Number</u>	<u>Percentage</u>	<u>Number</u>	<u>Percentage</u>	<u>Number</u>	<u>Percentage</u>
Memorial University	19	52.8	177	34.5	2,126	39.6
College of the North Atlantic	7	19.4	109	21.2	931	17.3
Marine Institute	3	8.3	19	3.7	112	2.1
Private Colleges	1	2.8	21	4.1	229	4.3
Out of Province Institutions	0	0.0	40	7.8	410	7.6
Working	5	13.9	81	15.8	898	16.7
Unemployed	1	2.8	48	9.4	416	7.7
Other	0	0.0	18	3.5	249	4.6



Lester Pearson Memorial High had 39 graduates in June 2001. Of these, 36 were tracked and are shown in this report.
 District 6 - Lewisporte/Gander had 565 graduates in June 2001. Of these, 513 were tracked and are shown in this report.

Source: Department of Youth Services & Post-Secondary Education

Of the 5,992 provincial graduates in June 2001, only 621 could not be tracked. It is reasonably certain that none are attending Memorial University, the College of the North Atlantic, or the Marine Institute. While there is a low possibility these graduates are attending a Newfoundland private college or an out of province institution, it is more likely they are working, unemployed, or engaged in other activities.



Follow-Up Report of High School Graduates, June 2001

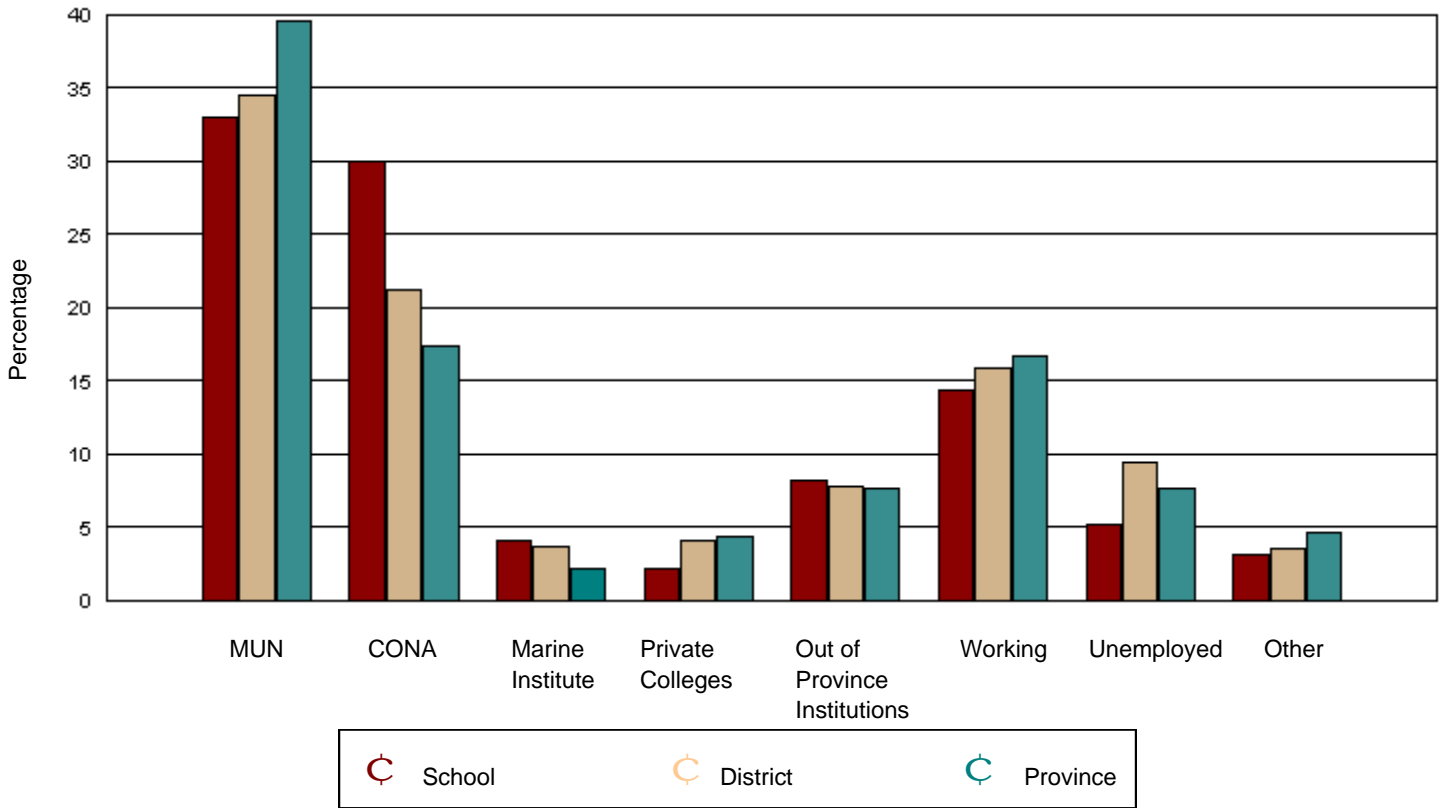
District 6 - Lewisporte/Gander

School #: 190

Lewisporte Collegiate, Lewisporte

Grades: 10-12

	<u>School</u>		<u>District</u>		<u>Province</u>	
	<u>Number</u>	<u>Percentage</u>	<u>Number</u>	<u>Percentage</u>	<u>Number</u>	<u>Percentage</u>
Memorial University	32	33.0	177	34.5	2,126	39.6
College of the North Atlantic	29	29.9	109	21.2	931	17.3
Marine Institute	4	4.1	19	3.7	112	2.1
Private Colleges	2	2.1	21	4.1	229	4.3
Out of Province Institutions	8	8.2	40	7.8	410	7.6
Working	14	14.4	81	15.8	898	16.7
Unemployed	5	5.2	48	9.4	416	7.7
Other	3	3.1	18	3.5	249	4.6



Lewisporte Collegiate had 103 graduates in June 2001. Of these, 97 were tracked and are shown in this report.

District 6 - Lewisporte/Gander had 565 graduates in June 2001. Of these, 513 were tracked and are shown in this report.

Source: Department of Youth Services & Post-Secondary Education

Of the 5,992 provincial graduates in June 2001, only 621 could not be tracked. It is reasonably certain that none are attending Memorial University, the College of the North Atlantic, or the Marine Institute. While there is a low possibility these graduates are attending a Newfoundland private college or an out of province institution, it is more likely they are working, unemployed, or engaged in other activities.



Follow-Up Report of High School Graduates, June 2001

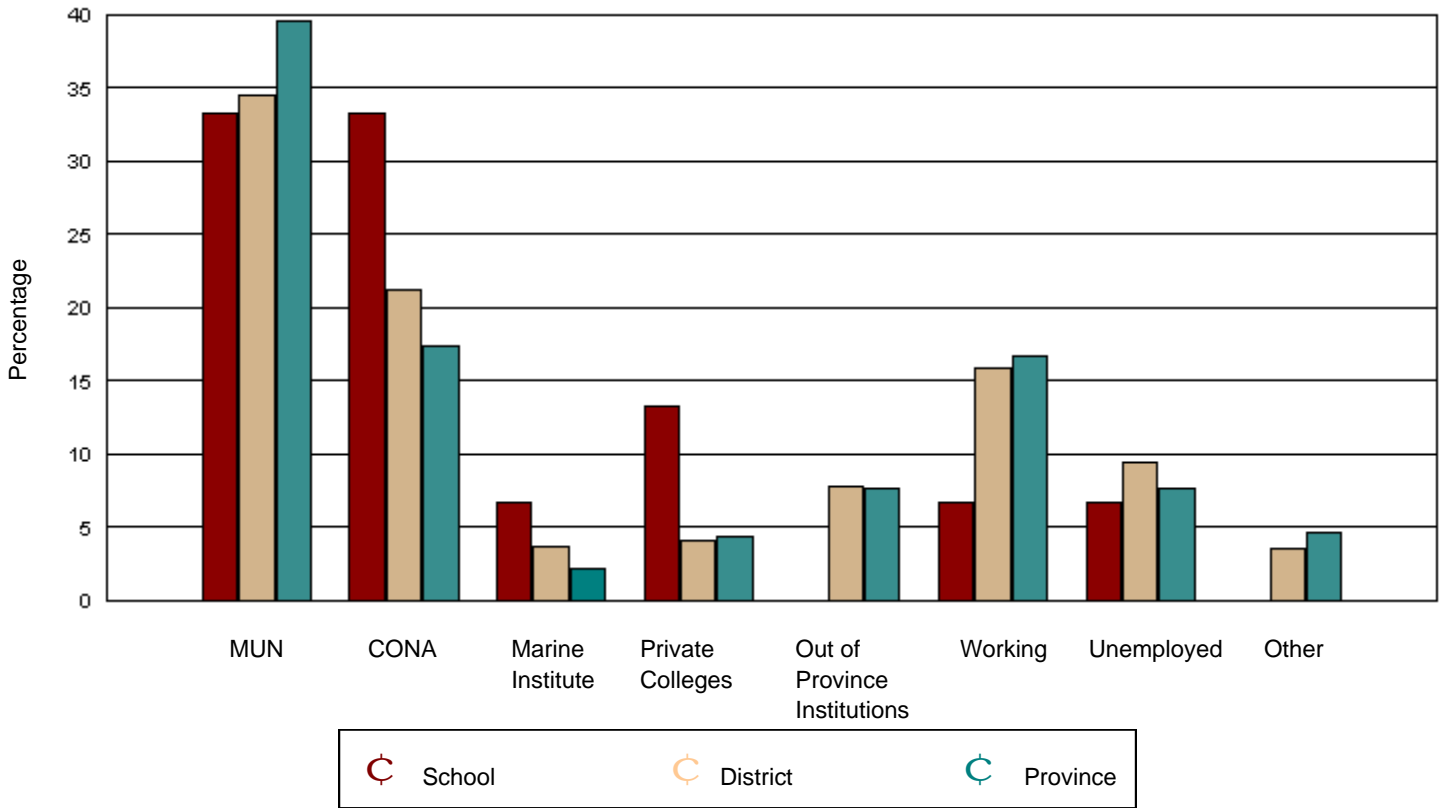
District 6 - Lewisporte/Gander

School #: 192

Lumsden School Complex, Lumsden

Grades: K-12

	<u>School</u>		<u>District</u>		<u>Province</u>	
	Number	Percentage	Number	Percentage	Number	Percentage
Memorial University	5	33.3	177	34.5	2,126	39.6
College of the North Atlantic	5	33.3	109	21.2	931	17.3
Marine Institute	1	6.7	19	3.7	112	2.1
Private Colleges	2	13.3	21	4.1	229	4.3
Out of Province Institutions	0	0.0	40	7.8	410	7.6
Working	1	6.7	81	15.8	898	16.7
Unemployed	1	6.7	48	9.4	416	7.7
Other	0	0.0	18	3.5	249	4.6



Lumsden School Complex had 15 graduates in June 2001. Of these, 15 were tracked and are shown in this report.

District 6 - Lewisporte/Gander had 565 graduates in June 2001. Of these, 513 were tracked and are shown in this report.

Source: Department of Youth Services & Post-Secondary Education

Of the 5,992 provincial graduates in June 2001, only 621 could not be tracked. It is reasonably certain that none are attending Memorial University, the College of the North Atlantic, or the Marine Institute. While there is a low possibility these graduates are attending a Newfoundland private college or an out of province institution, it is more likely they are working, unemployed, or engaged in other activities.



Follow-Up Report of High School Graduates, June 2001

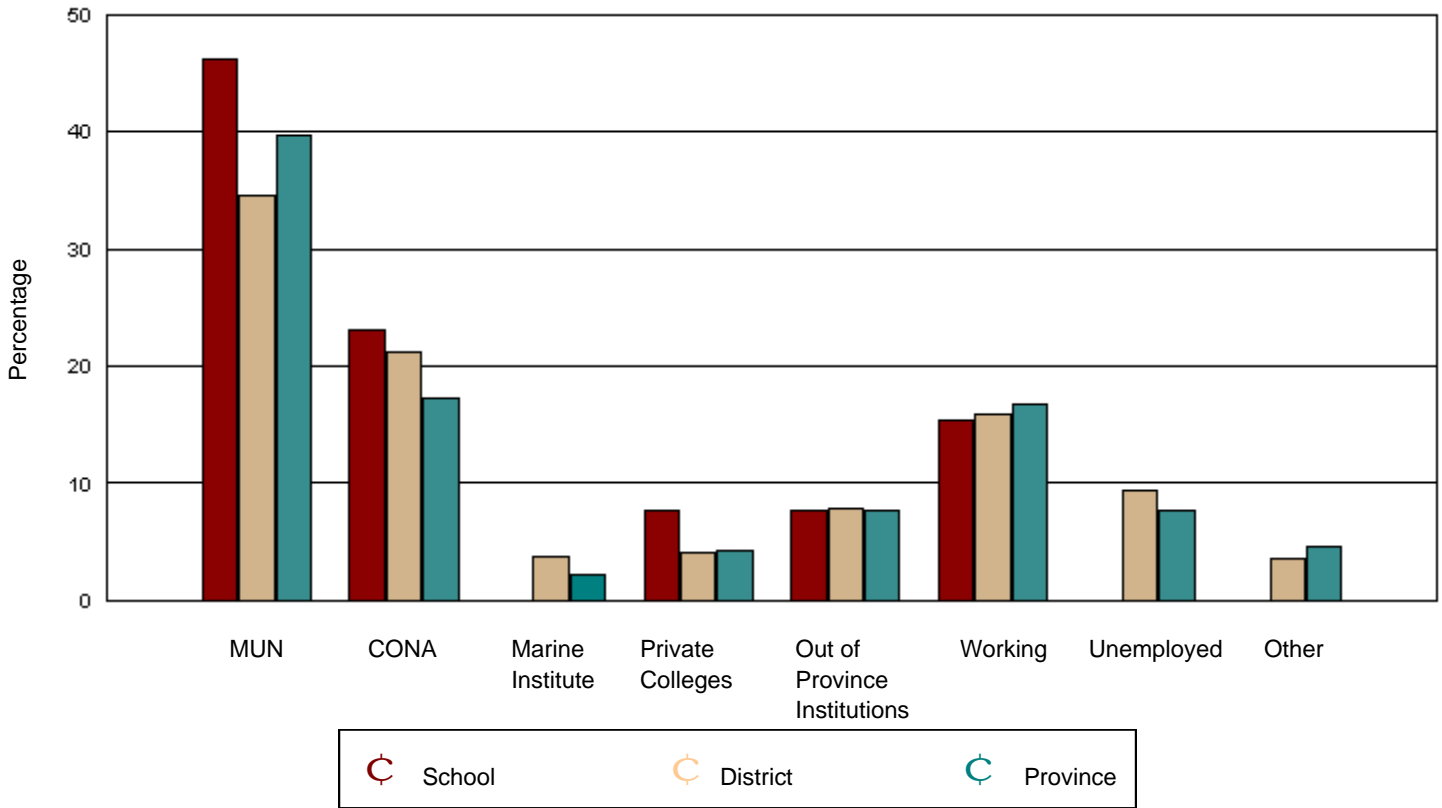
District 6 - Lewisporte/Gander

School #: 206

Riverwood Academy, Wing's Point

Grades: K-12

	School		District		Province	
	Number	Percentage	Number	Percentage	Number	Percentage
Memorial University	6	46.2	177	34.5	2,126	39.6
College of the North Atlantic	3	23.1	109	21.2	931	17.3
Marine Institute	0	0.0	19	3.7	112	2.1
Private Colleges	1	7.7	21	4.1	229	4.3
Out of Province Institutions	1	7.7	40	7.8	410	7.6
Working	2	15.4	81	15.8	898	16.7
Unemployed	0	0.0	48	9.4	416	7.7
Other	0	0.0	18	3.5	249	4.6



Riverwood Academy had 13 graduates in June 2001. Of these, 13 were tracked and are shown in this report.

District 6 - Lewisporte/Gander had 565 graduates in June 2001. Of these, 513 were tracked and are shown in this report.

Source: Department of Youth Services & Post-Secondary Education

Of the 5,992 provincial graduates in June 2001, only 621 could not be tracked. It is reasonably certain that none are attending Memorial University, the College of the North Atlantic, or the Marine Institute. While there is a low possibility these graduates are attending a Newfoundland private college or an out of province institution, it is more likely they are working, unemployed, or engaged in other activities.



Follow-Up Report of High School Graduates, June 2001

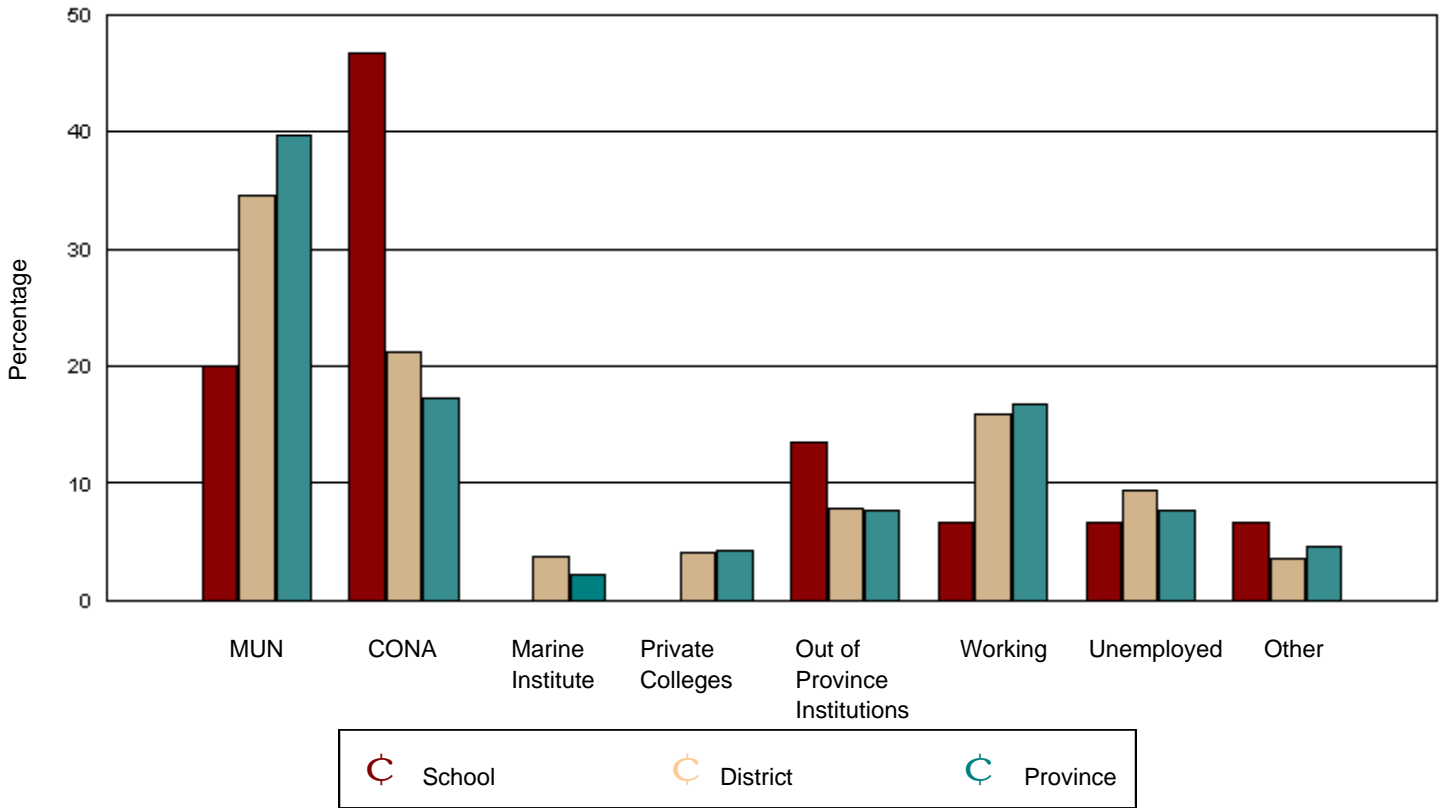
District 6 - Lewisporte/Gander

School #: 416

Smallwood Academy, Gambo

Grades: K-12

	<u>School</u>		<u>District</u>		<u>Province</u>	
	Number	Percentage	Number	Percentage	Number	Percentage
Memorial University	3	20.0	177	34.5	2,126	39.6
College of the North Atlantic	7	46.7	109	21.2	931	17.3
Marine Institute	0	0.0	19	3.7	112	2.1
Private Colleges	0	0.0	21	4.1	229	4.3
Out of Province Institutions	2	13.4	40	7.8	410	7.6
Working	1	6.7	81	15.8	898	16.7
Unemployed	1	6.7	48	9.4	416	7.7
Other	1	6.7	18	3.5	249	4.6



Smallwood Academy had 17 graduates in June 2001. Of these, 15 were tracked and are shown in this report.
 District 6 - Lewisporte/Gander had 565 graduates in June 2001. Of these, 513 were tracked and are shown in this report.

Source: Department of Youth Services & Post-Secondary Education

Of the 5,992 provincial graduates in June 2001, only 621 could not be tracked. It is reasonably certain that none are attending Memorial University, the College of the North Atlantic, or the Marine Institute. While there is a low possibility these graduates are attending a Newfoundland private college or an out of province institution, it is more likely they are working, unemployed, or engaged in other activities.



Follow-Up Report of High School Graduates, June 2001

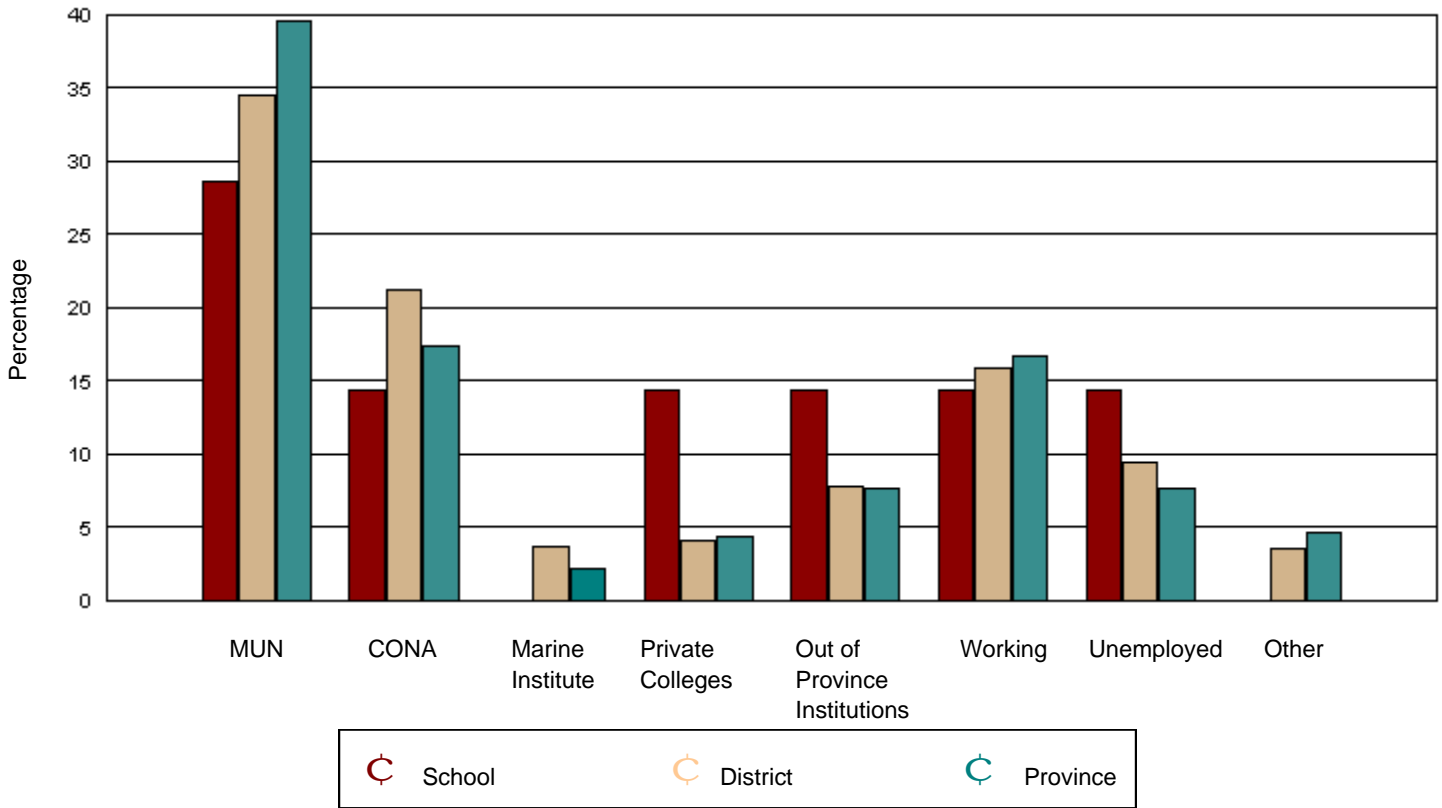
District 6 - Lewisporte/Gander

School #: 196

St. Gabriel's AG, St. Brendan's

Grades: K-12

	School		District		Province	
	Number	Percentage	Number	Percentage	Number	Percentage
Memorial University	2	28.6	177	34.5	2,126	39.6
College of the North Atlantic	1	14.3	109	21.2	931	17.3
Marine Institute	0	0.0	19	3.7	112	2.1
Private Colleges	1	14.3	21	4.1	229	4.3
Out of Province Institutions	1	14.3	40	7.8	410	7.6
Working	1	14.3	81	15.8	898	16.7
Unemployed	1	14.3	48	9.4	416	7.7
Other	0	0.0	18	3.5	249	4.6



St. Gabriel's AG had 7 graduates in June 2001. Of these, 7 were tracked and are shown in this report.

District 6 - Lewisporte/Gander had 565 graduates in June 2001. Of these, 513 were tracked and are shown in this report.

Source: Department of Youth Services & Post-Secondary Education

Of the 5,992 provincial graduates in June 2001, only 621 could not be tracked. It is reasonably certain that none are attending Memorial University, the College of the North Atlantic, or the Marine Institute. While there is a low possibility these graduates are attending a Newfoundland private college or an out of province institution, it is more likely they are working, unemployed, or engaged in other activities.



Follow-Up Report of High School Graduates, June 2001

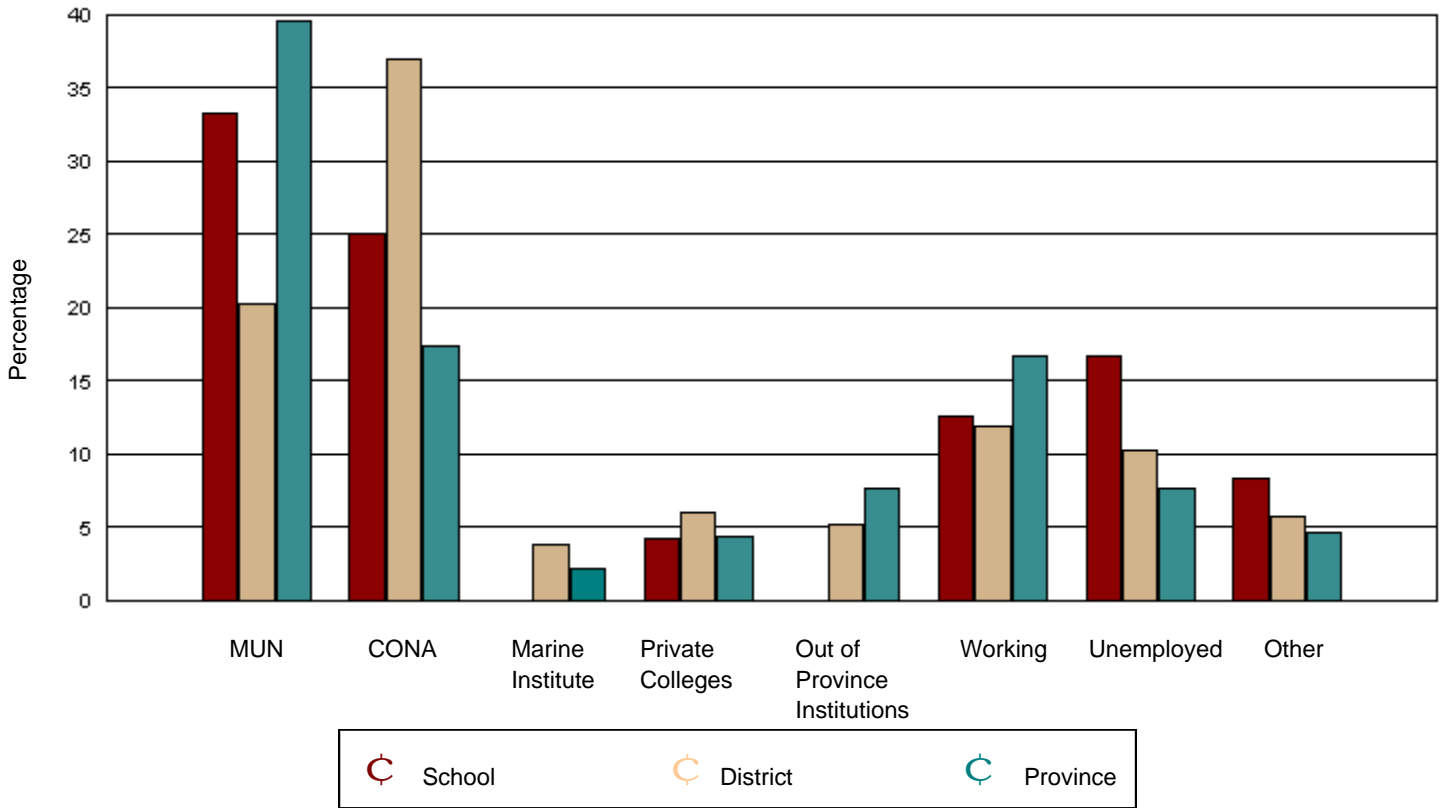
District 7 - Burin Peninsula

School #: 223

Christ the King AG, Rushoon

Grades: K-12

	<u>School</u>		<u>District</u>		<u>Province</u>	
	Number	Percentage	Number	Percentage	Number	Percentage
Memorial University	8	33.3	75	20.3	2,126	39.6
College of the North Atlantic	6	25.0	136	36.9	931	17.3
Marine Institute	0	0.0	14	3.8	112	2.1
Private Colleges	1	4.2	22	6.0	229	4.3
Out of Province Institutions	0	0.0	19	5.1	410	7.6
Working	3	12.5	44	11.9	898	16.7
Unemployed	4	16.7	38	10.3	416	7.7
Other	2	8.3	21	5.7	249	4.6



Christ the King AG had 28 graduates in June 2001. Of these, 24 were tracked and are shown in this report.
 District 7 - Burin Peninsula had 398 graduates in June 2001. Of these, 369 were tracked and are shown in this report.

Source: Department of Youth Services & Post-Secondary Education

Of the 5,992 provincial graduates in June 2001, only 621 could not be tracked. It is reasonably certain that none are attending Memorial University, the College of the North Atlantic, or the Marine Institute. While there is a low possibility these graduates are attending a Newfoundland private college or an out of province institution, it is more likely they are working, unemployed, or engaged in other activities.



Follow-Up Report of High School Graduates, June 2001

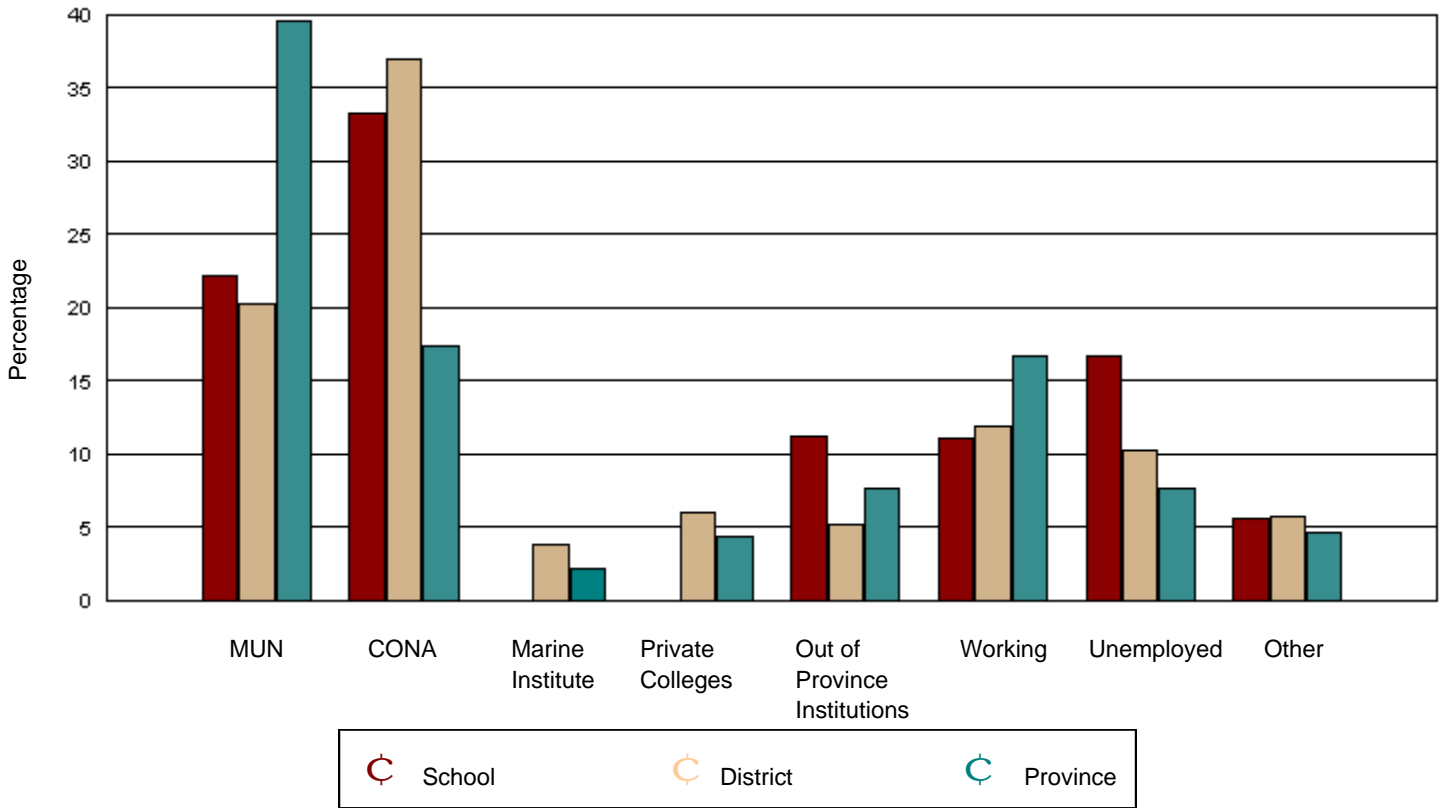
District 7 - Burin Peninsula

School #: 226

Fortune Bay Academy, St. Bernard's

Grades: K-12

	<u>School</u>		<u>District</u>		<u>Province</u>	
	Number	Percentage	Number	Percentage	Number	Percentage
Memorial University	4	22.2	75	20.3	2,126	39.6
College of the North Atlantic	6	33.3	136	36.9	931	17.3
Marine Institute	0	0.0	14	3.8	112	2.1
Private Colleges	0	0.0	22	6.0	229	4.3
Out of Province Institutions	2	11.2	19	5.1	410	7.6
Working	2	11.1	44	11.9	898	16.7
Unemployed	3	16.7	38	10.3	416	7.7
Other	1	5.6	21	5.7	249	4.6



Fortune Bay Academy had 20 graduates in June 2001. Of these, 18 were tracked and are shown in this report.
 District 7 - Burin Peninsula had 398 graduates in June 2001. Of these, 369 were tracked and are shown in this report.

Source: Department of Youth Services & Post-Secondary Education

Of the 5,992 provincial graduates in June 2001, only 621 could not be tracked. It is reasonably certain that none are attending Memorial University, the College of the North Atlantic, or the Marine Institute. While there is a low possibility these graduates are attending a Newfoundland private college or an out of province institution, it is more likely they are working, unemployed, or engaged in other activities.



Follow-Up Report of High School Graduates, June 2001

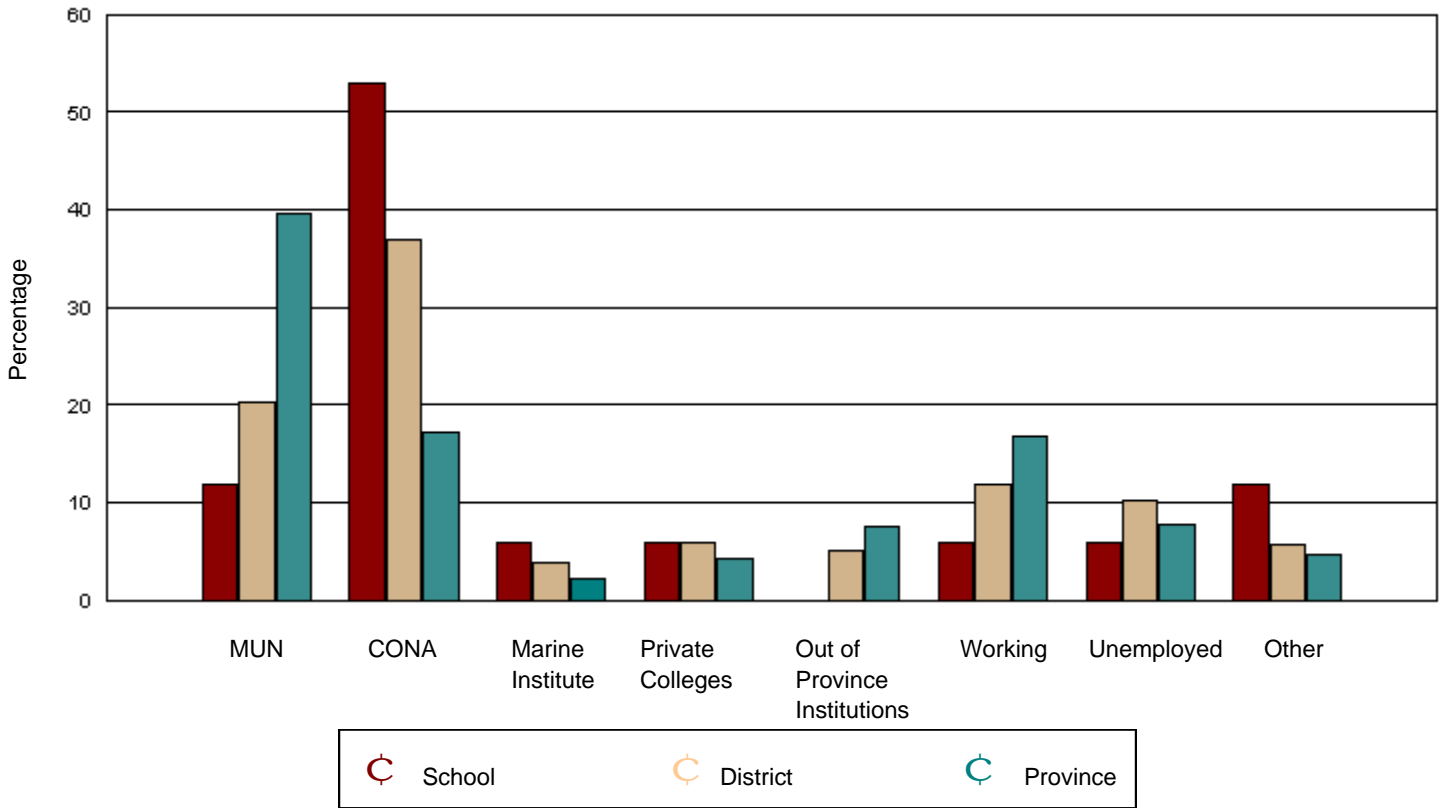
District 7 - Burin Peninsula

School #: 427

Holy Name of Mary Acad, Lawn

Grades: K-12

	School		District		Province	
	Number	Percentage	Number	Percentage	Number	Percentage
Memorial University	2	11.8	75	20.3	2,126	39.6
College of the North Atlantic	9	52.9	136	36.9	931	17.3
Marine Institute	1	5.9	14	3.8	112	2.1
Private Colleges	1	5.9	22	6.0	229	4.3
Out of Province Institutions	0	0.0	19	5.1	410	7.6
Working	1	5.9	44	11.9	898	16.7
Unemployed	1	5.9	38	10.3	416	7.7
Other	2	11.8	21	5.7	249	4.6



Holy Name of Mary Acad had 19 graduates in June 2001. Of these, 17 were tracked and are shown in this report.
 District 7 - Burin Peninsula had 398 graduates in June 2001. Of these, 369 were tracked and are shown in this report.

Source: Department of Youth Services & Post-Secondary Education

Of the 5,992 provincial graduates in June 2001, only 621 could not be tracked. It is reasonably certain that none are attending Memorial University, the College of the North Atlantic, or the Marine Institute. While there is a low possibility these graduates are attending a Newfoundland private college or an out of province institution, it is more likely they are working, unemployed, or engaged in other activities.



Follow-Up Report of High School Graduates, June 2001

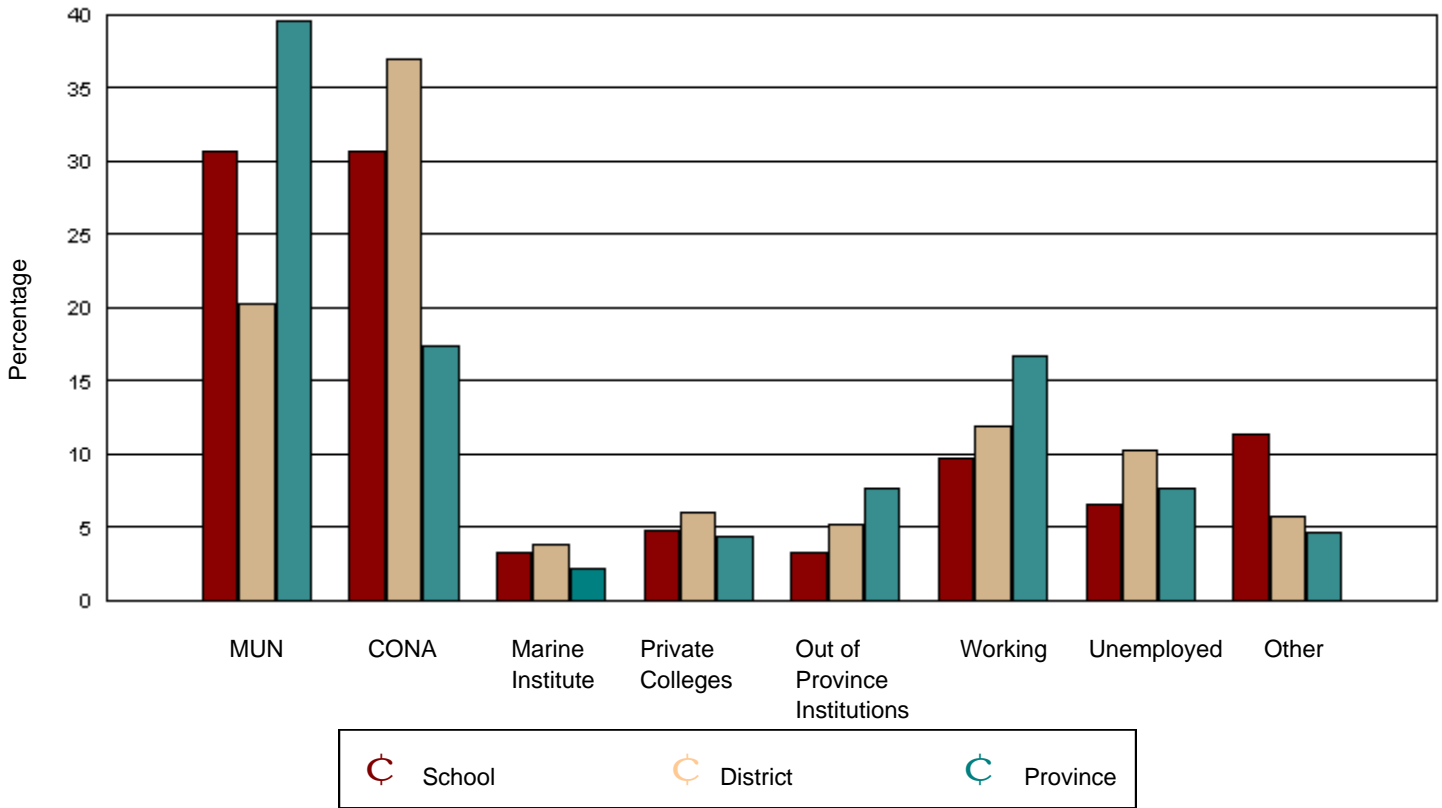
District 7 - Burin Peninsula

School #: 214

John Burke School, Grand Bank

Grades: 8-12

	<u>School</u>		<u>District</u>		<u>Province</u>	
	Number	Percentage	Number	Percentage	Number	Percentage
Memorial University	19	30.6	75	20.3	2,126	39.6
College of the North Atlantic	19	30.6	136	36.9	931	17.3
Marine Institute	2	3.2	14	3.8	112	2.1
Private Colleges	3	4.8	22	6.0	229	4.3
Out of Province Institutions	2	3.2	19	5.1	410	7.6
Working	6	9.7	44	11.9	898	16.7
Unemployed	4	6.5	38	10.3	416	7.7
Other	7	11.3	21	5.7	249	4.6



John Burke School had 64 graduates in June 2001. Of these, 62 were tracked and are shown in this report.

District 7 - Burin Peninsula had 398 graduates in June 2001. Of these, 369 were tracked and are shown in this report.

Source: Department of Youth Services & Post-Secondary Education

Of the 5,992 provincial graduates in June 2001, only 621 could not be tracked. It is reasonably certain that none are attending Memorial University, the College of the North Atlantic, or the Marine Institute. While there is a low possibility these graduates are attending a Newfoundland private college or an out of province institution, it is more likely they are working, unemployed, or engaged in other activities.



Follow-Up Report of High School Graduates, June 2001

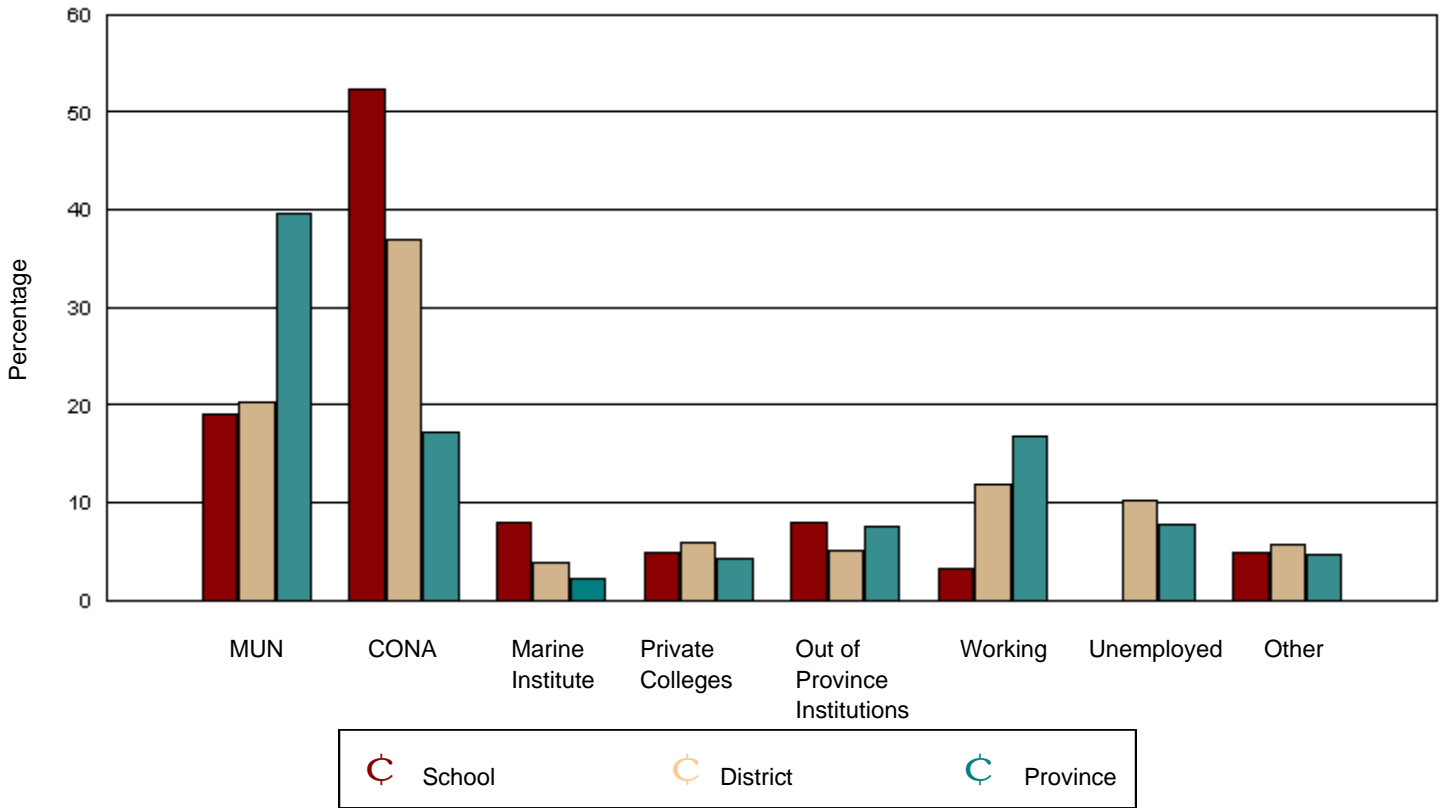
District 7 - Burin Peninsula

School #: 219

Marystown Central High, Marystown

Grades: 7-12

	School		District		Province	
	Number	Percentage	Number	Percentage	Number	Percentage
Memorial University	12	19.0	75	20.3	2,126	39.6
College of the North Atlantic	33	52.4	136	36.9	931	17.3
Marine Institute	5	7.9	14	3.8	112	2.1
Private Colleges	3	4.8	22	6.0	229	4.3
Out of Province Institutions	5	7.9	19	5.1	410	7.6
Working	2	3.2	44	11.9	898	16.7
Unemployed	0	0.0	38	10.3	416	7.7
Other	3	4.8	21	5.7	249	4.6



Marystown Central High had 69 graduates in June 2001. Of these, 63 were tracked and are shown in this report.

District 7 - Burin Peninsula had 398 graduates in June 2001. Of these, 369 were tracked and are shown in this report.

Source: Department of Youth Services & Post-Secondary Education

Of the 5,992 provincial graduates in June 2001, only 621 could not be tracked. It is reasonably certain that none are attending Memorial University, the College of the North Atlantic, or the Marine Institute. While there is a low possibility these graduates are attending a Newfoundland private college or an out of province institution, it is more likely they are working, unemployed, or engaged in other activities.



Follow-Up Report of High School Graduates, June 2001

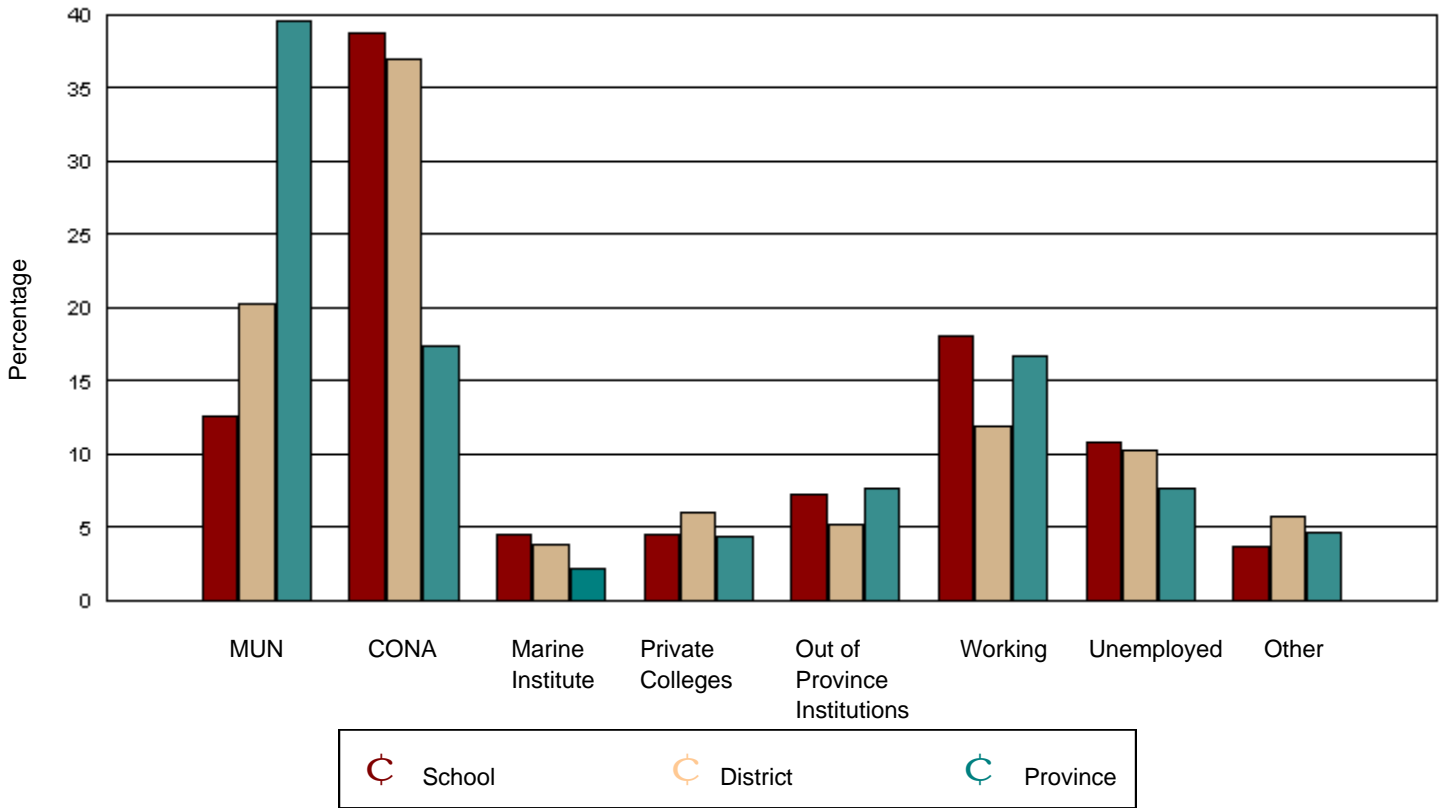
District 7 - Burin Peninsula

School #: 209

Pearce Regional High, Salt Pond

Grades: 10-12

	<u>School</u>		<u>District</u>		<u>Province</u>	
	<u>Number</u>	<u>Percentage</u>	<u>Number</u>	<u>Percentage</u>	<u>Number</u>	<u>Percentage</u>
Memorial University	14	12.6	75	20.3	2,126	39.6
College of the North Atlantic	43	38.7	136	36.9	931	17.3
Marine Institute	5	4.5	14	3.8	112	2.1
Private Colleges	5	4.5	22	6.0	229	4.3
Out of Province Institutions	8	7.2	19	5.1	410	7.6
Working	20	18.0	44	11.9	898	16.7
Unemployed	12	10.8	38	10.3	416	7.7
Other	4	3.6	21	5.7	249	4.6



Pearce Regional High had 120 graduates in June 2001. Of these, 111 were tracked and are shown in this report.
 District 7 - Burin Peninsula had 398 graduates in June 2001. Of these, 369 were tracked and are shown in this report.

Source: Department of Youth Services & Post-Secondary Education

Of the 5,992 provincial graduates in June 2001, only 621 could not be tracked. It is reasonably certain that none are attending Memorial University, the College of the North Atlantic, or the Marine Institute. While there is a low possibility these graduates are attending a Newfoundland private college or an out of province institution, it is more likely they are working, unemployed, or engaged in other activities.



Follow-Up Report of High School Graduates, June 2001

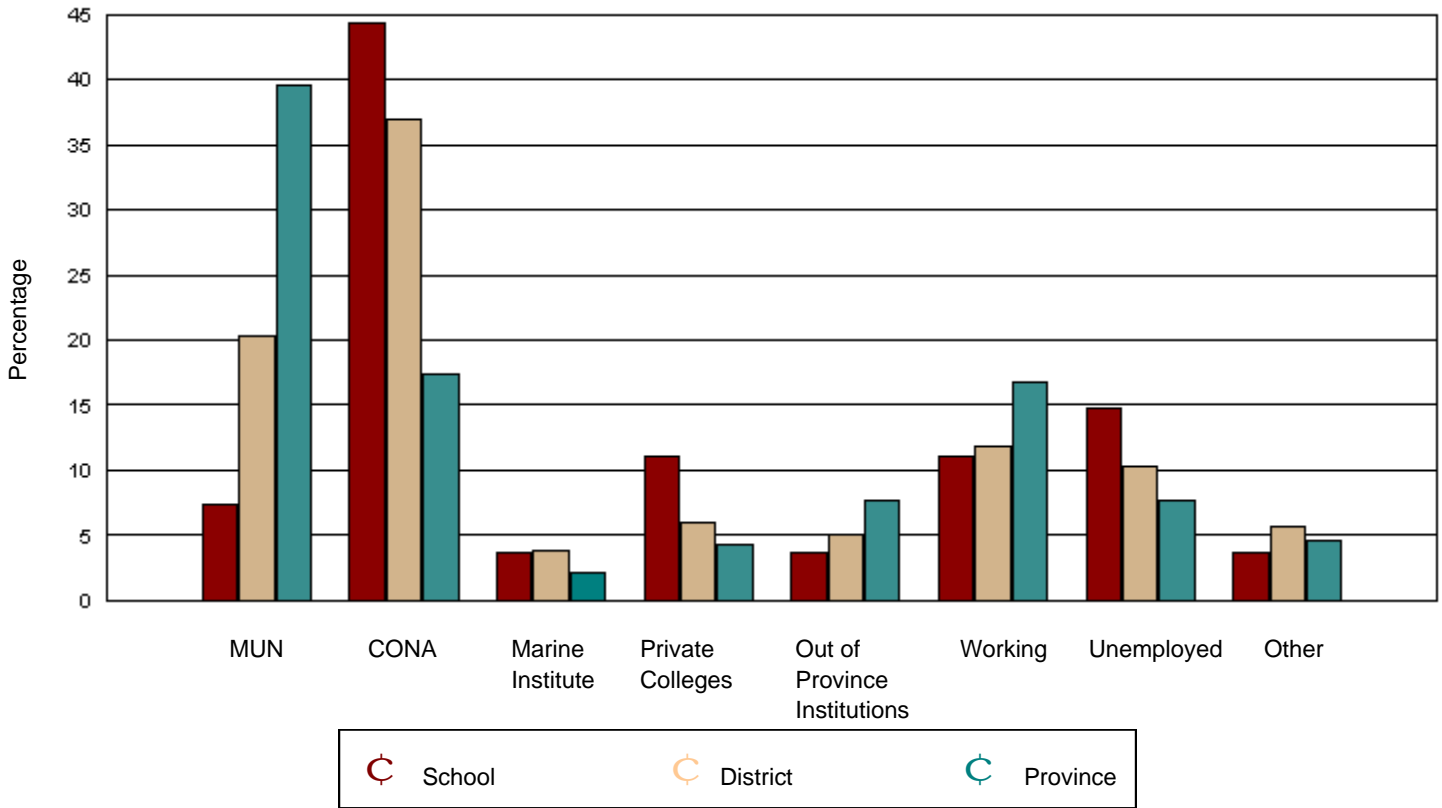
District 7 - Burin Peninsula

School #: 218

St. Joseph's Academy, Lamaline

Grades: K-12

	School		District		Province	
	Number	Percentage	Number	Percentage	Number	Percentage
Memorial University	2	7.4	75	20.3	2,126	39.6
College of the North Atlantic	12	44.4	136	36.9	931	17.3
Marine Institute	1	3.7	14	3.8	112	2.1
Private Colleges	3	11.1	22	6.0	229	4.3
Out of Province Institutions	1	3.7	19	5.1	410	7.6
Working	3	11.1	44	11.9	898	16.7
Unemployed	4	14.8	38	10.3	416	7.7
Other	1	3.7	21	5.7	249	4.6



St. Joseph's Academy had 29 graduates in June 2001. Of these, 27 were tracked and are shown in this report.
 District 7 - Burin Peninsula had 398 graduates in June 2001. Of these, 369 were tracked and are shown in this report.

Source: Department of Youth Services & Post-Secondary Education

Of the 5,992 provincial graduates in June 2001, only 621 could not be tracked. It is reasonably certain that none are attending Memorial University, the College of the North Atlantic, or the Marine Institute. While there is a low possibility these graduates are attending a Newfoundland private college or an out of province institution, it is more likely they are working, unemployed, or engaged in other activities.



Follow-Up Report of High School Graduates, June 2001

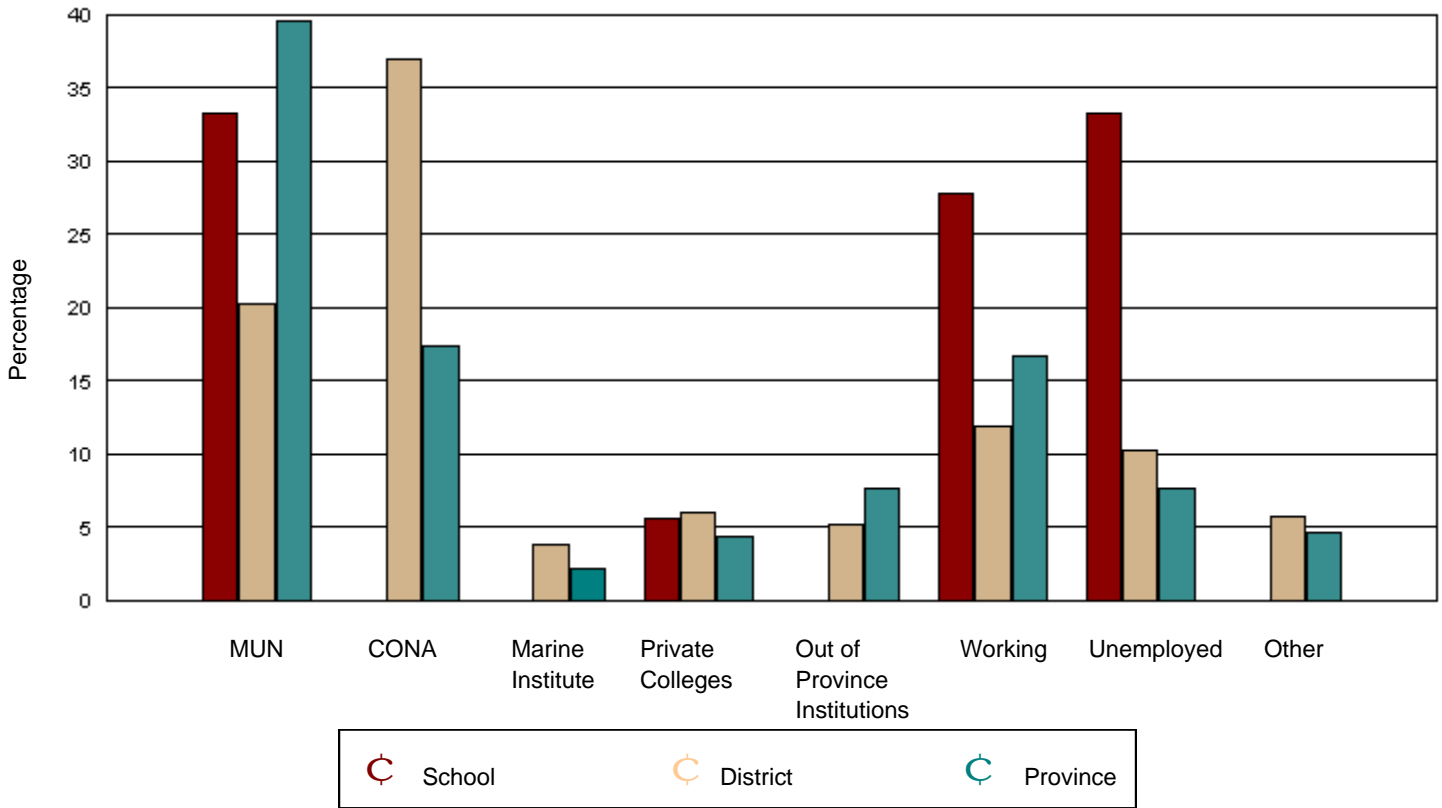
District 7 - Burin Peninsula

School #: 229

St. Joseph's All Grade, Terrenceville

Grades: K-12

	<u>School</u>		<u>District</u>		<u>Province</u>	
	Number	Percentage	Number	Percentage	Number	Percentage
Memorial University	6	33.3	75	20.3	2,126	39.6
College of the North Atlantic	0	0.0	136	36.9	931	17.3
Marine Institute	0	0.0	14	3.8	112	2.1
Private Colleges	1	5.6	22	6.0	229	4.3
Out of Province Institutions	0	0.0	19	5.1	410	7.6
Working	5	27.8	44	11.9	898	16.7
Unemployed	6	33.3	38	10.3	416	7.7
Other	0	0.0	21	5.7	249	4.6



St. Joseph's All Grade had 20 graduates in June 2001. Of these, 18 were tracked and are shown in this report.

District 7 - Burin Peninsula had 398 graduates in June 2001. Of these, 369 were tracked and are shown in this report.

Source: Department of Youth Services & Post-Secondary Education

Of the 5,992 provincial graduates in June 2001, only 621 could not be tracked. It is reasonably certain that none are attending Memorial University, the College of the North Atlantic, or the Marine Institute. While there is a low possibility these graduates are attending a Newfoundland private college or an out of province institution, it is more likely they are working, unemployed, or engaged in other activities.



Follow-Up Report of High School Graduates, June 2001

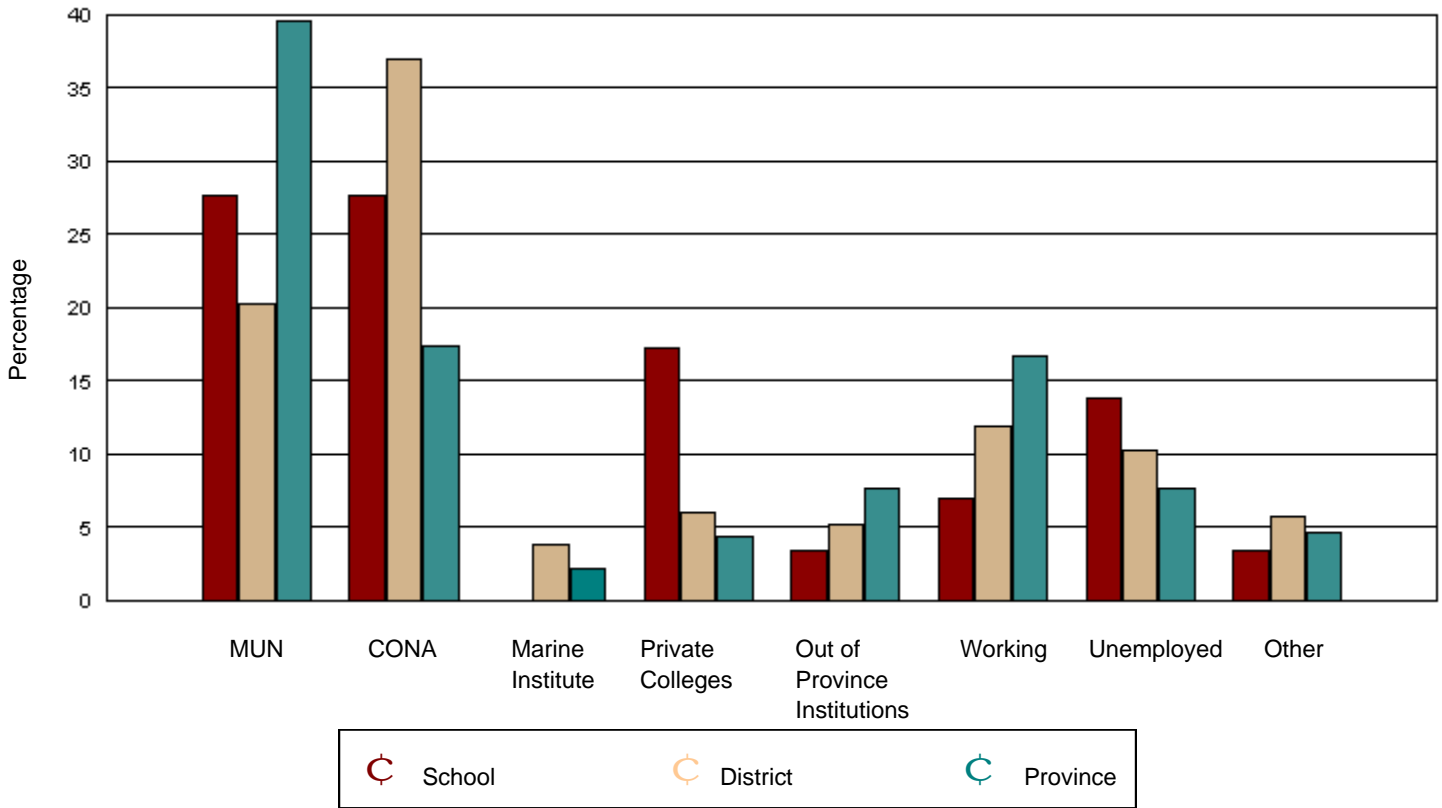
District 7 - Burin Peninsula

School #: 228

St. Lawrence Central High, St. Lawrence

Grades: 7-12

	<u>School</u>		<u>District</u>		<u>Province</u>	
	Number	Percentage	Number	Percentage	Number	Percentage
Memorial University	8	27.6	75	20.3	2,126	39.6
College of the North Atlantic	8	27.6	136	36.9	931	17.3
Marine Institute	0	0.0	14	3.8	112	2.1
Private Colleges	5	17.2	22	6.0	229	4.3
Out of Province Institutions	1	3.4	19	5.1	410	7.6
Working	2	6.9	44	11.9	898	16.7
Unemployed	4	13.8	38	10.3	416	7.7
Other	1	3.4	21	5.7	249	4.6



St. Lawrence Central High had 29 graduates in June 2001. Of these, 29 were tracked and are shown in this report.
 District 7 - Burin Peninsula had 398 graduates in June 2001. Of these, 369 were tracked and are shown in this report.

Source: Department of Youth Services & Post-Secondary Education

Of the 5,992 provincial graduates in June 2001, only 621 could not be tracked. It is reasonably certain that none are attending Memorial University, the College of the North Atlantic, or the Marine Institute. While there is a low possibility these graduates are attending a Newfoundland private college or an out of province institution, it is more likely they are working, unemployed, or engaged in other activities.



Follow-Up Report of High School Graduates, June 2001

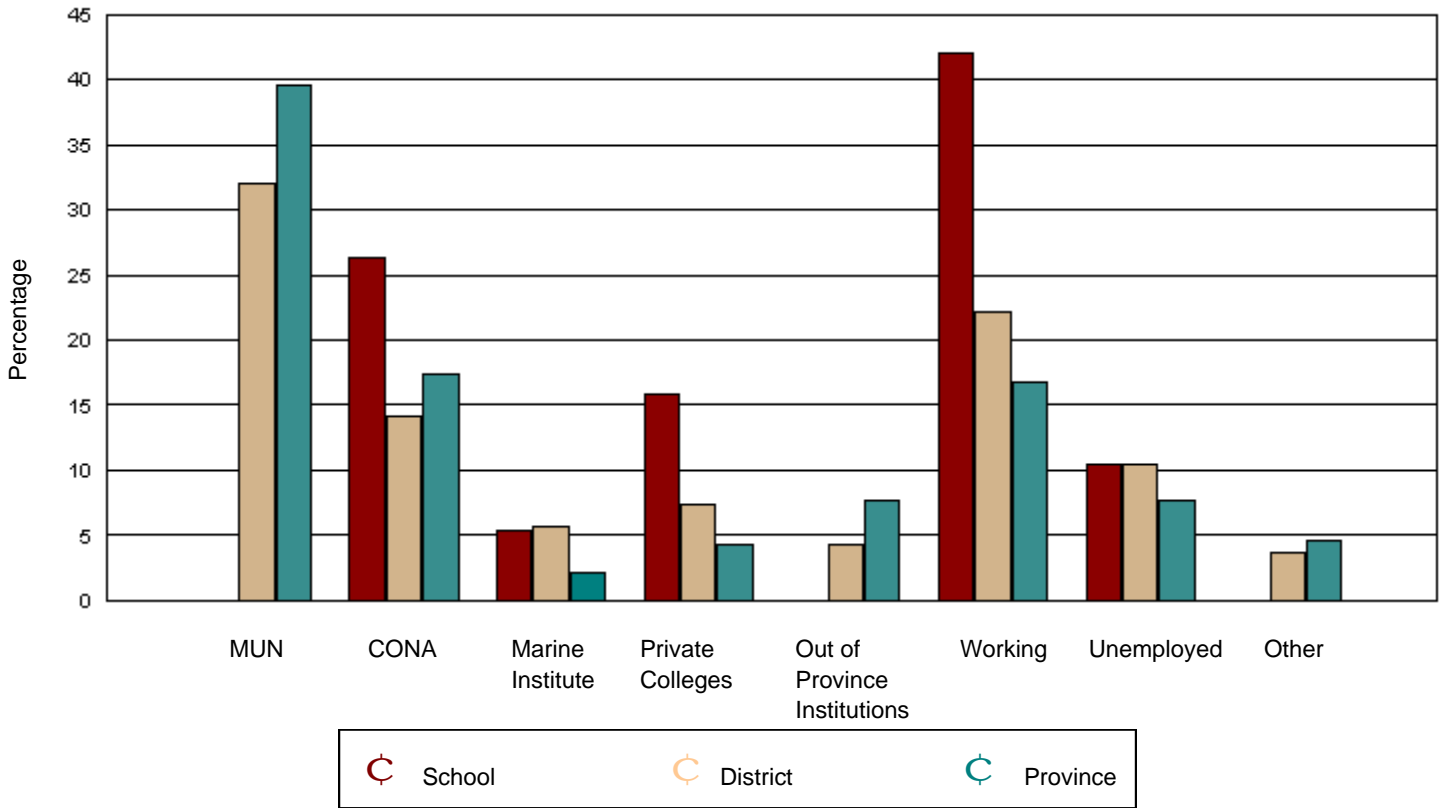
District 8 - Vista

School #: 240

Bishop White School, Port Rexton

Grades: K-12

	School		District		Province	
	Number	Percentage	Number	Percentage	Number	Percentage
Memorial University	0	0.0	95	32.0	2,126	39.6
College of the North Atlantic	5	26.3	42	14.1	931	17.3
Marine Institute	1	5.3	17	5.7	112	2.1
Private Colleges	3	15.8	22	7.4	229	4.3
Out of Province Institutions	0	0.0	13	4.3	410	7.6
Working	8	42.1	66	22.2	898	16.7
Unemployed	2	10.5	31	10.4	416	7.7
Other	0	0.0	11	3.7	249	4.6



Bishop White School had 19 graduates in June 2001. Of these, 19 were tracked and are shown in this report.

District 8 - Vista had 325 graduates in June 2001. Of these, 297 were tracked and are shown in this report.

Source: Department of Youth Services & Post-Secondary Education

Of the 5,992 provincial graduates in June 2001, only 621 could not be tracked. It is reasonably certain that none are attending Memorial University, the College of the North Atlantic, or the Marine Institute. While there is a low possibility these graduates are attending a Newfoundland private college or an out of province institution, it is more likely they are working, unemployed, or engaged in other activities.



Follow-Up Report of High School Graduates, June 2001

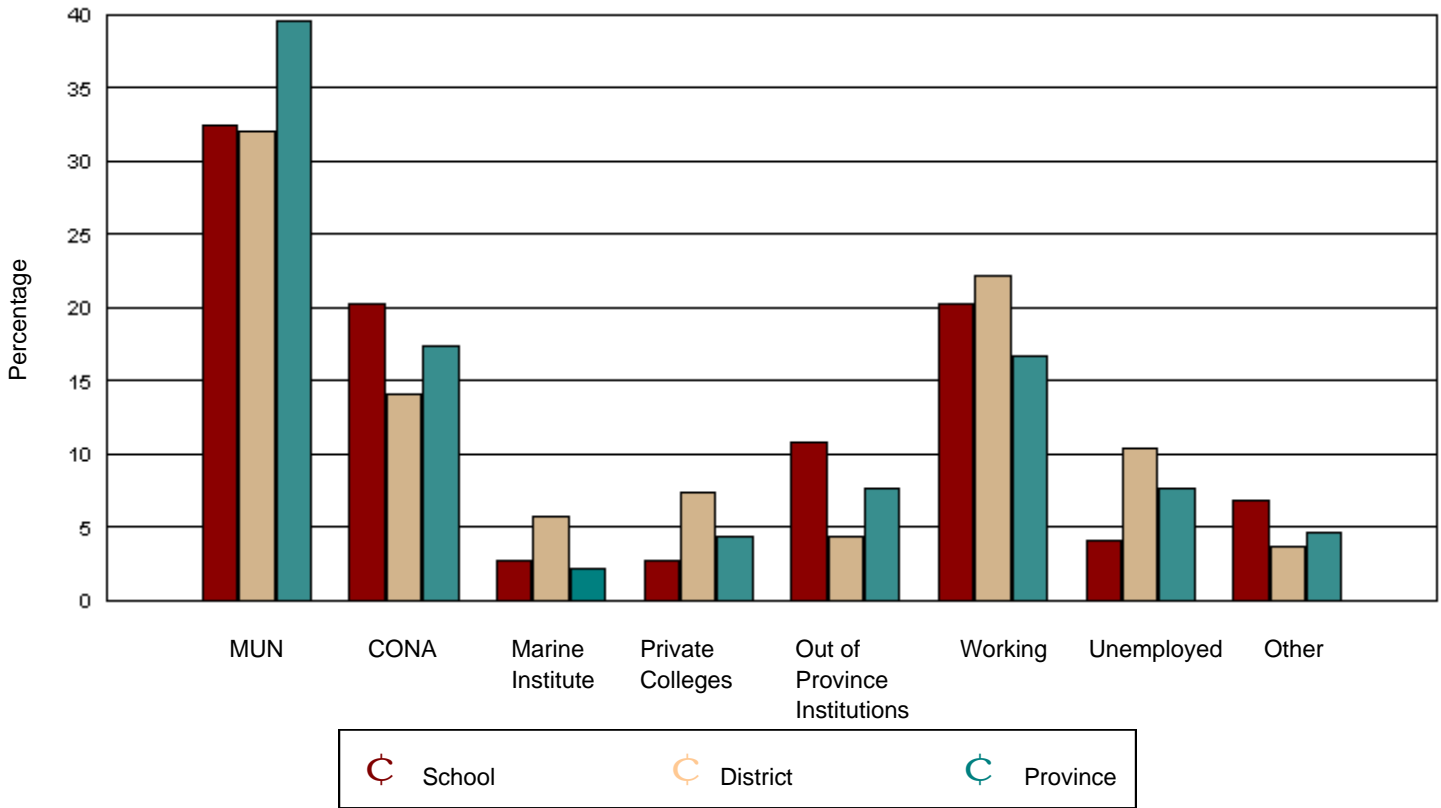
District 8 - Vista

School #: 235

Clareville High, Clareville

Grades: 9-12

	<u>School</u>		<u>District</u>		<u>Province</u>	
	Number	Percentage	Number	Percentage	Number	Percentage
Memorial University	24	32.4	95	32.0	2,126	39.6
College of the North Atlantic	15	20.3	42	14.1	931	17.3
Marine Institute	2	2.7	17	5.7	112	2.1
Private Colleges	2	2.7	22	7.4	229	4.3
Out of Province Institutions	8	10.8	13	4.3	410	7.6
Working	15	20.3	66	22.2	898	16.7
Unemployed	3	4.1	31	10.4	416	7.7
Other	5	6.8	11	3.7	249	4.6



Clareville High had 82 graduates in June 2001. Of these, 74 were tracked and are shown in this report.

District 8 - Vista had 325 graduates in June 2001. Of these, 297 were tracked and are shown in this report.

Source: Department of Youth Services & Post-Secondary Education

Of the 5,992 provincial graduates in June 2001, only 621 could not be tracked. It is reasonably certain that none are attending Memorial University, the College of the North Atlantic, or the Marine Institute. While there is a low possibility these graduates are attending a Newfoundland private college or an out of province institution, it is more likely they are working, unemployed, or engaged in other activities.



Follow-Up Report of High School Graduates, June 2001

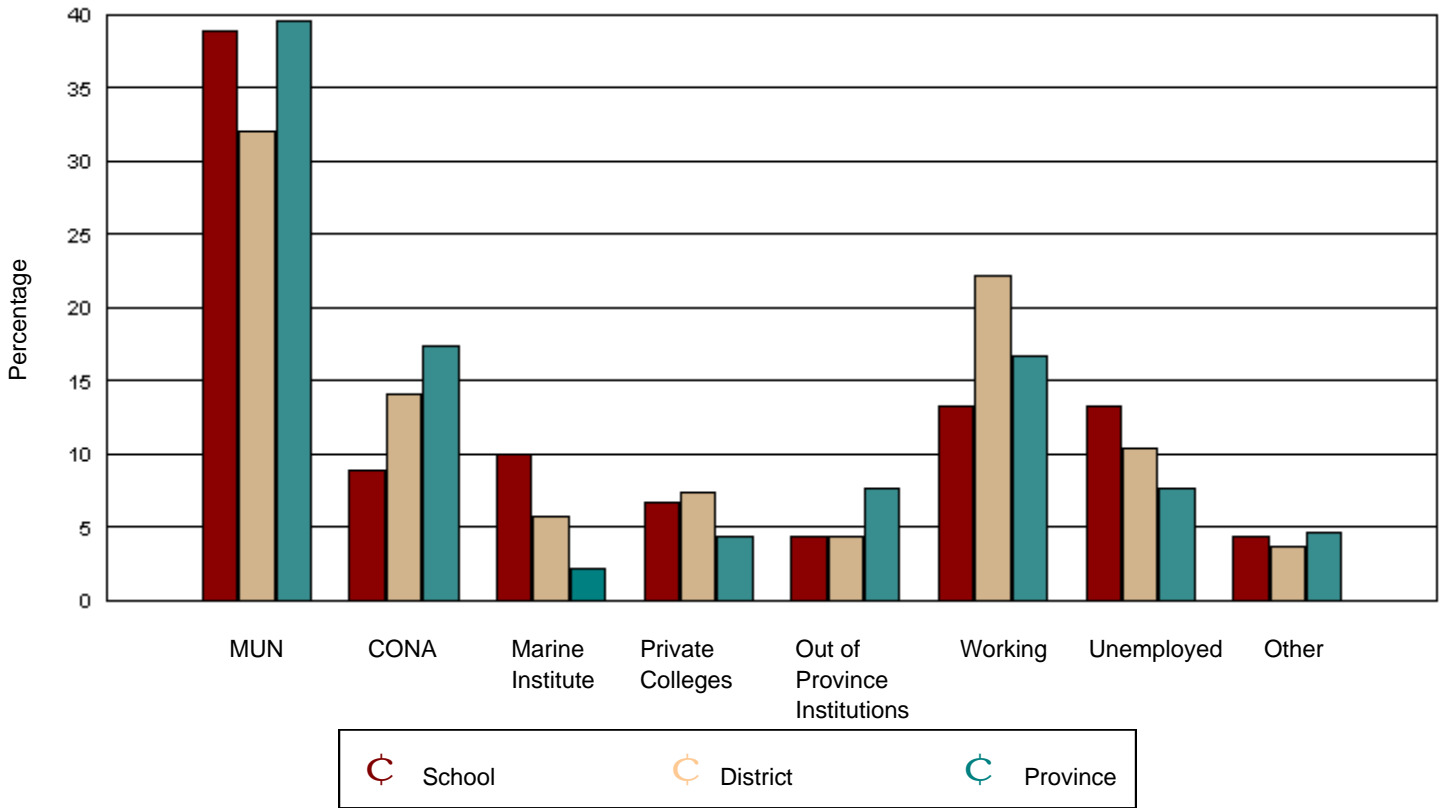
District 8 - Vista

School #: 231

Discovery Collegiate, Bonavista

Grades: 8-12

	<u>School</u>		<u>District</u>		<u>Province</u>	
	<u>Number</u>	<u>Percentage</u>	<u>Number</u>	<u>Percentage</u>	<u>Number</u>	<u>Percentage</u>
Memorial University	35	38.9	95	32.0	2,126	39.6
College of the North Atlantic	8	8.9	42	14.1	931	17.3
Marine Institute	9	10.0	17	5.7	112	2.1
Private Colleges	6	6.7	22	7.4	229	4.3
Out of Province Institutions	4	4.4	13	4.3	410	7.6
Working	12	13.3	66	22.2	898	16.7
Unemployed	12	13.3	31	10.4	416	7.7
Other	4	4.4	11	3.7	249	4.6



Discovery Collegiate had 102 graduates in June 2001. Of these, 90 were tracked and are shown in this report.

District 8 - Vista had 325 graduates in June 2001. Of these, 297 were tracked and are shown in this report.

Source: Department of Youth Services & Post-Secondary Education

Of the 5,992 provincial graduates in June 2001, only 621 could not be tracked. It is reasonably certain that none are attending Memorial University, the College of the North Atlantic, or the Marine Institute. While there is a low possibility these graduates are attending a Newfoundland private college or an out of province institution, it is more likely they are working, unemployed, or engaged in other activities.



Follow-Up Report of High School Graduates, June 2001

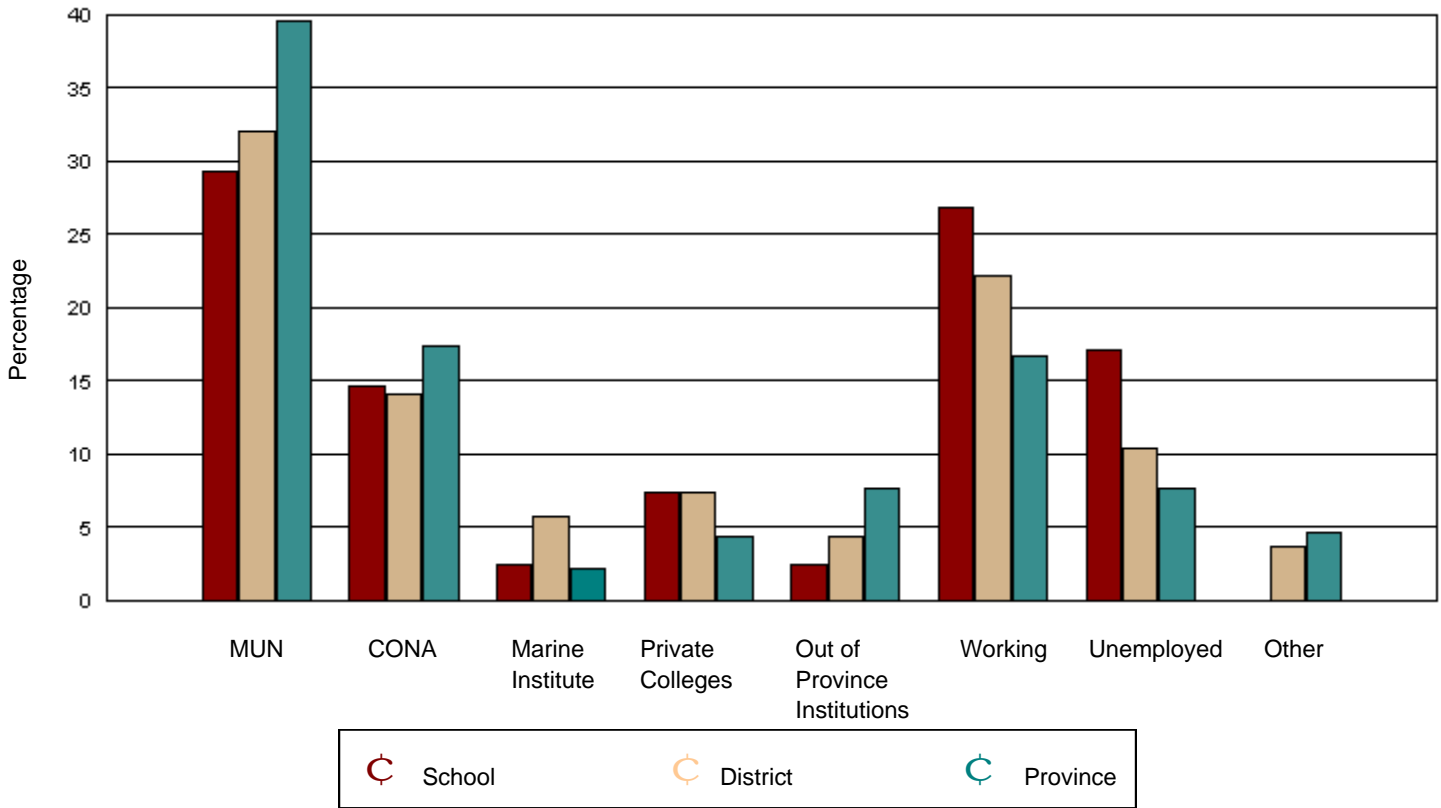
District 8 - Vista

School #: 238

Musgravetown High School, Musgravetown

Grades: 10-12

	<u>School</u>		<u>District</u>		<u>Province</u>	
	<u>Number</u>	<u>Percentage</u>	<u>Number</u>	<u>Percentage</u>	<u>Number</u>	<u>Percentage</u>
Memorial University	12	29.3	95	32.0	2,126	39.6
College of the North Atlantic	6	14.6	42	14.1	931	17.3
Marine Institute	1	2.4	17	5.7	112	2.1
Private Colleges	3	7.3	22	7.4	229	4.3
Out of Province Institutions	1	2.4	13	4.3	410	7.6
Working	11	26.8	66	22.2	898	16.7
Unemployed	7	17.1	31	10.4	416	7.7
Other	0	0.0	11	3.7	249	4.6



Musgravetown High School had 44 graduates in June 2001. Of these, 41 were tracked and are shown in this report.

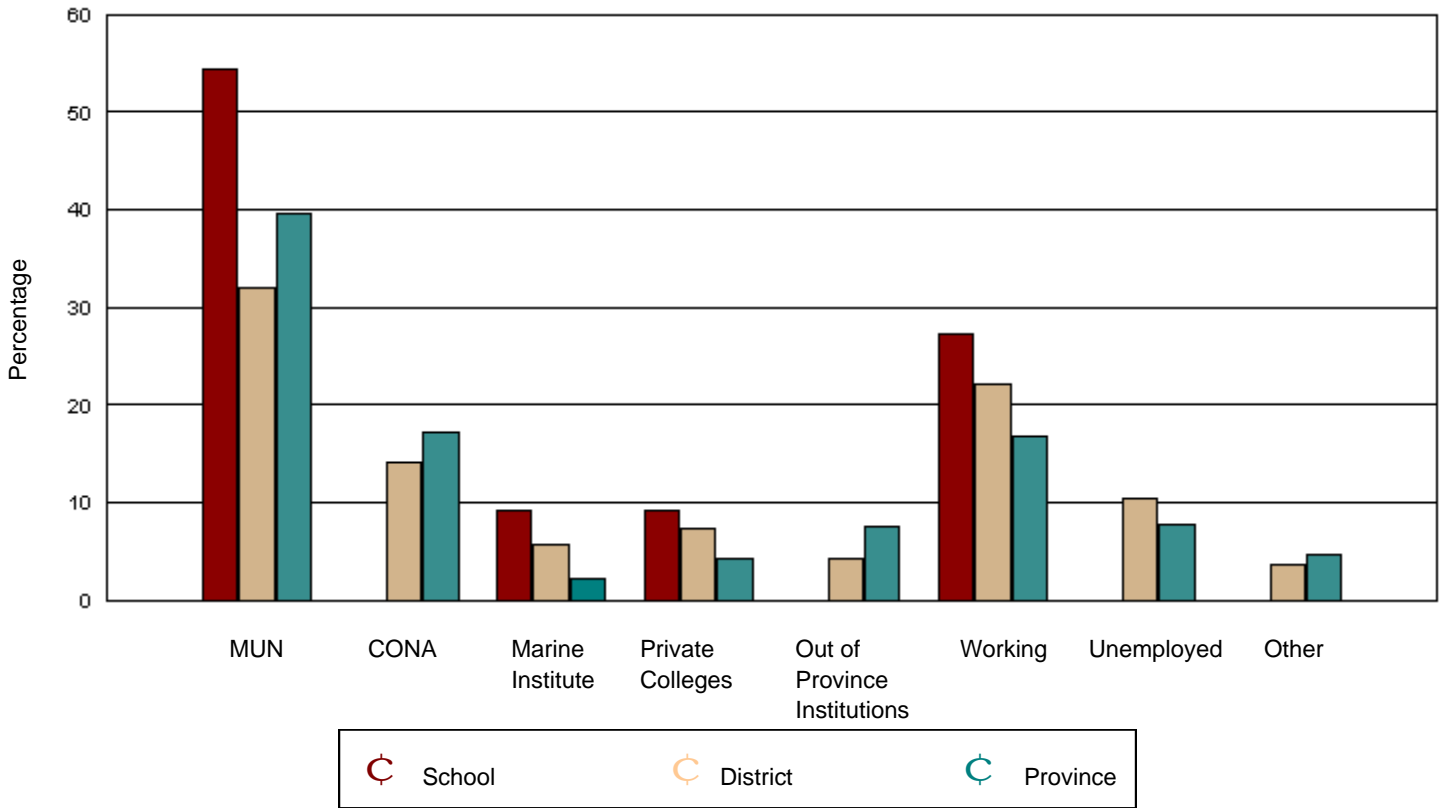
District 8 - Vista had 325 graduates in June 2001. Of these, 297 were tracked and are shown in this report.

Source: Department of Youth Services & Post-Secondary Education

Of the 5,992 provincial graduates in June 2001, only 621 could not be tracked. It is reasonably certain that none are attending Memorial University, the College of the North Atlantic, or the Marine Institute. While there is a low possibility these graduates are attending a Newfoundland private college or an out of province institution, it is more likely they are working, unemployed, or engaged in other activities.



	<u>School</u>		<u>District</u>		<u>Province</u>	
	<u>Number</u>	<u>Percentage</u>	<u>Number</u>	<u>Percentage</u>	<u>Number</u>	<u>Percentage</u>
Memorial University	6	54.5	95	32.0	2,126	39.6
College of the North Atlantic	0	0.0	42	14.1	931	17.3
Marine Institute	1	9.1	17	5.7	112	2.1
Private Colleges	1	9.1	22	7.4	229	4.3
Out of Province Institutions	0	0.0	13	4.3	410	7.6
Working	3	27.3	66	22.2	898	16.7
Unemployed	0	0.0	31	10.4	416	7.7
Other	0	0.0	11	3.7	249	4.6



Our Saviour King Academy had 12 graduates in June 2001. Of these, 11 were tracked and are shown in this report.

District 8 - Vista had 325 graduates in June 2001. Of these, 297 were tracked and are shown in this report.

Source: Department of Youth Services & Post-Secondary Education

Of the 5,992 provincial graduates in June 2001, only 621 could not be tracked. It is reasonably certain that none are attending Memorial University, the College of the North Atlantic, or the Marine Institute. While there is a low possibility these graduates are attending a Newfoundland private college or an out of province institution, it is more likely they are working, unemployed, or engaged in other activities.



Follow-Up Report of High School Graduates, June 2001

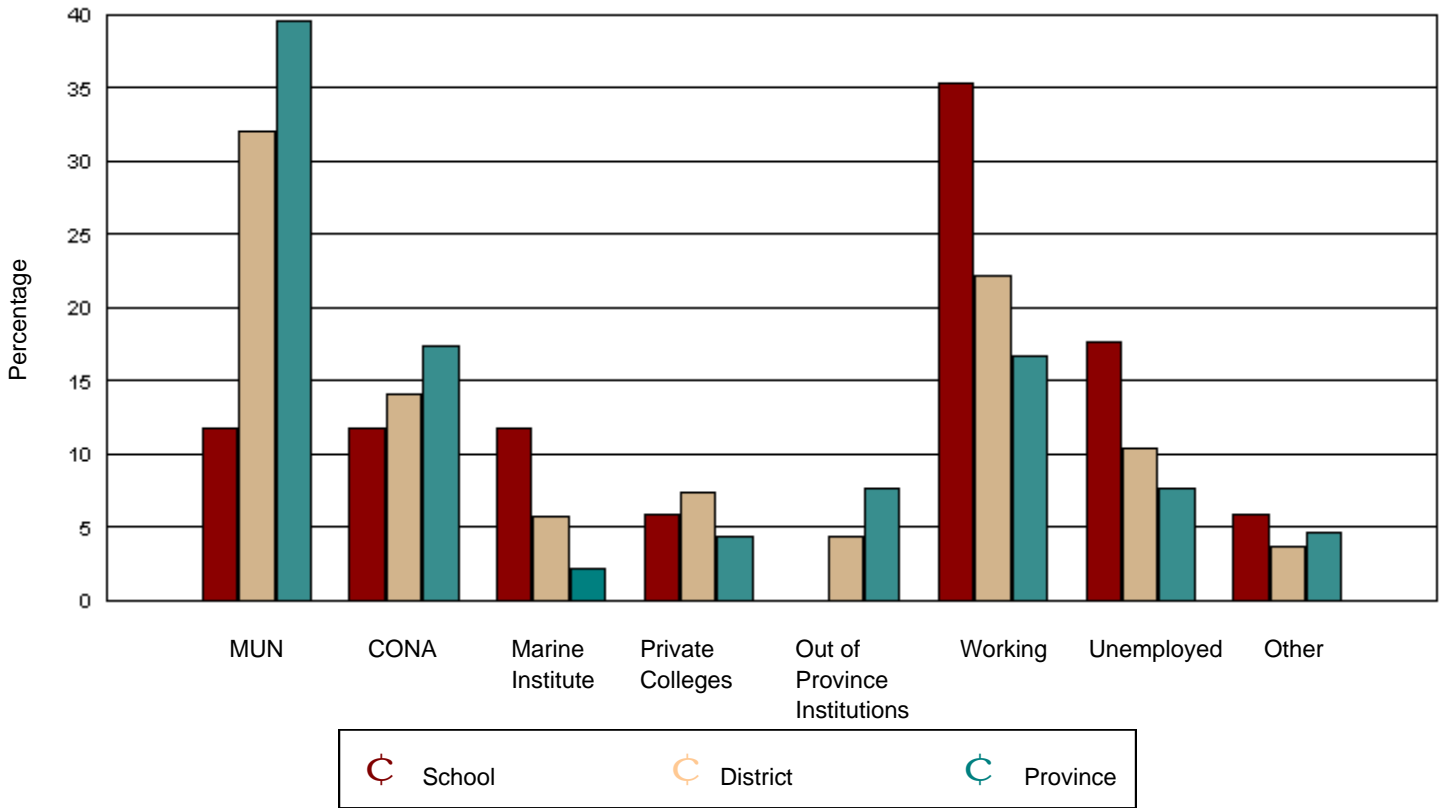
District 8 - Vista

School #: 242

Random Island Academy, Random Island

Grades: K-12

	<u>School</u>		<u>District</u>		<u>Province</u>	
	Number	Percentage	Number	Percentage	Number	Percentage
Memorial University	2	11.8	95	32.0	2,126	39.6
College of the North Atlantic	2	11.8	42	14.1	931	17.3
Marine Institute	2	11.8	17	5.7	112	2.1
Private Colleges	1	5.9	22	7.4	229	4.3
Out of Province Institutions	0	0.0	13	4.3	410	7.6
Working	6	35.3	66	22.2	898	16.7
Unemployed	3	17.6	31	10.4	416	7.7
Other	1	5.9	11	3.7	249	4.6



Random Island Academy had 18 graduates in June 2001. Of these, 17 were tracked and are shown in this report.
 District 8 - Vista had 325 graduates in June 2001. Of these, 297 were tracked and are shown in this report.

Source: Department of Youth Services & Post-Secondary Education

Of the 5,992 provincial graduates in June 2001, only 621 could not be tracked. It is reasonably certain that none are attending Memorial University, the College of the North Atlantic, or the Marine Institute. While there is a low possibility these graduates are attending a Newfoundland private college or an out of province institution, it is more likely they are working, unemployed, or engaged in other activities.



Follow-Up Report of High School Graduates, June 2001

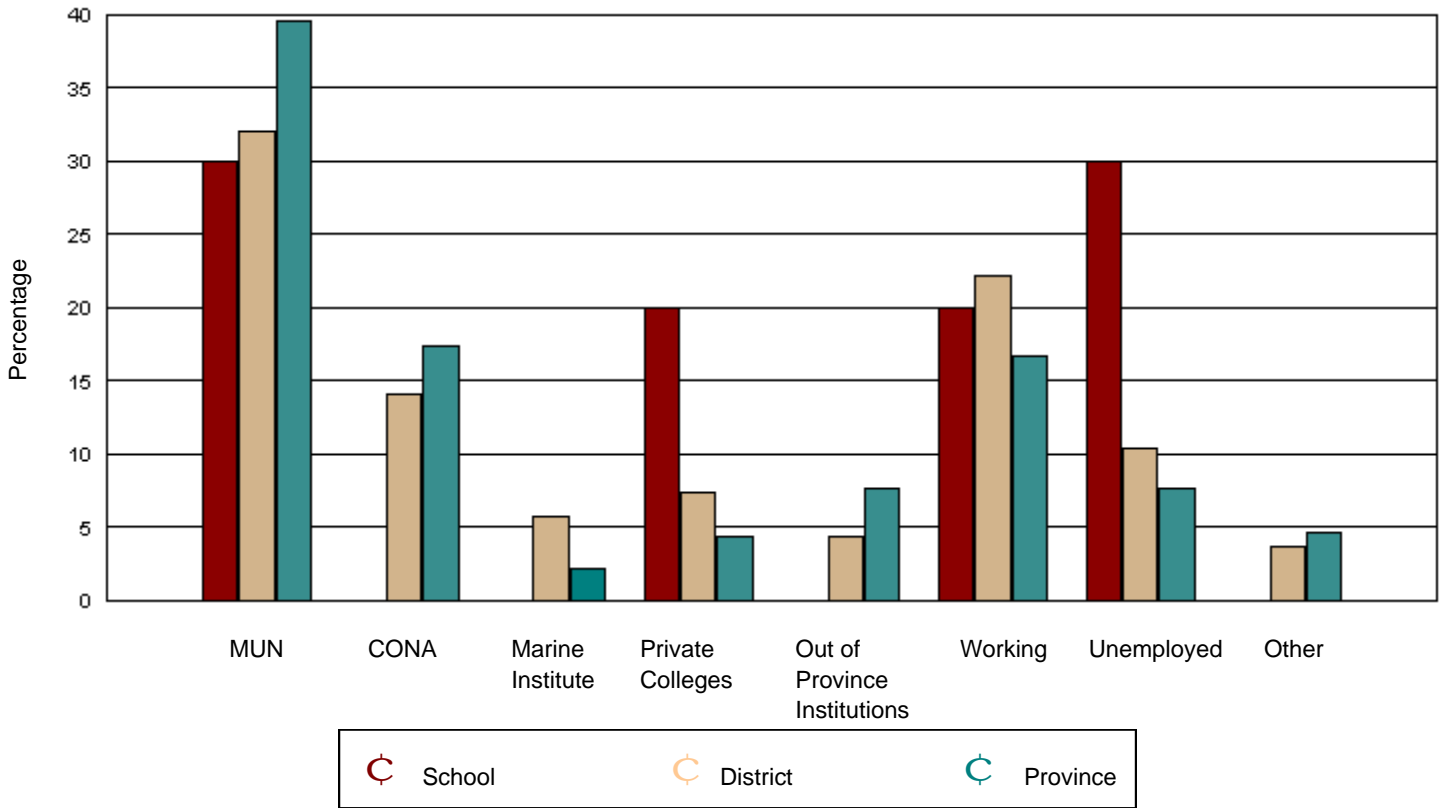
District 8 - Vista

School #: 431

Southwest Arm Academy, Little Heart's Ease

Grades: K-12

	<u>School</u>		<u>District</u>		<u>Province</u>	
	Number	Percentage	Number	Percentage	Number	Percentage
Memorial University	3	30.0	95	32.0	2,126	39.6
College of the North Atlantic	0	0.0	42	14.1	931	17.3
Marine Institute	0	0.0	17	5.7	112	2.1
Private Colleges	2	20.0	22	7.4	229	4.3
Out of Province Institutions	0	0.0	13	4.3	410	7.6
Working	2	20.0	66	22.2	898	16.7
Unemployed	3	30.0	31	10.4	416	7.7
Other	0	0.0	11	3.7	249	4.6



Southwest Arm Academy had 10 graduates in June 2001. Of these, 10 were tracked and are shown in this report.

District 8 - Vista had 325 graduates in June 2001. Of these, 297 were tracked and are shown in this report.

Source: Department of Youth Services & Post-Secondary Education

Of the 5,992 provincial graduates in June 2001, only 621 could not be tracked. It is reasonably certain that none are attending Memorial University, the College of the North Atlantic, or the Marine Institute. While there is a low possibility these graduates are attending a Newfoundland private college or an out of province institution, it is more likely they are working, unemployed, or engaged in other activities.



Follow-Up Report of High School Graduates, June 2001

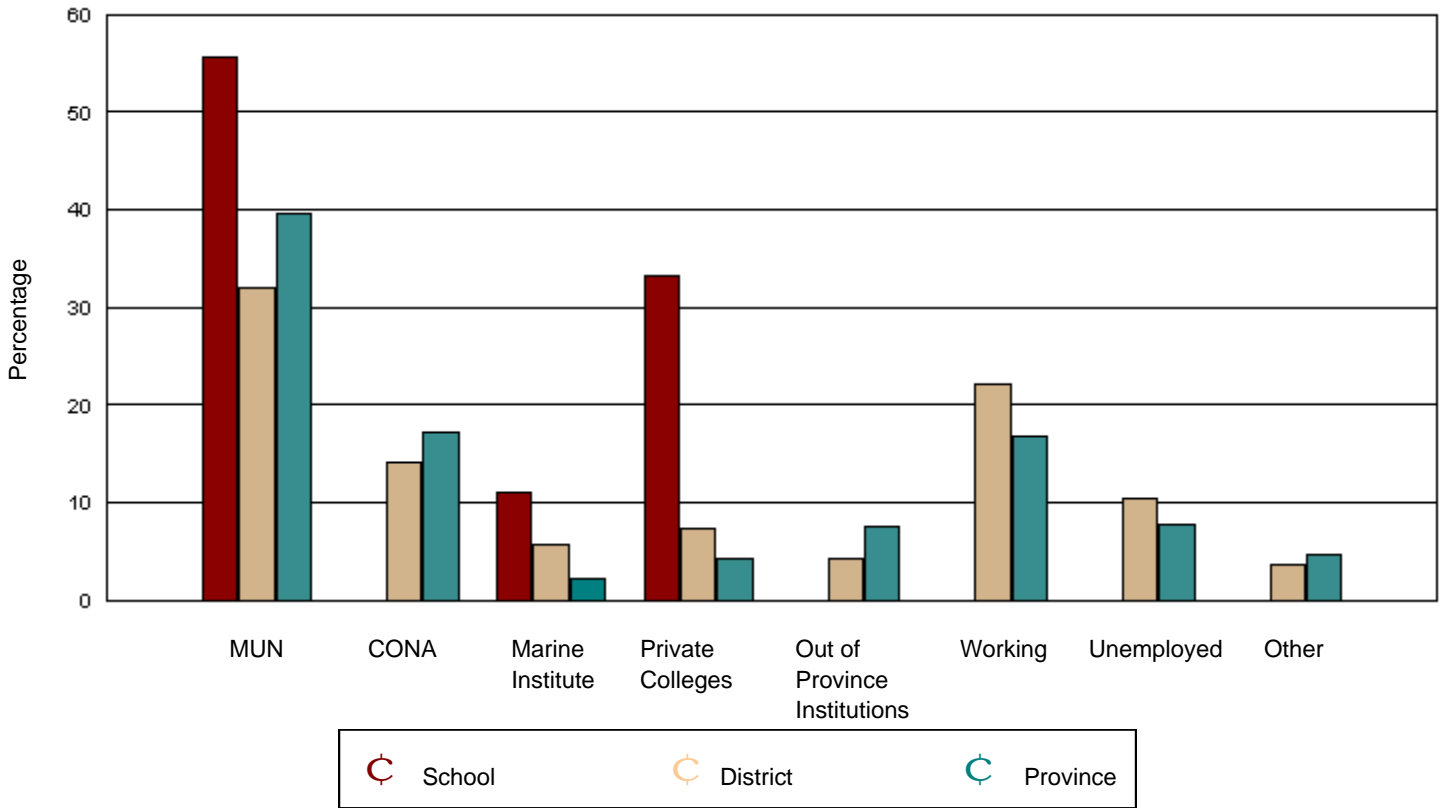
District 8 - Vista

School #: 430

St. Mark's School, King's Cove

Grades: K-12

	<u>School</u>		<u>District</u>		<u>Province</u>	
	Number	Percentage	Number	Percentage	Number	Percentage
Memorial University	5	55.6	95	32.0	2,126	39.6
College of the North Atlantic	0	0.0	42	14.1	931	17.3
Marine Institute	1	11.1	17	5.7	112	2.1
Private Colleges	3	33.3	22	7.4	229	4.3
Out of Province Institutions	0	0.0	13	4.3	410	7.6
Working	0	0.0	66	22.2	898	16.7
Unemployed	0	0.0	31	10.4	416	7.7
Other	0	0.0	11	3.7	249	4.6



St. Mark's School had 11 graduates in June 2001. Of these, 9 were tracked and are shown in this report.
 District 8 - Vista had 325 graduates in June 2001. Of these, 297 were tracked and are shown in this report.

Source: Department of Youth Services & Post-Secondary Education

Of the 5,992 provincial graduates in June 2001, only 621 could not be tracked. It is reasonably certain that none are attending Memorial University, the College of the North Atlantic, or the Marine Institute. While there is a low possibility these graduates are attending a Newfoundland private college or an out of province institution, it is more likely they are working, unemployed, or engaged in other activities.



Follow-Up Report of High School Graduates, June 2001

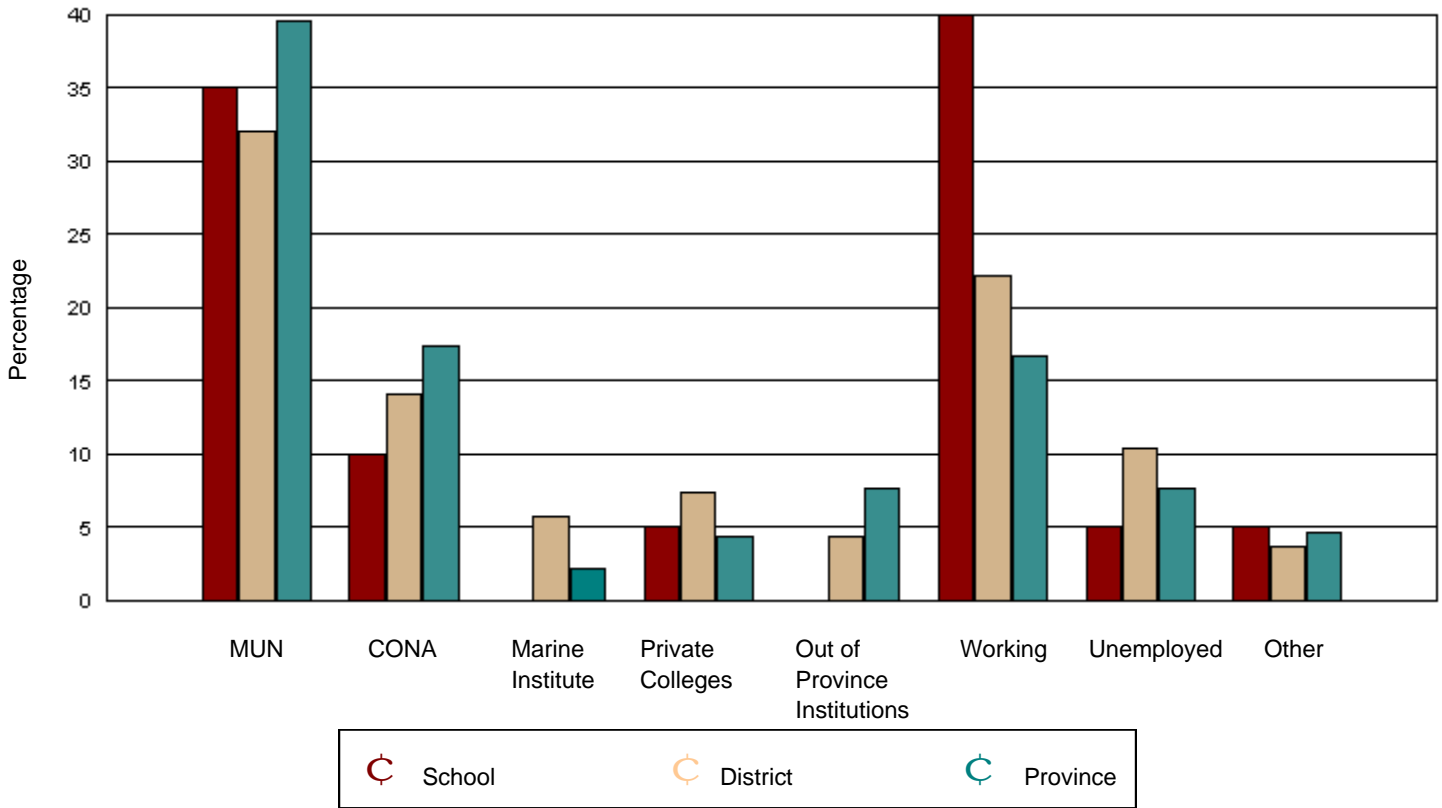
District 8 - Vista

School #: 230

St. Michael's School, Arnold's Cove

Grades: K-12

	<u>School</u>		<u>District</u>		<u>Province</u>	
	Number	Percentage	Number	Percentage	Number	Percentage
Memorial University	7	35.0	95	32.0	2,126	39.6
College of the North Atlantic	2	10.0	42	14.1	931	17.3
Marine Institute	0	0.0	17	5.7	112	2.1
Private Colleges	1	5.0	22	7.4	229	4.3
Out of Province Institutions	0	0.0	13	4.3	410	7.6
Working	8	40.0	66	22.2	898	16.7
Unemployed	1	5.0	31	10.4	416	7.7
Other	1	5.0	11	3.7	249	4.6



St. Michael's School had 21 graduates in June 2001. Of these, 20 were tracked and are shown in this report.

District 8 - Vista had 325 graduates in June 2001. Of these, 297 were tracked and are shown in this report.

Source: Department of Youth Services & Post-Secondary Education

Of the 5,992 provincial graduates in June 2001, only 621 could not be tracked. It is reasonably certain that none are attending Memorial University, the College of the North Atlantic, or the Marine Institute. While there is a low possibility these graduates are attending a Newfoundland private college or an out of province institution, it is more likely they are working, unemployed, or engaged in other activities.



Follow-Up Report of High School Graduates, June 2001

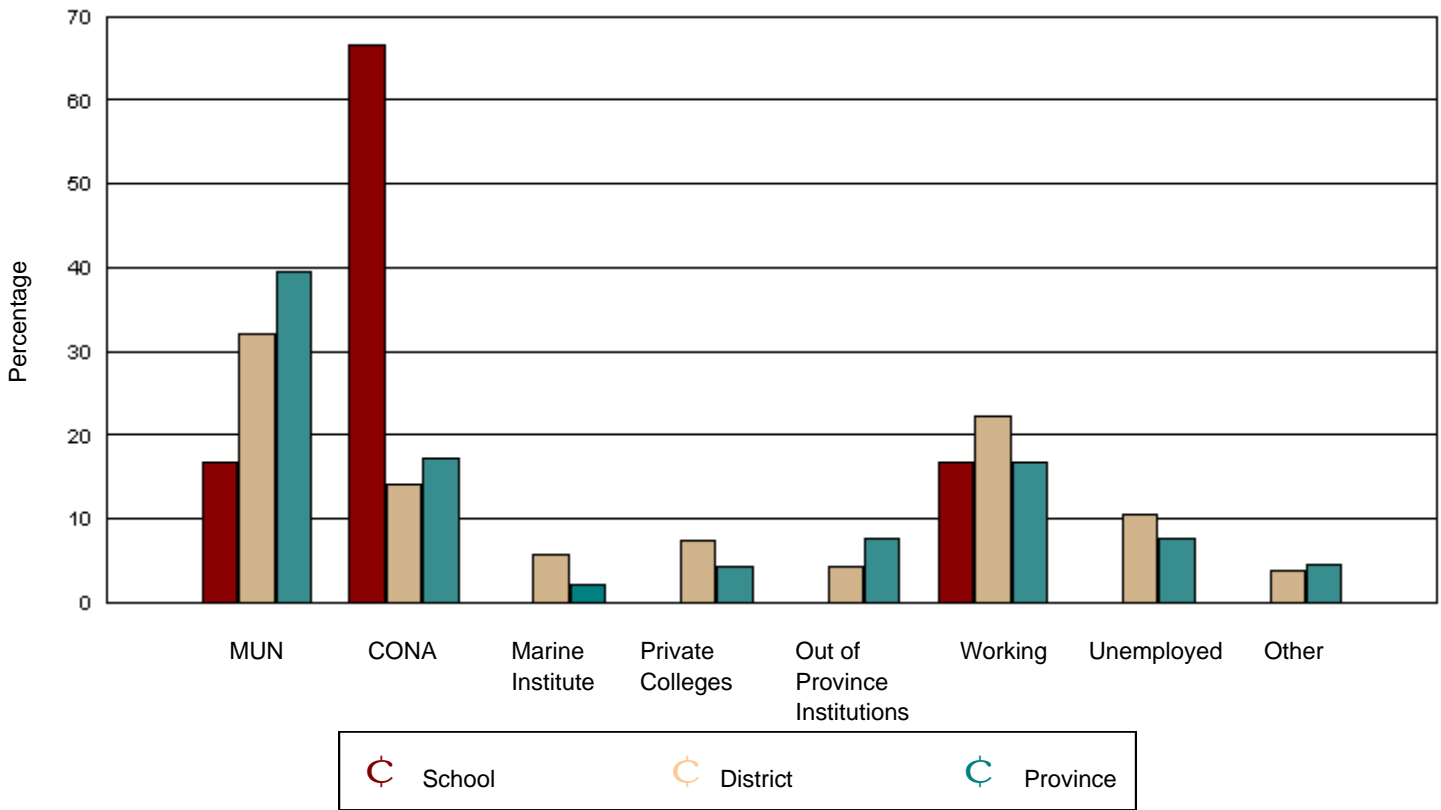
District 8 - Vista

School #: 246

Swift Current Academy, Swift Current

Grades: K-12

	School		District		Province	
	Number	Percentage	Number	Percentage	Number	Percentage
Memorial University	1	16.7	95	32.0	2,126	39.6
College of the North Atlantic	4	66.7	42	14.1	931	17.3
Marine Institute	0	0.0	17	5.7	112	2.1
Private Colleges	0	0.0	22	7.4	229	4.3
Out of Province Institutions	0	0.0	13	4.3	410	7.6
Working	1	16.7	66	22.2	898	16.7
Unemployed	0	0.0	31	10.4	416	7.7
Other	0	0.0	11	3.7	249	4.6



Swift Current Academy had 6 graduates in June 2001. Of these, 6 were tracked and are shown in this report.

District 8 - Vista had 325 graduates in June 2001. Of these, 297 were tracked and are shown in this report.

Source: Department of Youth Services & Post-Secondary Education

Of the 5,992 provincial graduates in June 2001, only 621 could not be tracked. It is reasonably certain that none are attending Memorial University, the College of the North Atlantic, or the Marine Institute. While there is a low possibility these graduates are attending a Newfoundland private college or an out of province institution, it is more likely they are working, unemployed, or engaged in other activities.



Follow-Up Report of High School Graduates, June 2001

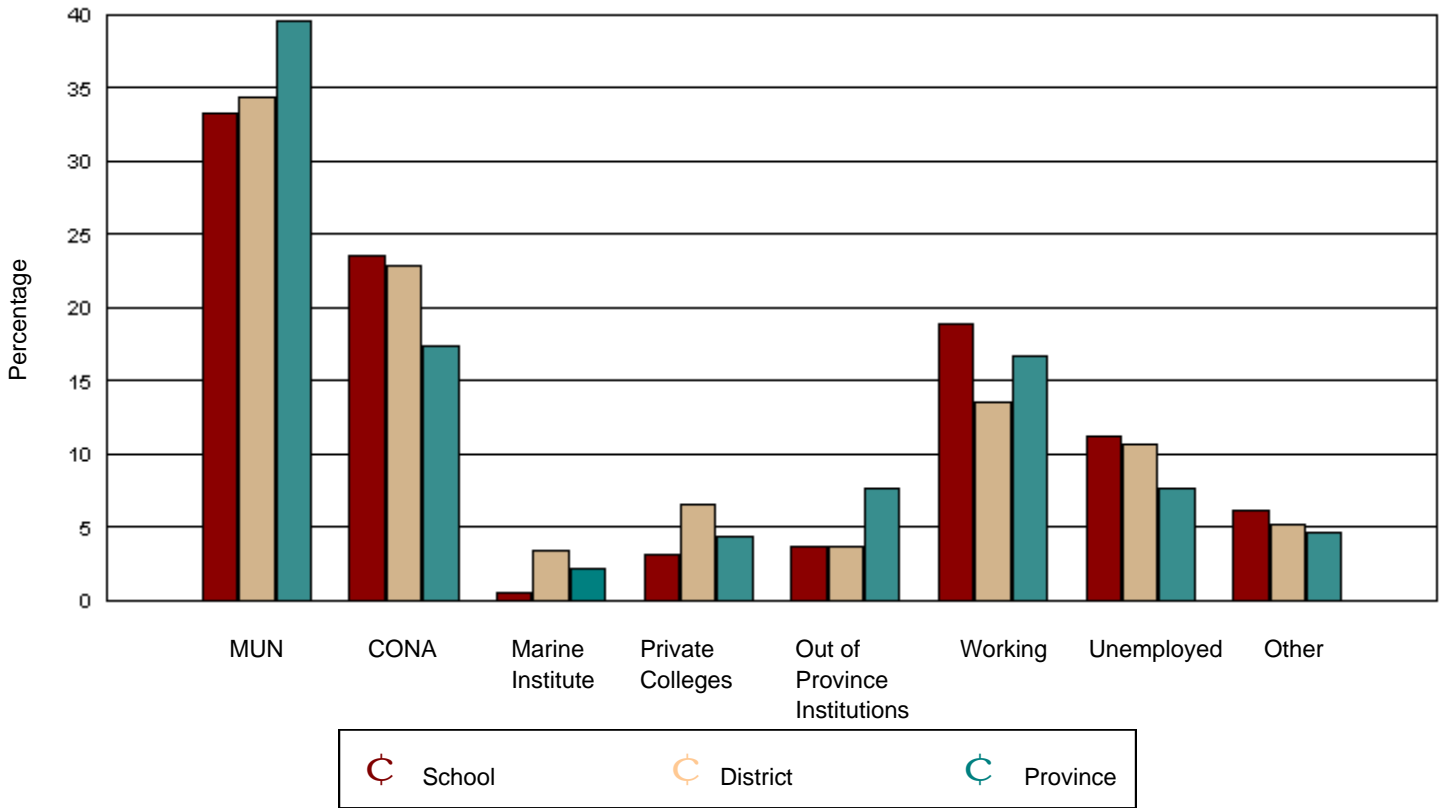
District 9 - Avalon West

School #: 249

Ascension Collegiate, Bay Roberts

Grades: 10-12

	<u>School</u>		<u>District</u>		<u>Province</u>	
	<u>Number</u>	<u>Percentage</u>	<u>Number</u>	<u>Percentage</u>	<u>Number</u>	<u>Percentage</u>
Memorial University	65	33.2	249	34.3	2,126	39.6
College of the North Atlantic	46	23.5	166	22.8	931	17.3
Marine Institute	1	0.5	25	3.4	112	2.1
Private Colleges	6	3.1	48	6.6	229	4.3
Out of Province Institutions	7	3.6	26	3.6	410	7.6
Working	37	18.9	98	13.5	898	16.7
Unemployed	22	11.2	77	10.6	416	7.7
Other	12	6.1	38	5.2	249	4.6



Ascension Collegiate had 213 graduates in June 2001. Of these, 196 were tracked and are shown in this report.

District 9 - Avalon West had 804 graduates in June 2001. Of these, 727 were tracked and are shown in this report.

Source: Department of Youth Services & Post-Secondary Education

Of the 5,992 provincial graduates in June 2001, only 621 could not be tracked. It is reasonably certain that none are attending Memorial University, the College of the North Atlantic, or the Marine Institute. While there is a low possibility these graduates are attending a Newfoundland private college or an out of province institution, it is more likely they are working, unemployed, or engaged in other activities.



Follow-Up Report of High School Graduates, June 2001

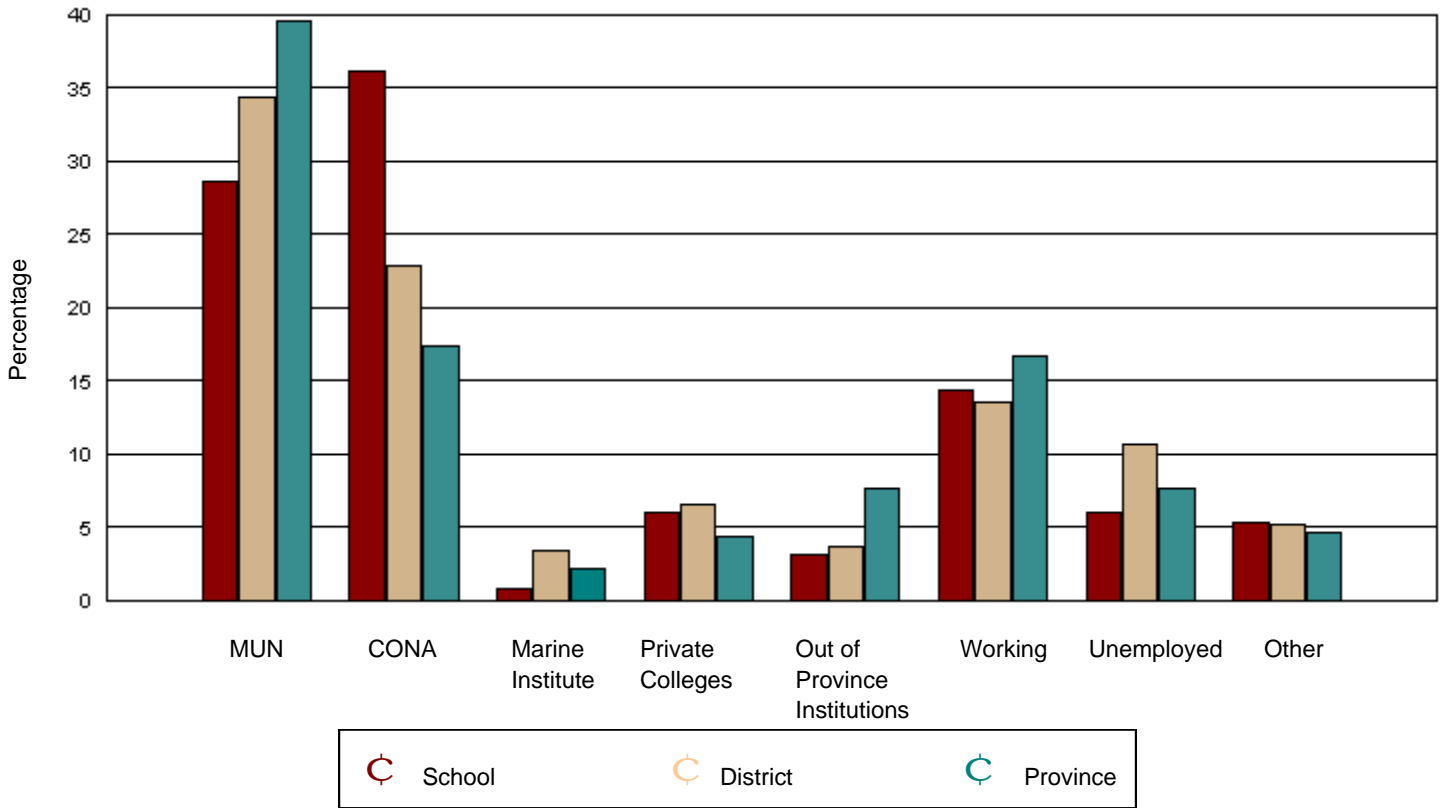
District 9 - Avalon West

School #: 253

Carbonear College, Carbonear

Grades: 10-12

	<u>School</u>		<u>District</u>		<u>Province</u>	
	<u>Number</u>	<u>Percentage</u>	<u>Number</u>	<u>Percentage</u>	<u>Number</u>	<u>Percentage</u>
Memorial University	38	28.6	249	34.3	2,126	39.6
College of the North Atlantic	48	36.1	166	22.8	931	17.3
Marine Institute	1	0.8	25	3.4	112	2.1
Private Colleges	8	6.0	48	6.6	229	4.3
Out of Province Institutions	4	3.1	26	3.6	410	7.6
Working	19	14.3	98	13.5	898	16.7
Unemployed	8	6.0	77	10.6	416	7.7
Other	7	5.3	38	5.2	249	4.6



Carbonear College had 149 graduates in June 2001. Of these, 133 were tracked and are shown in this report.
 District 9 - Avalon West had 804 graduates in June 2001. Of these, 727 were tracked and are shown in this report.

Source: Department of Youth Services & Post-Secondary Education

Of the 5,992 provincial graduates in June 2001, only 621 could not be tracked. It is reasonably certain that none are attending Memorial University, the College of the North Atlantic, or the Marine Institute. While there is a low possibility these graduates are attending a Newfoundland private college or an out of province institution, it is more likely they are working, unemployed, or engaged in other activities.



Follow-Up Report of High School Graduates, June 2001

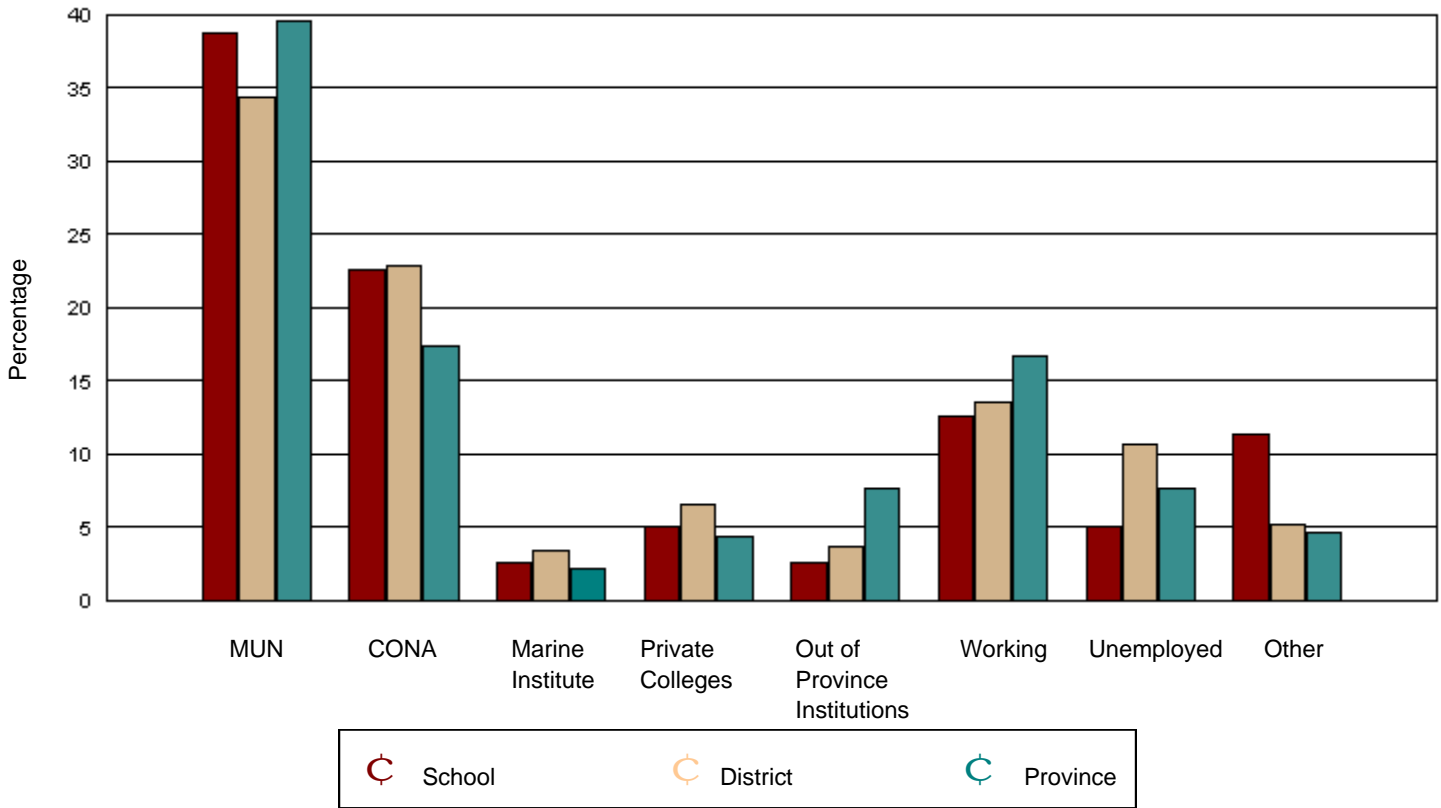
District 9 - Avalon West

School #: 464

Crescent Collegiate, Blaketown

Grades: 7-12

	<u>School</u>		<u>District</u>		<u>Province</u>	
	Number	Percentage	Number	Percentage	Number	Percentage
Memorial University	31	38.8	249	34.3	2,126	39.6
College of the North Atlantic	18	22.5	166	22.8	931	17.3
Marine Institute	2	2.5	25	3.4	112	2.1
Private Colleges	4	5.0	48	6.6	229	4.3
Out of Province Institutions	2	2.6	26	3.6	410	7.6
Working	10	12.5	98	13.5	898	16.7
Unemployed	4	5.0	77	10.6	416	7.7
Other	9	11.3	38	5.2	249	4.6



Crescent Collegiate had 91 graduates in June 2001. Of these, 80 were tracked and are shown in this report.

District 9 - Avalon West had 804 graduates in June 2001. Of these, 727 were tracked and are shown in this report.

Source: Department of Youth Services & Post-Secondary Education

Of the 5,992 provincial graduates in June 2001, only 621 could not be tracked. It is reasonably certain that none are attending Memorial University, the College of the North Atlantic, or the Marine Institute. While there is a low possibility these graduates are attending a Newfoundland private college or an out of province institution, it is more likely they are working, unemployed, or engaged in other activities.



Follow-Up Report of High School Graduates, June 2001

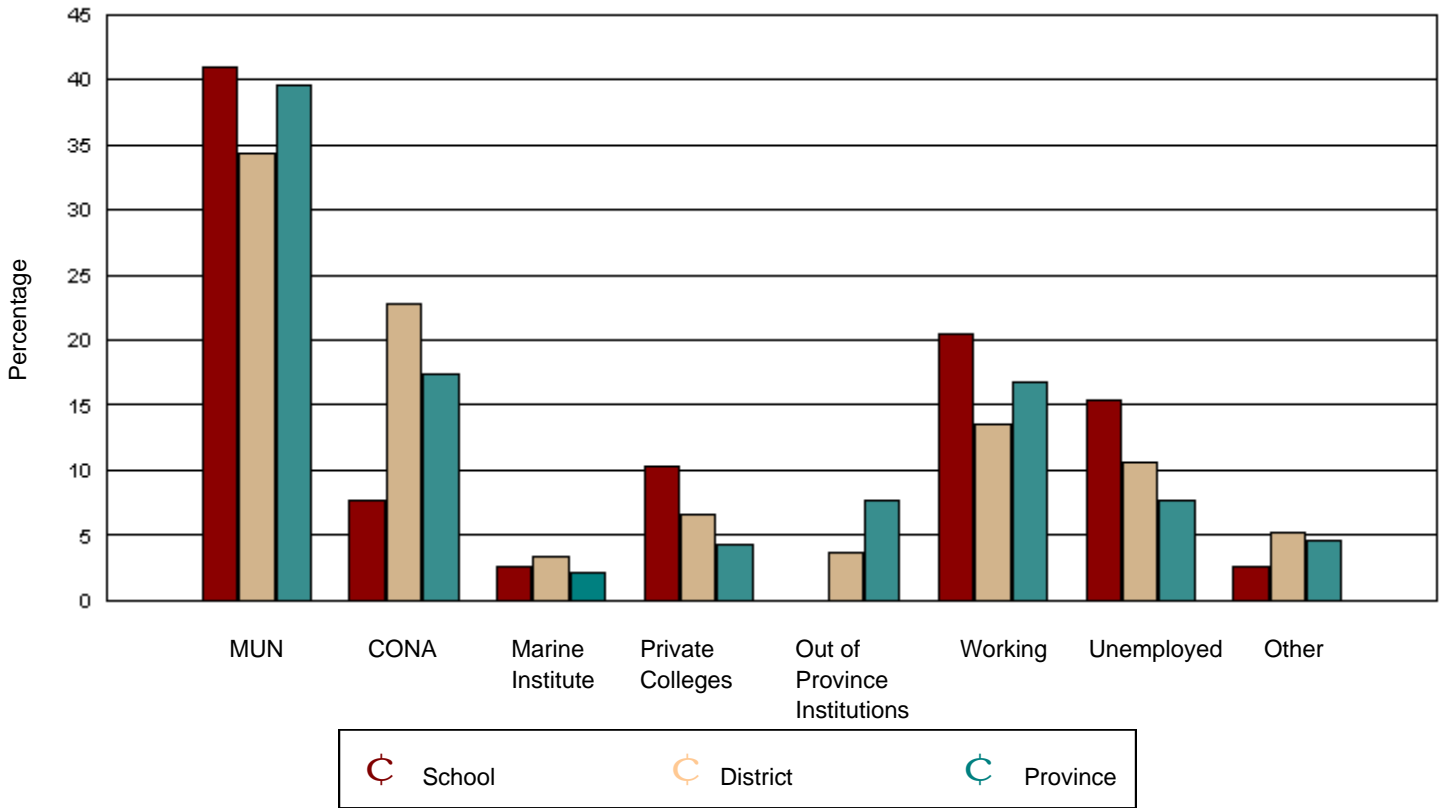
District 9 - Avalon West

School #: 287

Dunne Memorial Academy, St. Mary's

Grades: K-12

	<u>School</u>		<u>District</u>		<u>Province</u>	
	<u>Number</u>	<u>Percentage</u>	<u>Number</u>	<u>Percentage</u>	<u>Number</u>	<u>Percentage</u>
Memorial University	16	41.0	249	34.3	2,126	39.6
College of the North Atlantic	3	7.7	166	22.8	931	17.3
Marine Institute	1	2.6	25	3.4	112	2.1
Private Colleges	4	10.3	48	6.6	229	4.3
Out of Province Institutions	0	0.0	26	3.6	410	7.6
Working	8	20.5	98	13.5	898	16.7
Unemployed	6	15.4	77	10.6	416	7.7
Other	1	2.6	38	5.2	249	4.6



Dunne Memorial Academy had 44 graduates in June 2001. Of these, 39 were tracked and are shown in this report.

District 9 - Avalon West had 804 graduates in June 2001. Of these, 727 were tracked and are shown in this report.

Source: Department of Youth Services & Post-Secondary Education

Of the 5,992 provincial graduates in June 2001, only 621 could not be tracked. It is reasonably certain that none are attending Memorial University, the College of the North Atlantic, or the Marine Institute. While there is a low possibility these graduates are attending a Newfoundland private college or an out of province institution, it is more likely they are working, unemployed, or engaged in other activities.



Follow-Up Report of High School Graduates, June 2001

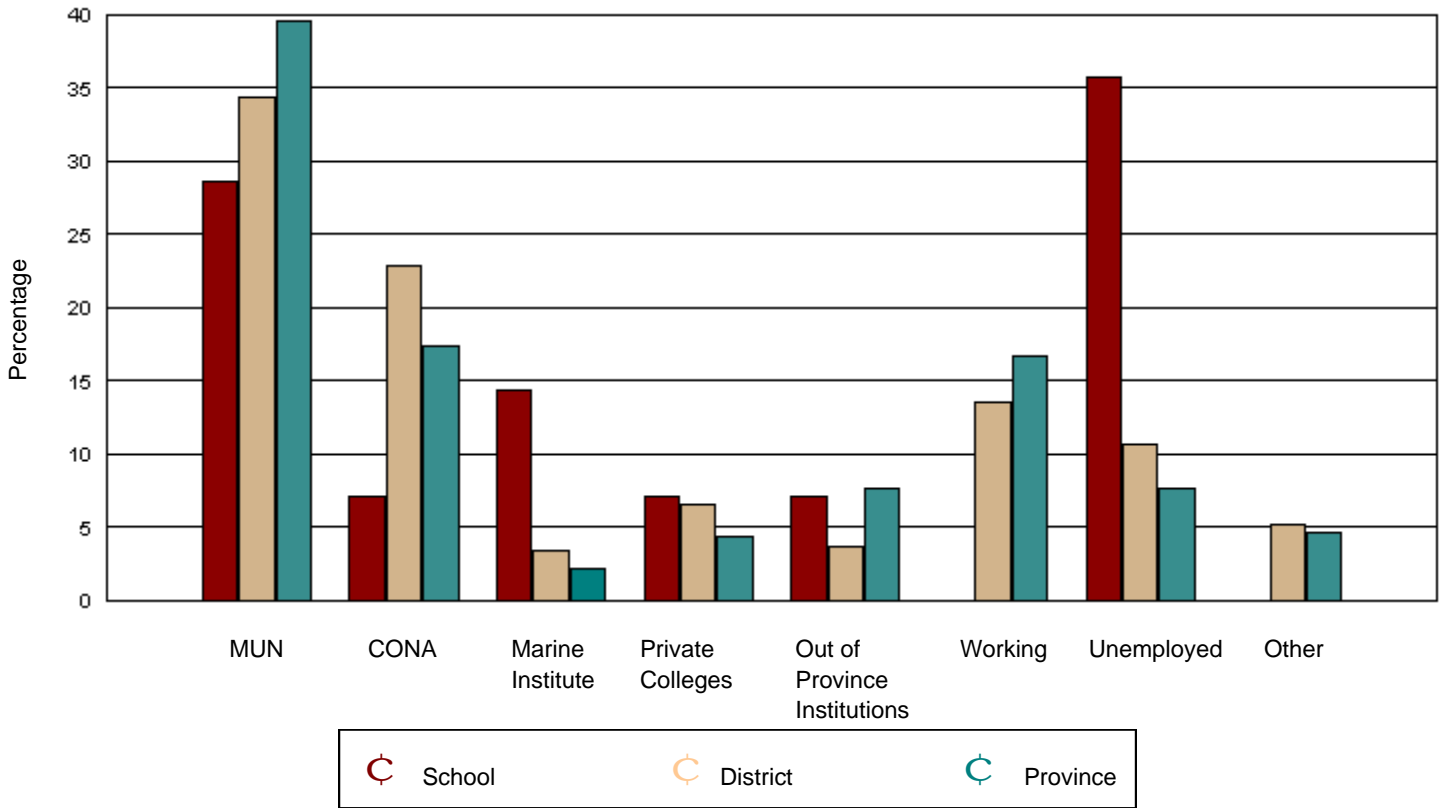
District 9 - Avalon West

School #: 252

E.J. Pratt Central High, Brownsdale

Grades: 8-12

	School		District		Province	
	Number	Percentage	Number	Percentage	Number	Percentage
Memorial University	4	28.6	249	34.3	2,126	39.6
College of the North Atlantic	1	7.1	166	22.8	931	17.3
Marine Institute	2	14.3	25	3.4	112	2.1
Private Colleges	1	7.1	48	6.6	229	4.3
Out of Province Institutions	1	7.1	26	3.6	410	7.6
Working	0	0.0	98	13.5	898	16.7
Unemployed	5	35.7	77	10.6	416	7.7
Other	0	0.0	38	5.2	249	4.6



E.J. Pratt Central High had 14 graduates in June 2001. Of these, 14 were tracked and are shown in this report.

District 9 - Avalon West had 804 graduates in June 2001. Of these, 727 were tracked and are shown in this report.

Source: Department of Youth Services & Post-Secondary Education

Of the 5,992 provincial graduates in June 2001, only 621 could not be tracked. It is reasonably certain that none are attending Memorial University, the College of the North Atlantic, or the Marine Institute. While there is a low possibility these graduates are attending a Newfoundland private college or an out of province institution, it is more likely they are working, unemployed, or engaged in other activities.



Follow-Up Report of High School Graduates, June 2001

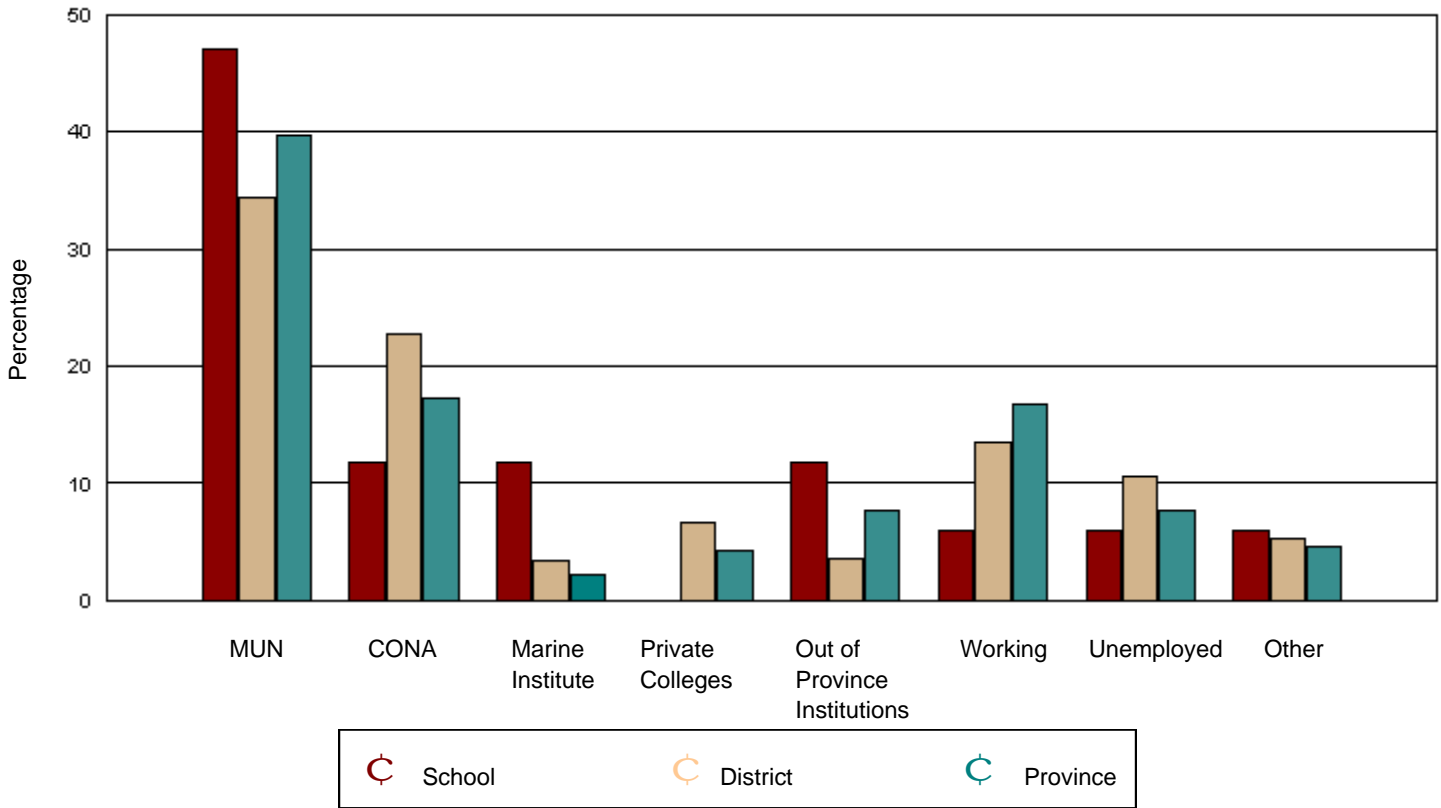
District 9 - Avalon West

School #: 286

Fatima Academy, St. Bride's

Grades: K-12

	<u>School</u>		<u>District</u>		<u>Province</u>	
	<u>Number</u>	<u>Percentage</u>	<u>Number</u>	<u>Percentage</u>	<u>Number</u>	<u>Percentage</u>
Memorial University	8	47.1	249	34.3	2,126	39.6
College of the North Atlantic	2	11.8	166	22.8	931	17.3
Marine Institute	2	11.8	25	3.4	112	2.1
Private Colleges	0	0.0	48	6.6	229	4.3
Out of Province Institutions	2	11.8	26	3.6	410	7.6
Working	1	5.9	98	13.5	898	16.7
Unemployed	1	5.9	77	10.6	416	7.7
Other	1	5.9	38	5.2	249	4.6



Fatima Academy had 22 graduates in June 2001. Of these, 17 were tracked and are shown in this report.

District 9 - Avalon West had 804 graduates in June 2001. Of these, 727 were tracked and are shown in this report.

Source: Department of Youth Services & Post-Secondary Education

Of the 5,992 provincial graduates in June 2001, only 621 could not be tracked. It is reasonably certain that none are attending Memorial University, the College of the North Atlantic, or the Marine Institute. While there is a low possibility these graduates are attending a Newfoundland private college or an out of province institution, it is more likely they are working, unemployed, or engaged in other activities.



Follow-Up Report of High School Graduates, June 2001

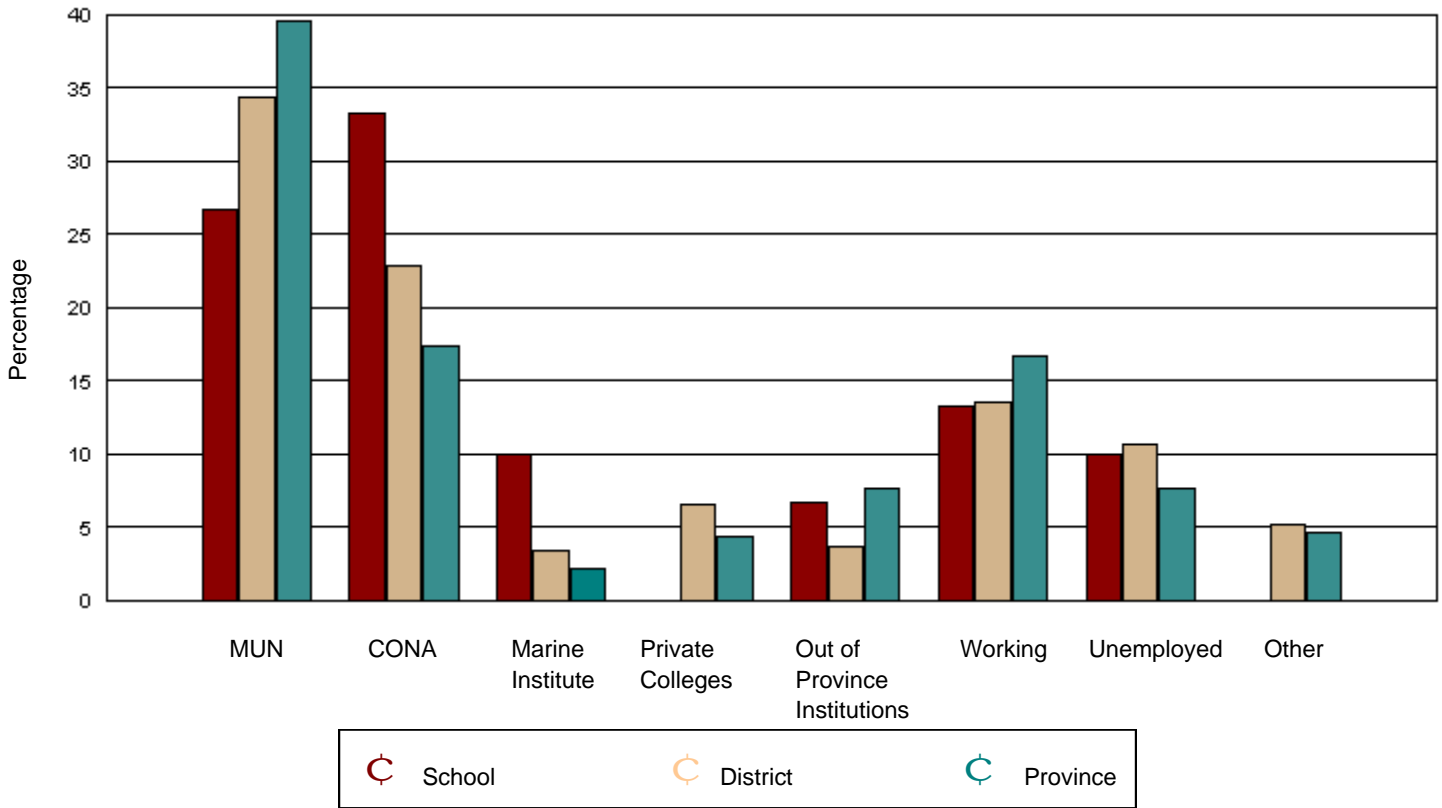
District 9 - Avalon West

School #: 271

Holy Trinity RH, Heart's Content

Grades: 8-12

	<u>School</u>		<u>District</u>		<u>Province</u>	
	<u>Number</u>	<u>Percentage</u>	<u>Number</u>	<u>Percentage</u>	<u>Number</u>	<u>Percentage</u>
Memorial University	8	26.7	249	34.3	2,126	39.6
College of the North Atlantic	10	33.3	166	22.8	931	17.3
Marine Institute	3	10.0	25	3.4	112	2.1
Private Colleges	0	0.0	48	6.6	229	4.3
Out of Province Institutions	2	6.7	26	3.6	410	7.6
Working	4	13.3	98	13.5	898	16.7
Unemployed	3	10.0	77	10.6	416	7.7
Other	0	0.0	38	5.2	249	4.6



Holy Trinity RH had 36 graduates in June 2001. Of these, 30 were tracked and are shown in this report.

District 9 - Avalon West had 804 graduates in June 2001. Of these, 727 were tracked and are shown in this report.

Source: Department of Youth Services & Post-Secondary Education

Of the 5,992 provincial graduates in June 2001, only 621 could not be tracked. It is reasonably certain that none are attending Memorial University, the College of the North Atlantic, or the Marine Institute. While there is a low possibility these graduates are attending a Newfoundland private college or an out of province institution, it is more likely they are working, unemployed, or engaged in other activities.



Follow-Up Report of High School Graduates, June 2001

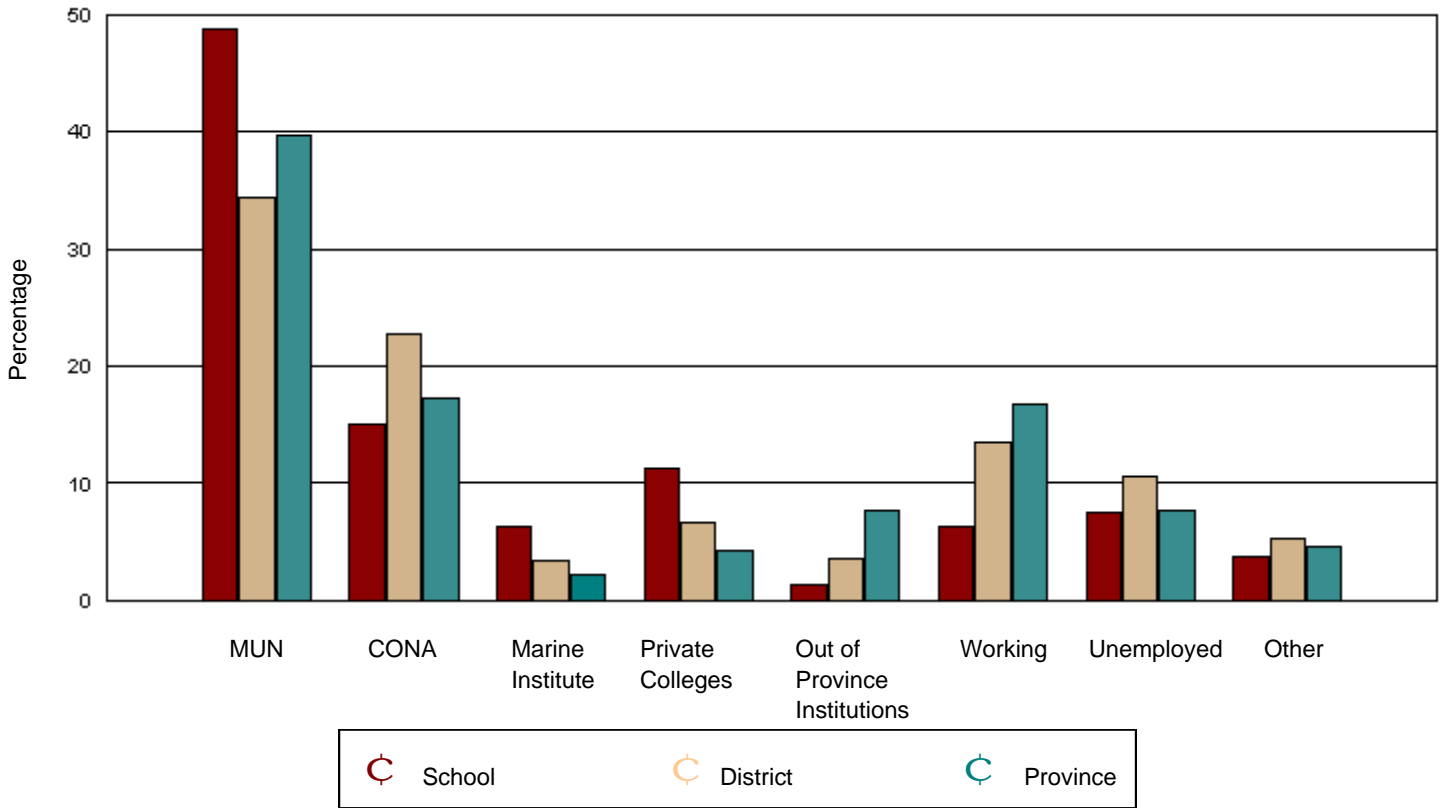
District 9 - Avalon West

School #: 280

Laval High School, Placentia

Grades: 9-12

	<u>School</u>		<u>District</u>		<u>Province</u>	
	<u>Number</u>	<u>Percentage</u>	<u>Number</u>	<u>Percentage</u>	<u>Number</u>	<u>Percentage</u>
Memorial University	39	48.8	249	34.3	2,126	39.6
College of the North Atlantic	12	15.0	166	22.8	931	17.3
Marine Institute	5	6.3	25	3.4	112	2.1
Private Colleges	9	11.3	48	6.6	229	4.3
Out of Province Institutions	1	1.3	26	3.6	410	7.6
Working	5	6.3	98	13.5	898	16.7
Unemployed	6	7.5	77	10.6	416	7.7
Other	3	3.8	38	5.2	249	4.6



Laval High School had 83 graduates in June 2001. Of these, 80 were tracked and are shown in this report.

District 9 - Avalon West had 804 graduates in June 2001. Of these, 727 were tracked and are shown in this report.

Source: Department of Youth Services & Post-Secondary Education

Of the 5,992 provincial graduates in June 2001, only 621 could not be tracked. It is reasonably certain that none are attending Memorial University, the College of the North Atlantic, or the Marine Institute. While there is a low possibility these graduates are attending a Newfoundland private college or an out of province institution, it is more likely they are working, unemployed, or engaged in other activities.



Follow-Up Report of High School Graduates, June 2001

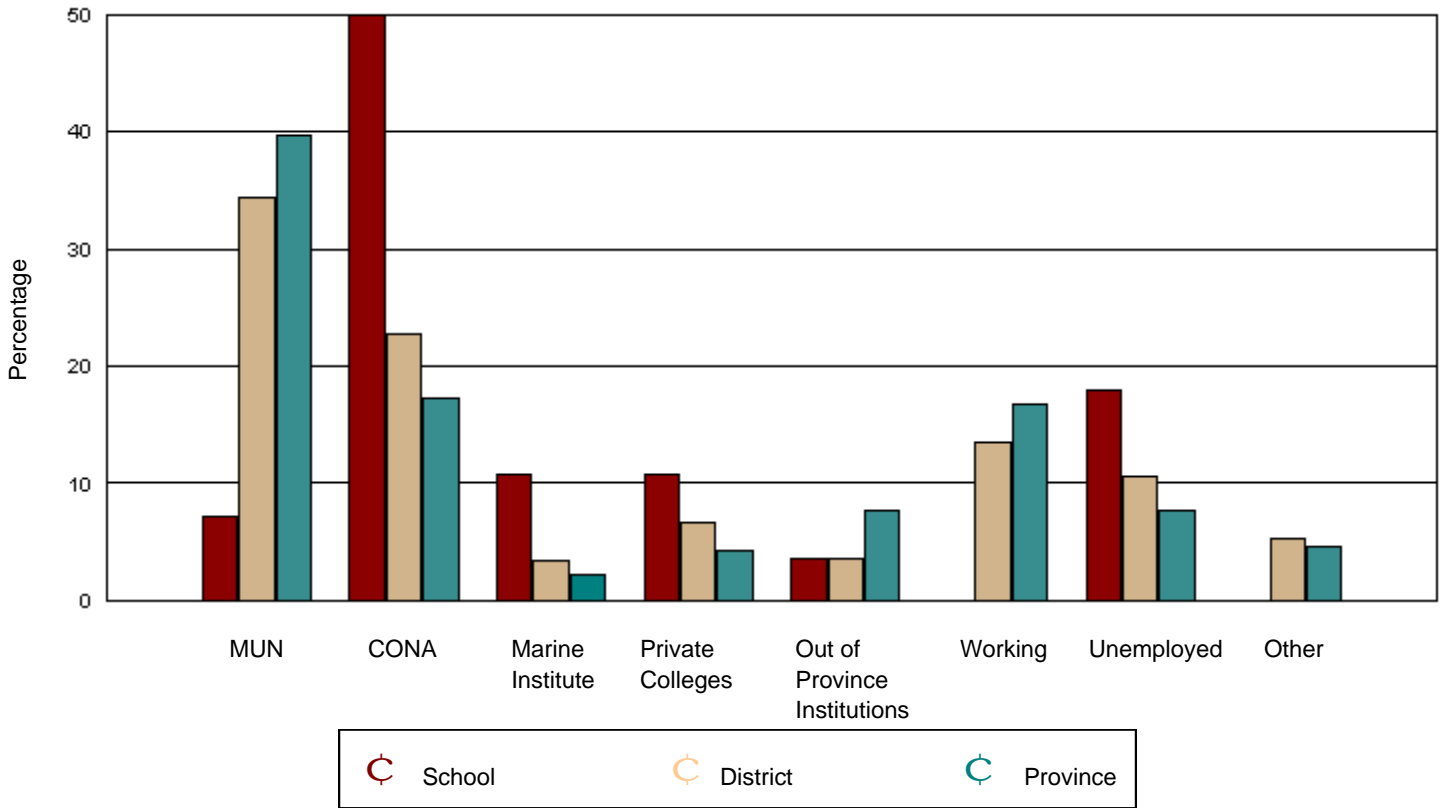
District 9 - Avalon West

School #: 439

North Shore Collegiate, Northern Bay

Grades: 7-12

	<u>School</u>		<u>District</u>		<u>Province</u>	
	<u>Number</u>	<u>Percentage</u>	<u>Number</u>	<u>Percentage</u>	<u>Number</u>	<u>Percentage</u>
Memorial University	2	7.1	249	34.3	2,126	39.6
College of the North Atlantic	14	50.0	166	22.8	931	17.3
Marine Institute	3	10.7	25	3.4	112	2.1
Private Colleges	3	10.7	48	6.6	229	4.3
Out of Province Institutions	1	3.6	26	3.6	410	7.6
Working	0	0.0	98	13.5	898	16.7
Unemployed	5	17.9	77	10.6	416	7.7
Other	0	0.0	38	5.2	249	4.6



North Shore Collegiate had 33 graduates in June 2001. Of these, 28 were tracked and are shown in this report.
 District 9 - Avalon West had 804 graduates in June 2001. Of these, 727 were tracked and are shown in this report.

Source: Department of Youth Services & Post-Secondary Education

Of the 5,992 provincial graduates in June 2001, only 621 could not be tracked. It is reasonably certain that none are attending Memorial University, the College of the North Atlantic, or the Marine Institute. While there is a low possibility these graduates are attending a Newfoundland private college or an out of province institution, it is more likely they are working, unemployed, or engaged in other activities.



Follow-Up Report of High School Graduates, June 2001

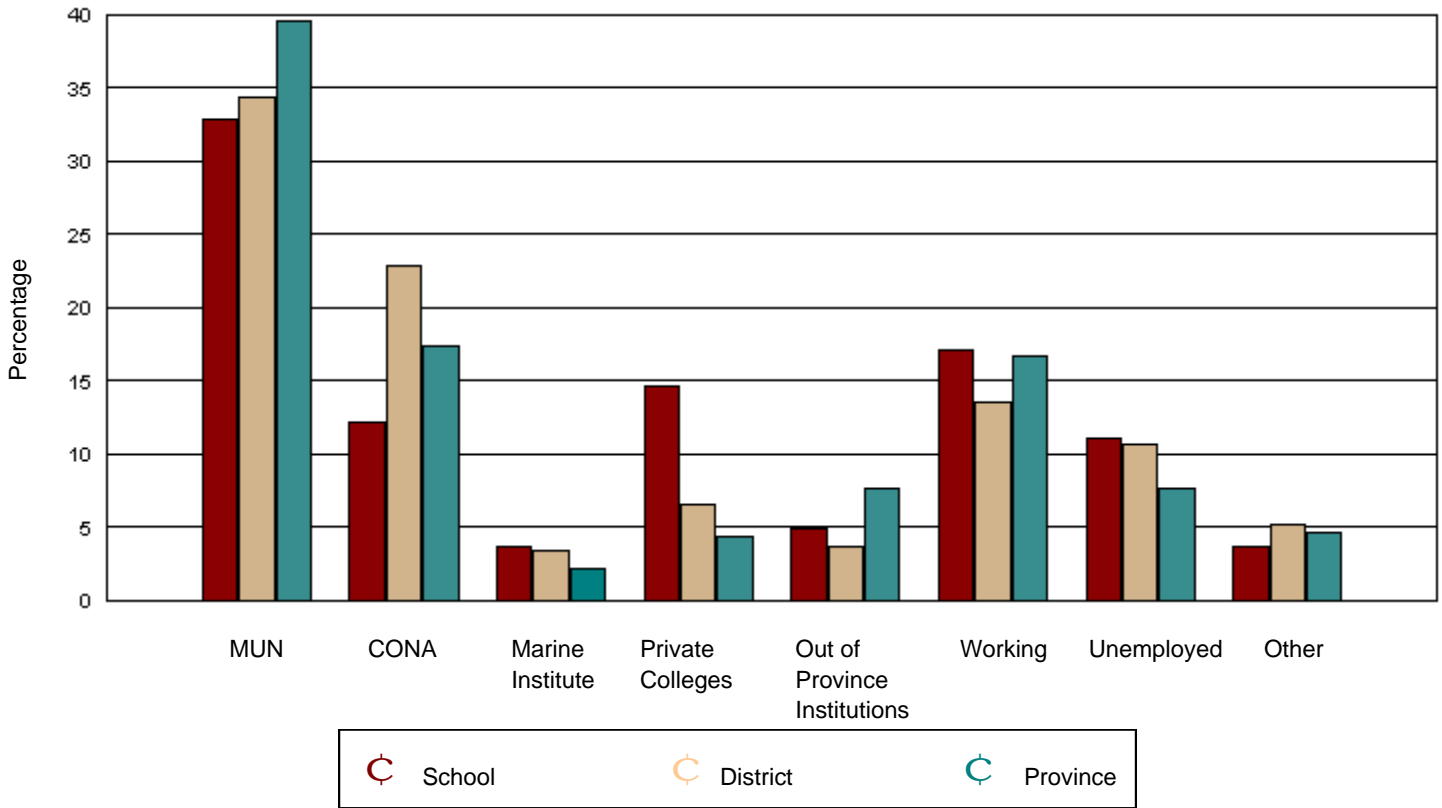
District 9 - Avalon West

School #: 247

Roncalli CH, Avondale

Grades: 7-12

	<u>School</u>		<u>District</u>		<u>Province</u>	
	Number	Percentage	Number	Percentage	Number	Percentage
Memorial University	27	32.9	249	34.3	2,126	39.6
College of the North Atlantic	10	12.2	166	22.8	931	17.3
Marine Institute	3	3.7	25	3.4	112	2.1
Private Colleges	12	14.6	48	6.6	229	4.3
Out of Province Institutions	4	4.9	26	3.6	410	7.6
Working	14	17.1	98	13.5	898	16.7
Unemployed	9	11.0	77	10.6	416	7.7
Other	3	3.7	38	5.2	249	4.6



Roncalli CH had 87 graduates in June 2001. Of these, 82 were tracked and are shown in this report.
 District 9 - Avalon West had 804 graduates in June 2001. Of these, 727 were tracked and are shown in this report.

Source: Department of Youth Services & Post-Secondary Education

Of the 5,992 provincial graduates in June 2001, only 621 could not be tracked. It is reasonably certain that none are attending Memorial University, the College of the North Atlantic, or the Marine Institute. While there is a low possibility these graduates are attending a Newfoundland private college or an out of province institution, it is more likely they are working, unemployed, or engaged in other activities.



Follow-Up Report of High School Graduates, June 2001

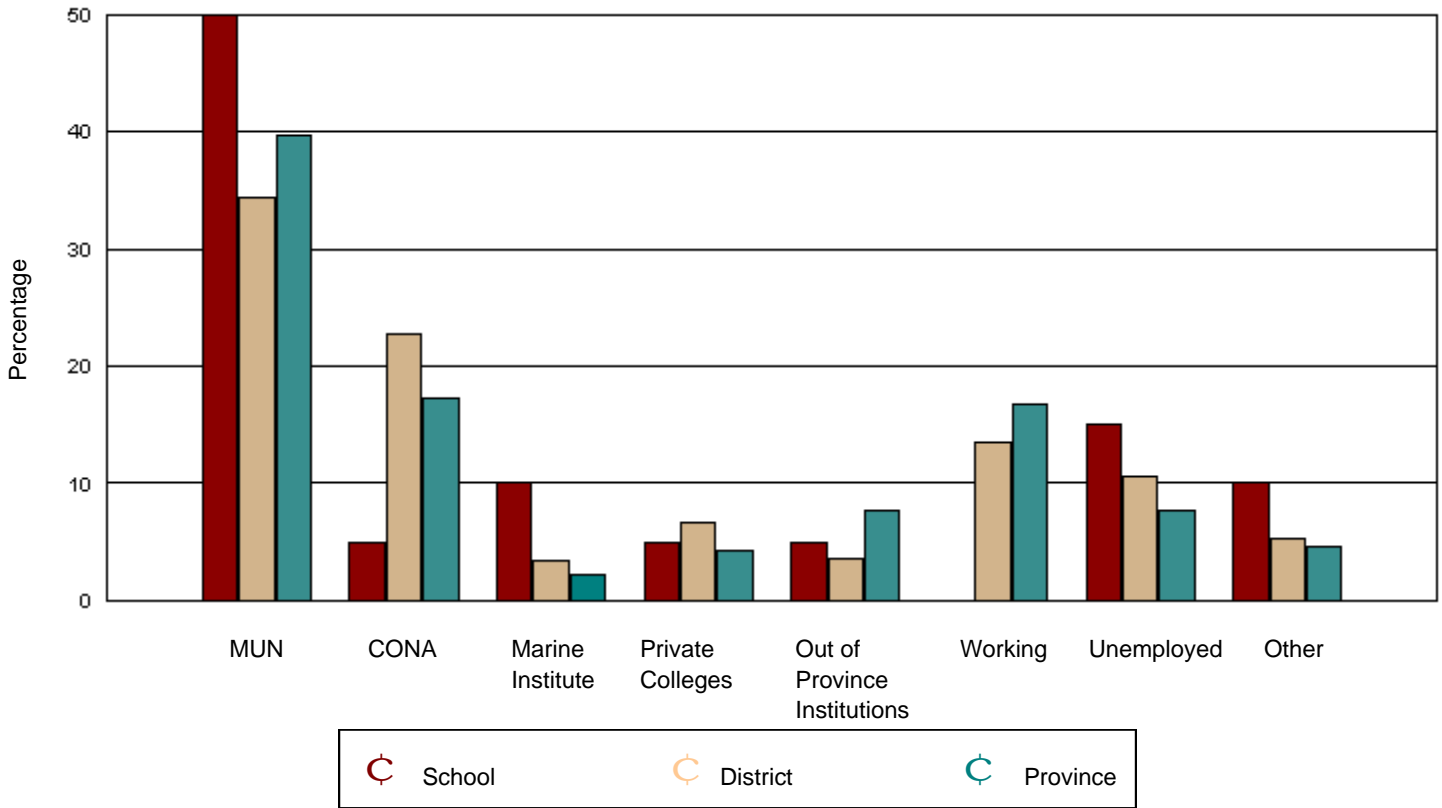
District 9 - Avalon West

School #: 274

St. Catherine's Academy, Mount Carmel

Grades: K-12

	<u>School</u>		<u>District</u>		<u>Province</u>	
	<u>Number</u>	<u>Percentage</u>	<u>Number</u>	<u>Percentage</u>	<u>Number</u>	<u>Percentage</u>
Memorial University	10	50.0	249	34.3	2,126	39.6
College of the North Atlantic	1	5.0	166	22.8	931	17.3
Marine Institute	2	10.0	25	3.4	112	2.1
Private Colleges	1	5.0	48	6.6	229	4.3
Out of Province Institutions	1	5.0	26	3.6	410	7.6
Working	0	0.0	98	13.5	898	16.7
Unemployed	3	15.0	77	10.6	416	7.7
Other	2	10.0	38	5.2	249	4.6



St. Catherine's Academy had 23 graduates in June 2001. Of these, 20 were tracked and are shown in this report.

District 9 - Avalon West had 804 graduates in June 2001. Of these, 727 were tracked and are shown in this report.

Source: Department of Youth Services & Post-Secondary Education

Of the 5,992 provincial graduates in June 2001, only 621 could not be tracked. It is reasonably certain that none are attending Memorial University, the College of the North Atlantic, or the Marine Institute. While there is a low possibility these graduates are attending a Newfoundland private college or an out of province institution, it is more likely they are working, unemployed, or engaged in other activities.



Follow-Up Report of High School Graduates, June 2001

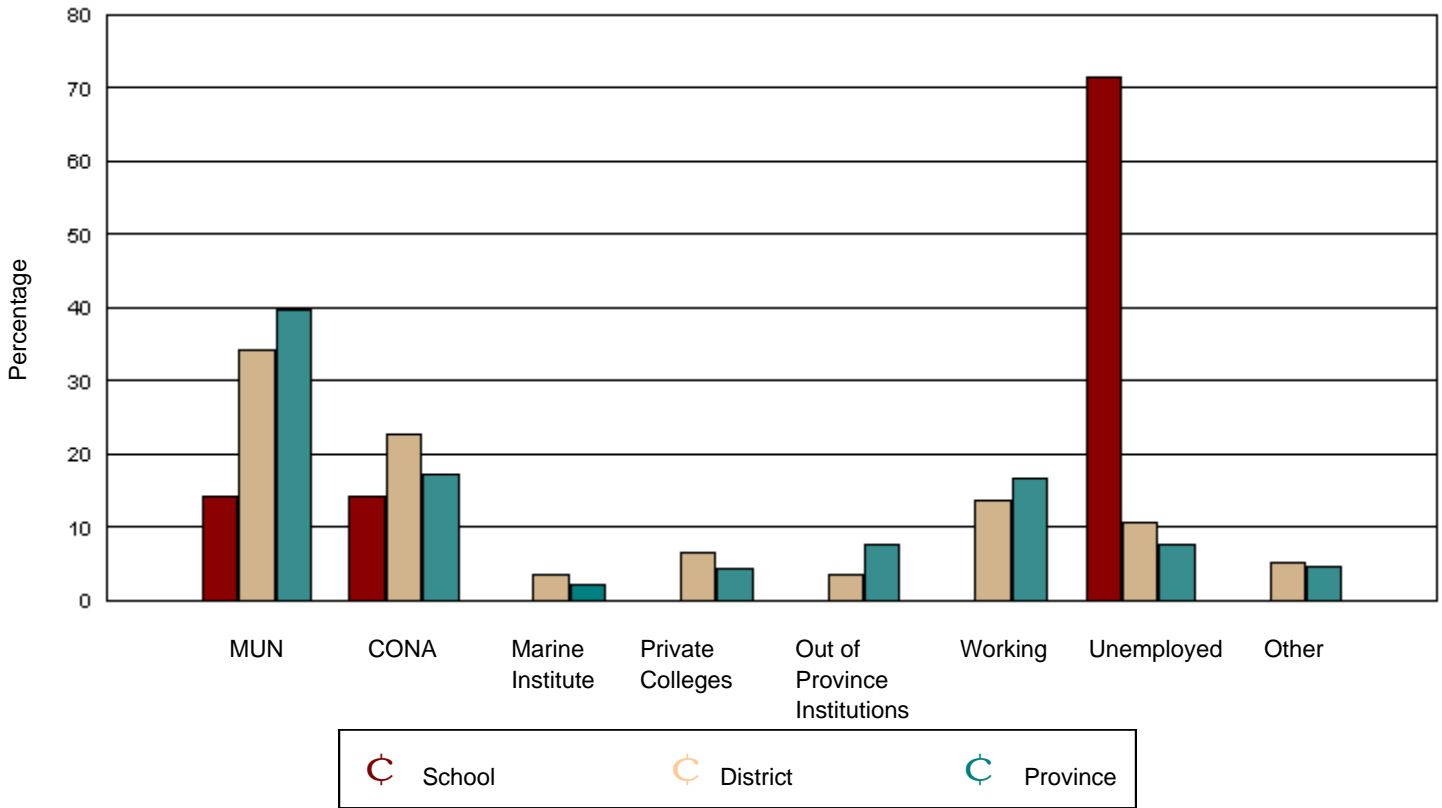
District 9 - Avalon West

School #: 432

St. Joseph's Central, Bay de Verde

Grades: 8-12

	School		District		Province	
	Number	Percentage	Number	Percentage	Number	Percentage
Memorial University	1	14.3	249	34.3	2,126	39.6
College of the North Atlantic	1	14.3	166	22.8	931	17.3
Marine Institute	0	0.0	25	3.4	112	2.1
Private Colleges	0	0.0	48	6.6	229	4.3
Out of Province Institutions	0	0.0	26	3.6	410	7.6
Working	0	0.0	98	13.5	898	16.7
Unemployed	5	71.4	77	10.6	416	7.7
Other	0	0.0	38	5.2	249	4.6



St. Joseph's Central had 8 graduates in June 2001. Of these, 7 were tracked and are shown in this report.

District 9 - Avalon West had 804 graduates in June 2001. Of these, 727 were tracked and are shown in this report.

Source: Department of Youth Services & Post-Secondary Education

Of the 5,992 provincial graduates in June 2001, only 621 could not be tracked. It is reasonably certain that none are attending Memorial University, the College of the North Atlantic, or the Marine Institute. While there is a low possibility these graduates are attending a Newfoundland private college or an out of province institution, it is more likely they are working, unemployed, or engaged in other activities.



Follow-Up Report of High School Graduates, June 2001

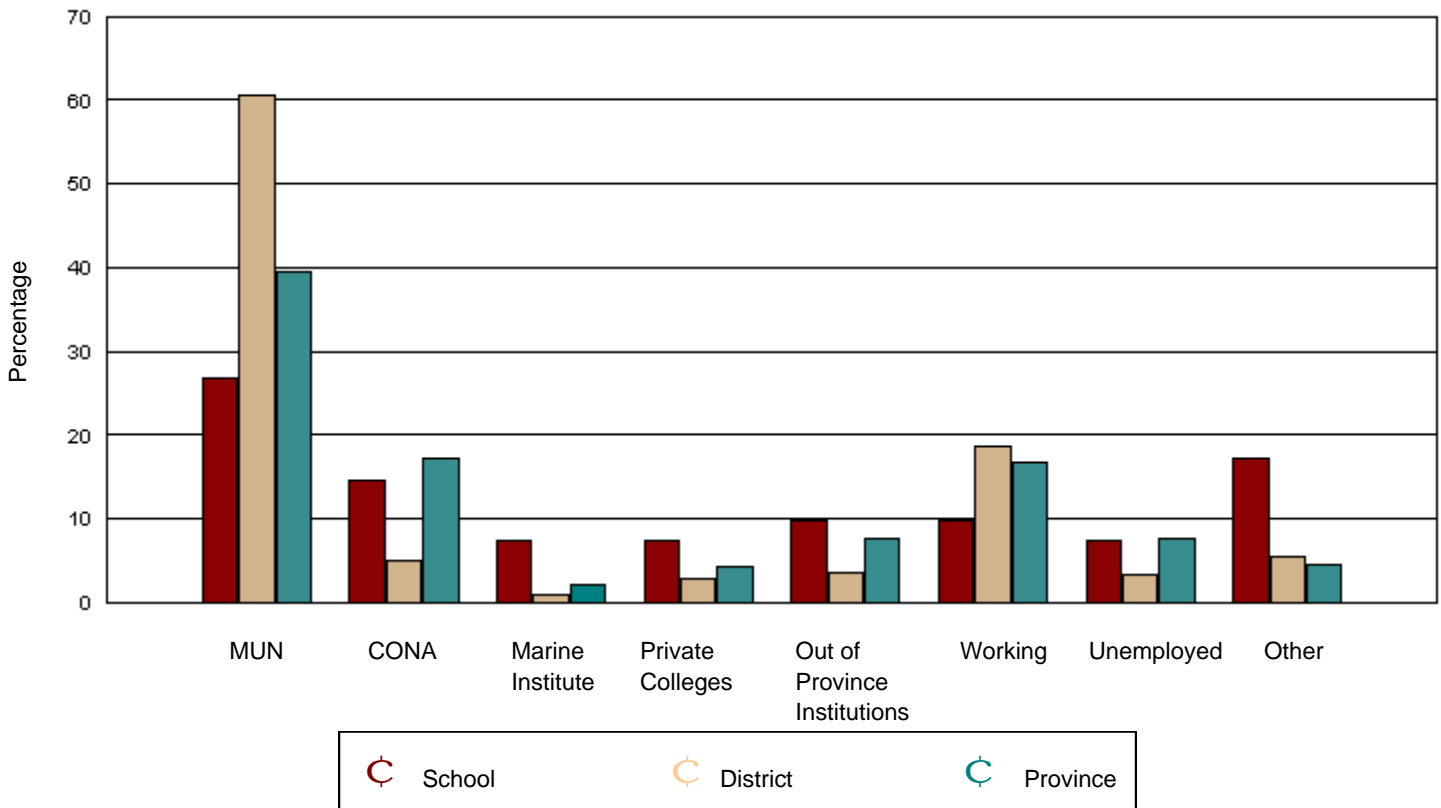
District 10 - Avalon East

School #: 447

Baltimore School Complex, Ferryland

Grades: K-12

	<u>School</u>		<u>District</u>		<u>Province</u>	
	<u>Number</u>	<u>Percentage</u>	<u>Number</u>	<u>Percentage</u>	<u>Number</u>	<u>Percentage</u>
Memorial University	11	26.8	1,002	60.5	2,126	39.6
College of the North Atlantic	6	14.6	82	5.0	931	17.3
Marine Institute	3	7.3	15	0.9	112	2.1
Private Colleges	3	7.3	45	2.7	229	4.3
Out of Province Institutions	4	9.8	58	3.5	410	7.6
Working	4	9.8	310	18.7	898	16.7
Unemployed	3	7.3	55	3.3	416	7.7
Other	7	17.1	89	5.4	249	4.6



Baltimore School Complex had 43 graduates in June 2001. Of these, 41 were tracked and are shown in this report.

District 10 - Avalon East had 1,800 graduates in June 2001. Of these, 1,656 were tracked and are shown in this report.

Source: Department of Youth Services & Post-Secondary Education

Of the 5,992 provincial graduates in June 2001, only 621 could not be tracked. It is reasonably certain that none are attending Memorial University, the College of the North Atlantic, or the Marine Institute. While there is a low possibility these graduates are attending a Newfoundland private college or an out of province institution, it is more likely they are working, unemployed, or engaged in other activities.



Follow-Up Report of High School Graduates, June 2001

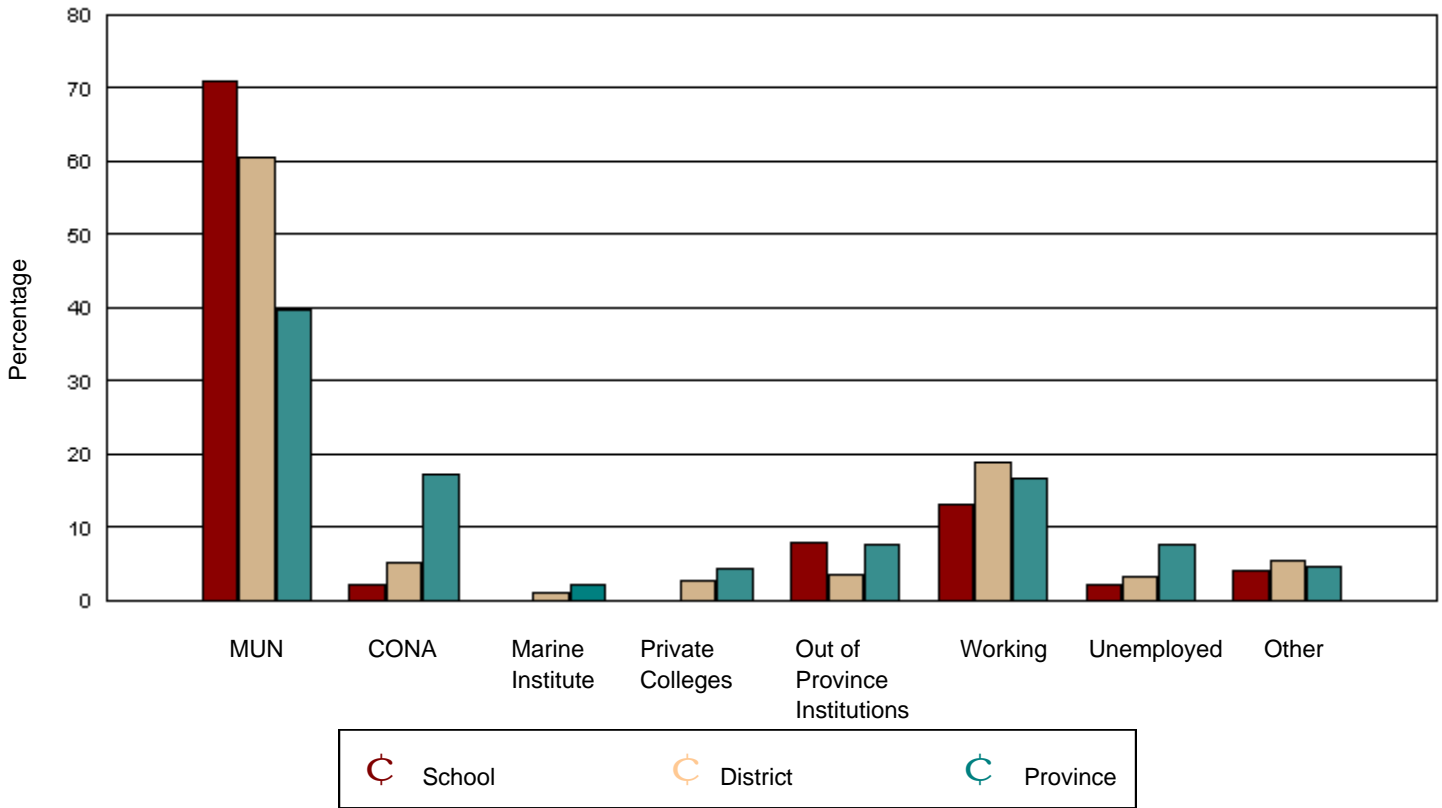
District 10 - Avalon East

School #: 327

Bishops College, St. John's

Grades: 10-12

	<u>School</u>		<u>District</u>		<u>Province</u>	
	Number	Percentage	Number	Percentage	Number	Percentage
Memorial University	107	70.9	1,002	60.5	2,126	39.6
College of the North Atlantic	3	2.0	82	5.0	931	17.3
Marine Institute	0	0.0	15	0.9	112	2.1
Private Colleges	0	0.0	45	2.7	229	4.3
Out of Province Institutions	12	8.0	58	3.5	410	7.6
Working	20	13.2	310	18.7	898	16.7
Unemployed	3	2.0	55	3.3	416	7.7
Other	6	4.0	89	5.4	249	4.6



Bishops College had 164 graduates in June 2001. Of these, 151 were tracked and are shown in this report.
 District 10 - Avalon East had 1,800 graduates in June 2001. Of these, 1,656 were tracked and are shown in this report.

Source: Department of Youth Services & Post-Secondary Education

Of the 5,992 provincial graduates in June 2001, only 621 could not be tracked. It is reasonably certain that none are attending Memorial University, the College of the North Atlantic, or the Marine Institute. While there is a low possibility these graduates are attending a Newfoundland private college or an out of province institution, it is more likely they are working, unemployed, or engaged in other activities.



Follow-Up Report of High School Graduates, June 2001

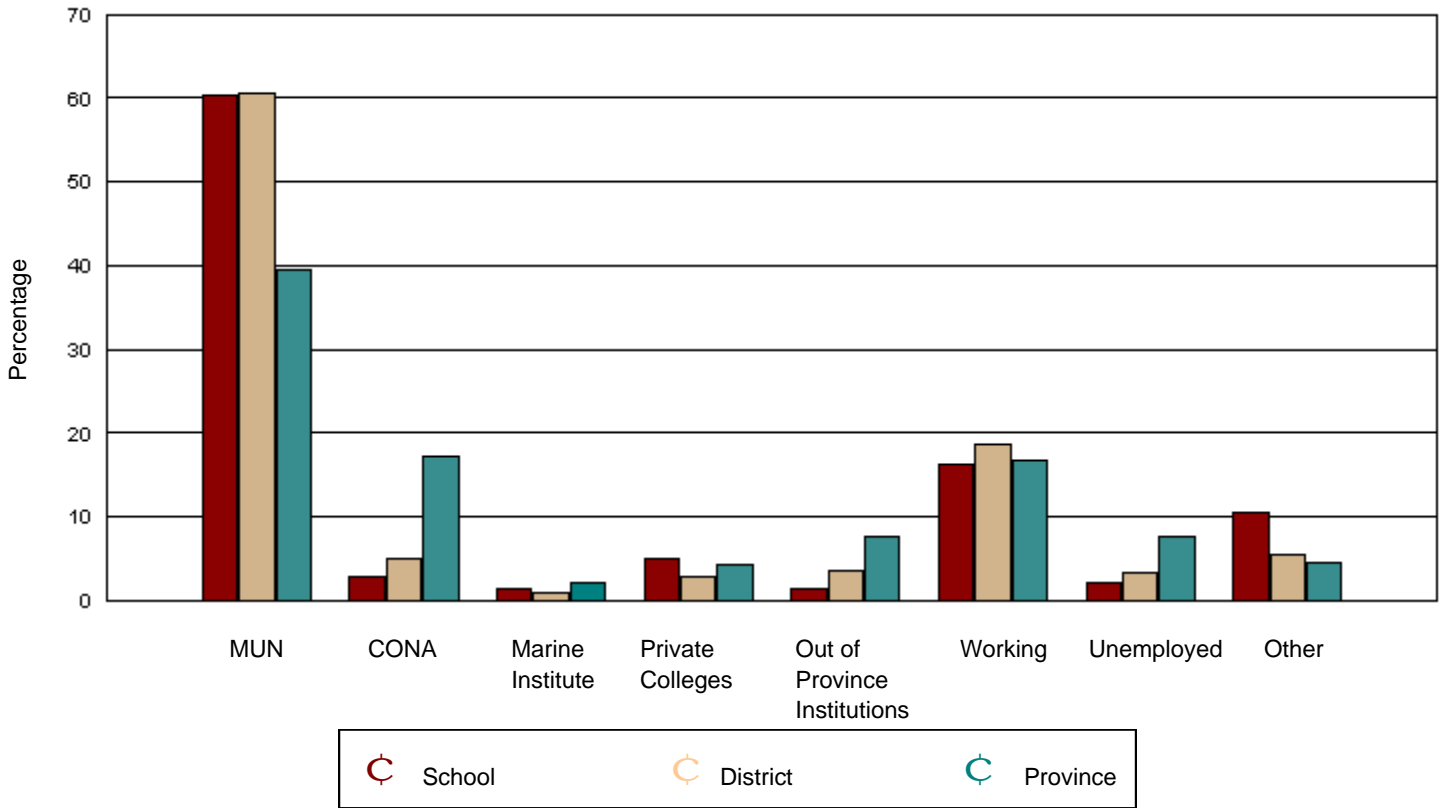
District 10 - Avalon East

School #: 328

Booth Memorial High School, St. John's

Grades: 10-12

	<u>School</u>		<u>District</u>		<u>Province</u>	
	<u>Number</u>	<u>Percentage</u>	<u>Number</u>	<u>Percentage</u>	<u>Number</u>	<u>Percentage</u>
Memorial University	85	60.3	1,002	60.5	2,126	39.6
College of the North Atlantic	4	2.8	82	5.0	931	17.3
Marine Institute	2	1.4	15	0.9	112	2.1
Private Colleges	7	5.0	45	2.7	229	4.3
Out of Province Institutions	2	1.4	58	3.5	410	7.6
Working	23	16.3	310	18.7	898	16.7
Unemployed	3	2.1	55	3.3	416	7.7
Other	15	10.6	89	5.4	249	4.6



Booth Memorial High School had 156 graduates in June 2001. Of these, 141 were tracked and are shown in this report.
 District 10 - Avalon East had 1,800 graduates in June 2001. Of these, 1,656 were tracked and are shown in this report.

Source: Department of Youth Services & Post-Secondary Education

Of the 5,992 provincial graduates in June 2001, only 621 could not be tracked. It is reasonably certain that none are attending Memorial University, the College of the North Atlantic, or the Marine Institute. While there is a low possibility these graduates are attending a Newfoundland private college or an out of province institution, it is more likely they are working, unemployed, or engaged in other activities.



Follow-Up Report of High School Graduates, June 2001

District 10 - Avalon East

School #: 330

Brother Rice Junior High, St. John's

Grades: 7-9

	<u>School</u>		<u>District</u>		<u>Province</u>	
	<u>Number</u>	<u>Percentage</u>	<u>Number</u>	<u>Percentage</u>	<u>Number</u>	<u>Percentage</u>
School data with 5 or fewer students withheld for reasons of confidentiality						
Memorial University			1,002	60.5	2,126	39.6
College of the North Atlantic			82	5.0	931	17.3
Marine Institute			15	0.9	112	2.1
Private Colleges			45	2.7	229	4.3
Out of Province Institutions			58	3.5	410	7.6
Working			310	18.7	898	16.7
Unemployed			55	3.3	416	7.7
Other			89	5.4	249	4.6

Of the 5,992 provincial graduates in June 2001, only 621 could not be tracked. It is reasonably certain that none are attending Memorial University, the College of the North Atlantic, or the Marine Institute. While there is a low possibility these graduates are attending a Newfoundland private college or an out of province institution, it is more likely they are working, unemployed, or engaged in other activities.



Follow-Up Report of High School Graduates, June 2001

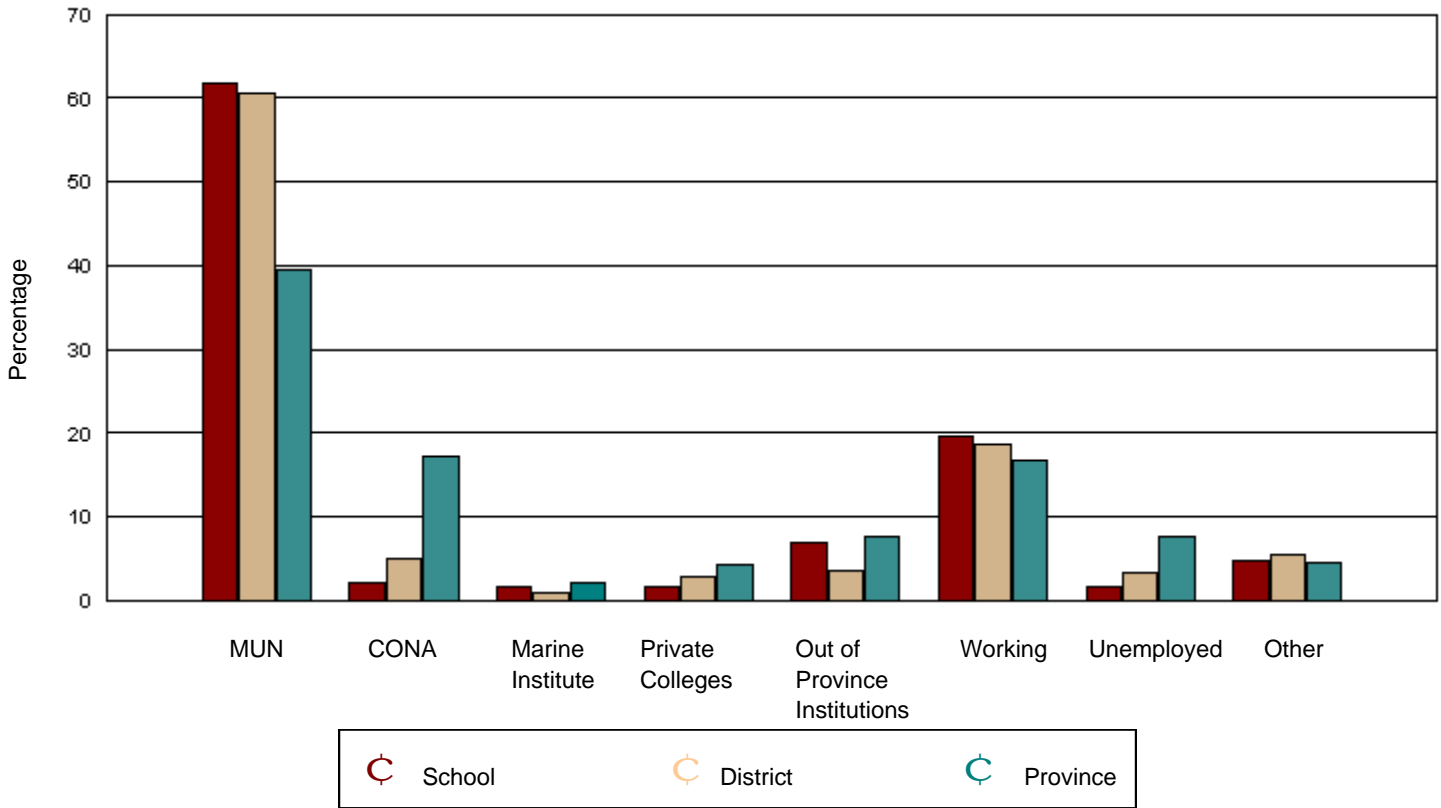
District 10 - Avalon East

School #: 336

Gonzaga High School, St. John's

Grades: 10-12

	<u>School</u>		<u>District</u>		<u>Province</u>	
	<u>Number</u>	<u>Percentage</u>	<u>Number</u>	<u>Percentage</u>	<u>Number</u>	<u>Percentage</u>
Memorial University	117	61.9	1,002	60.5	2,126	39.6
College of the North Atlantic	4	2.1	82	5.0	931	17.3
Marine Institute	3	1.6	15	0.9	112	2.1
Private Colleges	3	1.6	45	2.7	229	4.3
Out of Province Institutions	13	6.9	58	3.5	410	7.6
Working	37	19.6	310	18.7	898	16.7
Unemployed	3	1.6	55	3.3	416	7.7
Other	9	4.8	89	5.4	249	4.6



Gonzaga High School had 205 graduates in June 2001. Of these, 189 were tracked and are shown in this report.
 District 10 - Avalon East had 1,800 graduates in June 2001. Of these, 1,656 were tracked and are shown in this report.

Source: Department of Youth Services & Post-Secondary Education

Of the 5,992 provincial graduates in June 2001, only 621 could not be tracked. It is reasonably certain that none are attending Memorial University, the College of the North Atlantic, or the Marine Institute. While there is a low possibility these graduates are attending a Newfoundland private college or an out of province institution, it is more likely they are working, unemployed, or engaged in other activities.



Follow-Up Report of High School Graduates, June 2001

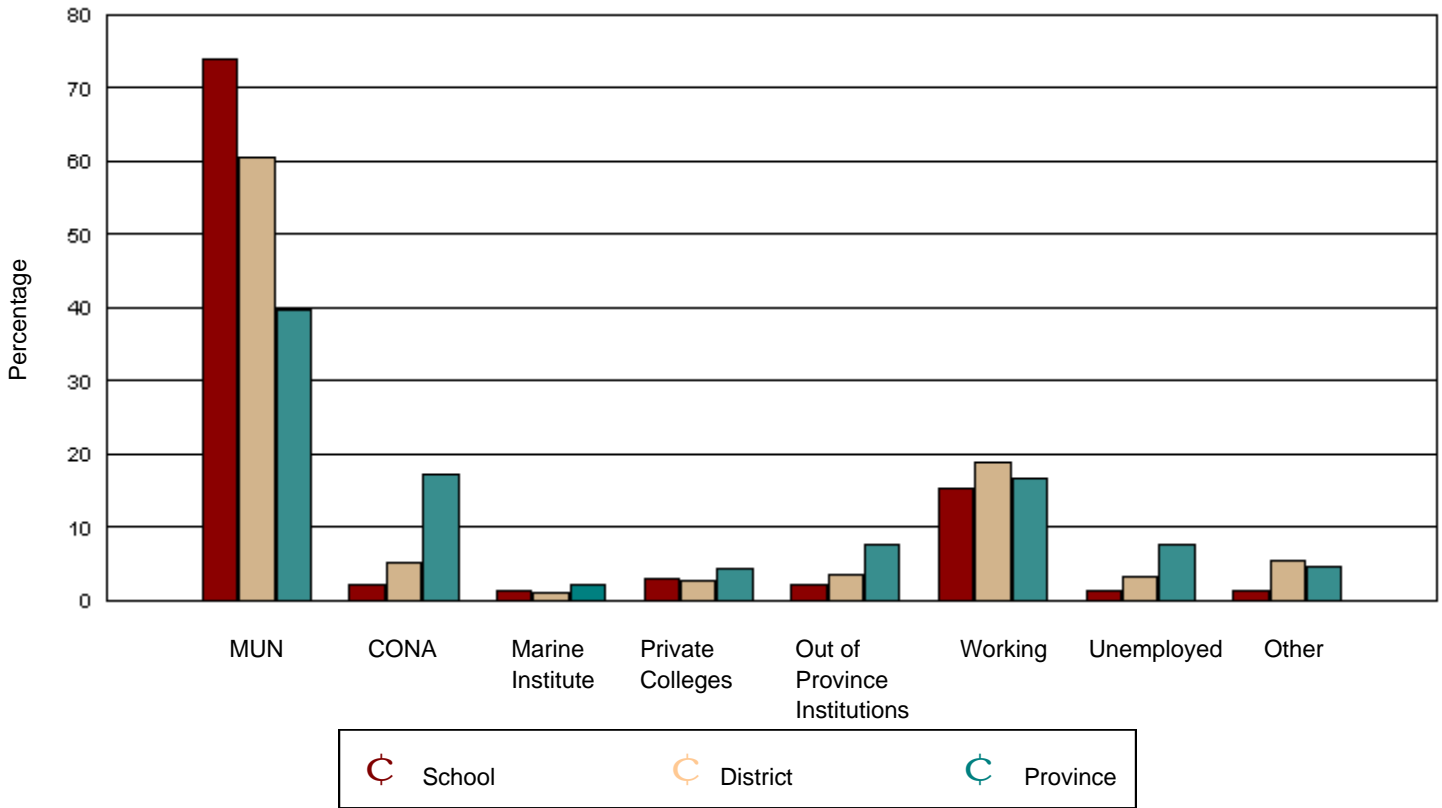
District 10 - Avalon East

School #: 340

Holy Heart of Mary High School, St. John's

Grades: 10-12

	<u>School</u>		<u>District</u>		<u>Province</u>	
	<u>Number</u>	<u>Percentage</u>	<u>Number</u>	<u>Percentage</u>	<u>Number</u>	<u>Percentage</u>
Memorial University	107	73.8	1,002	60.5	2,126	39.6
College of the North Atlantic	3	2.1	82	5.0	931	17.3
Marine Institute	2	1.4	15	0.9	112	2.1
Private Colleges	4	2.8	45	2.7	229	4.3
Out of Province Institutions	3	2.1	58	3.5	410	7.6
Working	22	15.2	310	18.7	898	16.7
Unemployed	2	1.4	55	3.3	416	7.7
Other	2	1.4	89	5.4	249	4.6



Holy Heart of Mary High School had 158 graduates in June 2001. Of these, 145 were tracked and are shown in this report.
 District 10 - Avalon East had 1,800 graduates in June 2001. Of these, 1,656 were tracked and are shown in this report.

Source: Department of Youth Services & Post-Secondary Education

Of the 5,992 provincial graduates in June 2001, only 621 could not be tracked. It is reasonably certain that none are attending Memorial University, the College of the North Atlantic, or the Marine Institute. While there is a low possibility these graduates are attending a Newfoundland private college or an out of province institution, it is more likely they are working, unemployed, or engaged in other activities.



Follow-Up Report of High School Graduates, June 2001

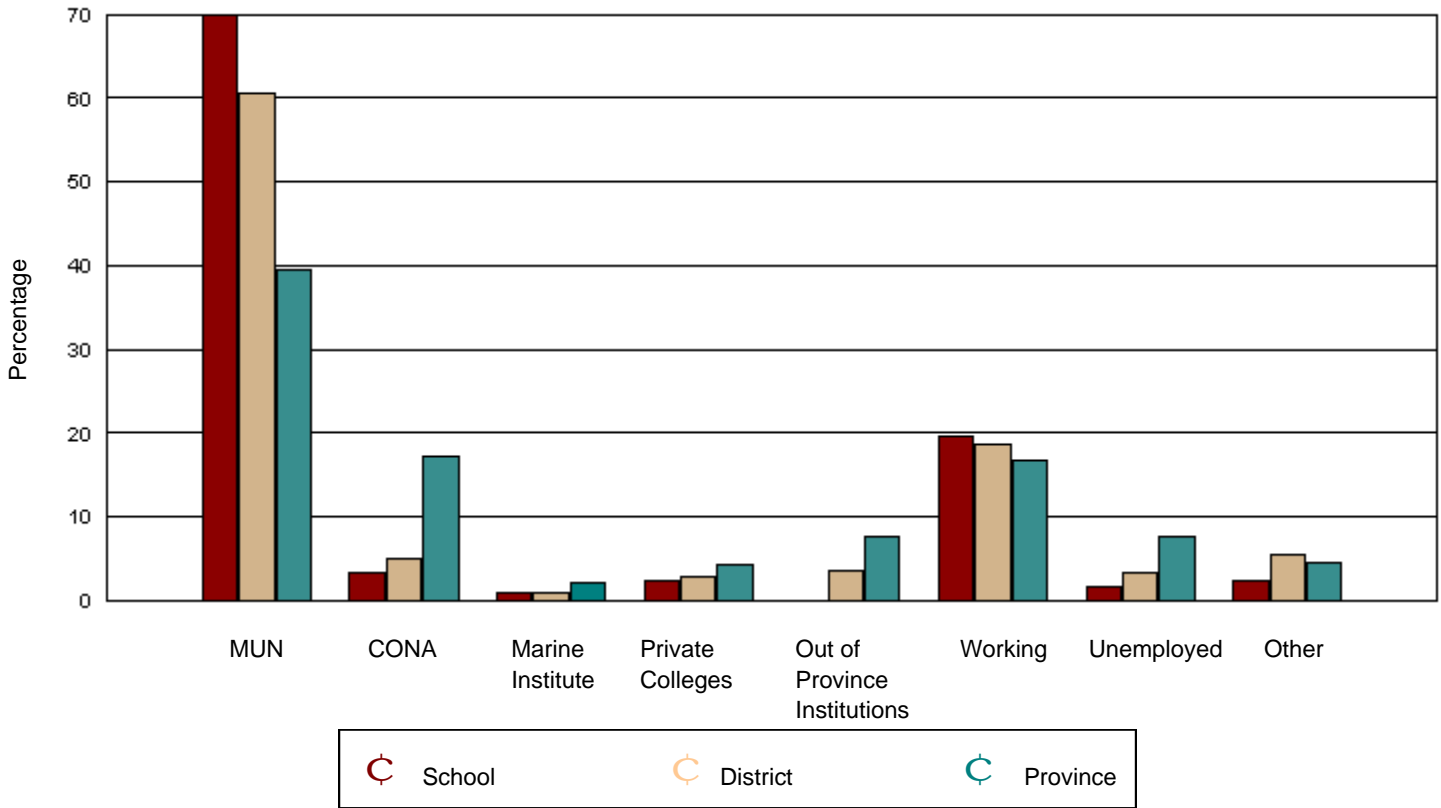
District 10 - Avalon East

School #: 304

Holy Spirit High, Manuels

Grades: 10-12

	<u>School</u>		<u>District</u>		<u>Province</u>	
	<u>Number</u>	<u>Percentage</u>	<u>Number</u>	<u>Percentage</u>	<u>Number</u>	<u>Percentage</u>
Memorial University	86	69.9	1,002	60.5	2,126	39.6
College of the North Atlantic	4	3.3	82	5.0	931	17.3
Marine Institute	1	0.8	15	0.9	112	2.1
Private Colleges	3	2.4	45	2.7	229	4.3
Out of Province Institutions	0	0.0	58	3.5	410	7.6
Working	24	19.5	310	18.7	898	16.7
Unemployed	2	1.6	55	3.3	416	7.7
Other	3	2.4	89	5.4	249	4.6



Holy Spirit High had 136 graduates in June 2001. Of these, 123 were tracked and are shown in this report.

District 10 - Avalon East had 1,800 graduates in June 2001. Of these, 1,656 were tracked and are shown in this report.

Source: Department of Youth Services & Post-Secondary Education

Of the 5,992 provincial graduates in June 2001, only 621 could not be tracked. It is reasonably certain that none are attending Memorial University, the College of the North Atlantic, or the Marine Institute. While there is a low possibility these graduates are attending a Newfoundland private college or an out of province institution, it is more likely they are working, unemployed, or engaged in other activities.



Follow-Up Report of High School Graduates, June 2001

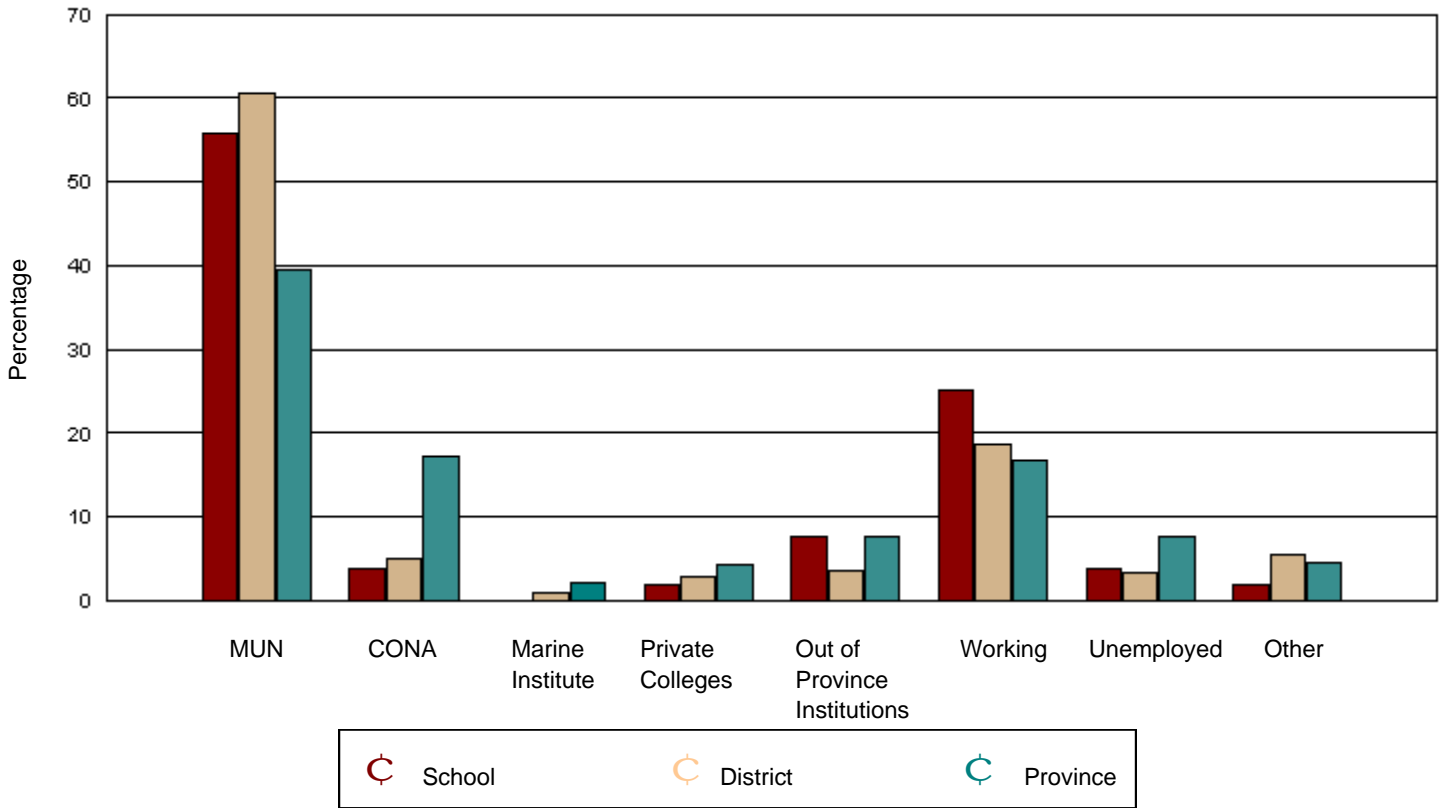
District 10 - Avalon East

School #: 368

Holy Trinity High School, Torbay

Grades: 9-12

	<u>School</u>		<u>District</u>		<u>Province</u>	
	<u>Number</u>	<u>Percentage</u>	<u>Number</u>	<u>Percentage</u>	<u>Number</u>	<u>Percentage</u>
Memorial University	29	55.8	1,002	60.5	2,126	39.6
College of the North Atlantic	2	3.8	82	5.0	931	17.3
Marine Institute	0	0.0	15	0.9	112	2.1
Private Colleges	1	1.9	45	2.7	229	4.3
Out of Province Institutions	4	7.7	58	3.5	410	7.6
Working	13	25.0	310	18.7	898	16.7
Unemployed	2	3.8	55	3.3	416	7.7
Other	1	1.9	89	5.4	249	4.6



Holy Trinity High School had 57 graduates in June 2001. Of these, 52 were tracked and are shown in this report.

District 10 - Avalon East had 1,800 graduates in June 2001. Of these, 1,656 were tracked and are shown in this report.

Source: Department of Youth Services & Post-Secondary Education

Of the 5,992 provincial graduates in June 2001, only 621 could not be tracked. It is reasonably certain that none are attending Memorial University, the College of the North Atlantic, or the Marine Institute. While there is a low possibility these graduates are attending a Newfoundland private college or an out of province institution, it is more likely they are working, unemployed, or engaged in other activities.



Follow-Up Report of High School Graduates, June 2001

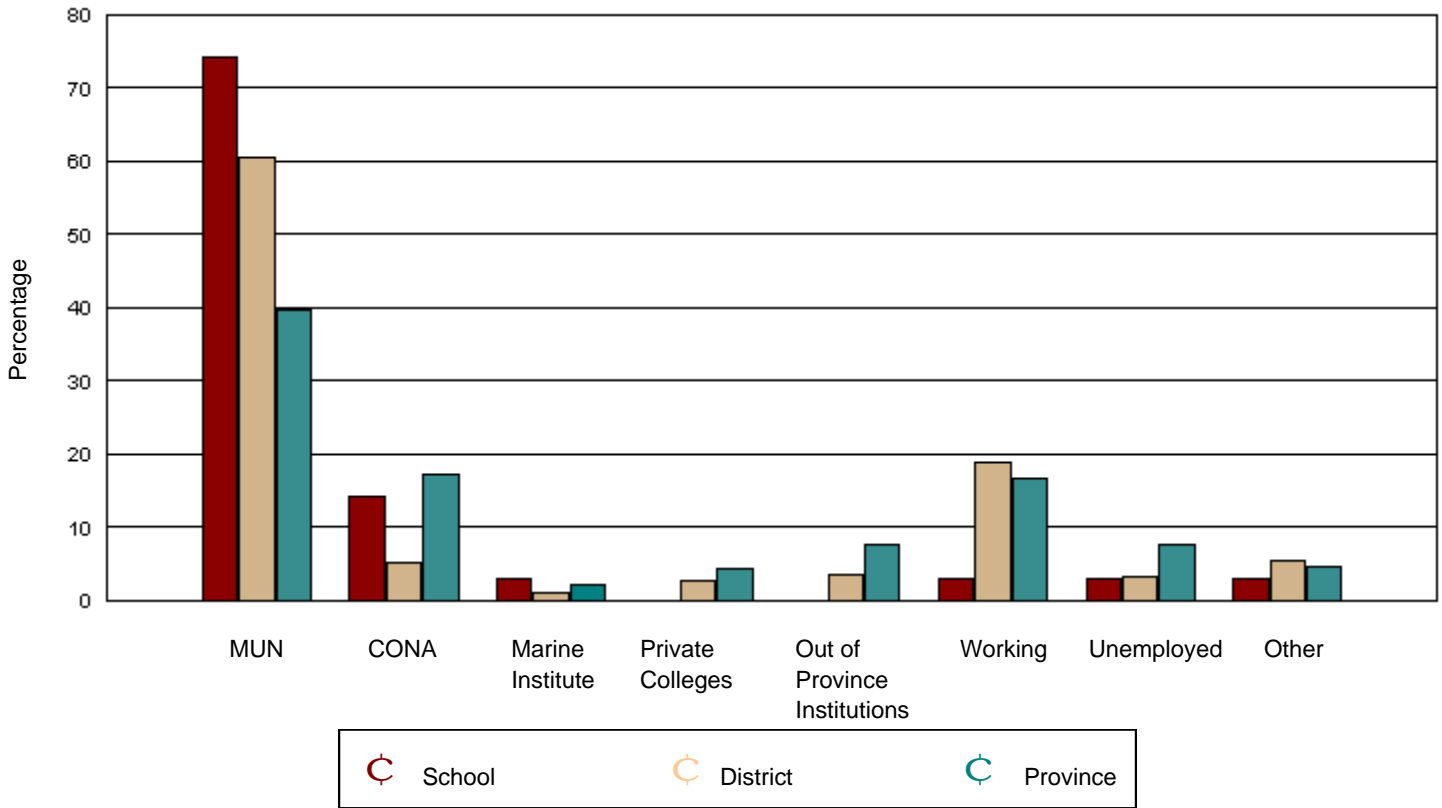
District 10 - Avalon East

School #: 307

Mobile High School, Mobile

Grades: 7-12

	<u>School</u>		<u>District</u>		<u>Province</u>	
	<u>Number</u>	<u>Percentage</u>	<u>Number</u>	<u>Percentage</u>	<u>Number</u>	<u>Percentage</u>
Memorial University	26	74.3	1,002	60.5	2,126	39.6
College of the North Atlantic	5	14.3	82	5.0	931	17.3
Marine Institute	1	2.9	15	0.9	112	2.1
Private Colleges	0	0.0	45	2.7	229	4.3
Out of Province Institutions	0	0.0	58	3.5	410	7.6
Working	1	2.9	310	18.7	898	16.7
Unemployed	1	2.9	55	3.3	416	7.7
Other	1	2.9	89	5.4	249	4.6



Mobile High School had 36 graduates in June 2001. Of these, 35 were tracked and are shown in this report.
 District 10 - Avalon East had 1,800 graduates in June 2001. Of these, 1,656 were tracked and are shown in this report.

Source: Department of Youth Services & Post-Secondary Education

Of the 5,992 provincial graduates in June 2001, only 621 could not be tracked. It is reasonably certain that none are attending Memorial University, the College of the North Atlantic, or the Marine Institute. While there is a low possibility these graduates are attending a Newfoundland private college or an out of province institution, it is more likely they are working, unemployed, or engaged in other activities.



Follow-Up Report of High School Graduates, June 2001

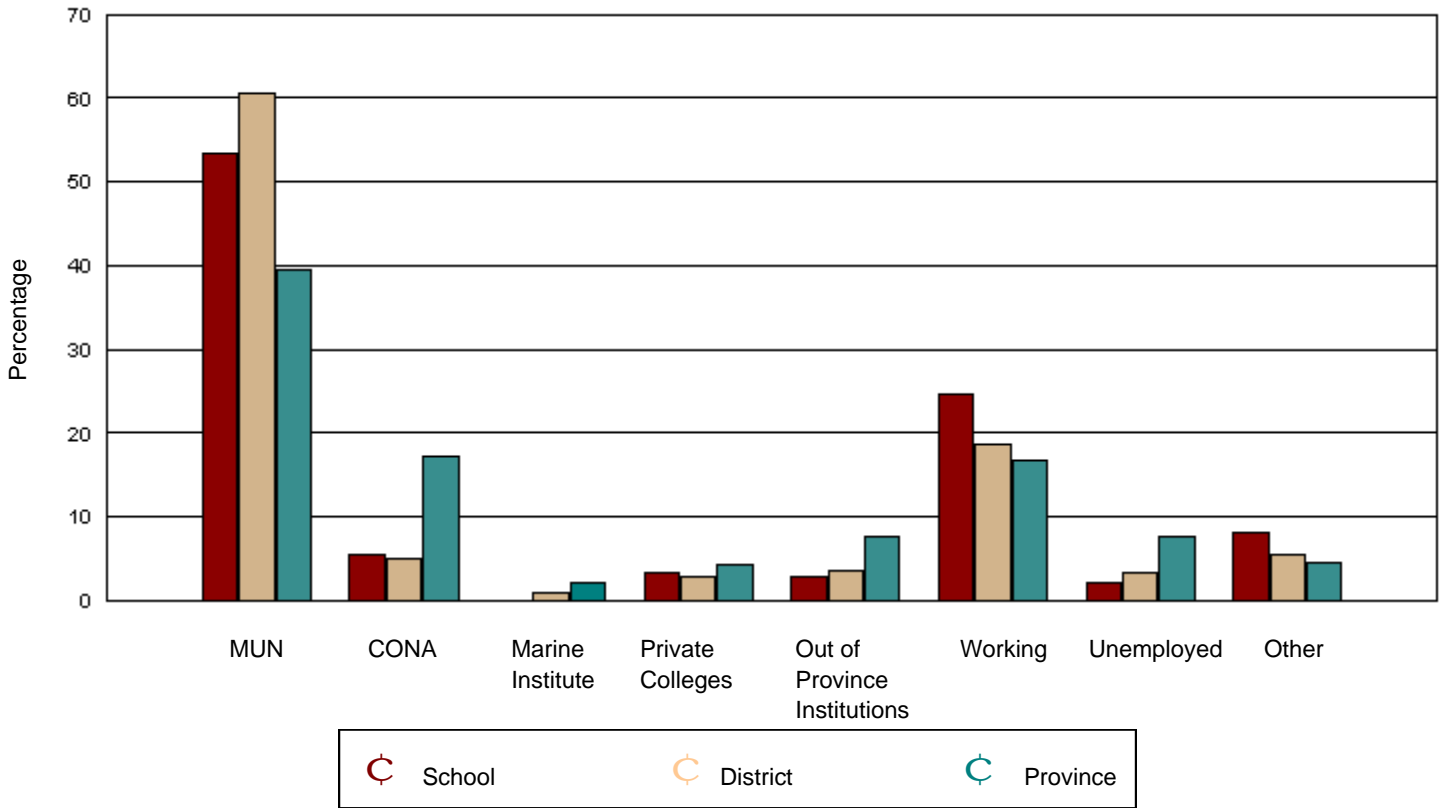
District 10 - Avalon East

School #: 311

Mount Pearl Senior High, Mount Pearl

Grades: 10-12

	School		District		Province	
	Number	Percentage	Number	Percentage	Number	Percentage
Memorial University	78	53.4	1,002	60.5	2,126	39.6
College of the North Atlantic	8	5.5	82	5.0	931	17.3
Marine Institute	0	0.0	15	0.9	112	2.1
Private Colleges	5	3.4	45	2.7	229	4.3
Out of Province Institutions	4	2.8	58	3.5	410	7.6
Working	36	24.7	310	18.7	898	16.7
Unemployed	3	2.1	55	3.3	416	7.7
Other	12	8.2	89	5.4	249	4.6



Mount Pearl Senior High had 154 graduates in June 2001. Of these, 146 were tracked and are shown in this report.
 District 10 - Avalon East had 1,800 graduates in June 2001. Of these, 1,656 were tracked and are shown in this report.

Source: Department of Youth Services & Post-Secondary Education

Of the 5,992 provincial graduates in June 2001, only 621 could not be tracked. It is reasonably certain that none are attending Memorial University, the College of the North Atlantic, or the Marine Institute. While there is a low possibility these graduates are attending a Newfoundland private college or an out of province institution, it is more likely they are working, unemployed, or engaged in other activities.



Follow-Up Report of High School Graduates, June 2001

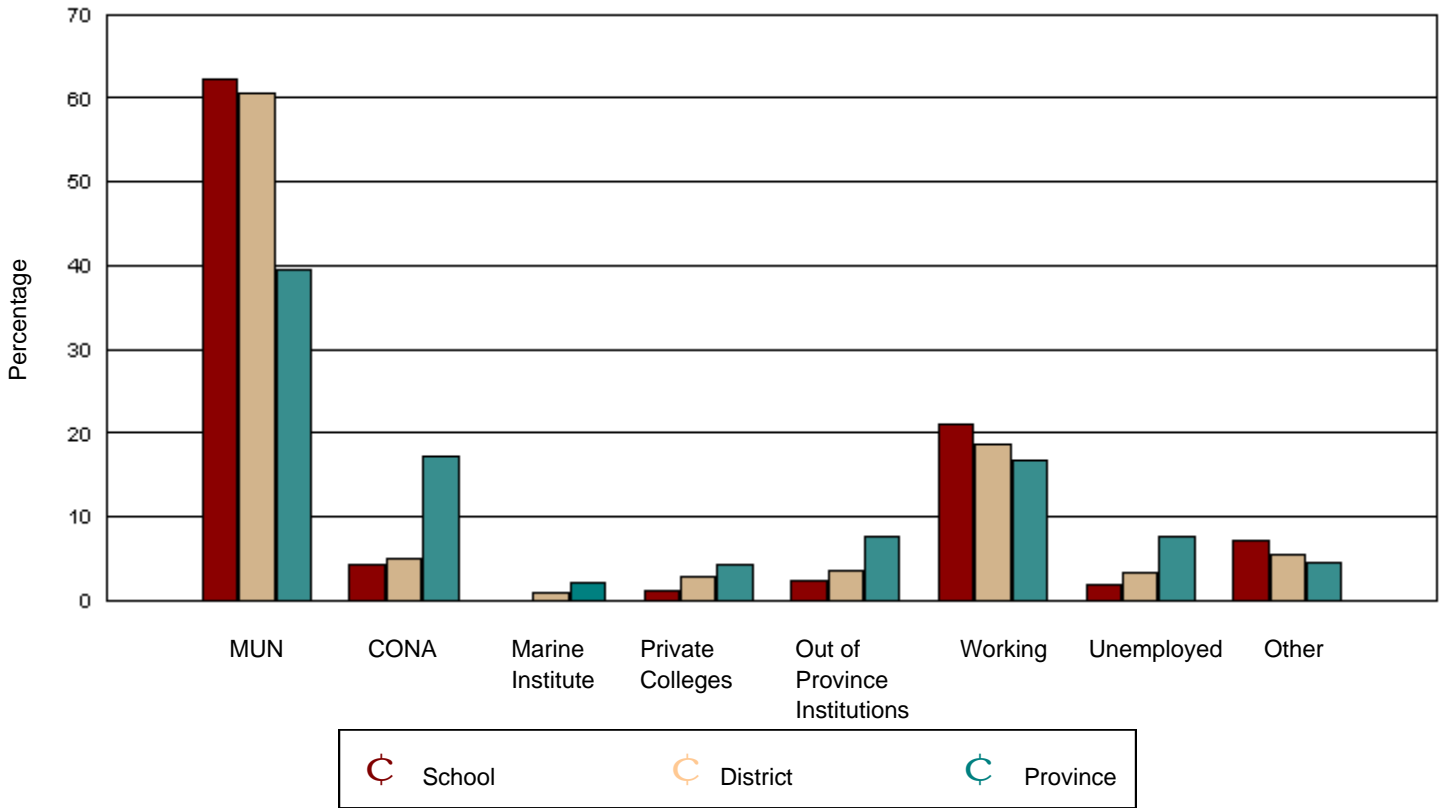
District 10 - Avalon East

School #: 313

O'Donel High, Mount Pearl

Grades: 10-12

	<u>School</u>		<u>District</u>		<u>Province</u>	
	<u>Number</u>	<u>Percentage</u>	<u>Number</u>	<u>Percentage</u>	<u>Number</u>	<u>Percentage</u>
Memorial University	104	62.3	1,002	60.5	2,126	39.6
College of the North Atlantic	7	4.2	82	5.0	931	17.3
Marine Institute	0	0.0	15	0.9	112	2.1
Private Colleges	2	1.2	45	2.7	229	4.3
Out of Province Institutions	4	2.4	58	3.5	410	7.6
Working	35	21.0	310	18.7	898	16.7
Unemployed	3	1.8	55	3.3	416	7.7
Other	12	7.2	89	5.4	249	4.6



O'Donel High had 175 graduates in June 2001. Of these, 167 were tracked and are shown in this report.

District 10 - Avalon East had 1,800 graduates in June 2001. Of these, 1,656 were tracked and are shown in this report.

Source: Department of Youth Services & Post-Secondary Education

Of the 5,992 provincial graduates in June 2001, only 621 could not be tracked. It is reasonably certain that none are attending Memorial University, the College of the North Atlantic, or the Marine Institute. While there is a low possibility these graduates are attending a Newfoundland private college or an out of province institution, it is more likely they are working, unemployed, or engaged in other activities.



Follow-Up Report of High School Graduates, June 2001

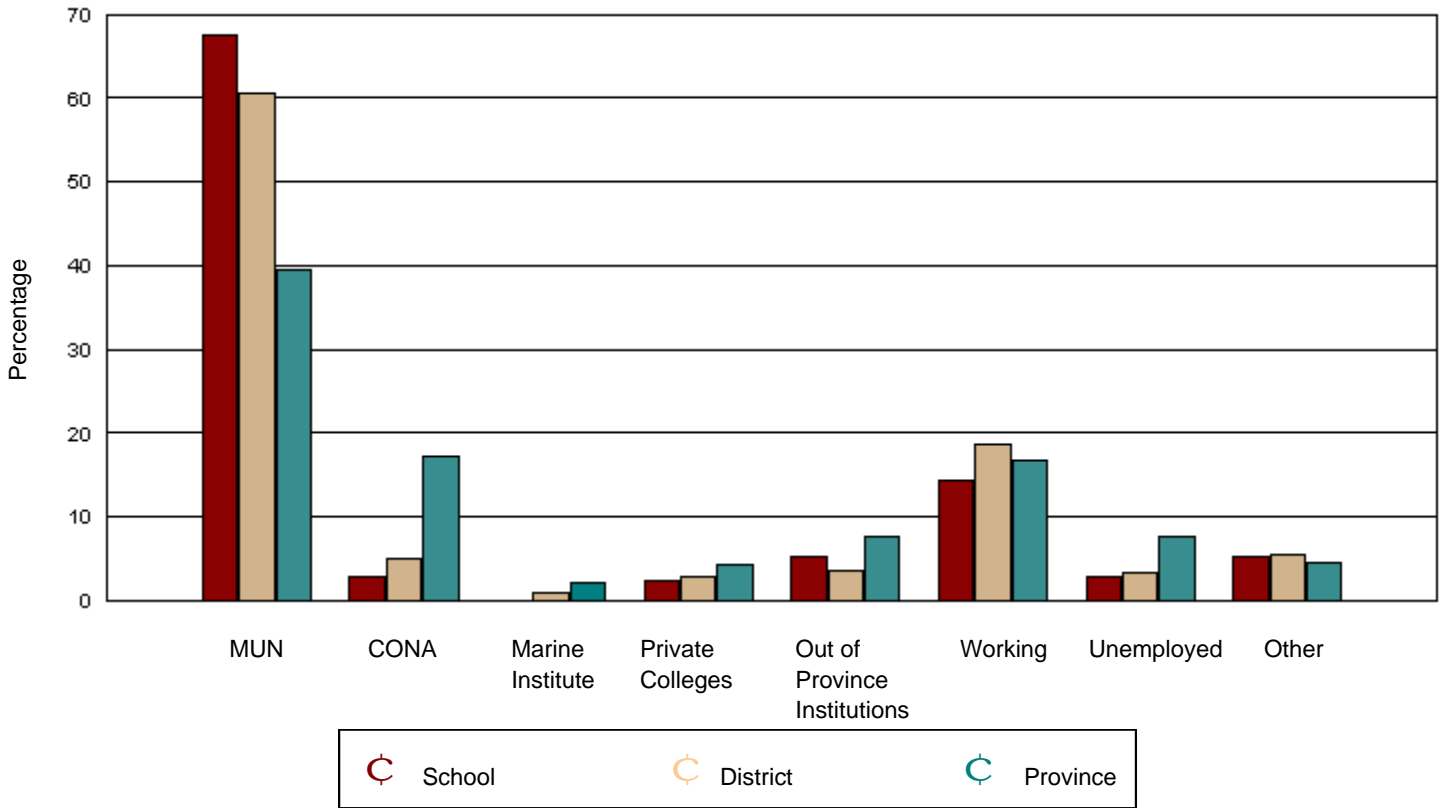
District 10 - Avalon East

School #: 347

Prince of Wales Collegiate, St. John's

Grades: 10-12

	<u>School</u>		<u>District</u>		<u>Province</u>	
	<u>Number</u>	<u>Percentage</u>	<u>Number</u>	<u>Percentage</u>	<u>Number</u>	<u>Percentage</u>
Memorial University	119	67.6	1,002	60.5	2,126	39.6
College of the North Atlantic	5	2.8	82	5.0	931	17.3
Marine Institute	0	0.0	15	0.9	112	2.1
Private Colleges	4	2.3	45	2.7	229	4.3
Out of Province Institutions	9	5.1	58	3.5	410	7.6
Working	25	14.2	310	18.7	898	16.7
Unemployed	5	2.8	55	3.3	416	7.7
Other	9	5.1	89	5.4	249	4.6



Prince of Wales Collegiate had 195 graduates in June 2001. Of these, 176 were tracked and are shown in this report.
 District 10 - Avalon East had 1,800 graduates in June 2001. Of these, 1,656 were tracked and are shown in this report.

Source: Department of Youth Services & Post-Secondary Education

Of the 5,992 provincial graduates in June 2001, only 621 could not be tracked. It is reasonably certain that none are attending Memorial University, the College of the North Atlantic, or the Marine Institute. While there is a low possibility these graduates are attending a Newfoundland private college or an out of province institution, it is more likely they are working, unemployed, or engaged in other activities.



Follow-Up Report of High School Graduates, June 2001

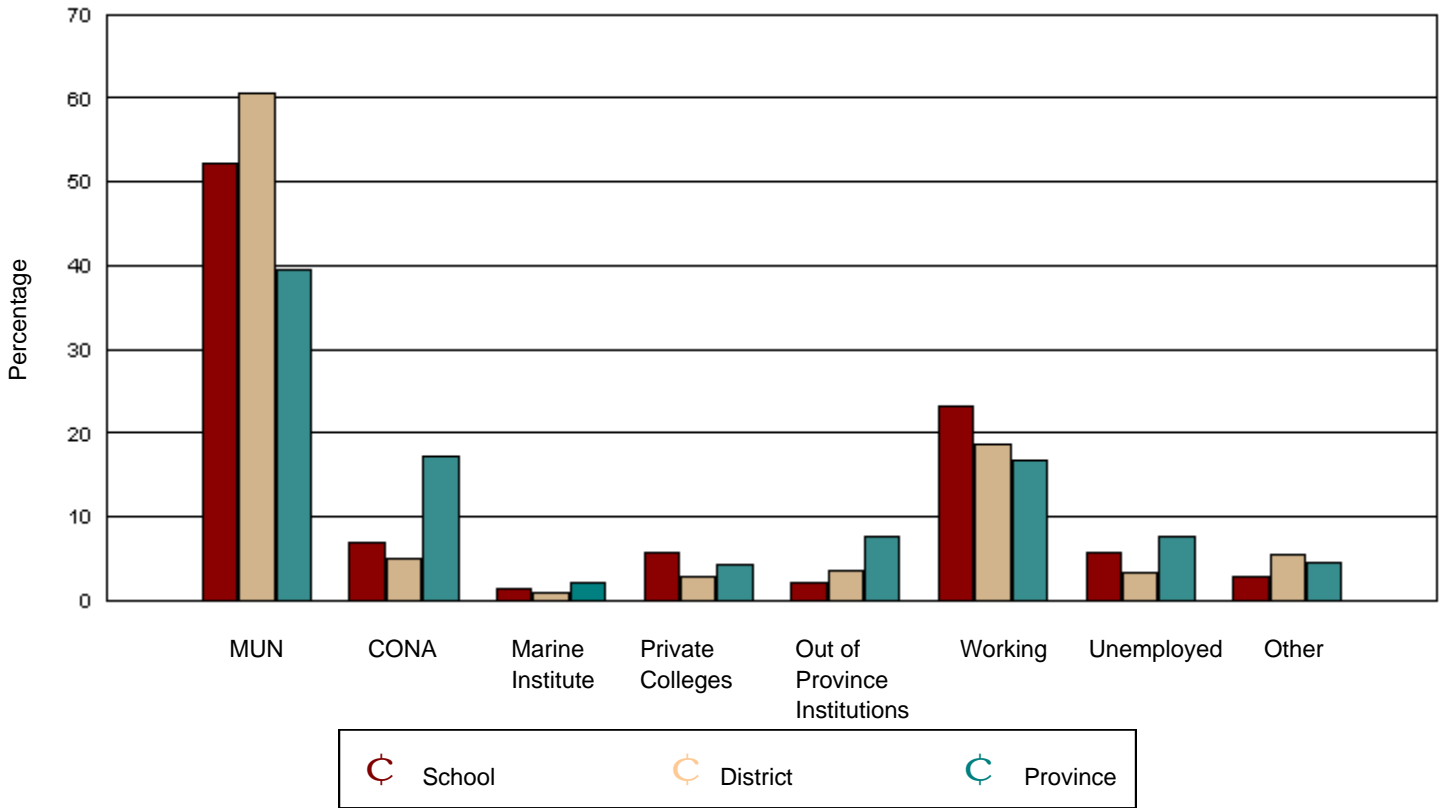
District 10 - Avalon East

School #: 302

Queen Elizabeth Regional High, Foxtrap

Grades: 10-12

	<u>School</u>		<u>District</u>		<u>Province</u>	
	<u>Number</u>	<u>Percentage</u>	<u>Number</u>	<u>Percentage</u>	<u>Number</u>	<u>Percentage</u>
Memorial University	74	52.1	1,002	60.5	2,126	39.6
College of the North Atlantic	10	7.0	82	5.0	931	17.3
Marine Institute	2	1.4	15	0.9	112	2.1
Private Colleges	8	5.6	45	2.7	229	4.3
Out of Province Institutions	3	2.1	58	3.5	410	7.6
Working	33	23.2	310	18.7	898	16.7
Unemployed	8	5.6	55	3.3	416	7.7
Other	4	2.8	89	5.4	249	4.6



Queen Elizabeth Regional High had 156 graduates in June 2001. Of these, 142 were tracked and are shown in this report.
 District 10 - Avalon East had 1,800 graduates in June 2001. Of these, 1,656 were tracked and are shown in this report.

Source: Department of Youth Services & Post-Secondary Education

Of the 5,992 provincial graduates in June 2001, only 621 could not be tracked. It is reasonably certain that none are attending Memorial University, the College of the North Atlantic, or the Marine Institute. While there is a low possibility these graduates are attending a Newfoundland private college or an out of province institution, it is more likely they are working, unemployed, or engaged in other activities.



Follow-Up Report of High School Graduates, June 2001

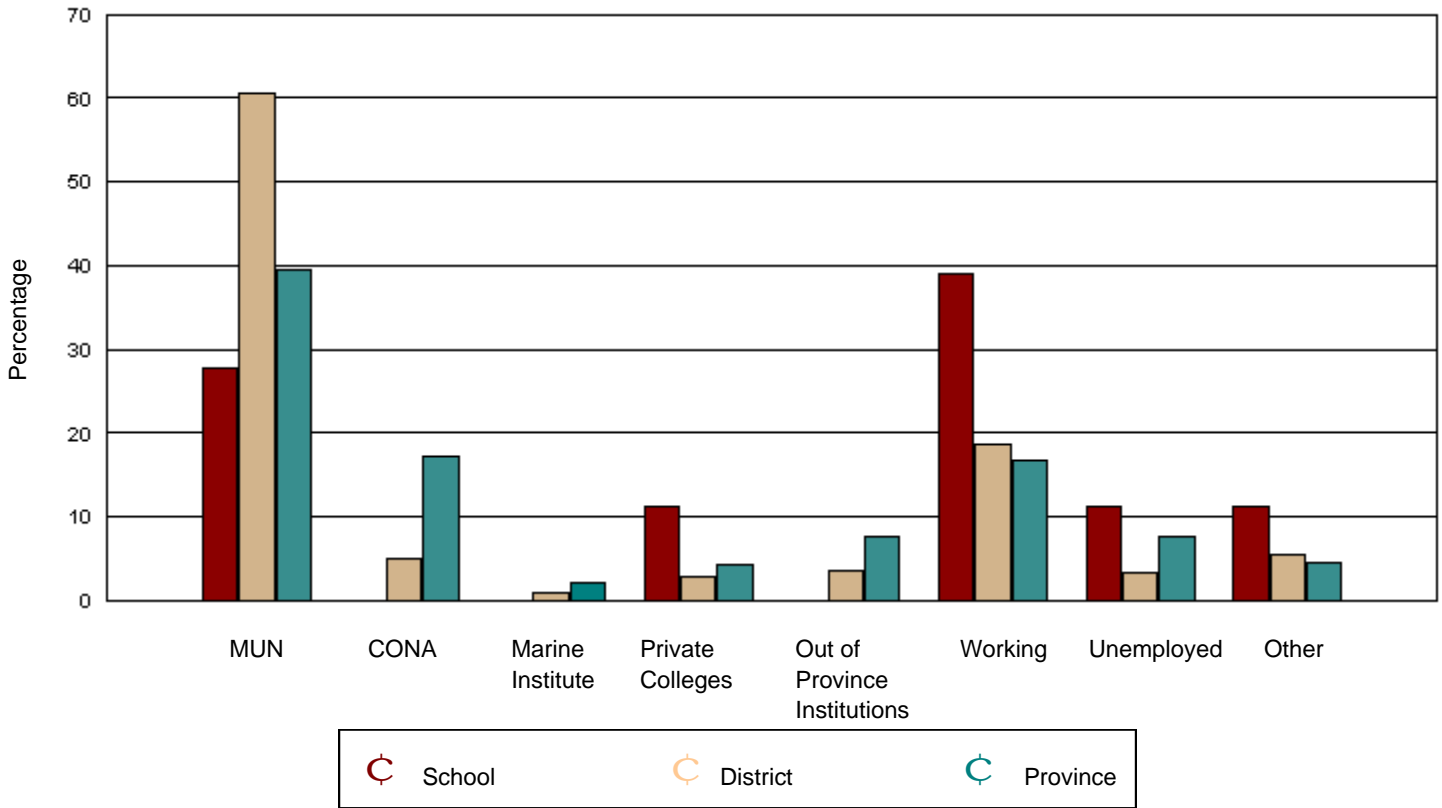
District 10 - Avalon East

School #: 350

St. John Bosco, St. John's

Grades: K-12

	<u>School</u>		<u>District</u>		<u>Province</u>	
	Number	Percentage	Number	Percentage	Number	Percentage
Memorial University	5	27.8	1,002	60.5	2,126	39.6
College of the North Atlantic	0	0.0	82	5.0	931	17.3
Marine Institute	0	0.0	15	0.9	112	2.1
Private Colleges	2	11.1	45	2.7	229	4.3
Out of Province Institutions	0	0.0	58	3.5	410	7.6
Working	7	38.9	310	18.7	898	16.7
Unemployed	2	11.1	55	3.3	416	7.7
Other	2	11.1	89	5.4	249	4.6



St. John Bosco had 20 graduates in June 2001. Of these, 18 were tracked and are shown in this report.

District 10 - Avalon East had 1,800 graduates in June 2001. Of these, 1,656 were tracked and are shown in this report.

Source: Department of Youth Services & Post-Secondary Education

Of the 5,992 provincial graduates in June 2001, only 621 could not be tracked. It is reasonably certain that none are attending Memorial University, the College of the North Atlantic, or the Marine Institute. While there is a low possibility these graduates are attending a Newfoundland private college or an out of province institution, it is more likely they are working, unemployed, or engaged in other activities.



Follow-Up Report of High School Graduates, June 2001

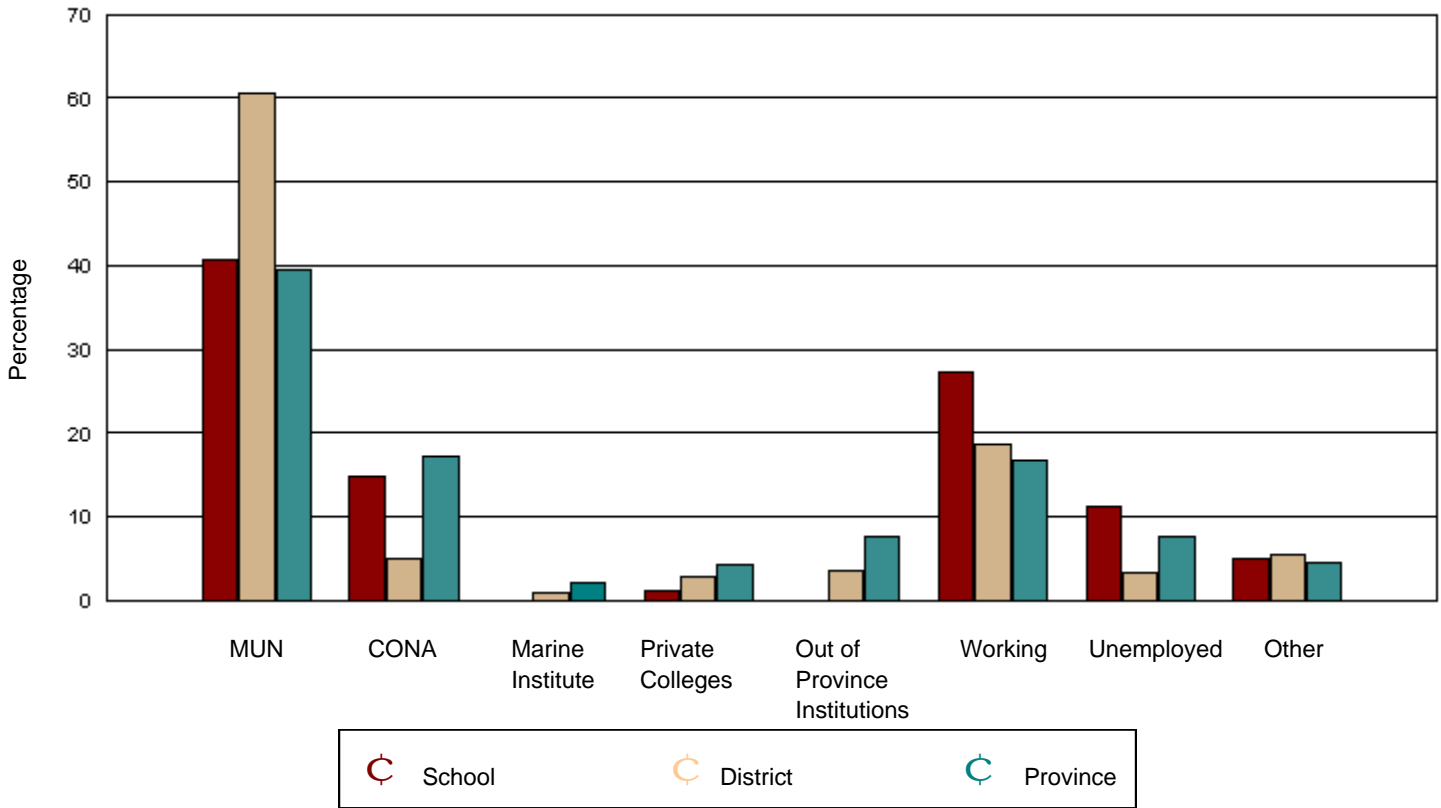
District 10 - Avalon East

School #: 354

St. Kevin's High, St. John's

Grades: 9-12

	<u>School</u>		<u>District</u>		<u>Province</u>	
	<u>Number</u>	<u>Percentage</u>	<u>Number</u>	<u>Percentage</u>	<u>Number</u>	<u>Percentage</u>
Memorial University	33	40.7	1,002	60.5	2,126	39.6
College of the North Atlantic	12	14.8	82	5.0	931	17.3
Marine Institute	0	0.0	15	0.9	112	2.1
Private Colleges	1	1.2	45	2.7	229	4.3
Out of Province Institutions	0	0.0	58	3.5	410	7.6
Working	22	27.2	310	18.7	898	16.7
Unemployed	9	11.1	55	3.3	416	7.7
Other	4	4.9	89	5.4	249	4.6



St. Kevin's High had 91 graduates in June 2001. Of these, 81 were tracked and are shown in this report.

District 10 - Avalon East had 1,800 graduates in June 2001. Of these, 1,656 were tracked and are shown in this report.

Source: Department of Youth Services & Post-Secondary Education

Of the 5,992 provincial graduates in June 2001, only 621 could not be tracked. It is reasonably certain that none are attending Memorial University, the College of the North Atlantic, or the Marine Institute. While there is a low possibility these graduates are attending a Newfoundland private college or an out of province institution, it is more likely they are working, unemployed, or engaged in other activities.



Follow-Up Report of High School Graduates, June 2001

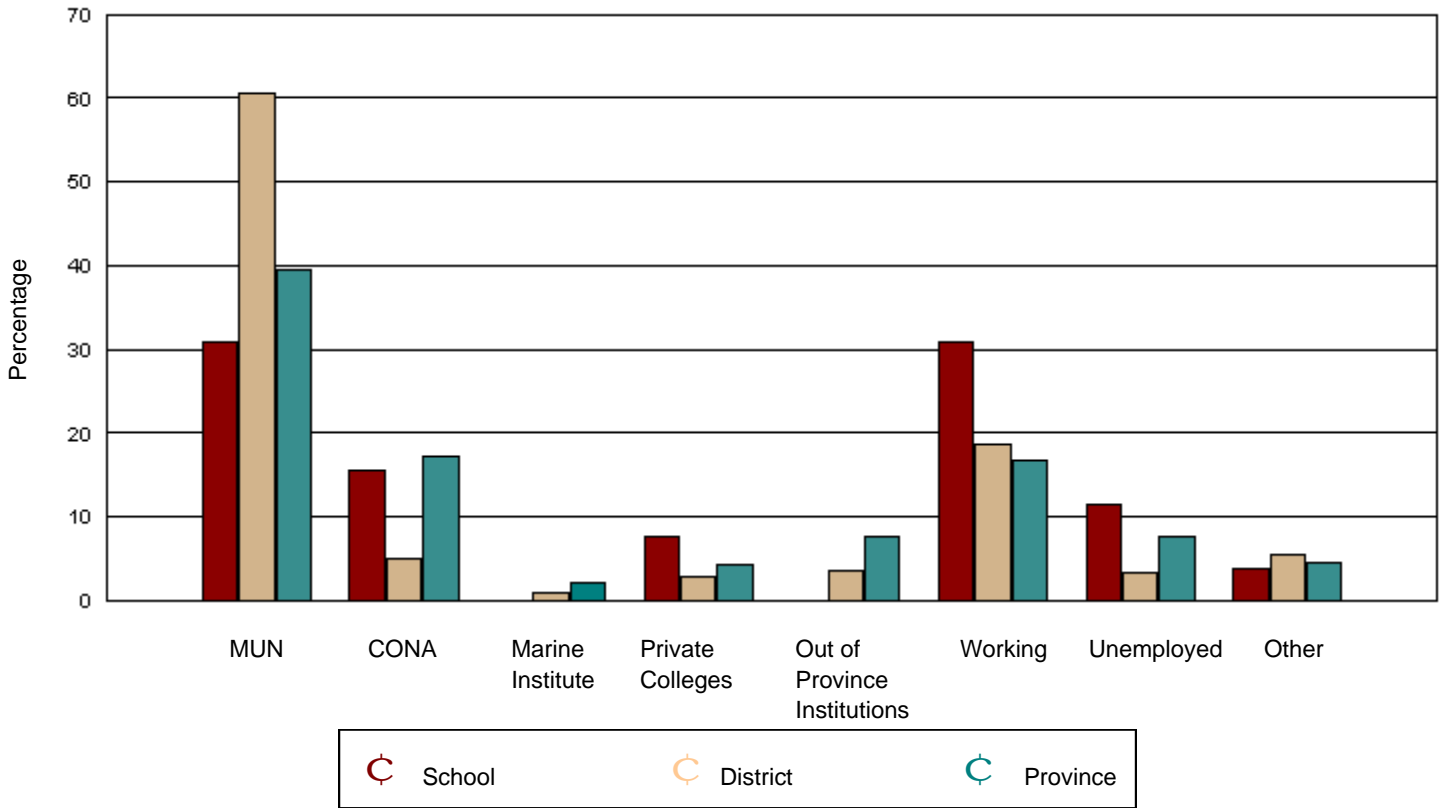
District 10 - Avalon East

School #: 296

St. Michael's High, Bell Island

Grades: 9-12

	<u>School</u>		<u>District</u>		<u>Province</u>	
	<u>Number</u>	<u>Percentage</u>	<u>Number</u>	<u>Percentage</u>	<u>Number</u>	<u>Percentage</u>
Memorial University	8	30.8	1,002	60.5	2,126	39.6
College of the North Atlantic	4	15.4	82	5.0	931	17.3
Marine Institute	0	0.0	15	0.9	112	2.1
Private Colleges	2	7.7	45	2.7	229	4.3
Out of Province Institutions	0	0.0	58	3.5	410	7.6
Working	8	30.8	310	18.7	898	16.7
Unemployed	3	11.5	55	3.3	416	7.7
Other	1	3.8	89	5.4	249	4.6



St. Michael's High had 30 graduates in June 2001. Of these, 26 were tracked and are shown in this report.

District 10 - Avalon East had 1,800 graduates in June 2001. Of these, 1,656 were tracked and are shown in this report.

Source: Department of Youth Services & Post-Secondary Education

Of the 5,992 provincial graduates in June 2001, only 621 could not be tracked. It is reasonably certain that none are attending Memorial University, the College of the North Atlantic, or the Marine Institute. While there is a low possibility these graduates are attending a Newfoundland private college or an out of province institution, it is more likely they are working, unemployed, or engaged in other activities.



Follow-Up Report of High School Graduates, June 2001

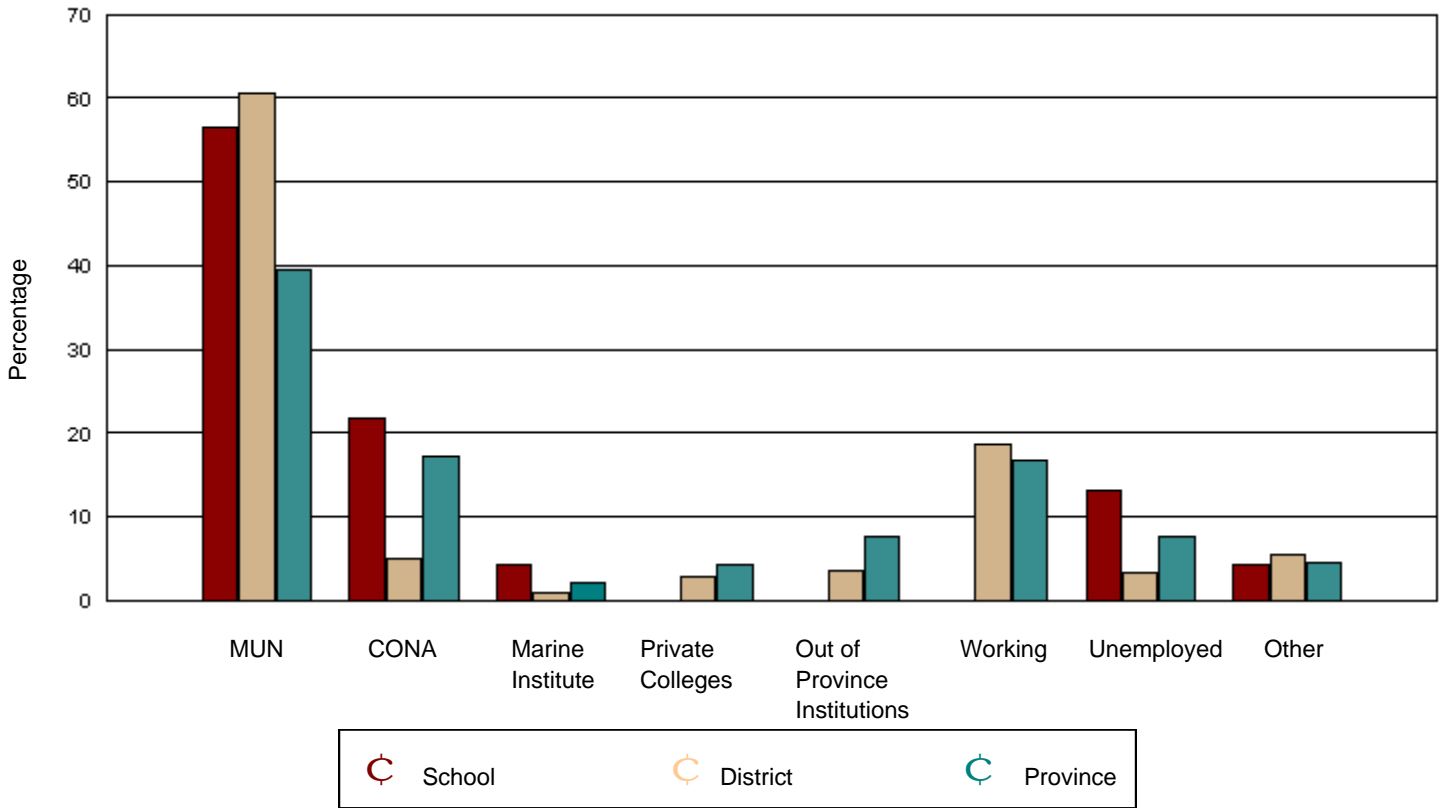
District 10 - Avalon East

School #: 370

Stella Maris Central High, Trepassey

Grades: 7-12

	<u>School</u>		<u>District</u>		<u>Province</u>	
	<u>Number</u>	<u>Percentage</u>	<u>Number</u>	<u>Percentage</u>	<u>Number</u>	<u>Percentage</u>
Memorial University	13	56.5	1,002	60.5	2,126	39.6
College of the North Atlantic	5	21.7	82	5.0	931	17.3
Marine Institute	1	4.3	15	0.9	112	2.1
Private Colleges	0	0.0	45	2.7	229	4.3
Out of Province Institutions	0	0.0	58	3.5	410	7.6
Working	0	0.0	310	18.7	898	16.7
Unemployed	3	13.0	55	3.3	416	7.7
Other	1	4.3	89	5.4	249	4.6



Stella Maris Central High had 23 graduates in June 2001. Of these, 23 were tracked and are shown in this report.

District 10 - Avalon East had 1,800 graduates in June 2001. Of these, 1,656 were tracked and are shown in this report.

Source: Department of Youth Services & Post-Secondary Education

Of the 5,992 provincial graduates in June 2001, only 621 could not be tracked. It is reasonably certain that none are attending Memorial University, the College of the North Atlantic, or the Marine Institute. While there is a low possibility these graduates are attending a Newfoundland private college or an out of province institution, it is more likely they are working, unemployed, or engaged in other activities.



Follow-Up Report of High School Graduates, June 2001

District 11 -Conseil Scolaire Francophone Provincial

School #: 107

École Ste-Anne, La Grand'Terre

Grades: K-12

	<u>School</u>		<u>District</u>		<u>Province</u>	
	<u>Number</u>	<u>Percentage</u>	<u>Number</u>	<u>Percentage</u>	<u>Number</u>	<u>Percentage</u>
School data with 5 or fewer students withheld for reasons of confidentiality						
Memorial University			0	0.0	2,126	39.6
College of the North Atlantic			0	0.0	931	17.3
Marine Institute			0	0.0	112	2.1
Private Colleges			0	0.0	229	4.3
Out of Province Institutions			0	0.0	410	7.6
Working			1	100.0	898	16.7
Unemployed			0	0.0	416	7.7
Other			0	0.0	249	4.6

Of the 5,992 provincial graduates in June 2001, only 621 could not be tracked. It is reasonably certain that none are attending Memorial University, the College of the North Atlantic, or the Marine Institute. While there is a low possibility these graduates are attending a Newfoundland private college or an out of province institution, it is more likely they are working, unemployed, or engaged in other activities.



Follow-Up Report of High School Graduates, June 2001

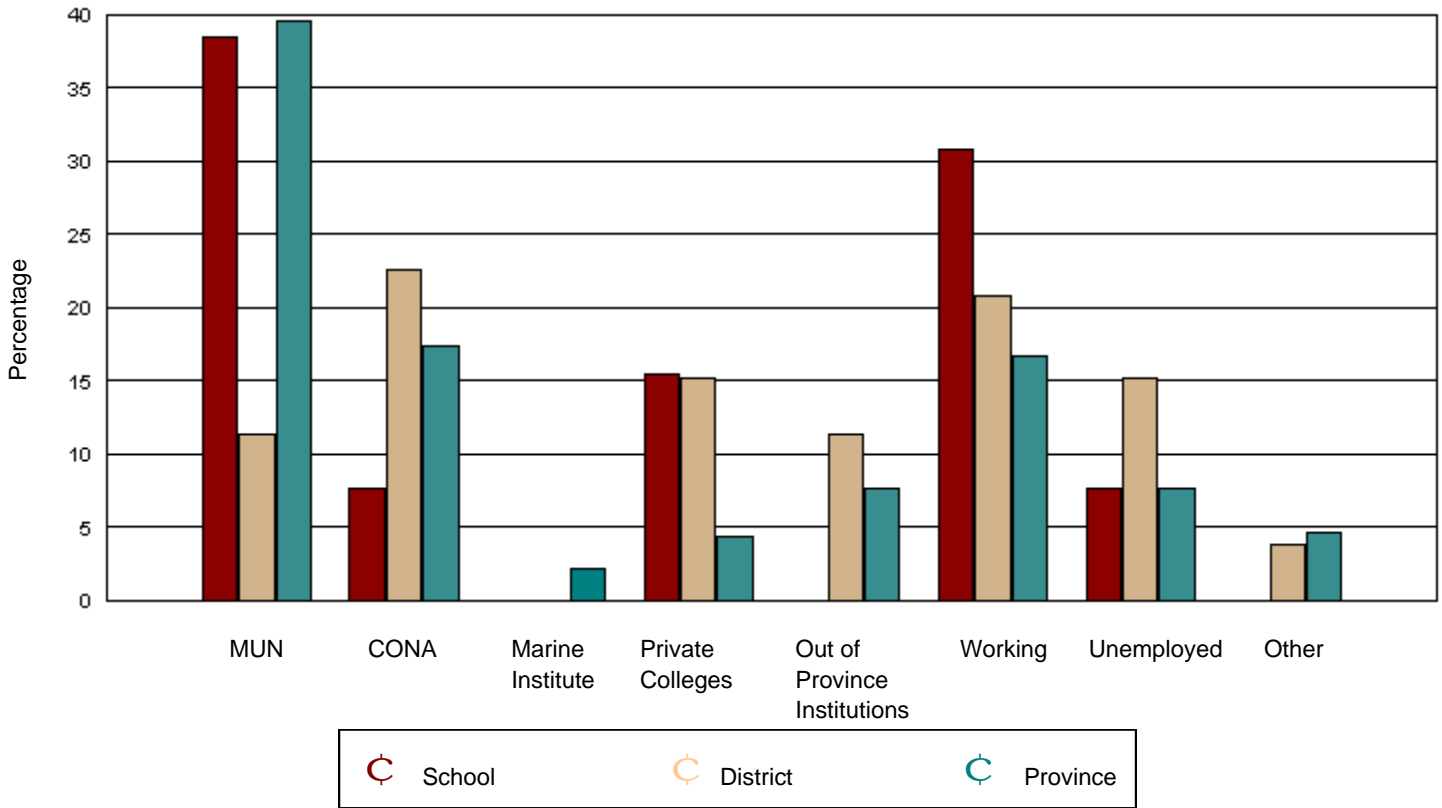
District 803 - Private Schools

School #: 374

Brother T. I. Murphy, St. John's

Grades: 10-12

	School		District		Province	
	Number	Percentage	Number	Percentage	Number	Percentage
Memorial University	5	38.5	6	11.3	2,126	39.6
College of the North Atlantic	1	7.7	12	22.6	931	17.3
Marine Institute	0	0.0	0	0.0	112	2.1
Private Colleges	2	15.4	8	15.1	229	4.3
Out of Province Institutions	0	0.0	6	11.3	410	7.6
Working	4	30.8	11	20.8	898	16.7
Unemployed	1	7.7	8	15.1	416	7.7
Other	0	0.0	2	3.8	249	4.6



Brother T. I. Murphy had 17 graduates in June 2001. Of these, 13 were tracked and are shown in this report.

District 803 - Private Schools had 77 graduates in June 2001. Of these, 53 were tracked and are shown in this report.

Source: Department of Youth Services & Post-Secondary Education

Of the 5,992 provincial graduates in June 2001, only 621 could not be tracked. It is reasonably certain that none are attending Memorial University, the College of the North Atlantic, or the Marine Institute. While there is a low possibility these graduates are attending a Newfoundland private college or an out of province institution, it is more likely they are working, unemployed, or engaged in other activities.



Follow-Up Report of High School Graduates, June 2001

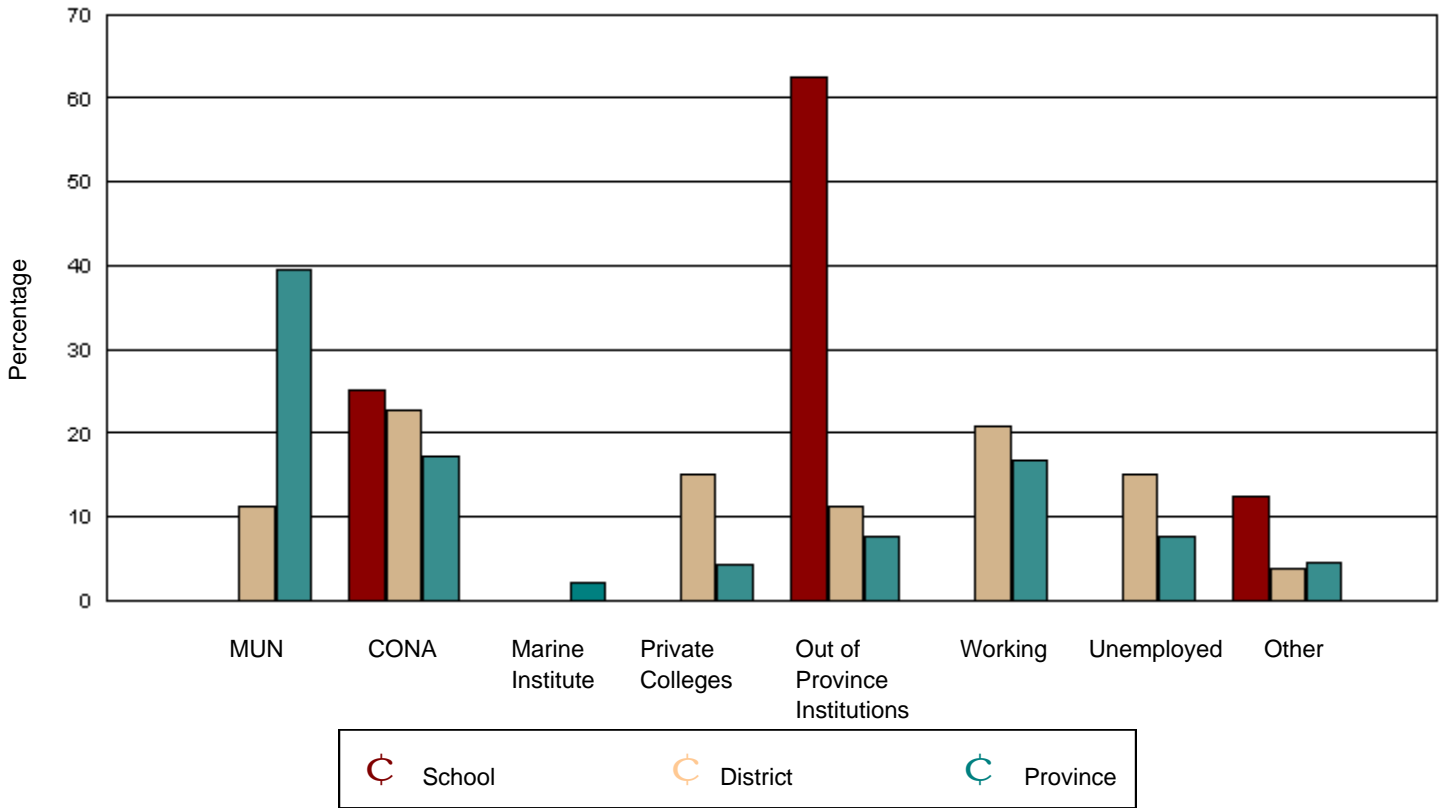
District 803 - Private Schools

School #: 453

Eric G. Lambert All-Grade, Churchill Falls

Grades: K-12

	<u>School</u>		<u>District</u>		<u>Province</u>	
	Number	Percentage	Number	Percentage	Number	Percentage
Memorial University	0	0.0	6	11.3	2,126	39.6
College of the North Atlantic	2	25.0	12	22.6	931	17.3
Marine Institute	0	0.0	0	0.0	112	2.1
Private Colleges	0	0.0	8	15.1	229	4.3
Out of Province Institutions	5	62.5	6	11.3	410	7.6
Working	0	0.0	11	20.8	898	16.7
Unemployed	0	0.0	8	15.1	416	7.7
Other	1	12.5	2	3.8	249	4.6



Eric G. Lambert All-Grade had 9 graduates in June 2001. Of these, 8 were tracked and are shown in this report.

District 803 - Private Schools had 77 graduates in June 2001. Of these, 53 were tracked and are shown in this report.

Source: Department of Youth Services & Post-Secondary Education

Of the 5,992 provincial graduates in June 2001, only 621 could not be tracked. It is reasonably certain that none are attending Memorial University, the College of the North Atlantic, or the Marine Institute. While there is a low possibility these graduates are attending a Newfoundland private college or an out of province institution, it is more likely they are working, unemployed, or engaged in other activities.



Follow-Up Report of High School Graduates, June 2001

District 804 - Native Federal Schools

School #: 376

St. Anneway Kegnamogwom, Conne River

Grades:

	<u>School</u>		<u>District</u>		<u>Province</u>	
	<u>Number</u>	<u>Percentage</u>	<u>Number</u>	<u>Percentage</u>	<u>Number</u>	<u>Percentage</u>
School data with 5 or fewer students withheld for reasons of confidentiality						
Memorial University			2	50.0	2,126	39.6
College of the North Atlantic			1	25.0	931	17.3
Marine Institute			0	0.0	112	2.1
Private Colleges			0	0.0	229	4.3
Out of Province Institutions			1	25.0	410	7.6
Working			0	0.0	898	16.7
Unemployed			0	0.0	416	7.7
Other			0	0.0	249	4.6

Of the 5,992 provincial graduates in June 2001, only 621 could not be tracked. It is reasonably certain that none are attending Memorial University, the College of the North Atlantic, or the Marine Institute. While there is a low possibility these graduates are attending a Newfoundland private college or an out of province institution, it is more likely they are working, unemployed, or engaged in other activities.



Follow-Up Report of High School Graduates, June 2001

District 902 - Institutional Schools

School #: 377

Nf School for the Deaf, St. John's

Grades: K-8,10-12

	<u>School</u>		<u>District</u>		<u>Province</u>	
	<u>Number</u>	<u>Percentage</u>	<u>Number</u>	<u>Percentage</u>	<u>Number</u>	<u>Percentage</u>
School data with 5 or fewer students withheld for reasons of confidentiality						
Memorial University			0	0.0	2,126	39.6
College of the North Atlantic			0	0.0	931	17.3
Marine Institute			0	0.0	112	2.1
Private Colleges			0	0.0	229	4.3
Out of Province Institutions			1	100.0	410	7.6
Working			0	0.0	898	16.7
Unemployed			0	0.0	416	7.7
Other			0	0.0	249	4.6

Of the 5,992 provincial graduates in June 2001, only 621 could not be tracked. It is reasonably certain that none are attending Memorial University, the College of the North Atlantic, or the Marine Institute. While there is a low possibility these graduates are attending a Newfoundland private college or an out of province institution, it is more likely they are working, unemployed, or engaged in other activities.



Of the 5,992 provincial graduates in June 2001, only 621 could not be tracked. It is reasonably certain that none are attending Memorial University, the College of the North Atlantic, or the Marine Institute. While there is a low possibility these graduates are attending a Newfoundland private college or an out of province institution, it is more likely they are working, unemployed, or engaged in other activities.