

District 1 - Labrador

School #: 008

A. P. Low Primary, Labrador City

Classification: Urban Community/Labrador Region\*\*

Grades: K-3

Number of Grades: 4

[School FTE PTR : 12.6](#)

[District FTE PTR : 13.0](#)

[Provincial FTE PTR : 14.3](#)

[FTE Teachers](#) \*\*\* : 26.5

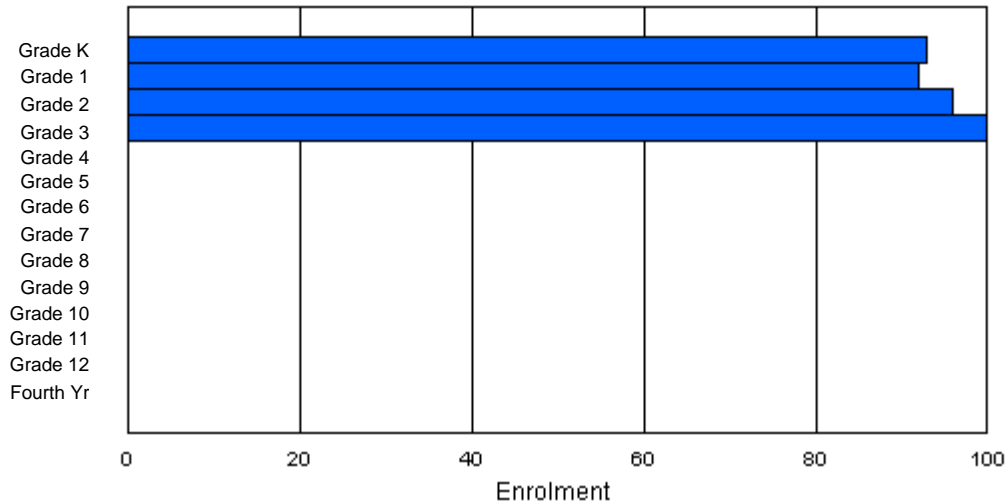
**Enrolment By Age and Gender**

Gender	Age																Total
	5	6	7	8	9	10	11	12	13	14	15	16	17	18	19	20>	
Male	45	52	59	46	7	0	0	0	0	0	0	0	0	0	0	0	209
Female	47	40	38	46	1	0	0	0	0	0	0	0	0	0	0	0	172
<b>Total</b>	<b>92</b>	<b>92</b>	<b>97</b>	<b>92</b>	<b>8</b>	<b>0</b>	<b>0</b>	<b>0</b>	<b>0</b>	<b>0</b>	<b>0</b>	<b>0</b>	<b>0</b>	<b>0</b>	<b>0</b>	<b>0</b>	<b>381</b>

**Enrolment By Grade and Gender**

Gender	Grade														Total
	K	1	2	3	4	5	6	7	8	9	10	11	12	4th	
Male	46	52	58	53	0	0	0	0	0	0	0	0	0	0	209
Female	47	40	38	47	0	0	0	0	0	0	0	0	0	0	172
<b>Total</b>	<b>93</b>	<b>92</b>	<b>96</b>	<b>100</b>	<b>0</b>	<b>0</b>	<b>0</b>	<b>0</b>	<b>0</b>	<b>0</b>	<b>0</b>	<b>0</b>	<b>0</b>	<b>0</b>	<b>381</b>

**Enrolment By Grade**  
For A. P. Low Primary



\* Data from the 1999-00 AGR(Enrolment/Age as of the last day in Sept./Dec.)

\*\* Newfoundland Statistics Classification System

\*\*\* May include itinerant teachers

District 1 - Labrador

School #: 007

Amos Comenius Memorial, Hopedale

Classification: Rural Community/Labrador Region\*\*

Grades: K-12

Number of Grades: 13

[School FTE PTR : 9.3](#)

[District FTE PTR : 13.0](#)

[Provincial FTE PTR : 14.3](#)

[FTE Teachers](#) \*\*\* : 20.0

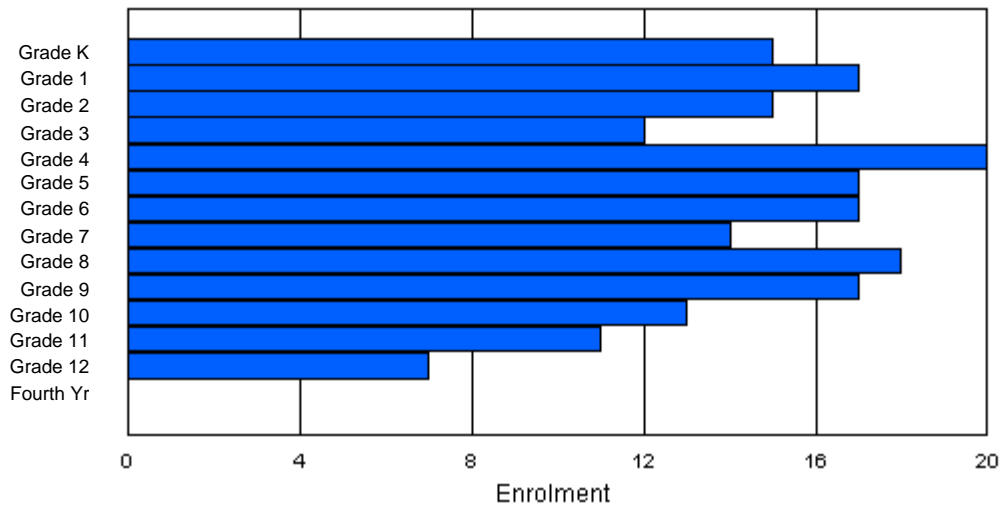
**Enrolment By Age and Gender**

Gender	Age																	Total
	5	6	7	8	9	10	11	12	13	14	15	16	17	18	19	20>		
Male	4	13	9	4	8	9	8	9	6	9	12	8	3	3	1	0	106	
Female	6	5	10	3	8	9	10	9	3	8	3	7	3	2	1	0	87	
<b>Total</b>	<b>10</b>	<b>18</b>	<b>19</b>	<b>7</b>	<b>16</b>	<b>18</b>	<b>18</b>	<b>18</b>	<b>9</b>	<b>17</b>	<b>15</b>	<b>15</b>	<b>6</b>	<b>5</b>	<b>2</b>	<b>0</b>	<b>193</b>	

**Enrolment By Grade and Gender**

Gender	Grade															Total
	K	1	2	3	4	5	6	7	8	9	10	11	12	4th		
Male	7	12	7	9	11	4	6	11	14	5	10	5	5	0	106	
Female	8	5	8	3	9	13	11	3	4	12	3	6	2	0	87	
<b>Total</b>	<b>15</b>	<b>17</b>	<b>15</b>	<b>12</b>	<b>20</b>	<b>17</b>	<b>17</b>	<b>14</b>	<b>18</b>	<b>17</b>	<b>13</b>	<b>11</b>	<b>7</b>	<b>0</b>	<b>193</b>	

**Enrolment By Grade**  
For Amos Comenius Memorial



\* Data from the 1999-00 AGR(Enrolment/Age as of the last day in Sept./Dec.)

\*\* Newfoundland Statistics Classification System

\*\*\* May include itinerant teachers

District 1 - Labrador

School #: 016

B.L. Morrison All Grade School, Postville

Classification: Rural Community/Labrador Region\*\*

Grades: K-11

Number of Grades: 12

[School FTE PTR : 7.5](#)

[District FTE PTR : 13.0](#)

[Provincial FTE PTR : 14.3](#)

[FTE Teachers](#) \*\*\* : 8.0

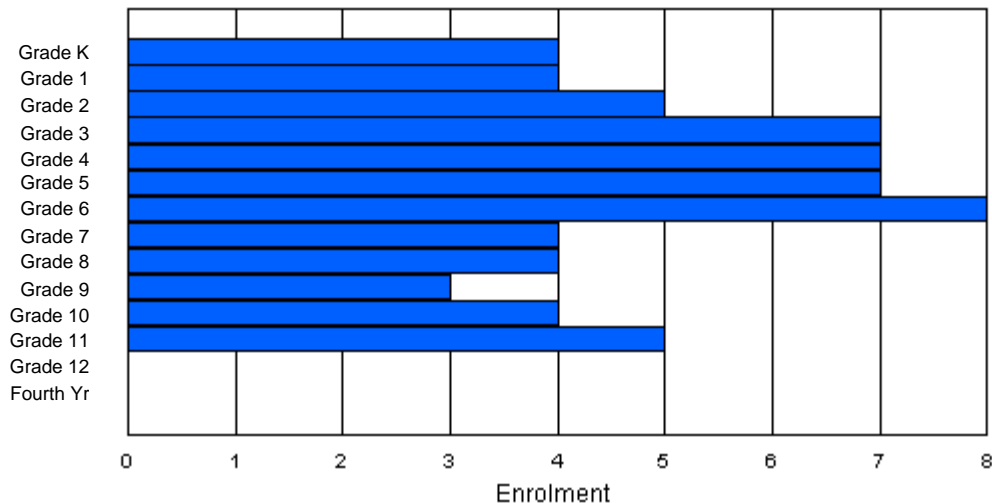
**Enrolment By Age and Gender**

Gender	Age																	Total
	5	6	7	8	9	10	11	12	13	14	15	16	17	18	19	20>		
Male	2	2	5	4	1	3	4	1	4	4	0	2	1	0	0	0	33	
Female	2	2	3	3	3	3	4	2	2	0	1	3	0	1	0	0	29	
<b>Total</b>	<b>4</b>	<b>4</b>	<b>8</b>	<b>7</b>	<b>4</b>	<b>6</b>	<b>8</b>	<b>3</b>	<b>6</b>	<b>4</b>	<b>1</b>	<b>5</b>	<b>1</b>	<b>1</b>	<b>0</b>	<b>0</b>	<b>62</b>	

**Enrolment By Grade and Gender**

Gender	Grade															Total
	K	1	2	3	4	5	6	7	8	9	10	11	12	4th		
Male	2	2	2	6	2	4	4	2	2	3	2	2	0	0	33	
Female	2	2	3	1	5	3	4	2	2	0	2	3	0	0	29	
<b>Total</b>	<b>4</b>	<b>4</b>	<b>5</b>	<b>7</b>	<b>7</b>	<b>7</b>	<b>8</b>	<b>4</b>	<b>4</b>	<b>3</b>	<b>4</b>	<b>5</b>	<b>0</b>	<b>0</b>	<b>62</b>	

**Enrolment By Grade**  
For B.L. Morrison All Grade School



\* Data from the 1999-00 AGR(Enrolment/Age as of the last day in Sept./Dec.)

\*\* Newfoundland Statistics Classification System

\*\*\* May include itinerant teachers

District 1 - Labrador

School #: 003

Goose High, Happy Valley/G.B.

Classification: Urban Community/Labrador Region\*\*

Grades: 10-12

Number of Grades: 3

[School FTE PTR : 14.4](#)

[District FTE PTR : 13.0](#)

[Provincial FTE PTR : 14.3](#)

[FTE Teachers](#) \*\*\* : 25.5

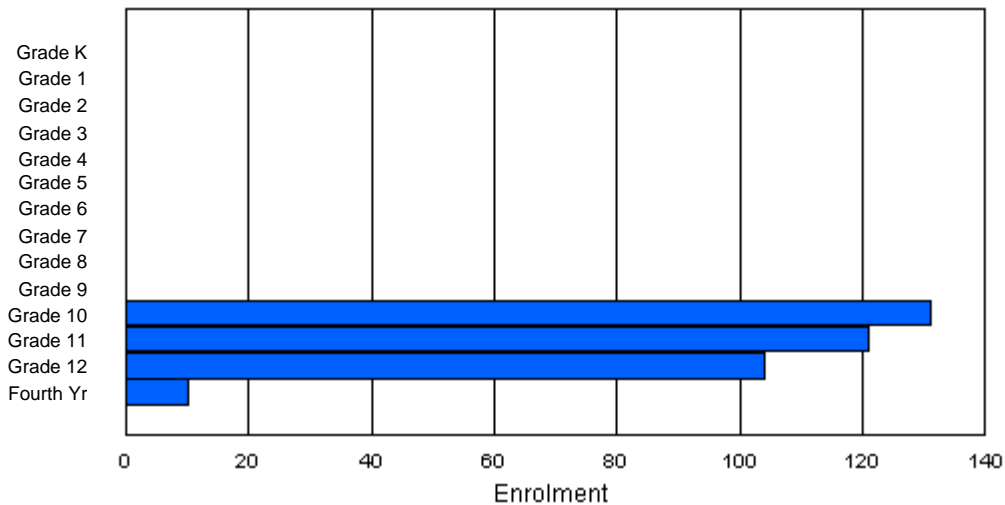
**Enrolment By Age and Gender**

Gender	Age																	Total
	5	6	7	8	9	10	11	12	13	14	15	16	17	18	19	20>		
Male	0	0	0	0	0	0	0	0	0	0	58	60	56	15	6	1	196	
Female	0	0	0	0	0	0	0	0	0	1	47	50	61	9	2	0	170	
<b>Total</b>	0	0	0	0	0	0	0	0	0	1	105	110	117	24	8	1	366	

**Enrolment By Grade and Gender**

Gender	Grade															Total
	K	1	2	3	4	5	6	7	8	9	10	11	12	4th		
Male	0	0	0	0	0	0	0	0	0	0	72	73	46	5	196	
Female	0	0	0	0	0	0	0	0	0	0	59	48	58	5	170	
<b>Total</b>	0	0	0	0	0	0	0	0	0	0	131	121	104	10	366	

**Enrolment By Grade**  
For Goose High



\* Data from the 1999-00 AGR(Enrolment/Age as of the last day in Sept./Dec.)

\*\* Newfoundland Statistics Classification System

\*\*\* May include itinerant teachers

District 1 - Labrador

School #: 002

Henry Gordon Academy, Cartwright

Classification: Rural Community/Labrador Region\*\*

Grades: K-12

Number of Grades: 13

[School FTE PTR : 10.0](#)

[District FTE PTR : 13.0](#)

[Provincial FTE PTR : 14.3](#)

[FTE Teachers](#) \*\*\* : 12.0

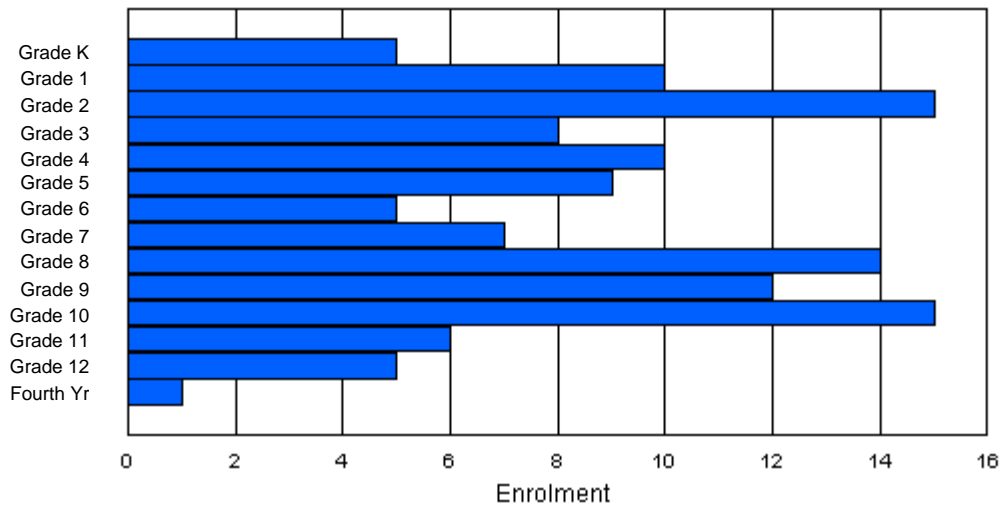
**Enrolment By Age and Gender**

Gender	Age																	Total
	5	6	7	8	9	10	11	12	13	14	15	16	17	18	19	20>		
Male	3	6	8	5	3	3	4	2	4	5	7	6	4	2	1	0	63	
Female	2	4	6	3	9	3	3	4	7	5	3	6	2	2	0	0	59	
<b>Total</b>	<b>5</b>	<b>10</b>	<b>14</b>	<b>8</b>	<b>12</b>	<b>6</b>	<b>7</b>	<b>6</b>	<b>11</b>	<b>10</b>	<b>10</b>	<b>12</b>	<b>6</b>	<b>4</b>	<b>1</b>	<b>0</b>	<b>122</b>	

**Enrolment By Grade and Gender**

Gender	Grade															Total
	K	1	2	3	4	5	6	7	8	9	10	11	12	4th		
Male	3	6	9	5	2	4	4	1	5	8	9	3	4	0	63	
Female	2	4	6	3	8	5	1	6	9	4	6	3	1	1	59	
<b>Total</b>	<b>5</b>	<b>10</b>	<b>15</b>	<b>8</b>	<b>10</b>	<b>9</b>	<b>5</b>	<b>7</b>	<b>14</b>	<b>12</b>	<b>15</b>	<b>6</b>	<b>5</b>	<b>1</b>	<b>122</b>	

**Enrolment By Grade**  
For Henry Gordon Academy



\* Data from the 1999-00 AGR(Enrolment/Age as of the last day in Sept./Dec.)

\*\* Newfoundland Statistics Classification System

\*\*\* May include itinerant teachers

District 1 - Labrador

School #: 012

J.C. Erhardt Memorial, Makkovik

Classification: Rural Community/Labrador Region\*\*

Grades: K-12

Number of Grades: 13

[School FTE PTR : 10.4](#)

[District FTE PTR : 13.0](#)

[Provincial FTE PTR : 14.3](#)

[FTE Teachers](#) \*\*\* : 11.0

**Enrolment By Age and Gender**

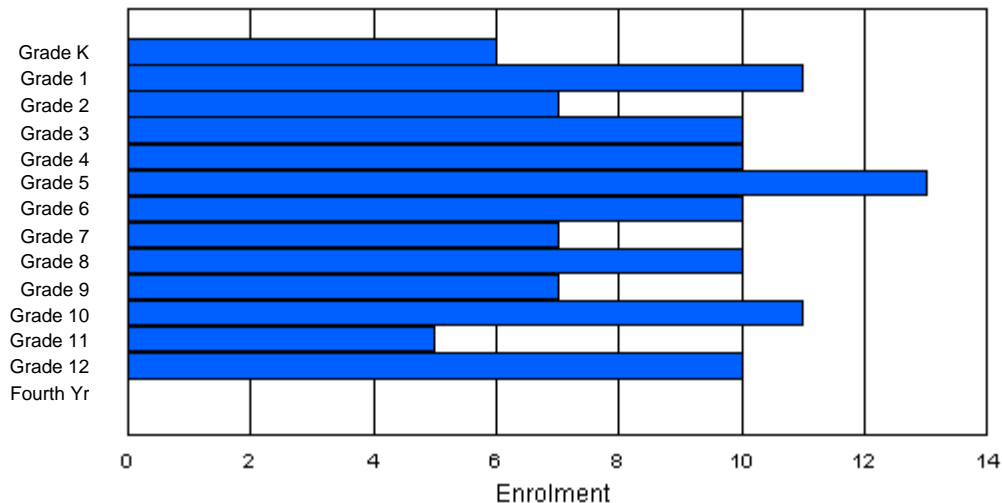
Gender	Age																	Total
	5	6	7	8	9	10	11	12	13	14	15	16	17	18	19	20>		
Male	4	4	4	5	3	3	8	3	4	5	2	1	5	3	1	0	55	
Female	2	6	3	7	5	6	5	3	5	4	6	3	7	0	0	0	62	
<b>Total</b>	<b>6</b>	<b>10</b>	<b>7</b>	<b>12</b>	<b>8</b>	<b>9</b>	<b>13</b>	<b>6</b>	<b>9</b>	<b>9</b>	<b>8</b>	<b>4</b>	<b>12</b>	<b>3</b>	<b>1</b>	<b>0</b>	<b>117</b>	

**Enrolment By Grade and Gender**

Gender	Grade															Total
	K	1	2	3	4	5	6	7	8	9	10	11	12	4th		
Male	4	5	4	4	3	7	5	4	4	5	3	3	4	0	55	
Female	2	6	3	6	7	6	5	3	6	2	8	2	6	0	62	
<b>Total</b>	<b>6</b>	<b>11</b>	<b>7</b>	<b>10</b>	<b>10</b>	<b>13</b>	<b>10</b>	<b>7</b>	<b>10</b>	<b>7</b>	<b>11</b>	<b>5</b>	<b>10</b>	<b>0</b>	<b>117</b>	

**Enrolment By Grade**

For J.C. Erhardt Memorial



\* Data from the 1999-00 AGR(Enrolment/Age as of the last day in Sept./Dec.)

\*\* Newfoundland Statistics Classification System

\*\*\* May include itinerant teachers

District 1 - Labrador

School #: 381

J.R. Smallwood Primary & Elementary, Wabush

Classification: Urban Community/Labrador Region\*\*

Grades: K-6

Number of Grades: 7

[School FTE PTR : 16.0](#)

[District FTE PTR : 13.0](#)

[Provincial FTE PTR : 14.3](#)

[FTE Teachers](#) \*\*\* : 27.5

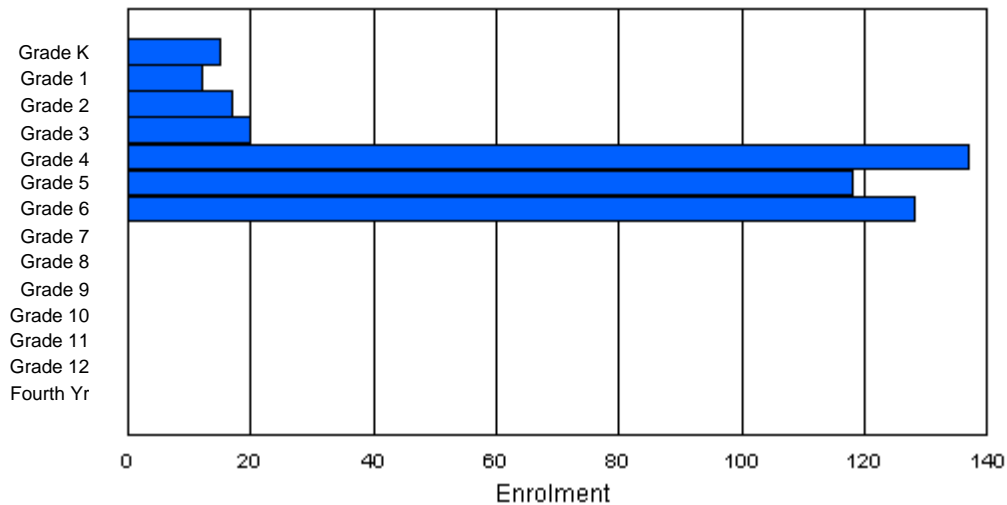
**Enrolment By Age and Gender**

Gender	Age																Total
	5	6	7	8	9	10	11	12	13	14	15	16	17	18	19	20>	
Male	9	9	8	8	59	63	71	4	1	0	0	0	0	0	0	0	232
Female	6	3	9	12	68	54	61	2	0	0	0	0	0	0	0	0	215
<b>Total</b>	<b>15</b>	<b>12</b>	<b>17</b>	<b>20</b>	<b>127</b>	<b>117</b>	<b>132</b>	<b>6</b>	<b>1</b>	<b>0</b>	<b>0</b>	<b>0</b>	<b>0</b>	<b>0</b>	<b>0</b>	<b>0</b>	<b>447</b>

**Enrolment By Grade and Gender**

Gender	Grade															Total
	K	1	2	3	4	5	6	7	8	9	10	11	12	4th		
Male	9	9	8	8	63	68	67	0	0	0	0	0	0	0	0	232
Female	6	3	9	12	74	50	61	0	0	0	0	0	0	0	0	215
<b>Total</b>	<b>15</b>	<b>12</b>	<b>17</b>	<b>20</b>	<b>137</b>	<b>118</b>	<b>128</b>	<b>0</b>	<b>0</b>	<b>0</b>	<b>0</b>	<b>0</b>	<b>0</b>	<b>0</b>	<b>0</b>	<b>447</b>

**Enrolment By Grade**  
For J.R. Smallwood Primary & Elementary



\* Data from the 1999-00 AGR(Enrolment/Age as of the last day in Sept./Dec.)

\*\* Newfoundland Statistics Classification System

\*\*\* May include itinerant teachers

District 1 - Labrador

School #: 014

Jens Haven Memorial, Nain

Classification: Rural Community/Labrador Region\*\*

Grades: K-12

Number of Grades: 13

[School FTE PTR : 11.1](#)

[District FTE PTR : 13.0](#)

[Provincial FTE PTR : 14.3](#)

[FTE Teachers](#) \*\*\* : 35.0

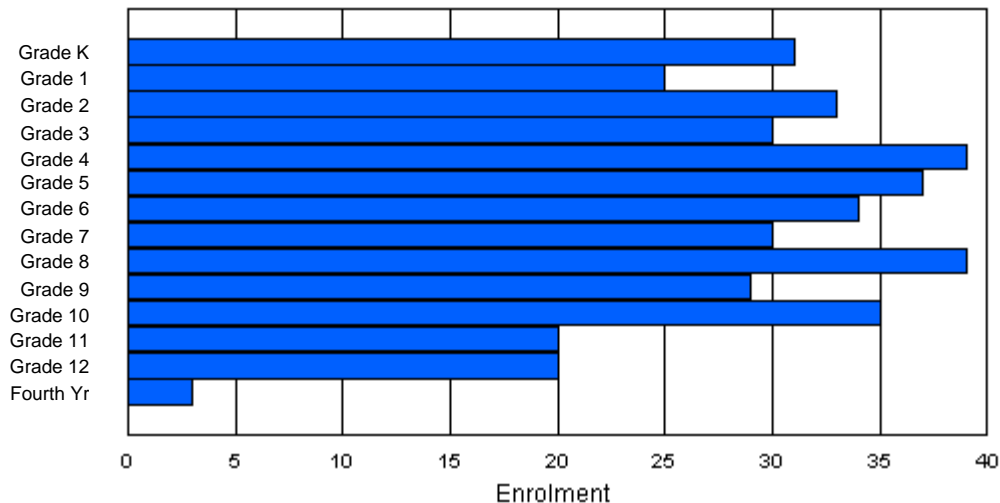
**Enrolment By Age and Gender**

Gender	Age																Total
	5	6	7	8	9	10	11	12	13	14	15	16	17	18	19	20>	
Male	18	15	17	12	17	14	13	15	14	15	9	17	8	6	5	5	200
Female	11	10	13	18	16	27	18	19	13	12	15	12	9	9	1	2	205
<b>Total</b>	<b>29</b>	<b>25</b>	<b>30</b>	<b>30</b>	<b>33</b>	<b>41</b>	<b>31</b>	<b>34</b>	<b>27</b>	<b>27</b>	<b>24</b>	<b>29</b>	<b>17</b>	<b>15</b>	<b>6</b>	<b>7</b>	<b>405</b>

**Enrolment By Grade and Gender**

Gender	Grade														Total
	K	1	2	3	4	5	6	7	8	9	10	11	12	4th	
Male	20	16	19	13	17	13	16	15	20	14	14	15	8	0	200
Female	11	9	14	17	22	24	18	15	19	15	21	5	12	3	205
<b>Total</b>	<b>31</b>	<b>25</b>	<b>33</b>	<b>30</b>	<b>39</b>	<b>37</b>	<b>34</b>	<b>30</b>	<b>39</b>	<b>29</b>	<b>35</b>	<b>20</b>	<b>20</b>	<b>3</b>	<b>405</b>

**Enrolment By Grade**  
For Jens Haven Memorial



\* Data from the 1999-00 AGR(Enrolment/Age as of the last day in Sept./Dec.)

\*\* Newfoundland Statistics Classification System

\*\*\* May include itinerant teachers



District 1 - Labrador

School #: 009

Labrador City Collegiate, Labrador City

Classification: Urban Community/Labrador Region\*\*

Grades: 7-9

Number of Grades: 3

[School FTE PTR : 15.6](#)

[District FTE PTR : 13.0](#)

[Provincial FTE PTR : 14.3](#)

[FTE Teachers](#) \*\*\* : 26.0

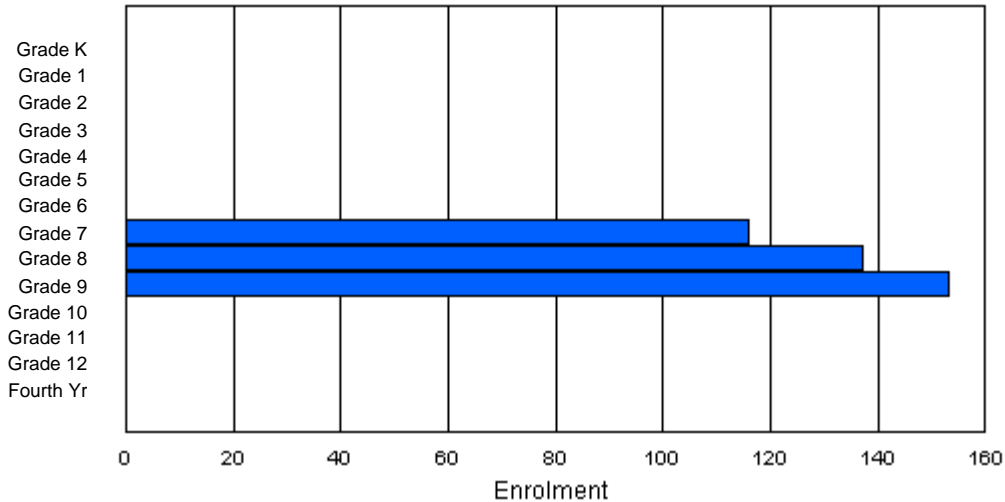
**Enrolment By Age and Gender**

Gender	Age																Total
	5	6	7	8	9	10	11	12	13	14	15	16	17	18	19	20>	
Male	0	0	0	0	0	0	1	57	53	74	19	0	0	0	0	0	204
Female	0	0	0	0	0	0	0	59	62	64	17	0	0	0	0	0	202
<b>Total</b>	<b>0</b>	<b>0</b>	<b>0</b>	<b>0</b>	<b>0</b>	<b>0</b>	<b>1</b>	<b>116</b>	<b>115</b>	<b>138</b>	<b>36</b>	<b>0</b>	<b>0</b>	<b>0</b>	<b>0</b>	<b>0</b>	<b>406</b>

**Enrolment By Grade and Gender**

Gender	Grade															Total
	K	1	2	3	4	5	6	7	8	9	10	11	12	4th		
Male	0	0	0	0	0	0	0	57	64	83	0	0	0	0	204	
Female	0	0	0	0	0	0	0	59	73	70	0	0	0	0	202	
<b>Total</b>	<b>0</b>	<b>0</b>	<b>0</b>	<b>0</b>	<b>0</b>	<b>0</b>	<b>0</b>	<b>116</b>	<b>137</b>	<b>153</b>	<b>0</b>	<b>0</b>	<b>0</b>	<b>0</b>	<b>406</b>	

**Enrolment By Grade**  
For Labrador City Collegiate



\* Data from the 1999-00 AGR(Enrolment/Age as of the last day in Sept./Dec.)

\*\* Newfoundland Statistics Classification System

\*\*\* May include itinerant teachers

District 1 - Labrador

School #: 015

Lake Melville School, North West River

Classification: Rural Community/Labrador Region\*\*

Grades: K-12

Number of Grades: 13

[School FTE PTR : 10.4](#)

[District FTE PTR : 13.0](#)

[Provincial FTE PTR : 14.3](#)

[FTE Teachers](#) \*\*\* : 11.0

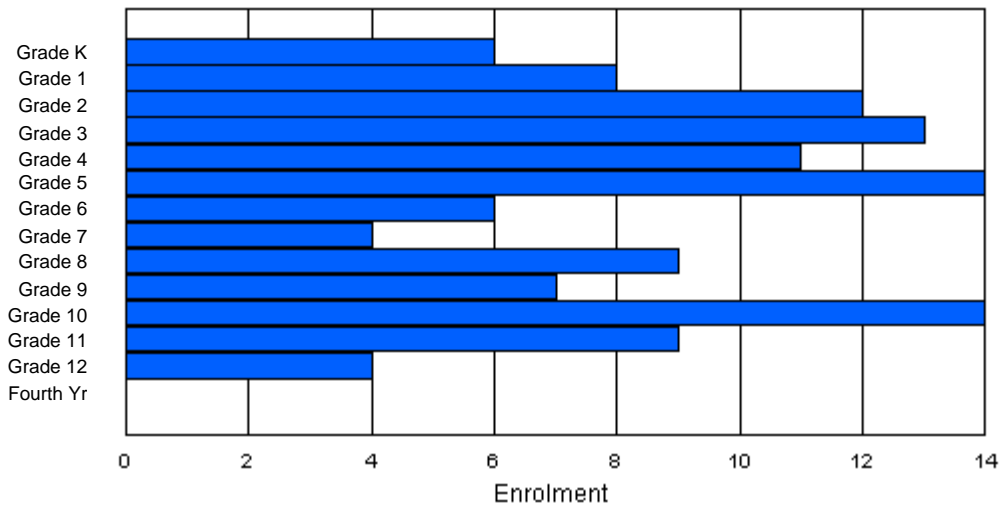
**Enrolment By Age and Gender**

Gender	Age																	Total
	5	6	7	8	9	10	11	12	13	14	15	16	17	18	19	20>		
Male	2	2	6	6	3	9	3	5	3	5	6	5	4	1	1	0	61	
Female	4	6	6	5	6	5	4	0	7	0	9	2	2	0	0	0	56	
<b>Total</b>	<b>6</b>	<b>8</b>	<b>12</b>	<b>11</b>	<b>9</b>	<b>14</b>	<b>7</b>	<b>5</b>	<b>10</b>	<b>5</b>	<b>15</b>	<b>7</b>	<b>6</b>	<b>1</b>	<b>1</b>	<b>0</b>	<b>117</b>	

**Enrolment By Grade and Gender**

Gender	Grade															Total
	K	1	2	3	4	5	6	7	8	9	10	11	12	4th		
Male	2	2	7	7	6	8	2	3	3	6	6	7	2	0	61	
Female	4	6	5	6	5	6	4	1	6	1	8	2	2	0	56	
<b>Total</b>	<b>6</b>	<b>8</b>	<b>12</b>	<b>13</b>	<b>11</b>	<b>14</b>	<b>6</b>	<b>4</b>	<b>9</b>	<b>7</b>	<b>14</b>	<b>9</b>	<b>4</b>	<b>0</b>	<b>117</b>	

**Enrolment By Grade**  
For Lake Melville School



\* Data from the 1999-00 AGR(Enrolment/Age as of the last day in Sept./Dec.)

\*\* Newfoundland Statistics Classification System

\*\*\* May include itinerant teachers

District 1 - Labrador

School #: 010

Menihek High, Labrador City

Classification: Urban Community/Labrador Region\*\*

Grades: 10-12

Number of Grades: 3

[School FTE PTR : 16.1](#)

[District FTE PTR : 13.0](#)

[Provincial FTE PTR : 14.3](#)

[FTE Teachers](#) \*\*\* : 36.0

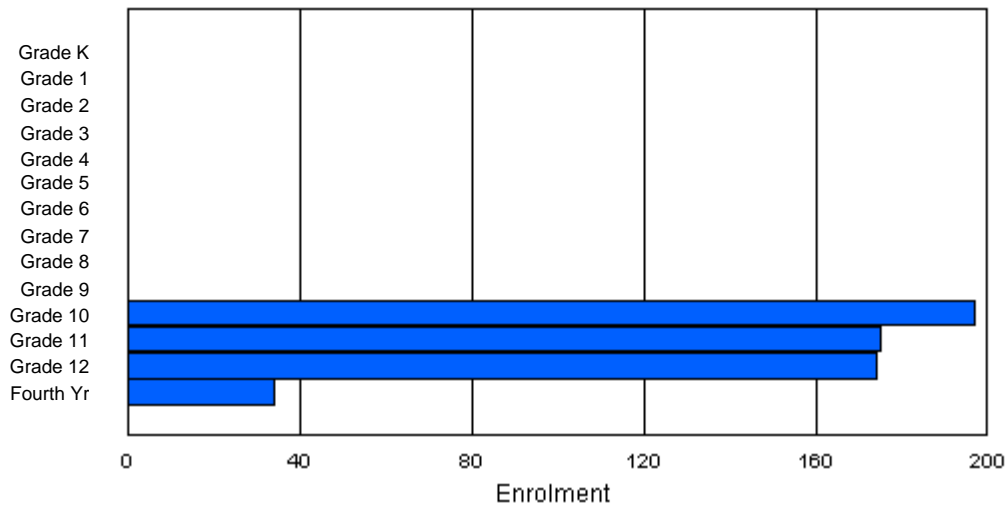
**Enrolment By Age and Gender**

Gender	Age																	Total
	5	6	7	8	9	10	11	12	13	14	15	16	17	18	19	20>		
Male	0	0	0	0	0	0	0	0	0	0	62	77	101	45	14	0	299	
Female	0	0	0	0	0	0	0	0	0	3	77	89	94	13	4	1	281	
<b>Total</b>	0	0	0	0	0	0	0	0	0	3	139	166	195	58	18	1	580	

**Enrolment By Grade and Gender**

Gender	Grade															Total
	K	1	2	3	4	5	6	7	8	9	10	11	12	4th		
Male	0	0	0	0	0	0	0	0	0	0	98	89	82	30	299	
Female	0	0	0	0	0	0	0	0	0	0	99	86	92	4	281	
<b>Total</b>	0	0	0	0	0	0	0	0	0	0	197	175	174	34	580	

**Enrolment By Grade**  
For Menihek High



\* Data from the 1999-00 AGR(Enrolment/Age as of the last day in Sept./Dec.)

\*\* Newfoundland Statistics Classification System

\*\*\* May include itinerant teachers

District 1 - Labrador

School #: 013

Mud Lake Elementary, Mud Lake

Classification: Rural Community/Labrador Region\*\*

Grades: K,2,4-8

Number of Grades: 7

[School FTE PTR : 12.5](#)

[District FTE PTR : 13.0](#)

[Provincial FTE PTR : 14.3](#)

[FTE Teachers](#) \*\*\* : 1.0

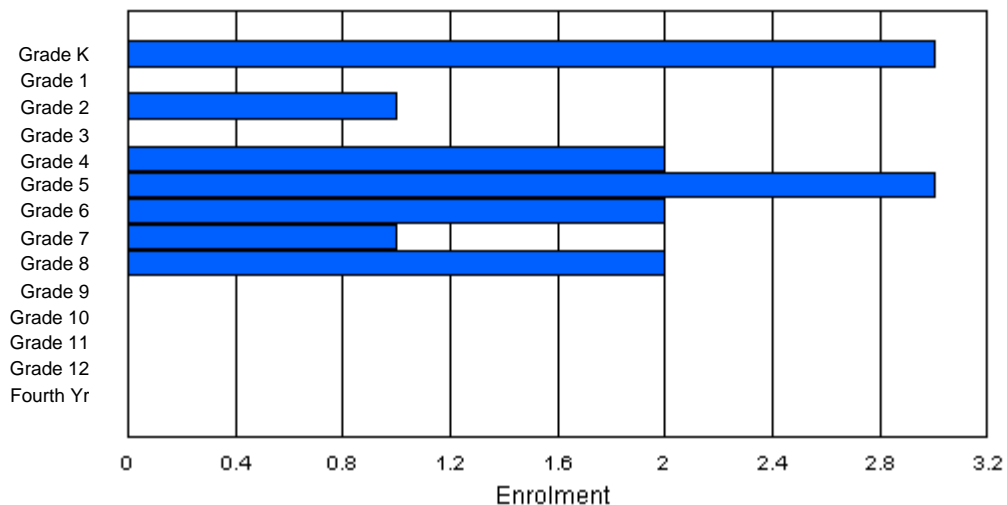
**Enrolment By Age and Gender**

Gender	Age																Total
	5	6	7	8	9	10	11	12	13	14	15	16	17	18	19	20>	
Male	0	0	1	0	1	2	1	0	0	1	0	0	0	0	0	0	6
Female	3	0	0	0	1	1	1	0	1	1	0	0	0	0	0	0	8
<b>Total</b>	<b>3</b>	<b>0</b>	<b>1</b>	<b>0</b>	<b>2</b>	<b>3</b>	<b>2</b>	<b>0</b>	<b>1</b>	<b>2</b>	<b>0</b>	<b>0</b>	<b>0</b>	<b>0</b>	<b>0</b>	<b>0</b>	<b>14</b>

**Enrolment By Grade and Gender**

Gender	Grade															Total
	K	1	2	3	4	5	6	7	8	9	10	11	12	4th		
Male	0	0	1	0	1	2	1	0	1	0	0	0	0	0	0	6
Female	3	0	0	0	1	1	1	1	1	0	0	0	0	0	0	8
<b>Total</b>	<b>3</b>	<b>0</b>	<b>1</b>	<b>0</b>	<b>2</b>	<b>3</b>	<b>2</b>	<b>1</b>	<b>2</b>	<b>0</b>	<b>0</b>	<b>0</b>	<b>0</b>	<b>0</b>	<b>0</b>	<b>14</b>

**Enrolment By Grade**  
For Mud Lake Elementary



\* Data from the 1999-00 AGR(Enrolment/Age as of the last day in Sept./Dec.)

\*\* Newfoundland Statistics Classification System

\*\*\* May include itinerant teachers

District 1 - Labrador

School #: 017

Northern Lights Academy, Rigolet

Classification: Rural Community/Labrador Region\*\*

Grades: K-12

Number of Grades: 13

[School FTE PTR : 7.9](#)

[District FTE PTR : 13.0](#)

[Provincial FTE PTR : 14.3](#)

[FTE Teachers](#) \*\*\* : 10.5

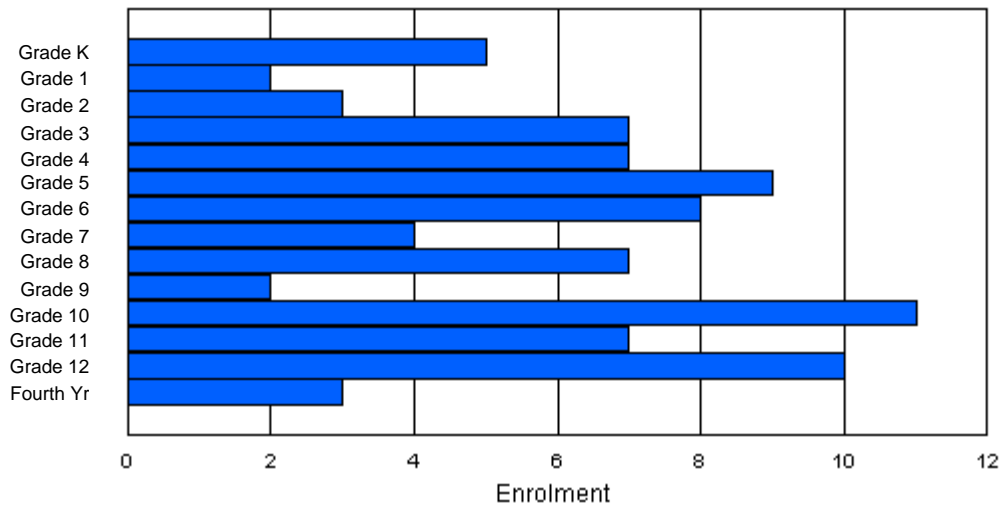
**Enrolment By Age and Gender**

Gender	Age																	Total
	5	6	7	8	9	10	11	12	13	14	15	16	17	18	19	20>		
Male	2	1	0	1	5	5	4	2	2	2	3	3	5	3	1	2	41	
Female	2	2	3	2	4	6	5	4	2	0	2	7	1	3	0	1	44	
<b>Total</b>	<b>4</b>	<b>3</b>	<b>3</b>	<b>3</b>	<b>9</b>	<b>11</b>	<b>9</b>	<b>6</b>	<b>4</b>	<b>2</b>	<b>5</b>	<b>10</b>	<b>6</b>	<b>6</b>	<b>1</b>	<b>3</b>	<b>85</b>	

**Enrolment By Grade and Gender**

Gender	Grade															Total
	K	1	2	3	4	5	6	7	8	9	10	11	12	4th		
Male	3	0	0	3	5	3	4	1	3	2	7	1	7	2	41	
Female	2	2	3	4	2	6	4	3	4	0	4	6	3	1	44	
<b>Total</b>	<b>5</b>	<b>2</b>	<b>3</b>	<b>7</b>	<b>7</b>	<b>9</b>	<b>8</b>	<b>4</b>	<b>7</b>	<b>2</b>	<b>11</b>	<b>7</b>	<b>10</b>	<b>3</b>	<b>85</b>	

**Enrolment By Grade**  
For Northern Lights Academy



\* Data from the 1999-00 AGR(Enrolment/Age as of the last day in Sept./Dec.)

\*\* Newfoundland Statistics Classification System

\*\*\* May include itinerant teachers

District 1 - Labrador

School #: 019

Nukum Mani Shan School, Davis Inlet

Classification: Rural Community/Labrador Region\*\*

Grades: K-12

Number of Grades: 13

[School FTE PTR : 15.0](#)

[District FTE PTR : 13.0](#)

[Provincial FTE PTR : 14.3](#)

[FTE Teachers](#) \*\*\* : 16.0

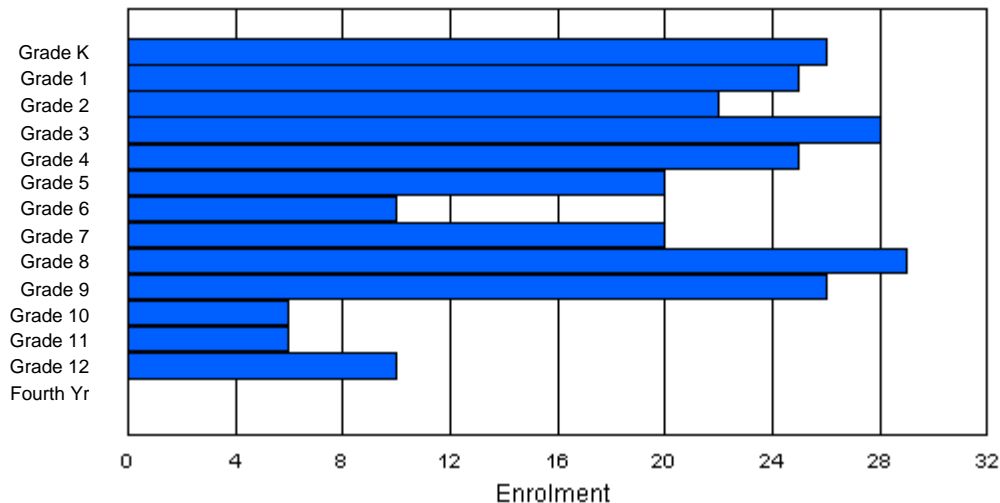
**Enrolment By Age and Gender**

Gender	Age																	Total
	5	6	7	8	9	10	11	12	13	14	15	16	17	18	19	20>		
Male	11	13	6	18	6	9	9	8	11	8	3	5	4	8	5	0	124	
Female	9	15	11	18	8	6	5	10	1	9	7	9	8	6	7	0	129	
<b>Total</b>	<b>20</b>	<b>28</b>	<b>17</b>	<b>36</b>	<b>14</b>	<b>15</b>	<b>14</b>	<b>18</b>	<b>12</b>	<b>17</b>	<b>10</b>	<b>14</b>	<b>12</b>	<b>14</b>	<b>12</b>	<b>0</b>	<b>253</b>	

**Enrolment By Grade and Gender**

Gender	Grade															Total
	K	1	2	3	4	5	6	7	8	9	10	11	12	4th		
Male	13	12	8	14	16	10	7	5	19	14	1	0	5	0	124	
Female	13	13	14	14	9	10	3	15	10	12	5	6	5	0	129	
<b>Total</b>	<b>26</b>	<b>25</b>	<b>22</b>	<b>28</b>	<b>25</b>	<b>20</b>	<b>10</b>	<b>20</b>	<b>29</b>	<b>26</b>	<b>6</b>	<b>6</b>	<b>10</b>	<b>0</b>	<b>253</b>	

**Enrolment By Grade**  
For Nukum Mani Shan School



\* Data from the 1999-00 AGR(Enrolment/Age as of the last day in Sept./Dec.)

\*\* Newfoundland Statistics Classification System

\*\*\* May include itinerant teachers

District 1 - Labrador

School #: 004

Our Lady Queen of Peace, Happy Valley/G.B.

Classification: Urban Community/Labrador Region\*\*

Grades: 5-9

Number of Grades: 5

[School FTE PTR : 15.3](#)

[District FTE PTR : 13.0](#)

[Provincial FTE PTR : 14.3](#)

[FTE Teachers](#) \*\*\* : 29.7

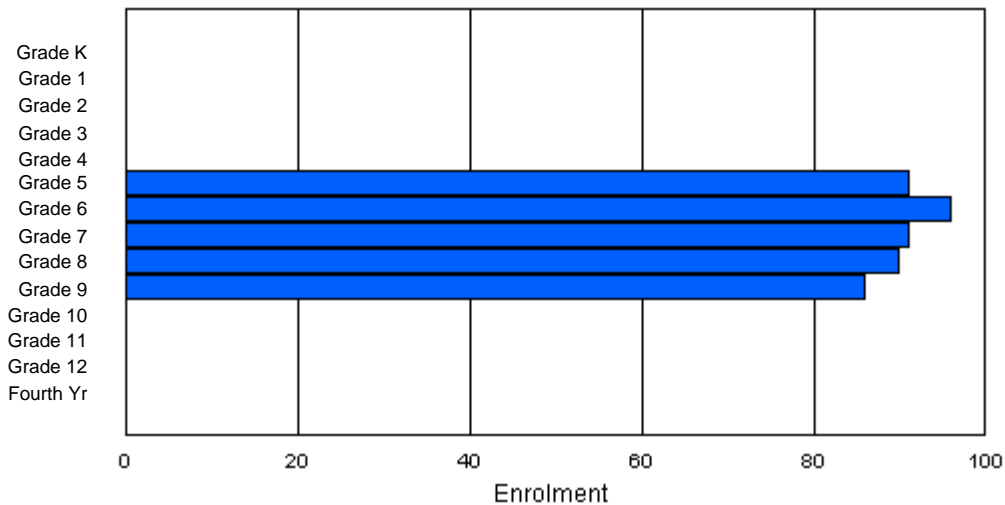
**Enrolment By Age and Gender**

Gender	Age																Total
	5	6	7	8	9	10	11	12	13	14	15	16	17	18	19	20>	
Male	0	0	0	0	0	35	45	33	46	39	12	1	0	0	0	0	211
Female	0	0	0	0	0	47	51	34	55	43	11	2	0	0	0	0	243
<b>Total</b>	<b>0</b>	<b>0</b>	<b>0</b>	<b>0</b>	<b>0</b>	<b>82</b>	<b>96</b>	<b>67</b>	<b>101</b>	<b>82</b>	<b>23</b>	<b>3</b>	<b>0</b>	<b>0</b>	<b>0</b>	<b>0</b>	<b>454</b>

**Enrolment By Grade and Gender**

Gender	Grade															Total
	K	1	2	3	4	5	6	7	8	9	10	11	12	4th		
Male	0	0	0	0	0	40	46	39	48	38	0	0	0	0	211	
Female	0	0	0	0	0	51	50	52	42	48	0	0	0	0	243	
<b>Total</b>	<b>0</b>	<b>0</b>	<b>0</b>	<b>0</b>	<b>0</b>	<b>91</b>	<b>96</b>	<b>91</b>	<b>90</b>	<b>86</b>	<b>0</b>	<b>0</b>	<b>0</b>	<b>0</b>	<b>454</b>	

**Enrolment By Grade**  
For Our Lady Queen of Peace



\* Data from the 1999-00 AGR(Enrolment/Age as of the last day in Sept./Dec.)

\*\* Newfoundland Statistics Classification System

\*\*\* May include itinerant teachers

District 1 - Labrador

School #: 005

Peacock Elementary, Happy Valley/G.B.

Classification: Urban Community/Labrador Region\*\*

Grades: K-4

Number of Grades: 5

[School FTE PTR : 14.9](#)

[District FTE PTR : 13.0](#)

[Provincial FTE PTR : 14.3](#)

[FTE Teachers](#) \*\*\* : 29.9

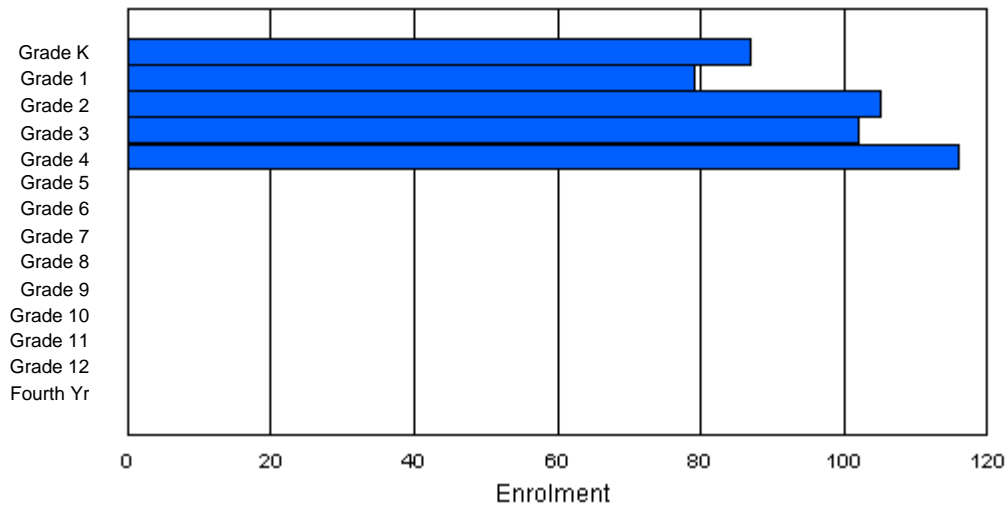
**Enrolment By Age and Gender**

Gender	Age																Total
	5	6	7	8	9	10	11	12	13	14	15	16	17	18	19	20>	
Male	45	50	59	45	68	6	0	0	0	0	0	0	0	0	0	0	273
Female	42	28	39	57	49	1	0	0	0	0	0	0	0	0	0	0	216
<b>Total</b>	<b>87</b>	<b>78</b>	<b>98</b>	<b>102</b>	<b>117</b>	<b>7</b>	<b>0</b>	<b>0</b>	<b>0</b>	<b>0</b>	<b>0</b>	<b>0</b>	<b>0</b>	<b>0</b>	<b>0</b>	<b>0</b>	<b>489</b>

**Enrolment By Grade and Gender**

Gender	Grade															Total
	K	1	2	3	4	5	6	7	8	9	10	11	12	4th		
Male	45	50	64	45	69	0	0	0	0	0	0	0	0	0	0	273
Female	42	29	41	57	47	0	0	0	0	0	0	0	0	0	0	216
<b>Total</b>	<b>87</b>	<b>79</b>	<b>105</b>	<b>102</b>	<b>116</b>	<b>0</b>	<b>0</b>	<b>0</b>	<b>0</b>	<b>0</b>	<b>0</b>	<b>0</b>	<b>0</b>	<b>0</b>	<b>0</b>	<b>489</b>

**Enrolment By Grade**  
For Peacock Elementary



\* Data from the 1999-00 AGR(Enrolment/Age as of the last day in Sept./Dec.)

\*\* Newfoundland Statistics Classification System

\*\*\* May include itinerant teachers



District 1 - Labrador

School #: 018

Peenamin McKenzie, Sheshatshit

Classification: Rural Community/Labrador Region\*\*

Grades: K-12

Number of Grades: 13

[School FTE PTR : 11.0](#)

[District FTE PTR : 13.0](#)

[Provincial FTE PTR : 14.3](#)

[FTE Teachers](#) \*\*\* : 32.0

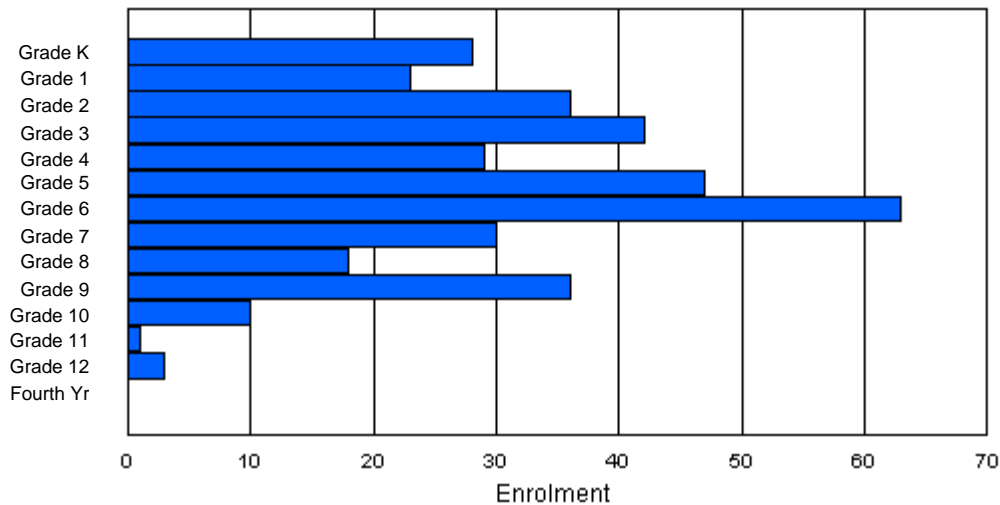
**Enrolment By Age and Gender**

Gender	Age																Total
	5	6	7	8	9	10	11	12	13	14	15	16	17	18	19	20>	
Male	11	15	17	11	12	13	14	15	12	14	13	11	7	10	1	1	177
Female	17	8	19	15	18	17	18	16	21	14	9	5	7	3	2	0	189
<b>Total</b>	<b>28</b>	<b>23</b>	<b>36</b>	<b>26</b>	<b>30</b>	<b>30</b>	<b>32</b>	<b>31</b>	<b>33</b>	<b>28</b>	<b>22</b>	<b>16</b>	<b>14</b>	<b>13</b>	<b>3</b>	<b>1</b>	<b>366</b>

**Enrolment By Grade and Gender**

Gender	Grade														Total
	K	1	2	3	4	5	6	7	8	9	10	11	12	4th	
Male	11	15	17	20	12	18	37	10	7	23	5	1	1	0	177
Female	17	8	19	22	17	29	26	20	11	13	5	0	2	0	189
<b>Total</b>	<b>28</b>	<b>23</b>	<b>36</b>	<b>42</b>	<b>29</b>	<b>47</b>	<b>63</b>	<b>30</b>	<b>18</b>	<b>36</b>	<b>10</b>	<b>1</b>	<b>3</b>	<b>0</b>	<b>366</b>

**Enrolment By Grade**  
For Peenamin McKenzie



\* Data from the 1999-00 AGR(Enrolment/Age as of the last day in Sept./Dec.)

\*\* Newfoundland Statistics Classification System

\*\*\* May include itinerant teachers

District 1 - Labrador

School #: 006

St. Michael's, Happy Valley/G.B.

Classification: Urban Community/Labrador Region\*\*

Grades: K-9

Number of Grades: 10

[School FTE PTR : 17.3](#)

[District FTE PTR : 13.0](#)

[Provincial FTE PTR : 14.3](#)

[FTE Teachers](#) \*\*\* : 26.4

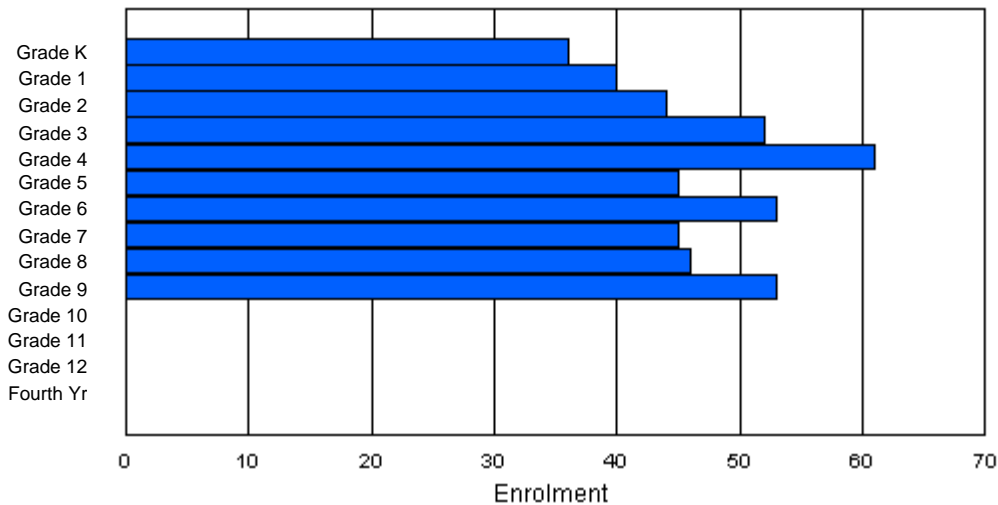
**Enrolment By Age and Gender**

Gender	Age																Total
	5	6	7	8	9	10	11	12	13	14	15	16	17	18	19	20>	
Male	20	23	21	26	25	21	17	19	22	29	3	0	0	0	0	0	226
Female	16	24	17	24	32	27	35	26	25	21	2	0	0	0	0	0	249
<b>Total</b>	<b>36</b>	<b>47</b>	<b>38</b>	<b>50</b>	<b>57</b>	<b>48</b>	<b>52</b>	<b>45</b>	<b>47</b>	<b>50</b>	<b>5</b>	<b>0</b>	<b>0</b>	<b>0</b>	<b>0</b>	<b>0</b>	<b>475</b>

**Enrolment By Grade and Gender**

Gender	Grade														Total
	K	1	2	3	4	5	6	7	8	9	10	11	12	4th	
Male	20	21	22	28	28	18	17	21	22	29	0	0	0	0	226
Female	16	19	22	24	33	27	36	24	24	24	0	0	0	0	249
<b>Total</b>	<b>36</b>	<b>40</b>	<b>44</b>	<b>52</b>	<b>61</b>	<b>45</b>	<b>53</b>	<b>45</b>	<b>46</b>	<b>53</b>	<b>0</b>	<b>0</b>	<b>0</b>	<b>0</b>	<b>475</b>

**Enrolment By Grade**  
For St. Michael's



\* Data from the 1999-00 AGR(Enrolment/Age as of the last day in Sept./Dec.)

\*\* Newfoundland Statistics Classification System

\*\*\* May include itinerant teachers

District 1 - Labrador

School #: 001

St. Peter's AG, Black Tickle

Classification: Rural Community/Labrador Region\*\*

Grades: K-6,8-12

Number of Grades: 12

[School FTE PTR : 7.8](#)

[District FTE PTR : 13.0](#)

[Provincial FTE PTR : 14.3](#)

[FTE Teachers](#) \*\*\* : 7.5

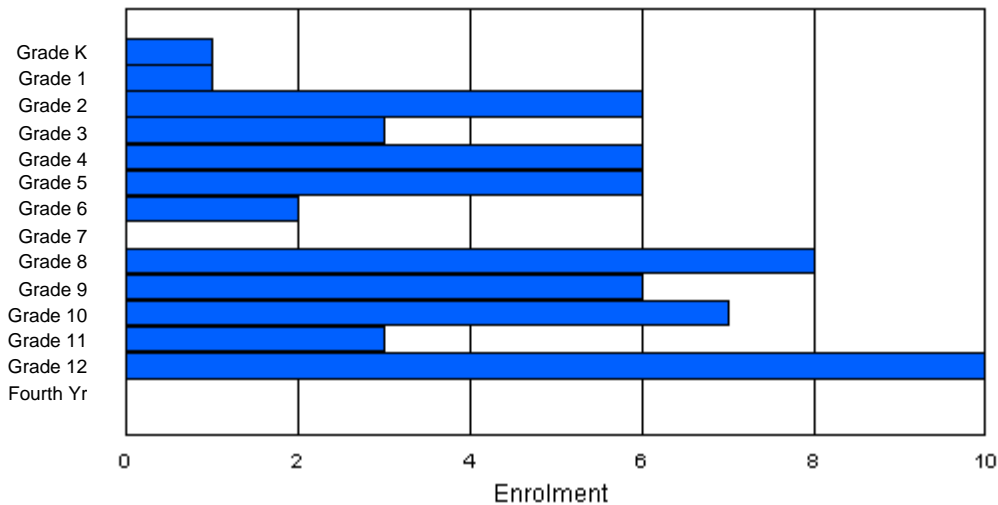
**Enrolment By Age and Gender**

Gender	Age																	Total
	5	6	7	8	9	10	11	12	13	14	15	16	17	18	19	20>		
Male	0	1	2	2	2	3	1	2	2	5	3	1	3	1	0	0	28	
Female	1	0	4	1	3	4	0	0	3	2	5	2	4	2	0	0	31	
<b>Total</b>	<b>1</b>	<b>1</b>	<b>6</b>	<b>3</b>	<b>5</b>	<b>7</b>	<b>1</b>	<b>2</b>	<b>5</b>	<b>7</b>	<b>8</b>	<b>3</b>	<b>7</b>	<b>3</b>	<b>0</b>	<b>0</b>	<b>59</b>	

**Enrolment By Grade and Gender**

Gender	Grade															Total
	K	1	2	3	4	5	6	7	8	9	10	11	12	4th		
Male	0	1	2	2	3	2	2	0	5	3	3	1	4	0	28	
Female	1	0	4	1	3	4	0	0	3	3	4	2	6	0	31	
<b>Total</b>	<b>1</b>	<b>1</b>	<b>6</b>	<b>3</b>	<b>6</b>	<b>6</b>	<b>2</b>	<b>0</b>	<b>8</b>	<b>6</b>	<b>7</b>	<b>3</b>	<b>10</b>	<b>0</b>	<b>59</b>	

**Enrolment By Grade**  
For St. Peter's AG



\* Data from the 1999-00 AGR(Enrolment/Age as of the last day in Sept./Dec.)

\*\* Newfoundland Statistics Classification System

\*\*\* May include itinerant teachers

District 2 - Northern Peninsula/Labrador South

School #: 050 Basque Memorial, Red Bay

Classification: Rural Community/Labrador Region\*\*

Grades: K-12 Number of Grades: 13

[School FTE PTR : 7.5](#)

[District FTE PTR : 11.6](#)

[Provincial FTE PTR : 14.3](#)

[FTE Teachers](#) \*\*\* : 6.5

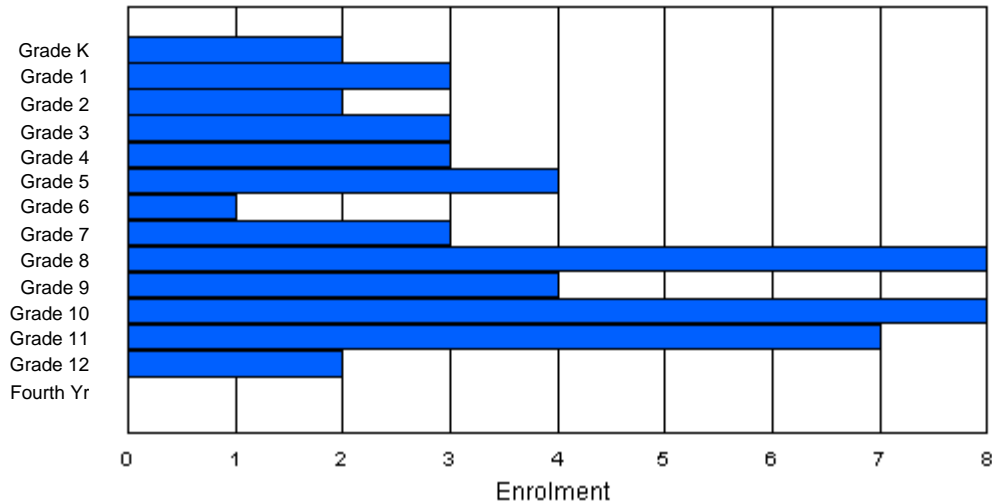
**Enrolment By Age and Gender**

Gender	Age																Total
	5	6	7	8	9	10	11	12	13	14	15	16	17	18	19	20>	
Male	2	3	1	2	3	1	0	1	2	2	6	2	0	0	0	0	25
Female	0	0	1	0	1	3	1	1	5	2	4	4	2	0	1	0	25
<b>Total</b>	<b>2</b>	<b>3</b>	<b>2</b>	<b>2</b>	<b>4</b>	<b>4</b>	<b>1</b>	<b>2</b>	<b>7</b>	<b>4</b>	<b>10</b>	<b>6</b>	<b>2</b>	<b>0</b>	<b>1</b>	<b>0</b>	<b>50</b>

**Enrolment By Grade and Gender**

Gender	Grade															Total
	K	1	2	3	4	5	6	7	8	9	10	11	12	4th		
Male	2	3	1	3	2	1	0	1	2	4	4	2	0	0	25	
Female	0	0	1	0	1	3	1	2	6	0	4	5	2	0	25	
<b>Total</b>	<b>2</b>	<b>3</b>	<b>2</b>	<b>3</b>	<b>3</b>	<b>4</b>	<b>1</b>	<b>3</b>	<b>8</b>	<b>4</b>	<b>8</b>	<b>7</b>	<b>2</b>	<b>0</b>	<b>50</b>	

**Enrolment By Grade**  
For Basque Memorial



\* Data from the 1999-00 AGR(Enrolment/Age as of the last day in Sept./Dec.)

\*\* Newfoundland Statistics Classification System

\*\*\* May include itinerant teachers

District 2 - Northern Peninsula/Labrador South

School #: 387

Bayview Regional Collegiate, St. Lunaire

Classification: Rural Community/Western Region\*\*

Grades: 7-12

Number of Grades: 6

[School FTE PTR : 14.8](#)

[District FTE PTR : 11.6](#)

[Provincial FTE PTR : 14.3](#)

[FTE Teachers](#) \*\*\* : 10.0

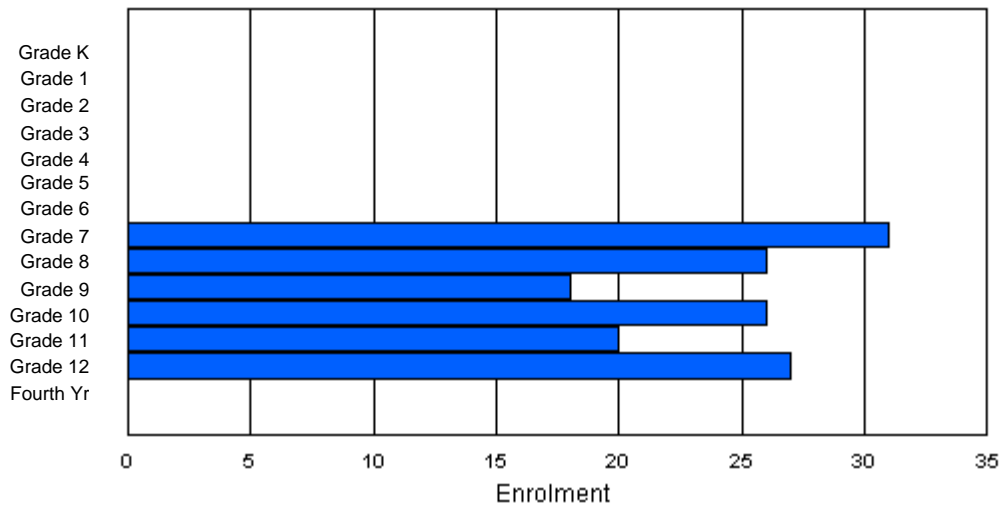
**Enrolment By Age and Gender**

Gender	Age																Total
	5	6	7	8	9	10	11	12	13	14	15	16	17	18	19	20>	
Male	0	0	0	0	0	0	1	10	10	9	13	8	16	3	1	0	71
Female	0	0	0	0	0	0	1	16	14	7	14	10	15	0	0	0	77
<b>Total</b>	0	0	0	0	0	0	2	26	24	16	27	18	31	3	1	0	148

**Enrolment By Grade and Gender**

Gender	Grade															Total
	K	1	2	3	4	5	6	7	8	9	10	11	12	4th		
Male	0	0	0	0	0	0	0	14	10	12	8	11	16	0	71	
Female	0	0	0	0	0	0	0	17	16	6	18	9	11	0	77	
<b>Total</b>	0	0	0	0	0	0	0	31	26	18	26	20	27	0	148	

**Enrolment By Grade**  
For Bayview Regional Collegiate



\* Data from the 1999-00 AGR(Enrolment/Age as of the last day in Sept./Dec.)

\*\* Newfoundland Statistics Classification System

\*\*\* May include itinerant teachers

District 2 - Northern Peninsula/Labrador South

School #: 027

Canon Richards High School, Flower's Cove

Classification: Rural Community/Western Region\*\*

Grades: 7-12

Number of Grades: 6

[School FTE PTR : 11.9](#)

[District FTE PTR : 11.6](#)

[Provincial FTE PTR : 14.3](#)

[FTE Teachers](#) \*\*\* : 14.0

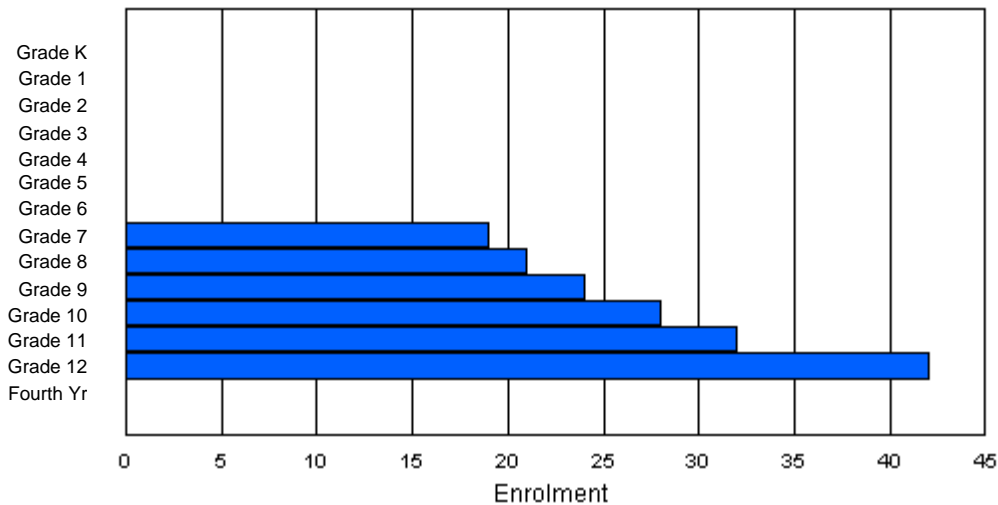
**Enrolment By Age and Gender**

Gender	Age																	Total
	5	6	7	8	9	10	11	12	13	14	15	16	17	18	19	20>		
Male	0	0	0	0	0	0	0	9	8	10	15	19	22	1	0	0	84	
Female	0	0	0	0	0	0	0	10	13	14	12	12	21	0	0	0	82	
Total	0	0	0	0	0	0	0	19	21	24	27	31	43	1	0	0	166	

**Enrolment By Grade and Gender**

Gender	Grade															Total
	K	1	2	3	4	5	6	7	8	9	10	11	12	4th		
Male	0	0	0	0	0	0	0	9	8	10	15	19	23	0	84	
Female	0	0	0	0	0	0	0	10	13	14	13	13	19	0	82	
Total	0	0	0	0	0	0	0	19	21	24	28	32	42	0	166	

**Enrolment By Grade**  
For Canon Richards High School



\* Data from the 1999-00 AGR(Enrolment/Age as of the last day in Sept./Dec.)

\*\* Newfoundland Statistics Classification System

\*\*\* May include itinerant teachers

District 2 - Northern Peninsula/Labrador South

School #: 046

D.C. Young School, Port Hope Simpson

Classification: Rural Community/Labrador Region\*\*

Grades: K-12

Number of Grades: 13

[School FTE PTR : 9.6](#)

[District FTE PTR : 11.6](#)

[Provincial FTE PTR : 14.3](#)

[FTE Teachers](#) \*\*\* : 12.0

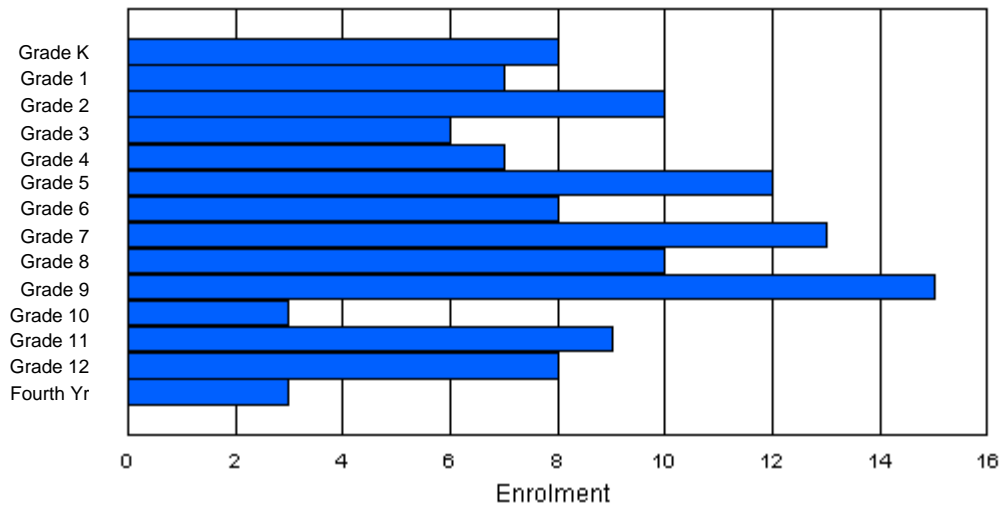
**Enrolment By Age and Gender**

Gender	Age																	Total
	5	6	7	8	9	10	11	12	13	14	15	16	17	18	19	20>		
Male	4	3	6	2	2	9	4	10	5	2	7	5	4	0	0	0	63	
Female	4	4	4	3	4	3	0	6	4	11	2	4	3	2	1	1	56	
<b>Total</b>	<b>8</b>	<b>7</b>	<b>10</b>	<b>5</b>	<b>6</b>	<b>12</b>	<b>4</b>	<b>16</b>	<b>9</b>	<b>13</b>	<b>9</b>	<b>9</b>	<b>7</b>	<b>2</b>	<b>1</b>	<b>1</b>	<b>119</b>	

**Enrolment By Grade and Gender**

Gender	Grade															Total
	K	1	2	3	4	5	6	7	8	9	10	11	12	4th		
Male	4	3	6	3	2	10	7	7	5	5	2	5	4	0	63	
Female	4	4	4	3	5	2	1	6	5	10	1	4	4	3	56	
<b>Total</b>	<b>8</b>	<b>7</b>	<b>10</b>	<b>6</b>	<b>7</b>	<b>12</b>	<b>8</b>	<b>13</b>	<b>10</b>	<b>15</b>	<b>3</b>	<b>9</b>	<b>8</b>	<b>3</b>	<b>119</b>	

**Enrolment By Grade**  
For D.C. Young School



\* Data from the 1999-00 AGR(Enrolment/Age as of the last day in Sept./Dec.)

\*\* Newfoundland Statistics Classification System

\*\*\* May include itinerant teachers

District 2 - Northern Peninsula/Labrador South

School #: 385

Evely Elementary, Roddickton

Classification: Rural Community/Western Region\*\*

Grades: K-6

Number of Grades: 7

[School FTE PTR : 14.9](#)

[District FTE PTR : 11.6](#)

[Provincial FTE PTR : 14.3](#)

[FTE Teachers](#) \*\*\* : 7.8

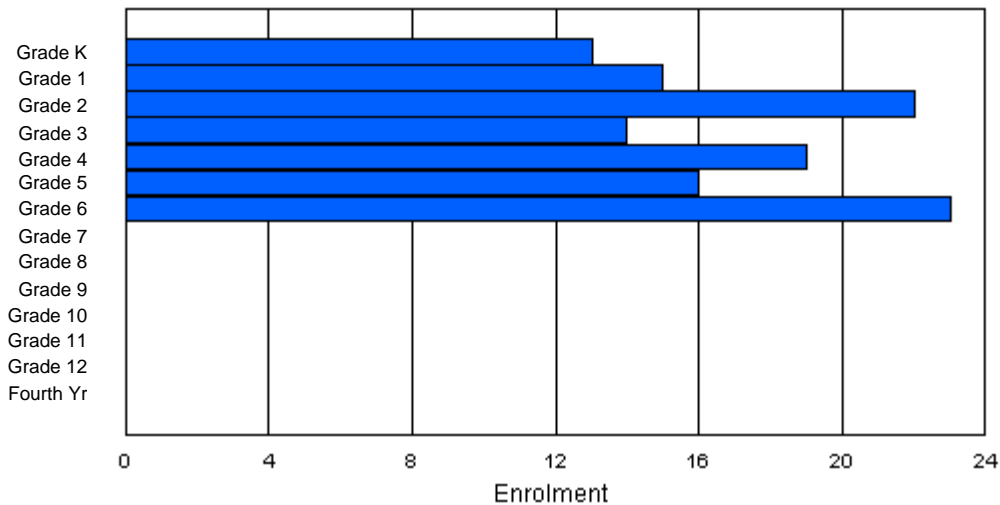
**Enrolment By Age and Gender**

Gender	Age																Total
	5	6	7	8	9	10	11	12	13	14	15	16	17	18	19	20>	
Male	8	5	11	6	9	9	10	0	0	0	0	0	0	0	0	0	58
Female	5	10	11	8	10	7	11	1	1	0	0	0	0	0	0	0	64
<b>Total</b>	<b>13</b>	<b>15</b>	<b>22</b>	<b>14</b>	<b>19</b>	<b>16</b>	<b>21</b>	<b>1</b>	<b>1</b>	<b>0</b>	<b>0</b>	<b>0</b>	<b>0</b>	<b>0</b>	<b>0</b>	<b>0</b>	<b>122</b>

**Enrolment By Grade and Gender**

Gender	Grade															Total
	K	1	2	3	4	5	6	7	8	9	10	11	12	4th		
Male	8	5	11	6	9	9	10	0	0	0	0	0	0	0	0	58
Female	5	10	11	8	10	7	13	0	0	0	0	0	0	0	0	64
<b>Total</b>	<b>13</b>	<b>15</b>	<b>22</b>	<b>14</b>	<b>19</b>	<b>16</b>	<b>23</b>	<b>0</b>	<b>0</b>	<b>0</b>	<b>0</b>	<b>0</b>	<b>0</b>	<b>0</b>	<b>0</b>	<b>122</b>

**Enrolment By Grade**  
For Evely Elementary



\* Data from the 1999-00 AGR(Enrolment/Age as of the last day in Sept./Dec.)

\*\* Newfoundland Statistics Classification System

\*\*\* May include itinerant teachers



District 2 - Northern Peninsula/Labrador South

School #: 026

H.G. Fillier Academy, Englee

Classification: Rural Community/Western Region\*\*

Grades: K-9

Number of Grades: 10

[School FTE PTR : 10.9](#)

[District FTE PTR : 11.6](#)

[Provincial FTE PTR : 14.3](#)

[FTE Teachers](#) \*\*\* : 9.4

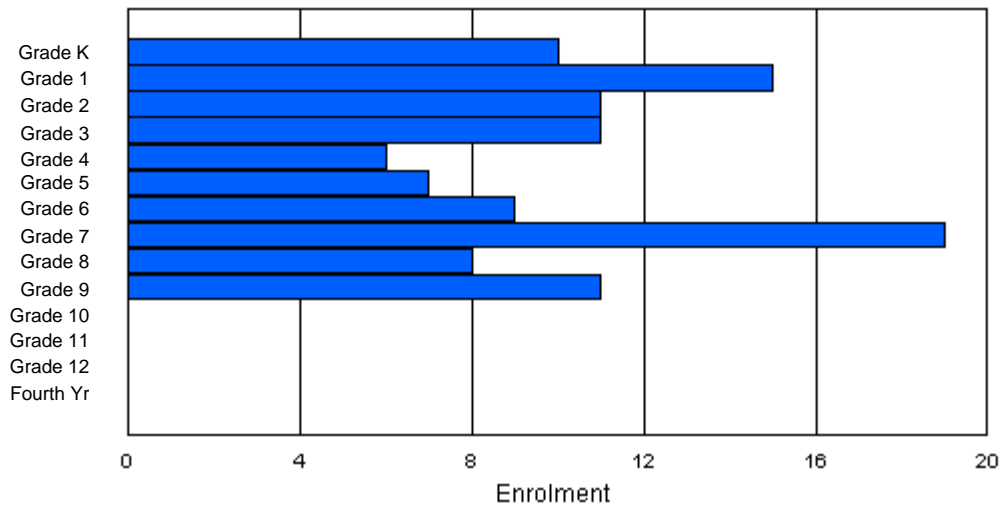
**Enrolment By Age and Gender**

Gender	Age																	Total
	5	6	7	8	9	10	11	12	13	14	15	16	17	18	19	20>		
Male	7	7	2	5	4	3	5	5	3	7	1	0	0	0	0	0	49	
Female	3	8	8	7	1	4	5	12	4	5	1	0	0	0	0	0	58	
<b>Total</b>	<b>10</b>	<b>15</b>	<b>10</b>	<b>12</b>	<b>5</b>	<b>7</b>	<b>10</b>	<b>17</b>	<b>7</b>	<b>12</b>	<b>2</b>	<b>0</b>	<b>0</b>	<b>0</b>	<b>0</b>	<b>0</b>	<b>107</b>	

**Enrolment By Grade and Gender**

Gender	Grade															Total
	K	1	2	3	4	5	6	7	8	9	10	11	12	4th		
Male	7	7	2	5	5	3	4	7	3	6	0	0	0	0	49	
Female	3	8	9	6	1	4	5	12	5	5	0	0	0	0	58	
<b>Total</b>	<b>10</b>	<b>15</b>	<b>11</b>	<b>11</b>	<b>6</b>	<b>7</b>	<b>9</b>	<b>19</b>	<b>8</b>	<b>11</b>	<b>0</b>	<b>0</b>	<b>0</b>	<b>0</b>	<b>107</b>	

**Enrolment By Grade**  
For H.G. Fillier Academy



\* Data from the 1999-00 AGR(Enrolment/Age as of the last day in Sept./Dec.)

\*\* Newfoundland Statistics Classification System

\*\*\* May include itinerant teachers

District 2 - Northern Peninsula/Labrador South

School #: 052

Harriot Curtis Collegiate, St. Anthony

Classification: Rural Community/Western Region\*\*

Grades: 8-12

Number of Grades: 5

[School FTE PTR : 14.1](#)

[District FTE PTR : 11.6](#)

[Provincial FTE PTR : 14.3](#)

[FTE Teachers](#) \*\*\* : 20.5

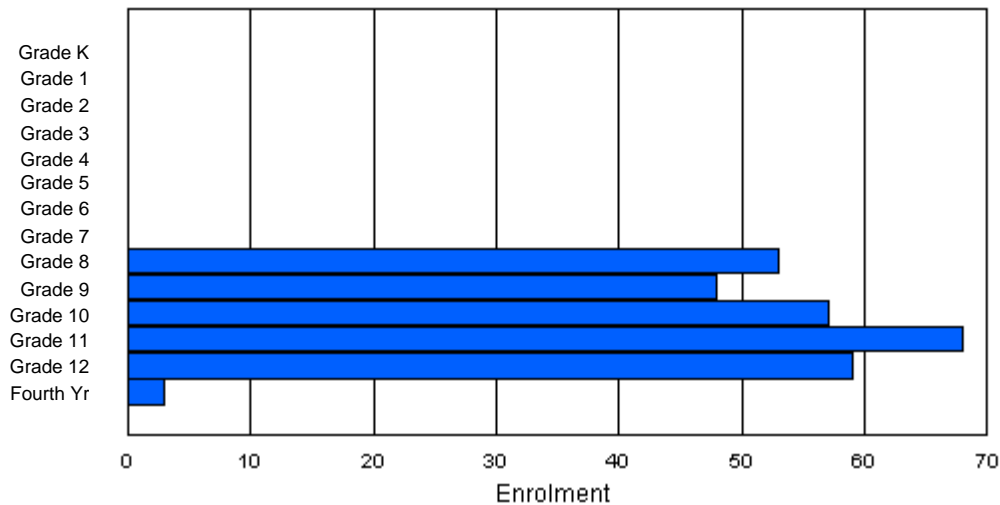
**Enrolment By Age and Gender**

Gender	Age																	Total
	5	6	7	8	9	10	11	12	13	14	15	16	17	18	19	20>		
Male	0	0	0	0	0	0	0	0	20	24	32	31	29	12	3	0	151	
Female	0	0	0	0	0	0	0	1	24	23	25	26	31	6	1	0	137	
<b>Total</b>	<b>0</b>	<b>0</b>	<b>0</b>	<b>0</b>	<b>0</b>	<b>0</b>	<b>0</b>	<b>1</b>	<b>44</b>	<b>47</b>	<b>57</b>	<b>57</b>	<b>60</b>	<b>18</b>	<b>4</b>	<b>0</b>	<b>288</b>	

**Enrolment By Grade and Gender**

Gender	Grade															Total
	K	1	2	3	4	5	6	7	8	9	10	11	12	4th		
Male	0	0	0	0	0	0	0	0	25	25	32	37	30	2	151	
Female	0	0	0	0	0	0	0	0	28	23	25	31	29	1	137	
<b>Total</b>	<b>0</b>	<b>0</b>	<b>0</b>	<b>0</b>	<b>0</b>	<b>0</b>	<b>0</b>	<b>0</b>	<b>53</b>	<b>48</b>	<b>57</b>	<b>68</b>	<b>59</b>	<b>3</b>	<b>288</b>	

**Enrolment By Grade**  
For Harriot Curtis Collegiate



\* Data from the 1999-00 AGR(Enrolment/Age as of the last day in Sept./Dec.)

\*\* Newfoundland Statistics Classification System

\*\*\* May include itinerant teachers

District 2 - Northern Peninsula/Labrador South

School #: 024

James Cook Memorial, Cook's Harbour

Classification: Rural Community/Western Region\*\*

Grades: K-12

Number of Grades: 13

[School FTE PTR : 7.3](#)

[District FTE PTR : 11.6](#)

[Provincial FTE PTR : 14.3](#)

[FTE Teachers](#) \*\*\* : 6.8

**Enrolment By Age and Gender**

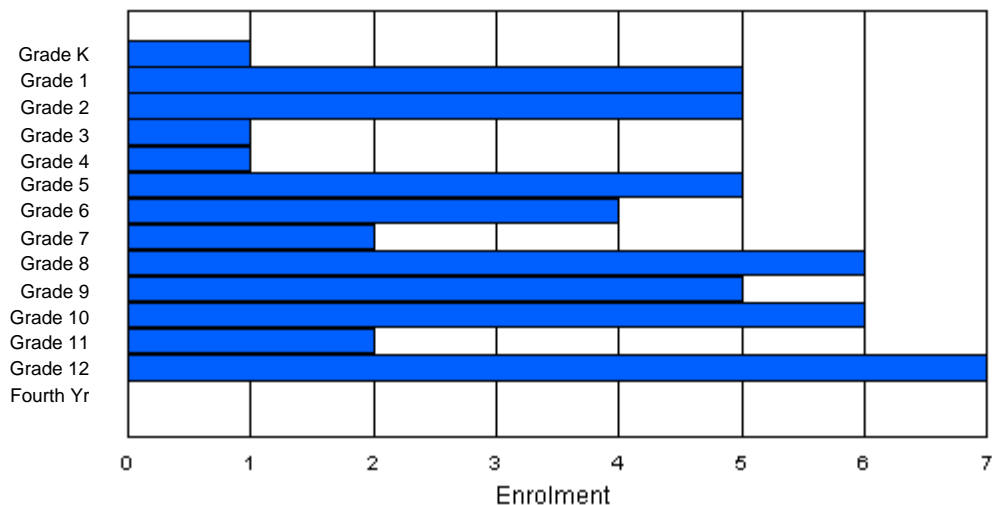
Gender	Age																	Total
	5	6	7	8	9	10	11	12	13	14	15	16	17	18	19	20>		
Male	0	2	2	0	1	0	3	0	2	2	3	1	3	0	0	0	19	
Female	1	3	3	1	0	4	2	2	4	3	3	1	4	0	0	0	31	
<b>Total</b>	<b>1</b>	<b>5</b>	<b>5</b>	<b>1</b>	<b>1</b>	<b>4</b>	<b>5</b>	<b>2</b>	<b>6</b>	<b>5</b>	<b>6</b>	<b>2</b>	<b>7</b>	<b>0</b>	<b>0</b>	<b>0</b>	<b>50</b>	

**Enrolment By Grade and Gender**

Gender	Grade															Total
	K	1	2	3	4	5	6	7	8	9	10	11	12	4th		
Male	0	2	2	0	1	0	3	0	2	2	3	1	3	0	19	
Female	1	3	3	1	0	5	1	2	4	3	3	1	4	0	31	
<b>Total</b>	<b>1</b>	<b>5</b>	<b>5</b>	<b>1</b>	<b>1</b>	<b>5</b>	<b>4</b>	<b>2</b>	<b>6</b>	<b>5</b>	<b>6</b>	<b>2</b>	<b>7</b>	<b>0</b>	<b>50</b>	

**Enrolment By Grade**

For James Cook Memorial



\* Data from the 1999-00 AGR(Enrolment/Age as of the last day in Sept./Dec.)

\*\* Newfoundland Statistics Classification System

\*\*\* May include itinerant teachers

District 2 - Northern Peninsula/Labrador South

School #: 039

Mary Simms AG, Main Brook

Classification: Rural Community/Western Region\*\*

Grades: K-12

Number of Grades: 13

[School FTE PTR : 9.2](#)

[District FTE PTR : 11.6](#)

[Provincial FTE PTR : 14.3](#)

[FTE Teachers](#) \*\*\* : 6.8

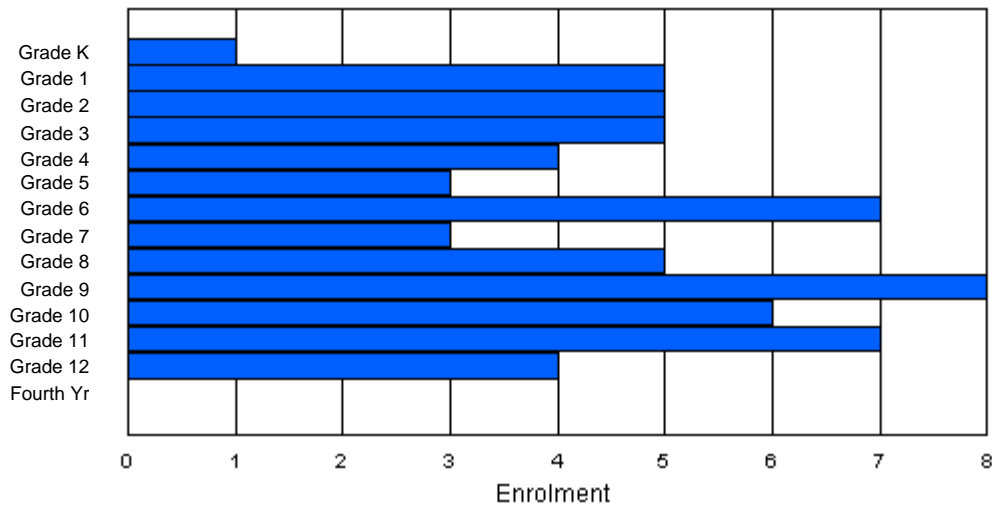
**Enrolment By Age and Gender**

Gender	Age																	Total
	5	6	7	8	9	10	11	12	13	14	15	16	17	18	19	20>		
Male	1	3	2	2	3	2	3	2	2	4	2	1	4	1	1	0	33	
Female	0	2	3	3	2	0	4	1	2	5	4	4	0	0	0	0	30	
<b>Total</b>	<b>1</b>	<b>5</b>	<b>5</b>	<b>5</b>	<b>5</b>	<b>2</b>	<b>7</b>	<b>3</b>	<b>4</b>	<b>9</b>	<b>6</b>	<b>5</b>	<b>4</b>	<b>1</b>	<b>1</b>	<b>0</b>	<b>63</b>	

**Enrolment By Grade and Gender**

Gender	K	Grade														Total
		1	2	3	4	5	6	7	8	9	10	11	12	4th		
Male	1	3	2	2	3	2	3	2	2	4	2	3	4	0	33	
Female	0	2	3	3	1	1	4	1	3	4	4	4	0	0	30	
<b>Total</b>	<b>1</b>	<b>5</b>	<b>5</b>	<b>5</b>	<b>4</b>	<b>3</b>	<b>7</b>	<b>3</b>	<b>5</b>	<b>8</b>	<b>6</b>	<b>7</b>	<b>4</b>	<b>0</b>	<b>63</b>	

**Enrolment By Grade**  
For Mary Simms AG



\* Data from the 1999-00 AGR(Enrolment/Age as of the last day in Sept./Dec.)

\*\* Newfoundland Statistics Classification System

\*\*\* May include itinerant teachers

District 2 - Northern Peninsula/Labrador South

School #: 030 Mountain Feild Academy, Forteau

Classification: Rural Community/Labrador Region\*\*

Grades: K-12 Number of Grades: 13

[School FTE PTR : 12.6](#)

[District FTE PTR : 11.6](#)

[Provincial FTE PTR : 14.3](#)

[FTE Teachers](#) \*\*\* : 16.0

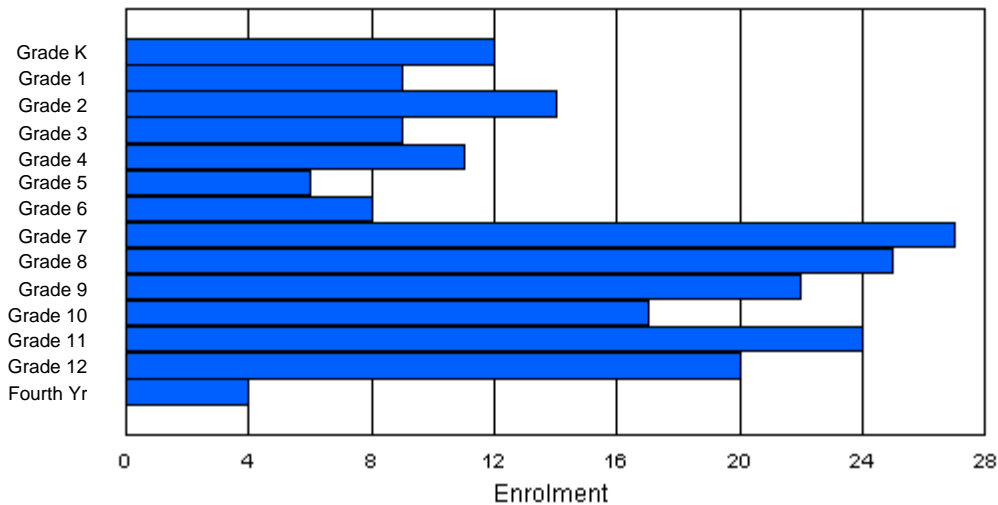
**Enrolment By Age and Gender**

Gender	Age																	Total
	5	6	7	8	9	10	11	12	13	14	15	16	17	18	19	20>		
Male	4	3	10	6	5	3	5	13	12	15	12	8	13	3	4	1	117	
Female	8	6	3	4	6	2	3	11	12	8	9	10	9	0	0	0	91	
<b>Total</b>	<b>12</b>	<b>9</b>	<b>13</b>	<b>10</b>	<b>11</b>	<b>5</b>	<b>8</b>	<b>24</b>	<b>24</b>	<b>23</b>	<b>21</b>	<b>18</b>	<b>22</b>	<b>3</b>	<b>4</b>	<b>1</b>	<b>208</b>	

**Enrolment By Grade and Gender**

Gender	Grade															Total
	K	1	2	3	4	5	6	7	8	9	10	11	12	4th		
Male	4	3	11	5	5	4	5	13	14	16	8	14	11	4	117	
Female	8	6	3	4	6	2	3	14	11	6	9	10	9	0	91	
<b>Total</b>	<b>12</b>	<b>9</b>	<b>14</b>	<b>9</b>	<b>11</b>	<b>6</b>	<b>8</b>	<b>27</b>	<b>25</b>	<b>22</b>	<b>17</b>	<b>24</b>	<b>20</b>	<b>4</b>	<b>208</b>	

**Enrolment By Grade**  
For Mountain Feild Academy



\* Data from the 1999-00 AGR(Enrolment/Age as of the last day in Sept./Dec.)

\*\* Newfoundland Statistics Classification System

\*\*\* May include itinerant teachers

District 2 - Northern Peninsula/Labrador South

School #: 384

Mountain View Collegiate, Roddickton

Classification: Rural Community/Western Region\*\*

Grades: 7-12

Number of Grades: 6

[School FTE PTR : 9.8](#)

[District FTE PTR : 11.6](#)

[Provincial FTE PTR : 14.3](#)

[FTE Teachers](#) \*\*\* : 14.0

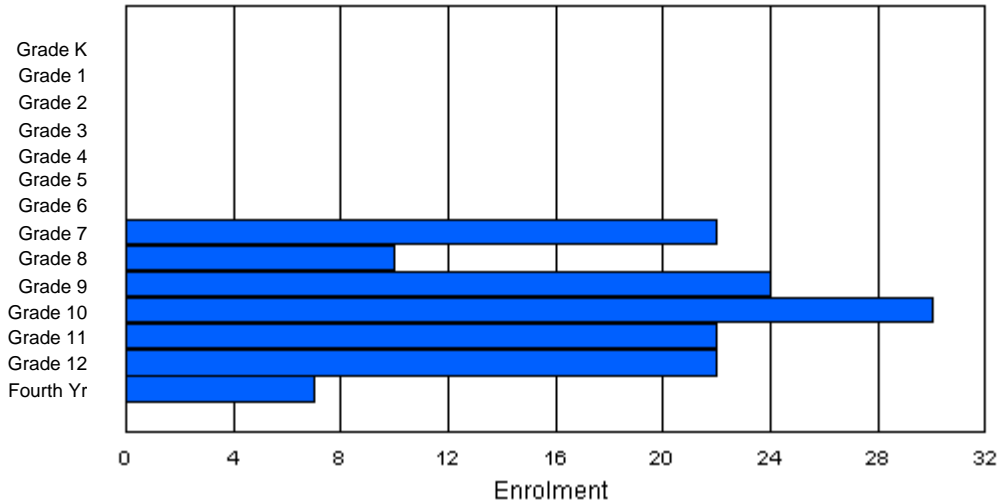
**Enrolment By Age and Gender**

Gender	Age																	Total
	5	6	7	8	9	10	11	12	13	14	15	16	17	18	19	20>		
Male	0	0	0	0	0	0	0	10	6	14	9	12	16	7	2	1	77	
Female	0	0	0	0	0	0	0	13	2	8	12	14	9	2	0	0	60	
<b>Total</b>	0	0	0	0	0	0	0	23	8	22	21	26	25	9	2	1	137	

**Enrolment By Grade and Gender**

Gender	Grade															Total
	K	1	2	3	4	5	6	7	8	9	10	11	12	4th		
Male	0	0	0	0	0	0	0	11	6	13	15	12	14	6	77	
Female	0	0	0	0	0	0	0	11	4	11	15	10	8	1	60	
<b>Total</b>	0	0	0	0	0	0	0	22	10	24	30	22	22	7	137	

**Enrolment By Grade**  
For Mountain View Collegiate



\* Data from the 1999-00 AGR(Enrolment/Age as of the last day in Sept./Dec.)

\*\* Newfoundland Statistics Classification System

\*\*\* May include itinerant teachers

District 2 - Northern Peninsula/Labrador South

School #: 041      Norman Bay School, Norman Bay

Classification: Rural Community/Labrador Region\*\*

Grades: 1-2,4-6,8,10-11      Number of Grades: 8

[School FTE PTR : 5.6](#)

[District FTE PTR : 11.6](#)

[Provincial FTE PTR : 14.3](#)

[FTE Teachers](#) \*\*\* : 1.8

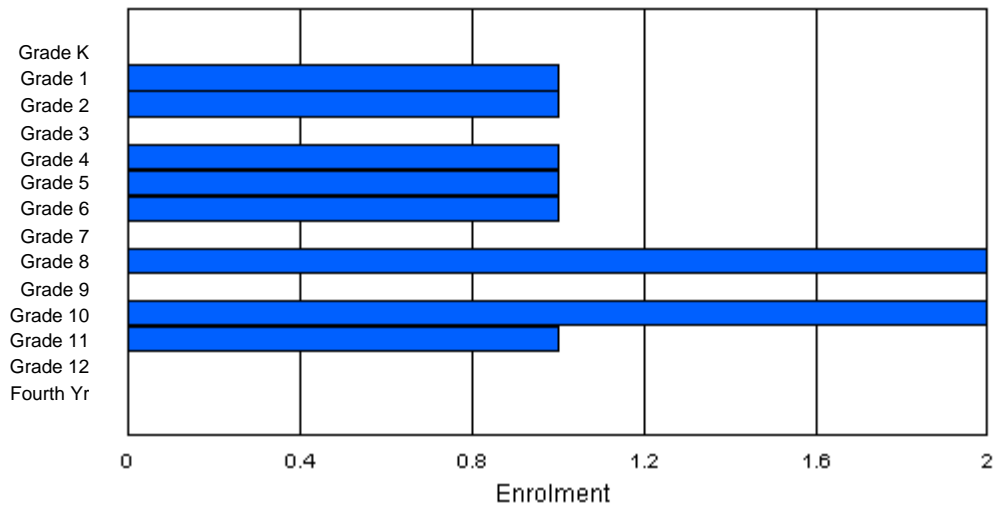
**Enrolment By Age and Gender**

Gender	Age																	Total
	5	6	7	8	9	10	11	12	13	14	15	16	17	18	19	20>		
Male	0	0	0	0	0	0	1	0	2	0	2	1	0	0	0	0	6	
Female	0	0	2	0	1	1	0	0	0	0	0	0	0	0	0	0	4	
<b>Total</b>	<b>0</b>	<b>0</b>	<b>2</b>	<b>0</b>	<b>1</b>	<b>1</b>	<b>1</b>	<b>0</b>	<b>2</b>	<b>0</b>	<b>2</b>	<b>1</b>	<b>0</b>	<b>0</b>	<b>0</b>	<b>0</b>	<b>10</b>	

**Enrolment By Grade and Gender**

Gender	Grade															Total
	K	1	2	3	4	5	6	7	8	9	10	11	12	4th		
Male	0	0	0	0	0	0	1	0	2	0	2	1	0	0	0	6
Female	0	1	1	0	1	1	0	0	0	0	0	0	0	0	0	4
<b>Total</b>	<b>0</b>	<b>1</b>	<b>1</b>	<b>0</b>	<b>1</b>	<b>1</b>	<b>1</b>	<b>0</b>	<b>2</b>	<b>0</b>	<b>2</b>	<b>1</b>	<b>0</b>	<b>0</b>	<b>0</b>	<b>10</b>

**Enrolment By Grade**  
For Norman Bay School



\* Data from the 1999-00 AGR(Enrolment/Age as of the last day in Sept./Dec.)

\*\* Newfoundland Statistics Classification System

\*\*\* May include itinerant teachers

District 2 - Northern Peninsula/Labrador South

School #: 055

Our Lady of Labrador, West St. Modeste

Classification: Rural Community/Labrador Region\*\*

Grades: K-12

Number of Grades: 13

[School FTE PTR : 9.8](#)

[District FTE PTR : 11.6](#)

[Provincial FTE PTR : 14.3](#)

[FTE Teachers](#) \*\*\* : 8.0

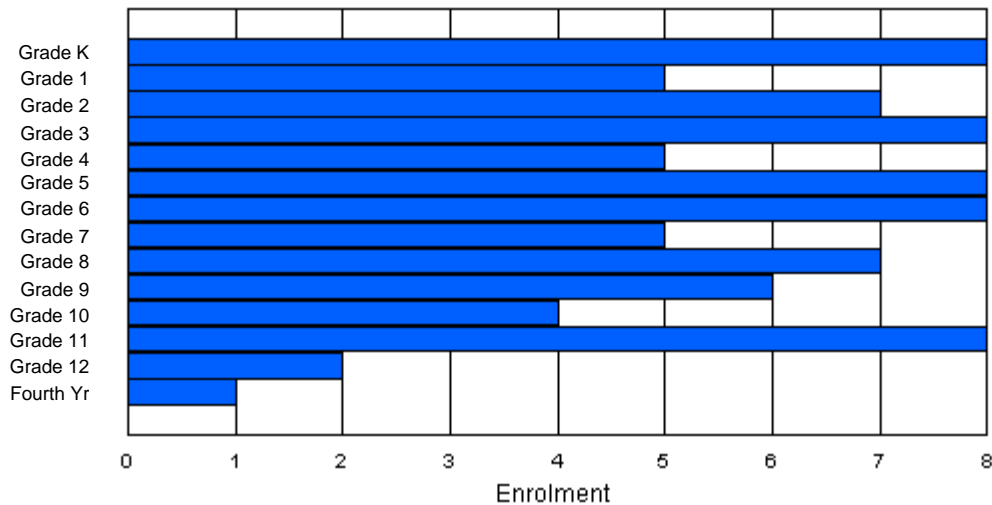
**Enrolment By Age and Gender**

Gender	Age																	Total
	5	6	7	8	9	10	11	12	13	14	15	16	17	18	19	20>		
Male	5	1	3	6	1	6	6	2	1	3	2	4	4	0	0	0	44	
Female	3	4	3	2	4	3	1	3	6	2	2	4	1	0	0	0	38	
<b>Total</b>	<b>8</b>	<b>5</b>	<b>6</b>	<b>8</b>	<b>5</b>	<b>9</b>	<b>7</b>	<b>5</b>	<b>7</b>	<b>5</b>	<b>4</b>	<b>8</b>	<b>5</b>	<b>0</b>	<b>0</b>	<b>0</b>	<b>82</b>	

**Enrolment By Grade and Gender**

Gender	Grade															Total
	K	1	2	3	4	5	6	7	8	9	10	11	12	4th		
Male	5	1	4	6	0	6	7	2	1	4	2	5	1	0	44	
Female	3	4	3	2	5	2	1	3	6	2	2	3	1	1	38	
<b>Total</b>	<b>8</b>	<b>5</b>	<b>7</b>	<b>8</b>	<b>5</b>	<b>8</b>	<b>8</b>	<b>5</b>	<b>7</b>	<b>6</b>	<b>4</b>	<b>8</b>	<b>2</b>	<b>1</b>	<b>82</b>	

**Enrolment By Grade**  
For Our Lady of Labrador



\* Data from the 1999-00 AGR(Enrolment/Age as of the last day in Sept./Dec.)

\*\* Newfoundland Statistics Classification System

\*\*\* May include itinerant teachers



District 2 - Northern Peninsula/Labrador South

School #: 042

Pinsent's Arm, Pinsent's Arm

Classification: Rural Community/Labrador Region\*\*

Grades: 1,4-5,7-10

Number of Grades: 7

[School FTE PTR : 6.6](#)

[District FTE PTR : 11.6](#)

[Provincial FTE PTR : 14.3](#)

[FTE Teachers](#) \*\*\* : 2.0

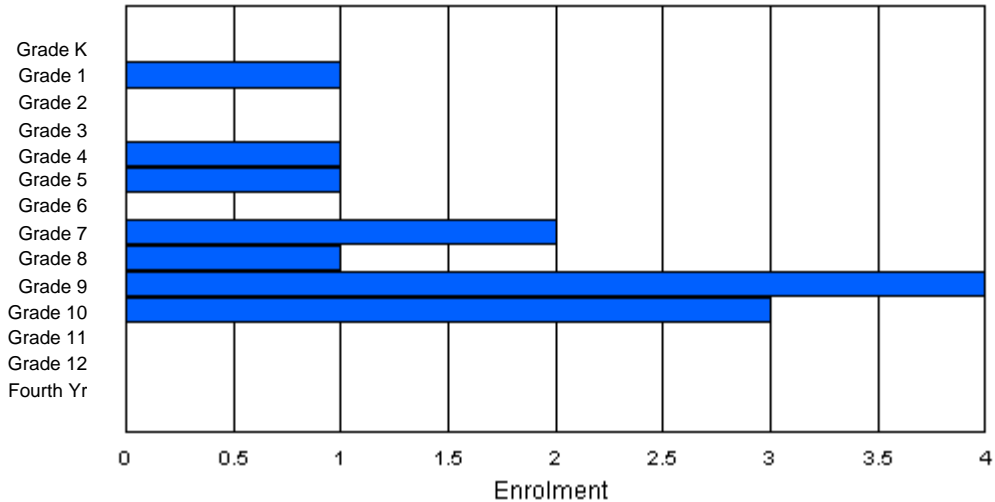
**Enrolment By Age and Gender**

Gender	Age																	Total
	5	6	7	8	9	10	11	12	13	14	15	16	17	18	19	20>		
Male	0	0	0	0	1	1	0	1	1	3	2	0	0	0	0	0	9	
Female	0	1	0	0	0	0	0	1	0	1	1	0	0	0	0	0	4	
<b>Total</b>	<b>0</b>	<b>1</b>	<b>0</b>	<b>0</b>	<b>1</b>	<b>1</b>	<b>0</b>	<b>2</b>	<b>1</b>	<b>4</b>	<b>3</b>	<b>0</b>	<b>0</b>	<b>0</b>	<b>0</b>	<b>0</b>	<b>13</b>	

**Enrolment By Grade and Gender**

Gender	Grade															Total
	K	1	2	3	4	5	6	7	8	9	10	11	12	4th		
Male	0	0	0	0	1	1	0	1	1	3	2	0	0	0	9	
Female	0	1	0	0	0	0	0	1	0	1	1	0	0	0	4	
<b>Total</b>	<b>0</b>	<b>1</b>	<b>0</b>	<b>0</b>	<b>1</b>	<b>1</b>	<b>0</b>	<b>2</b>	<b>1</b>	<b>4</b>	<b>3</b>	<b>0</b>	<b>0</b>	<b>0</b>	<b>13</b>	

**Enrolment By Grade**  
For Pinsent's Arm



\* Data from the 1999-00 AGR(Enrolment/Age as of the last day in Sept./Dec.)

\*\* Newfoundland Statistics Classification System

\*\*\* May include itinerant teachers

District 2 - Northern Peninsula/Labrador South

School #: 049

Pistolet Bay School, Raleigh

Classification: Rural Community/Western Region\*\*

Grades: K-9

Number of Grades: 10

[School FTE PTR : 9.4](#)

[District FTE PTR : 11.6](#)

[Provincial FTE PTR : 14.3](#)

[FTE Teachers](#) \*\*\* : 7.0

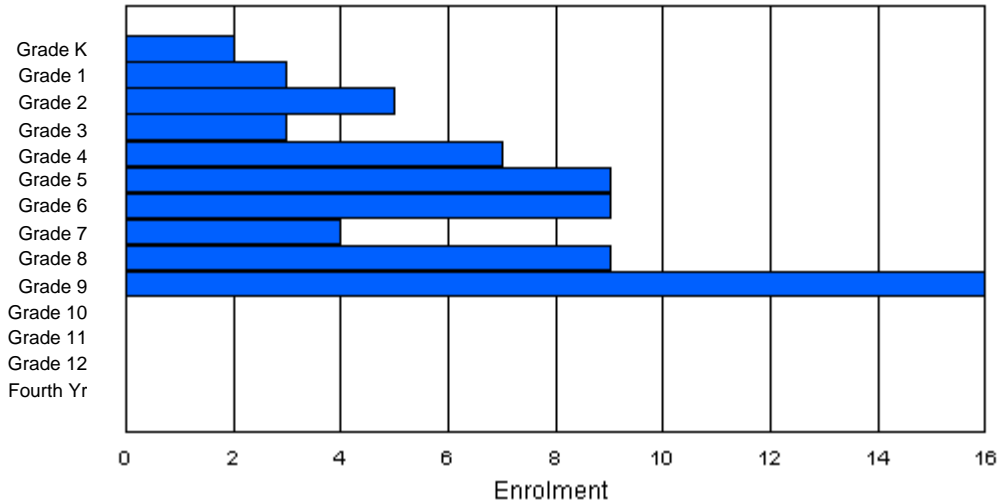
**Enrolment By Age and Gender**

Gender	Age																Total
	5	6	7	8	9	10	11	12	13	14	15	16	17	18	19	20>	
Male	1	1	1	1	5	5	5	2	4	5	2	0	0	0	0	0	32
Female	1	2	4	2	2	4	4	2	5	9	0	0	0	0	0	0	35
<b>Total</b>	<b>2</b>	<b>3</b>	<b>5</b>	<b>3</b>	<b>7</b>	<b>9</b>	<b>9</b>	<b>4</b>	<b>9</b>	<b>14</b>	<b>2</b>	<b>0</b>	<b>0</b>	<b>0</b>	<b>0</b>	<b>0</b>	<b>67</b>

**Enrolment By Grade and Gender**

Gender	K	Grade												4th	Total
		1	2	3	4	5	6	7	8	9	10	11	12		
Male	1	1	1	1	5	5	5	2	4	7	0	0	0	0	32
Female	1	2	4	2	2	4	4	2	5	9	0	0	0	0	35
<b>Total</b>	<b>2</b>	<b>3</b>	<b>5</b>	<b>3</b>	<b>7</b>	<b>9</b>	<b>9</b>	<b>4</b>	<b>9</b>	<b>16</b>	<b>0</b>	<b>0</b>	<b>0</b>	<b>0</b>	<b>67</b>

**Enrolment By Grade**  
For Pistolet Bay School



\* Data from the 1999-00 AGR(Enrolment/Age as of the last day in Sept./Dec.)

\*\* Newfoundland Statistics Classification System

\*\*\* May include itinerant teachers

District 2 - Northern Peninsula/Labrador South

School #: 034

Ralph Harnum Memorial, Hawke's Bay

Classification: Rural Community/Western Region\*\*

Grades: K-6

Number of Grades: 7

[School FTE PTR : 9.8](#)

[District FTE PTR : 11.6](#)

[Provincial FTE PTR : 14.3](#)

[FTE Teachers](#) \*\*\* : 7.0

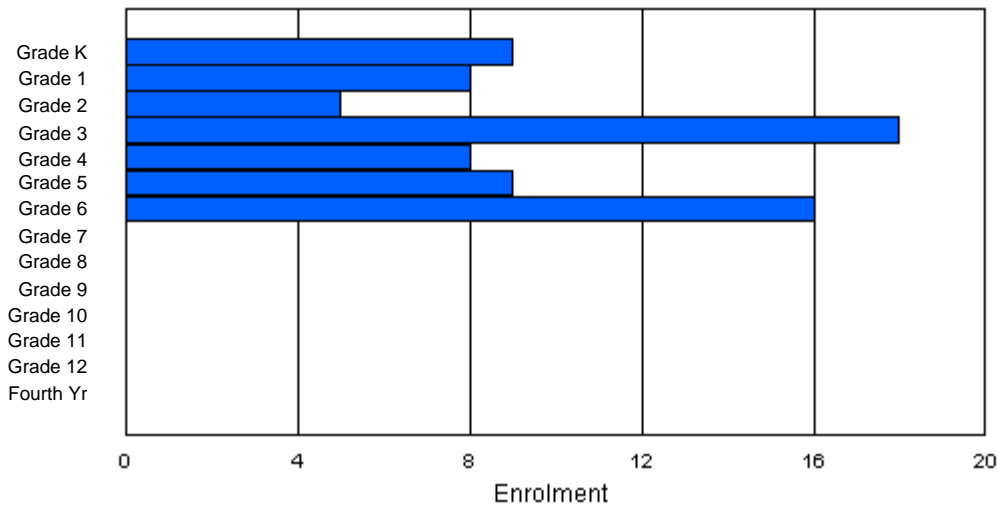
**Enrolment By Age and Gender**

Gender	Age																	Total
	5	6	7	8	9	10	11	12	13	14	15	16	17	18	19	20>		
Male	7	2	2	9	5	6	9	0	0	0	0	0	0	0	0	0	40	
Female	2	6	3	8	4	3	7	0	0	0	0	0	0	0	0	0	33	
<b>Total</b>	<b>9</b>	<b>8</b>	<b>5</b>	<b>17</b>	<b>9</b>	<b>9</b>	<b>16</b>	<b>0</b>	<b>0</b>	<b>0</b>	<b>0</b>	<b>0</b>	<b>0</b>	<b>0</b>	<b>0</b>	<b>0</b>	<b>73</b>	

**Enrolment By Grade and Gender**

Gender	Grade															Total
	K	1	2	3	4	5	6	7	8	9	10	11	12	4th		
Male	7	2	2	10	4	6	9	0	0	0	0	0	0	0	40	
Female	2	6	3	8	4	3	7	0	0	0	0	0	0	0	33	
<b>Total</b>	<b>9</b>	<b>8</b>	<b>5</b>	<b>18</b>	<b>8</b>	<b>9</b>	<b>16</b>	<b>0</b>	<b>0</b>	<b>0</b>	<b>0</b>	<b>0</b>	<b>0</b>	<b>0</b>	<b>73</b>	

**Enrolment By Grade**  
For Ralph Harnum Memorial



\* Data from the 1999-00 AGR(Enrolment/Age as of the last day in Sept./Dec.)

\*\* Newfoundland Statistics Classification System

\*\*\* May include itinerant teachers

District 2 - Northern Peninsula/Labrador South

School #: 047

Roncalli Central High, Port Saunders

Classification: Rural Community/Western Region\*\*

Grades: 7-12

Number of Grades: 6

[School FTE PTR : 17.3](#)

[District FTE PTR : 11.6](#)

[Provincial FTE PTR : 14.3](#)

[FTE Teachers](#) \*\*\* : 16.5

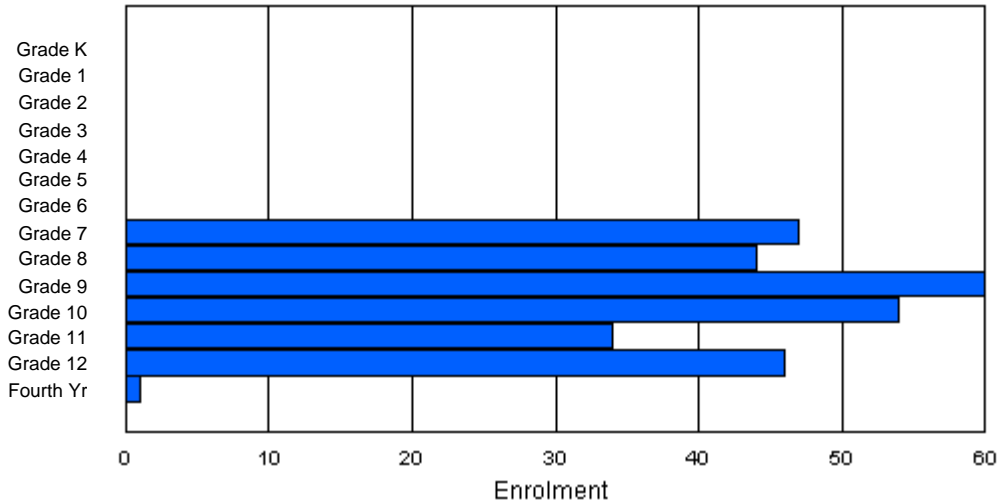
**Enrolment By Age and Gender**

Gender	Age																Total
	5	6	7	8	9	10	11	12	13	14	15	16	17	18	19	20>	
Male	0	0	0	0	0	0	0	22	26	29	17	11	23	7	1	1	137
Female	0	0	0	0	0	0	0	18	20	27	33	24	25	2	0	0	149
<b>Total</b>	<b>0</b>	<b>0</b>	<b>0</b>	<b>0</b>	<b>0</b>	<b>0</b>	<b>0</b>	<b>40</b>	<b>46</b>	<b>56</b>	<b>50</b>	<b>35</b>	<b>48</b>	<b>9</b>	<b>1</b>	<b>1</b>	<b>286</b>

**Enrolment By Grade and Gender**

Gender	Grade															Total
	K	1	2	3	4	5	6	7	8	9	10	11	12	4th		
Male	0	0	0	0	0	0	0	27	24	28	22	12	23	1	137	
Female	0	0	0	0	0	0	0	20	20	32	32	22	23	0	149	
<b>Total</b>	<b>0</b>	<b>0</b>	<b>0</b>	<b>0</b>	<b>0</b>	<b>0</b>	<b>0</b>	<b>47</b>	<b>44</b>	<b>60</b>	<b>54</b>	<b>34</b>	<b>46</b>	<b>1</b>	<b>286</b>	

**Enrolment By Grade**  
For Roncalli Central High



\* Data from the 1999-00 AGR(Enrolment/Age as of the last day in Sept./Dec.)

\*\* Newfoundland Statistics Classification System

\*\*\* May include itinerant teachers

District 2 - Northern Peninsula/Labrador South

School #: 023

Sacred Heart AG, Conche

Classification: Rural Community/Western Region\*\*

Grades: K-12

Number of Grades: 13

[School FTE PTR : 10.8](#)

[District FTE PTR : 11.6](#)

[Provincial FTE PTR : 14.3](#)

[FTE Teachers](#) \*\*\* : 7.0

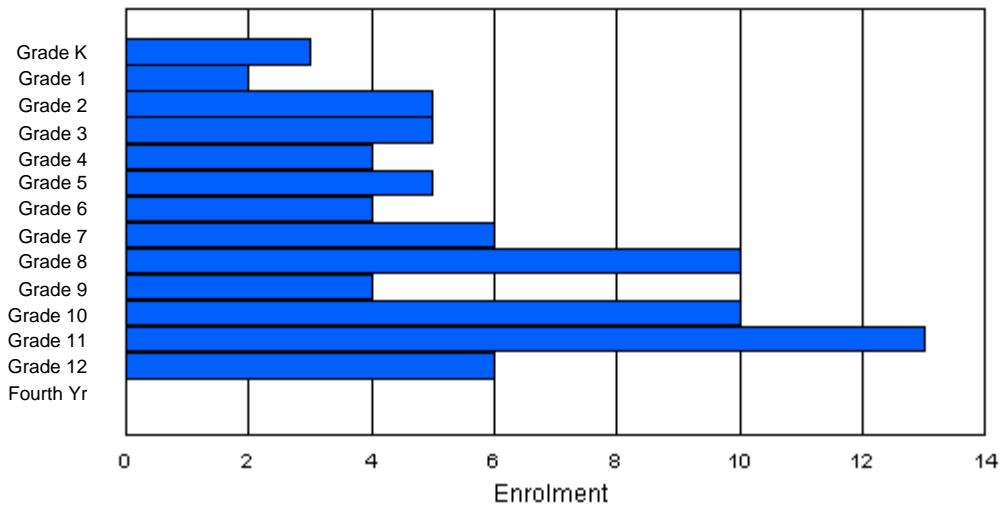
**Enrolment By Age and Gender**

Gender	Age																	Total
	5	6	7	8	9	10	11	12	13	14	15	16	17	18	19	20>		
Male	2	0	2	1	0	4	1	6	2	1	5	8	4	1	0	0	37	
Female	1	2	3	4	4	1	3	0	8	2	5	2	5	0	0	0	40	
<b>Total</b>	<b>3</b>	<b>2</b>	<b>5</b>	<b>5</b>	<b>4</b>	<b>5</b>	<b>4</b>	<b>6</b>	<b>10</b>	<b>3</b>	<b>10</b>	<b>10</b>	<b>9</b>	<b>1</b>	<b>0</b>	<b>0</b>	<b>77</b>	

**Enrolment By Grade and Gender**

Gender	Grade															Total
	K	1	2	3	4	5	6	7	8	9	10	11	12	4th		
Male	2	0	2	1	0	4	1	6	2	2	4	10	3	0	37	
Female	1	2	3	4	4	1	3	0	8	2	6	3	3	0	40	
<b>Total</b>	<b>3</b>	<b>2</b>	<b>5</b>	<b>5</b>	<b>4</b>	<b>5</b>	<b>4</b>	<b>6</b>	<b>10</b>	<b>4</b>	<b>10</b>	<b>13</b>	<b>6</b>	<b>0</b>	<b>77</b>	

**Enrolment By Grade**  
For Sacred Heart AG



\* Data from the 1999-00 AGR(Enrolment/Age as of the last day in Sept./Dec.)

\*\* Newfoundland Statistics Classification System

\*\*\* May include itinerant teachers

District 2 - Northern Peninsula/Labrador South

School #: 053

St. Anthony Elementary, St. Anthony

Classification: Rural Community/Western Region\*\*

Grades: K-7

Number of Grades: 8

[School FTE PTR : 14.6](#)

[District FTE PTR : 11.6](#)

[Provincial FTE PTR : 14.3](#)

[FTE Teachers](#) \*\*\* : 23.8

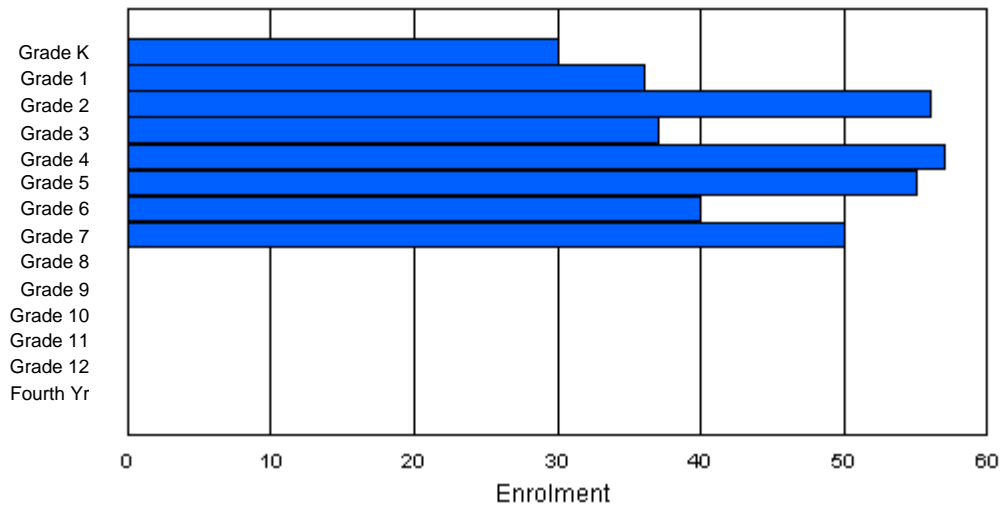
**Enrolment By Age and Gender**

Gender	Age																Total
	5	6	7	8	9	10	11	12	13	14	15	16	17	18	19	20>	
Male	14	16	29	21	23	29	24	24	4	0	0	0	0	0	0	0	184
Female	16	20	22	21	34	26	15	23	0	0	0	0	0	0	0	0	177
<b>Total</b>	<b>30</b>	<b>36</b>	<b>51</b>	<b>42</b>	<b>57</b>	<b>55</b>	<b>39</b>	<b>47</b>	<b>4</b>	<b>0</b>	<b>0</b>	<b>0</b>	<b>0</b>	<b>0</b>	<b>0</b>	<b>0</b>	<b>361</b>

**Enrolment By Grade and Gender**

Gender	Grade														Total
	K	1	2	3	4	5	6	7	8	9	10	11	12	4th	
Male	14	16	33	16	25	28	25	27	0	0	0	0	0	0	184
Female	16	20	23	21	32	27	15	23	0	0	0	0	0	0	177
<b>Total</b>	<b>30</b>	<b>36</b>	<b>56</b>	<b>37</b>	<b>57</b>	<b>55</b>	<b>40</b>	<b>50</b>	<b>0</b>	<b>0</b>	<b>0</b>	<b>0</b>	<b>0</b>	<b>0</b>	<b>361</b>

**Enrolment By Grade**  
For St. Anthony Elementary



\* Data from the 1999-00 AGR(Enrolment/Age as of the last day in Sept./Dec.)

\*\* Newfoundland Statistics Classification System

\*\*\* May include itinerant teachers

District 2 - Northern Peninsula/Labrador South

School #: 043

St. Augustine's Central High, Plum Point

Classification: Rural Community/Western Region\*\*

Grades: 7-12

Number of Grades: 6

[School FTE PTR : 15.4](#)

[District FTE PTR : 11.6](#)

[Provincial FTE PTR : 14.3](#)

[FTE Teachers](#) \*\*\* : 14.5

**Enrolment By Age and Gender**

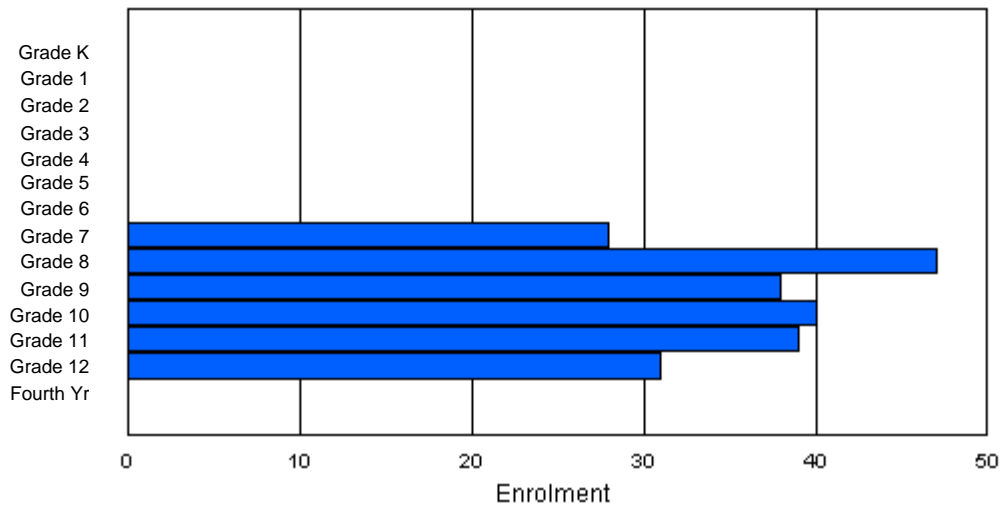
Gender	Age																Total
	5	6	7	8	9	10	11	12	13	14	15	16	17	18	19	20>	
Male	0	0	0	0	0	0	0	19	24	25	20	24	11	1	0	0	124
Female	0	0	0	0	0	0	0	7	22	12	23	14	19	2	0	0	99
<b>Total</b>	0	0	0	0	0	0	0	26	46	37	43	38	30	3	0	0	223

**Enrolment By Grade and Gender**

Gender	Grade															Total
	K	1	2	3	4	5	6	7	8	9	10	11	12	4th		
Male	0	0	0	0	0	0	0	21	25	25	17	24	12	0	124	
Female	0	0	0	0	0	0	0	7	22	13	23	15	19	0	99	
<b>Total</b>	0	0	0	0	0	0	0	28	47	38	40	39	31	0	223	

## Enrolment By Grade

For St. Augustine's Central High



\* Data from the 1999-00 AGR(Enrolment/Age as of the last day in Sept./Dec.)

\*\* Newfoundland Statistics Classification System

\*\*\* May include itinerant teachers

District 2 - Northern Peninsula/Labrador South

School #: 044

St. Genevieve Elementary, Plum Point

Classification: Rural Community/Western Region\*\*

Grades: K-6

Number of Grades: 7

[School FTE PTR : 11.3](#)

[District FTE PTR : 11.6](#)

[Provincial FTE PTR : 14.3](#)

[FTE Teachers](#) \*\*\* : 8.0

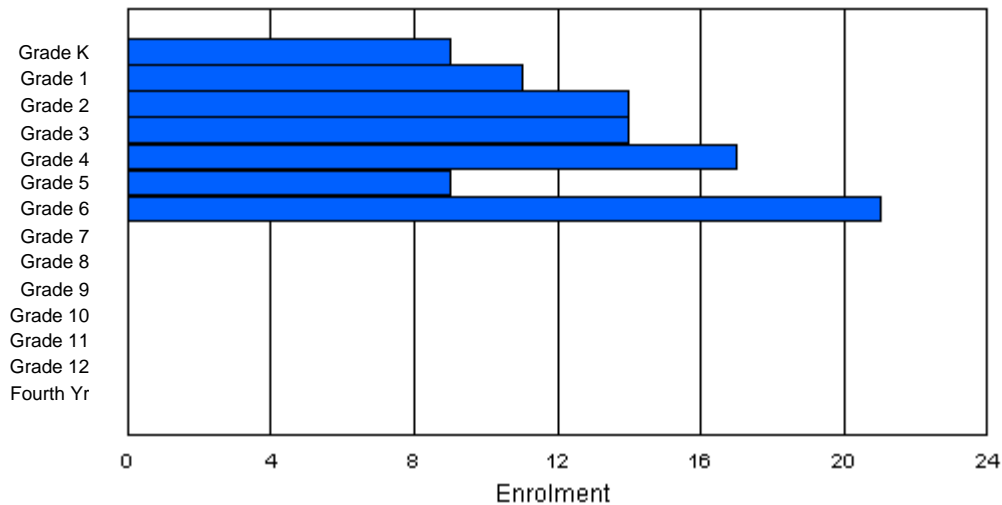
**Enrolment By Age and Gender**

Gender	Age																	Total
	5	6	7	8	9	10	11	12	13	14	15	16	17	18	19	20>		
Male	7	8	5	9	9	6	9	1	0	0	0	0	0	0	0	0	54	
Female	2	3	8	6	8	3	11	0	0	0	0	0	0	0	0	0	41	
<b>Total</b>	<b>9</b>	<b>11</b>	<b>13</b>	<b>15</b>	<b>17</b>	<b>9</b>	<b>20</b>	<b>1</b>	<b>0</b>	<b>0</b>	<b>0</b>	<b>0</b>	<b>0</b>	<b>0</b>	<b>0</b>	<b>0</b>	<b>95</b>	

**Enrolment By Grade and Gender**

Gender	Grade															Total
	K	1	2	3	4	5	6	7	8	9	10	11	12	4th		
Male	7	8	6	8	9	6	10	0	0	0	0	0	0	0	54	
Female	2	3	8	6	8	3	11	0	0	0	0	0	0	0	41	
<b>Total</b>	<b>9</b>	<b>11</b>	<b>14</b>	<b>14</b>	<b>17</b>	<b>9</b>	<b>21</b>	<b>0</b>	<b>0</b>	<b>0</b>	<b>0</b>	<b>0</b>	<b>0</b>	<b>0</b>	<b>95</b>	

**Enrolment By Grade**  
For St. Genevieve Elementary



\* Data from the 1999-00 AGR(Enrolment/Age as of the last day in Sept./Dec.)

\*\* Newfoundland Statistics Classification System

\*\*\* May include itinerant teachers



District 2 - Northern Peninsula/Labrador South

School #: 037                      St. James Elementary, Lodge Bay

Classification: Rural Community/Labrador Region\*\*

Grades: K,2-5,8                      Number of Grades: 6

[School FTE PTR : 5.3](#)  
[District FTE PTR : 11.6](#)  
[Provincial FTE PTR : 14.3](#)

[FTE Teachers](#) \*\*\* : 2.0

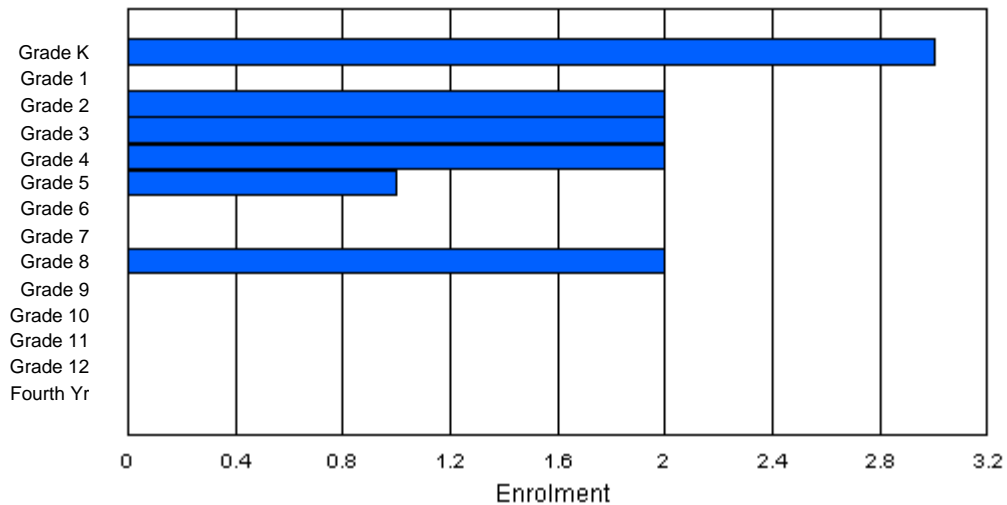
**Enrolment By Age and Gender**

Gender	Age																Total
	5	6	7	8	9	10	11	12	13	14	15	16	17	18	19	20>	
Male	1	0	1	1	2	0	0	0	0	0	0	0	0	0	0	0	5
Female	2	0	1	1	0	1	0	1	1	0	0	0	0	0	0	0	7
<b>Total</b>	<b>3</b>	<b>0</b>	<b>2</b>	<b>2</b>	<b>2</b>	<b>1</b>	<b>0</b>	<b>1</b>	<b>1</b>	<b>0</b>	<b>0</b>	<b>0</b>	<b>0</b>	<b>0</b>	<b>0</b>	<b>0</b>	<b>12</b>

**Enrolment By Grade and Gender**

Gender	Grade															Total
	K	1	2	3	4	5	6	7	8	9	10	11	12	4th		
Male	1	0	1	1	2	0	0	0	0	0	0	0	0	0	0	5
Female	2	0	1	1	0	1	0	0	2	0	0	0	0	0	0	7
<b>Total</b>	<b>3</b>	<b>0</b>	<b>2</b>	<b>2</b>	<b>2</b>	<b>1</b>	<b>0</b>	<b>0</b>	<b>2</b>	<b>0</b>	<b>0</b>	<b>0</b>	<b>0</b>	<b>0</b>	<b>0</b>	<b>12</b>

**Enrolment By Grade**  
For St. James Elementary



\* Data from the 1999-00 AGR(Enrolment/Age as of the last day in Sept./Dec.)

\*\* Newfoundland Statistics Classification System

\*\*\* May include itinerant teachers

District 2 - Northern Peninsula/Labrador South

School #: 025

St. Joseph's All Grade School, Croque

Classification: Rural Community/Western Region\*\*

Grades: K-12

Number of Grades: 13

[School FTE PTR : 6.2](#)

[District FTE PTR : 11.6](#)

[Provincial FTE PTR : 14.3](#)

[FTE Teachers](#) \*\*\* : 5.6

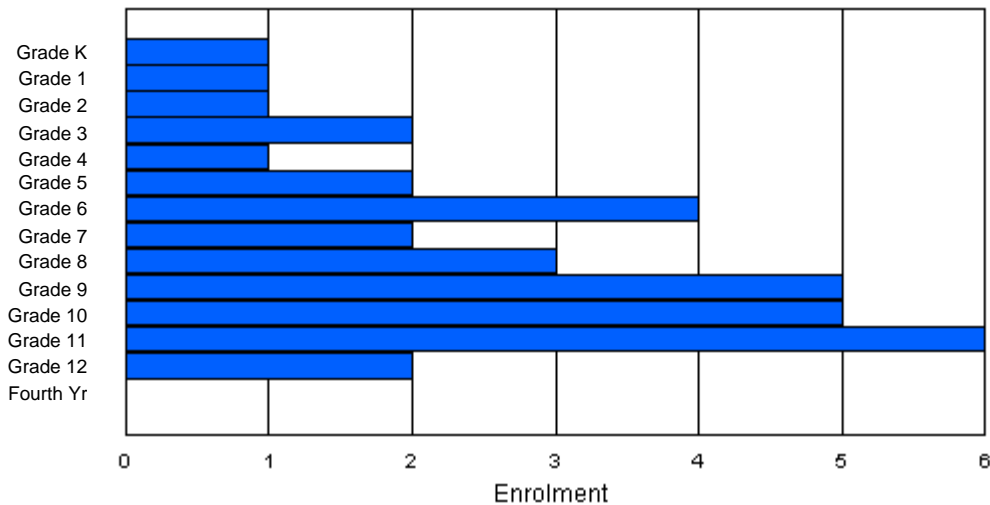
**Enrolment By Age and Gender**

Gender	Age																	Total
	5	6	7	8	9	10	11	12	13	14	15	16	17	18	19	20>		
Male	1	0	0	2	1	2	2	2	1	3	2	3	1	0	0	0	20	
Female	0	1	1	0	0	0	2	0	1	3	2	3	2	0	0	0	15	
<b>Total</b>	<b>1</b>	<b>1</b>	<b>1</b>	<b>2</b>	<b>1</b>	<b>2</b>	<b>4</b>	<b>2</b>	<b>2</b>	<b>6</b>	<b>4</b>	<b>6</b>	<b>3</b>	<b>0</b>	<b>0</b>	<b>0</b>	<b>35</b>	

**Enrolment By Grade and Gender**

Gender	Grade															Total
	K	1	2	3	4	5	6	7	8	9	10	11	12	4th		
Male	1	0	0	2	1	2	2	2	2	2	3	3	0	0	20	
Female	0	1	1	0	0	0	2	0	1	3	2	3	2	0	15	
<b>Total</b>	<b>1</b>	<b>1</b>	<b>1</b>	<b>2</b>	<b>1</b>	<b>2</b>	<b>4</b>	<b>2</b>	<b>3</b>	<b>5</b>	<b>5</b>	<b>6</b>	<b>2</b>	<b>0</b>	<b>35</b>	

**Enrolment By Grade**  
For St. Joseph's All Grade School



\* Data from the 1999-00 AGR(Enrolment/Age as of the last day in Sept./Dec.)

\*\* Newfoundland Statistics Classification System

\*\*\* May include itinerant teachers

District 2 - Northern Peninsula/Labrador South

School #: 054

St. Lewis Academy, St. Lewis

Classification: Rural Community/Labrador Region\*\*

Grades: K-12

Number of Grades: 13

[School FTE PTR : 9.1](#)

[District FTE PTR : 11.6](#)

[Provincial FTE PTR : 14.3](#)

[FTE Teachers](#) \*\*\* : 6.6

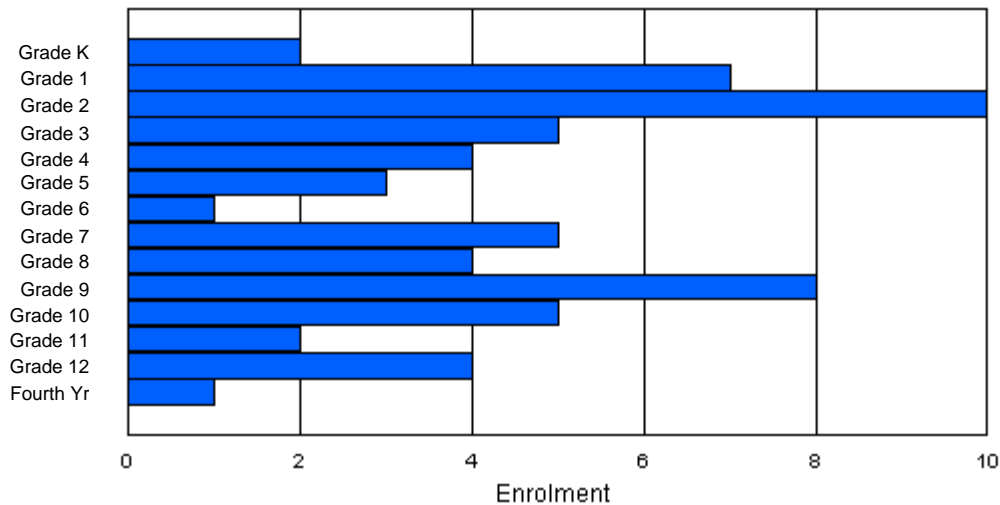
**Enrolment By Age and Gender**

Gender	Age																	Total
	5	6	7	8	9	10	11	12	13	14	15	16	17	18	19	20>		
Male	2	5	7	2	2	1	3	0	2	4	2	2	1	1	0	0	34	
Female	0	2	3	3	2	2	3	0	1	4	1	0	4	0	1	1	27	
<b>Total</b>	<b>2</b>	<b>7</b>	<b>10</b>	<b>5</b>	<b>4</b>	<b>3</b>	<b>6</b>	<b>0</b>	<b>3</b>	<b>8</b>	<b>3</b>	<b>2</b>	<b>5</b>	<b>1</b>	<b>1</b>	<b>1</b>	<b>61</b>	

**Enrolment By Grade and Gender**

Gender	Grade															Total
	K	1	2	3	4	5	6	7	8	9	10	11	12	4th		
Male	2	5	7	2	2	1	1	2	3	4	3	1	1	0	34	
Female	0	2	3	3	2	2	0	3	1	4	2	1	3	1	27	
<b>Total</b>	<b>2</b>	<b>7</b>	<b>10</b>	<b>5</b>	<b>4</b>	<b>3</b>	<b>1</b>	<b>5</b>	<b>4</b>	<b>8</b>	<b>5</b>	<b>2</b>	<b>4</b>	<b>1</b>	<b>61</b>	

**Enrolment By Grade**  
For St. Lewis Academy



\* Data from the 1999-00 AGR(Enrolment/Age as of the last day in Sept./Dec.)

\*\* Newfoundland Statistics Classification System

\*\*\* May include itinerant teachers

District 2 - Northern Peninsula/Labrador South

School #: 051

St. Margaret's Elementary, Reef's Harbour

Classification: Rural Community/Western Region\*\*

Grades: K-6

Number of Grades: 7

[School FTE PTR : 8.4](#)

[District FTE PTR : 11.6](#)

[Provincial FTE PTR : 14.3](#)

[FTE Teachers](#) \*\*\* : 7.0

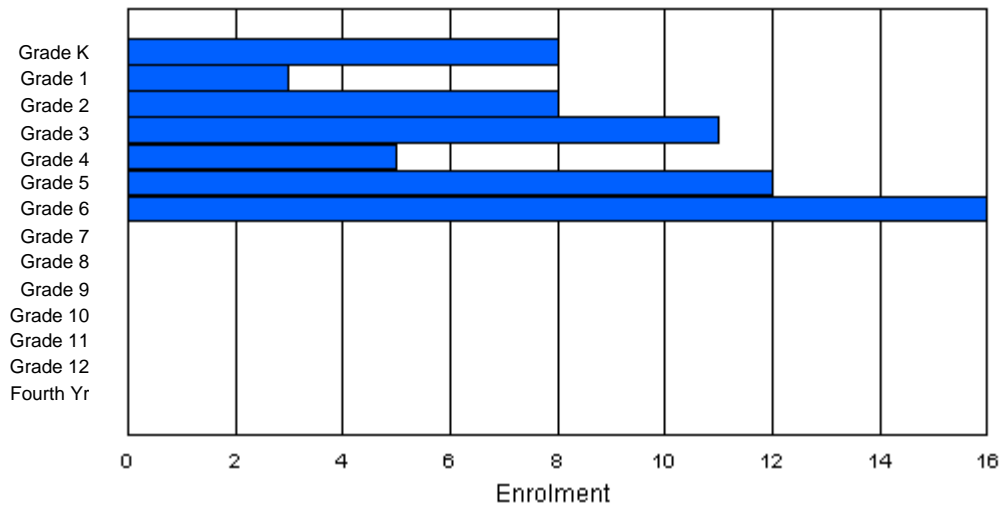
**Enrolment By Age and Gender**

Gender	Age																Total
	5	6	7	8	9	10	11	12	13	14	15	16	17	18	19	20>	
Male	5	0	1	5	2	6	9	1	0	0	0	0	0	0	0	0	29
Female	3	3	7	6	3	4	8	0	0	0	0	0	0	0	0	0	34
<b>Total</b>	<b>8</b>	<b>3</b>	<b>8</b>	<b>11</b>	<b>5</b>	<b>10</b>	<b>17</b>	<b>1</b>	<b>0</b>	<b>0</b>	<b>0</b>	<b>0</b>	<b>0</b>	<b>0</b>	<b>0</b>	<b>0</b>	<b>63</b>

**Enrolment By Grade and Gender**

Gender	Grade															Total
	K	1	2	3	4	5	6	7	8	9	10	11	12	4th		
Male	5	0	1	5	2	8	8	0	0	0	0	0	0	0	0	29
Female	3	3	7	6	3	4	8	0	0	0	0	0	0	0	0	34
<b>Total</b>	<b>8</b>	<b>3</b>	<b>8</b>	<b>11</b>	<b>5</b>	<b>12</b>	<b>16</b>	<b>0</b>	<b>0</b>	<b>0</b>	<b>0</b>	<b>0</b>	<b>0</b>	<b>0</b>	<b>0</b>	<b>63</b>

**Enrolment By Grade**  
For St. Margaret's Elementary



\* Data from the 1999-00 AGR(Enrolment/Age as of the last day in Sept./Dec.)

\*\* Newfoundland Statistics Classification System

\*\*\* May include itinerant teachers

District 2 - Northern Peninsula/Labrador South

School #: 040

St. Mary's AG, Mary's Harbour

Classification: Rural Community/Labrador Region\*\*

Grades: K-12

Number of Grades: 13

[School FTE PTR : 10.2](#)

[District FTE PTR : 11.6](#)

[Provincial FTE PTR : 14.3](#)

[FTE Teachers](#) \*\*\* : 9.0

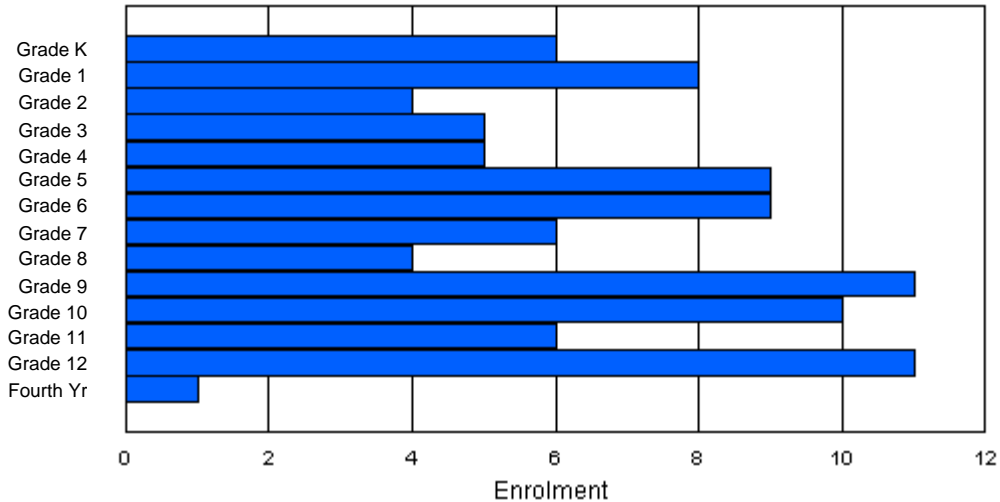
**Enrolment By Age and Gender**

Gender	Age																	Total
	5	6	7	8	9	10	11	12	13	14	15	16	17	18	19	20>		
Male	3	3	3	4	3	4	4	1	3	4	5	6	5	1	2	0	51	
Female	3	5	1	1	2	4	5	3	3	1	6	4	6	0	0	0	44	
<b>Total</b>	<b>6</b>	<b>8</b>	<b>4</b>	<b>5</b>	<b>5</b>	<b>8</b>	<b>9</b>	<b>4</b>	<b>6</b>	<b>5</b>	<b>11</b>	<b>10</b>	<b>11</b>	<b>1</b>	<b>2</b>	<b>0</b>	<b>95</b>	

**Enrolment By Grade and Gender**

Gender	Grade															Total
	K	1	2	3	4	5	6	7	8	9	10	11	12	4th		
Male	3	3	3	4	3	4	4	2	3	8	5	3	5	1	51	
Female	3	5	1	1	2	5	5	4	1	3	5	3	6	0	44	
<b>Total</b>	<b>6</b>	<b>8</b>	<b>4</b>	<b>5</b>	<b>5</b>	<b>9</b>	<b>9</b>	<b>6</b>	<b>4</b>	<b>11</b>	<b>10</b>	<b>6</b>	<b>11</b>	<b>1</b>	<b>95</b>	

**Enrolment By Grade**  
For St. Mary's AG



\* Data from the 1999-00 AGR(Enrolment/Age as of the last day in Sept./Dec.)

\*\* Newfoundland Statistics Classification System

\*\*\* May include itinerant teachers

District 2 - Northern Peninsula/Labrador South

School #: 036

St. Paul's Elementary, Lanse au Loup

Classification: Rural Community/Labrador Region\*\*

Grades: K-6

Number of Grades: 7

[School FTE PTR : 9.9](#)

[District FTE PTR : 11.6](#)

[Provincial FTE PTR : 14.3](#)

[FTE Teachers](#) \*\*\* : 5.9

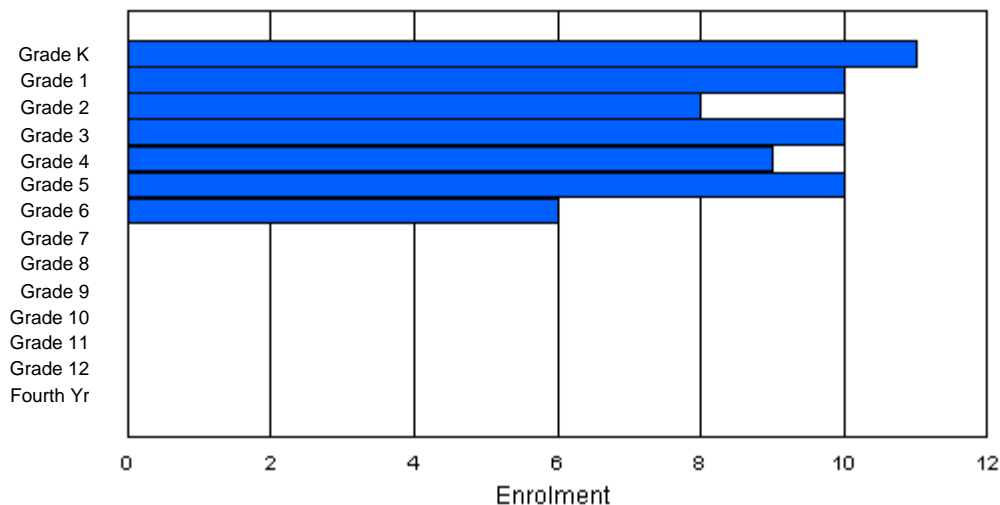
**Enrolment By Age and Gender**

Gender	Age																Total
	5	6	7	8	9	10	11	12	13	14	15	16	17	18	19	20>	
Male	7	8	4	6	7	7	4	0	0	0	0	0	0	0	0	0	43
Female	4	2	3	5	2	3	2	0	0	0	0	0	0	0	0	0	21
<b>Total</b>	<b>11</b>	<b>10</b>	<b>7</b>	<b>11</b>	<b>9</b>	<b>10</b>	<b>6</b>	<b>0</b>	<b>0</b>	<b>0</b>	<b>0</b>	<b>0</b>	<b>0</b>	<b>0</b>	<b>0</b>	<b>0</b>	<b>64</b>

**Enrolment By Grade and Gender**

Gender	Grade															Total
	K	1	2	3	4	5	6	7	8	9	10	11	12	4th		
Male	7	8	5	5	7	7	4	0	0	0	0	0	0	0	0	43
Female	4	2	3	5	2	3	2	0	0	0	0	0	0	0	0	21
<b>Total</b>	<b>11</b>	<b>10</b>	<b>8</b>	<b>10</b>	<b>9</b>	<b>10</b>	<b>6</b>	<b>0</b>	<b>0</b>	<b>0</b>	<b>0</b>	<b>0</b>	<b>0</b>	<b>0</b>	<b>0</b>	<b>64</b>

**Enrolment By Grade**  
For St. Paul's Elementary



\* Data from the 1999-00 AGR(Enrolment/Age as of the last day in Sept./Dec.)

\*\* Newfoundland Statistics Classification System

\*\*\* May include itinerant teachers

District 2 - Northern Peninsula/Labrador South

School #: 048

St. Theresa's Elementary, Port au Choix

Classification: Rural Community/Western Region\*\*

Grades: K-6

Number of Grades: 7

[School FTE PTR : 13.5](#)

[District FTE PTR : 11.6](#)

[Provincial FTE PTR : 14.3](#)

[FTE Teachers](#) \*\*\* : 12.0

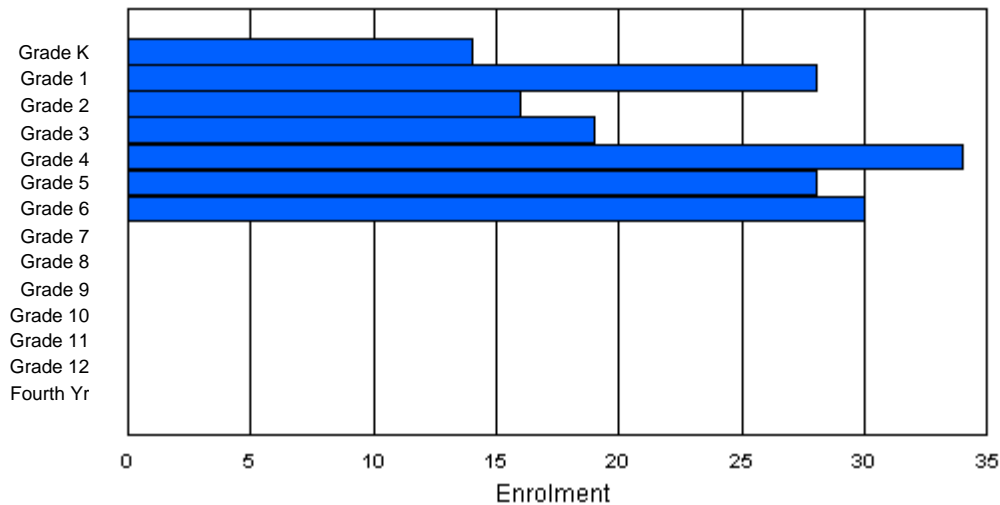
**Enrolment By Age and Gender**

Gender	Age																	Total
	5	6	7	8	9	10	11	12	13	14	15	16	17	18	19	20>		
Male	7	12	9	9	20	14	17	1	0	0	0	0	0	0	0	0	89	
Female	7	16	7	9	13	15	13	0	0	0	0	0	0	0	0	0	80	
<b>Total</b>	<b>14</b>	<b>28</b>	<b>16</b>	<b>18</b>	<b>33</b>	<b>29</b>	<b>30</b>	<b>1</b>	<b>0</b>	<b>0</b>	<b>0</b>	<b>0</b>	<b>0</b>	<b>0</b>	<b>0</b>	<b>0</b>	<b>169</b>	

**Enrolment By Grade and Gender**

Gender	Grade															Total
	K	1	2	3	4	5	6	7	8	9	10	11	12	4th		
Male	7	12	9	10	21	13	17	0	0	0	0	0	0	0	89	
Female	7	16	7	9	13	15	13	0	0	0	0	0	0	0	80	
<b>Total</b>	<b>14</b>	<b>28</b>	<b>16</b>	<b>19</b>	<b>34</b>	<b>28</b>	<b>30</b>	<b>0</b>	<b>0</b>	<b>0</b>	<b>0</b>	<b>0</b>	<b>0</b>	<b>0</b>	<b>169</b>	

**Enrolment By Grade**  
For St. Theresa's Elementary



\* Data from the 1999-00 AGR(Enrolment/Age as of the last day in Sept./Dec.)

\*\* Newfoundland Statistics Classification System

\*\*\* May include itinerant teachers

District 2 - Northern Peninsula/Labrador South

School #: 028

Straits Elementary, Flower's Cove

Classification: Rural Community/Western Region\*\*

Grades: K-6

Number of Grades: 7

[School FTE PTR : 15.2](#)

[District FTE PTR : 11.6](#)

[Provincial FTE PTR : 14.3](#)

[FTE Teachers](#) \*\*\* : 8.3

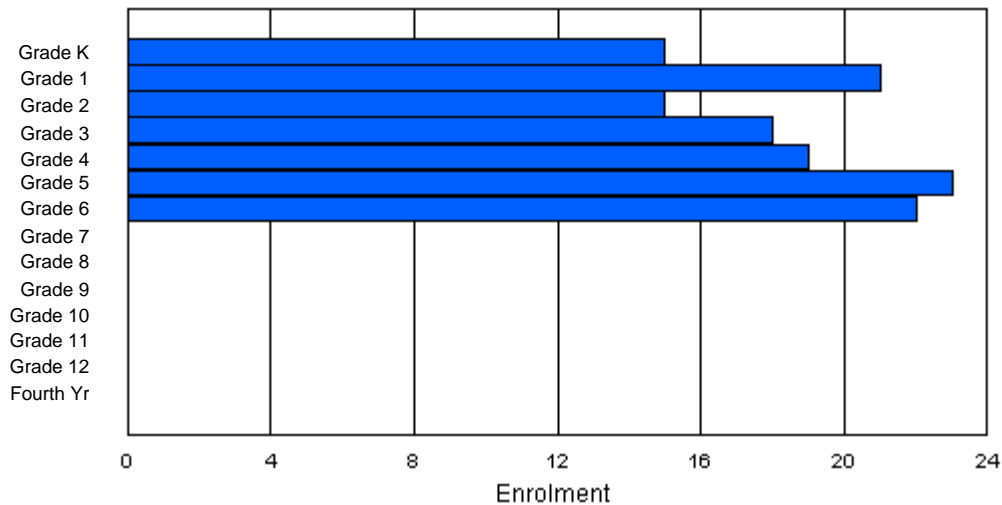
**Enrolment By Age and Gender**

Gender	Age																Total
	5	6	7	8	9	10	11	12	13	14	15	16	17	18	19	20>	
Male	8	12	7	11	10	14	12	0	0	0	0	0	0	0	0	0	74
Female	7	9	8	7	9	9	10	0	0	0	0	0	0	0	0	0	59
<b>Total</b>	<b>15</b>	<b>21</b>	<b>15</b>	<b>18</b>	<b>19</b>	<b>23</b>	<b>22</b>	<b>0</b>	<b>0</b>	<b>0</b>	<b>0</b>	<b>0</b>	<b>0</b>	<b>0</b>	<b>0</b>	<b>0</b>	<b>133</b>

**Enrolment By Grade and Gender**

Gender	Grade														Total
	K	1	2	3	4	5	6	7	8	9	10	11	12	4th	
Male	8	12	7	11	10	14	12	0	0	0	0	0	0	0	74
Female	7	9	8	7	9	9	10	0	0	0	0	0	0	0	59
<b>Total</b>	<b>15</b>	<b>21</b>	<b>15</b>	<b>18</b>	<b>19</b>	<b>23</b>	<b>22</b>	<b>0</b>	<b>0</b>	<b>0</b>	<b>0</b>	<b>0</b>	<b>0</b>	<b>0</b>	<b>133</b>

**Enrolment By Grade**  
For Straits Elementary



\* Data from the 1999-00 AGR(Enrolment/Age as of the last day in Sept./Dec.)

\*\* Newfoundland Statistics Classification System

\*\*\* May include itinerant teachers



District 2 - Northern Peninsula/Labrador South

School #: 032 Truman Eddison Memorial, Griquet

Classification: Rural Community/Western Region\*\*

Grades: K-6 Number of Grades: 7

[School FTE PTR : 12.4](#)  
[District FTE PTR : 11.6](#)  
[Provincial FTE PTR : 14.3](#)

[FTE Teachers](#) \*\*\* : 8.0

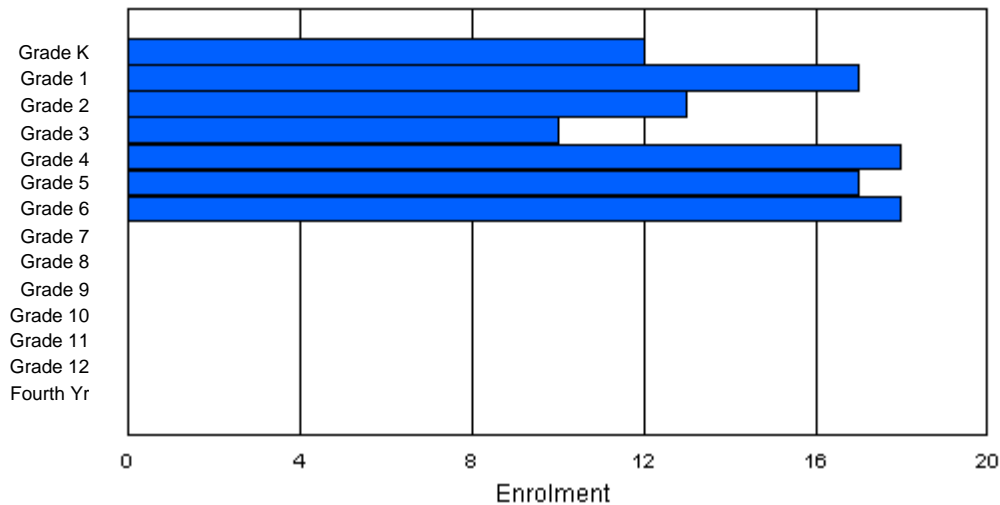
**Enrolment By Age and Gender**

Gender	Age																Total
	5	6	7	8	9	10	11	12	13	14	15	16	17	18	19	20>	
Male	6	9	7	4	11	8	6	1	0	0	0	0	0	0	0	0	52
Female	6	8	6	6	5	11	11	0	0	0	0	0	0	0	0	0	53
<b>Total</b>	<b>12</b>	<b>17</b>	<b>13</b>	<b>10</b>	<b>16</b>	<b>19</b>	<b>17</b>	<b>1</b>	<b>0</b>	<b>0</b>	<b>0</b>	<b>0</b>	<b>0</b>	<b>0</b>	<b>0</b>	<b>0</b>	<b>105</b>

**Enrolment By Grade and Gender**

Gender	Grade														Total
	K	1	2	3	4	5	6	7	8	9	10	11	12	4th	
Male	6	9	7	4	12	7	7	0	0	0	0	0	0	0	52
Female	6	8	6	6	6	10	11	0	0	0	0	0	0	0	53
<b>Total</b>	<b>12</b>	<b>17</b>	<b>13</b>	<b>10</b>	<b>18</b>	<b>17</b>	<b>18</b>	<b>0</b>	<b>0</b>	<b>0</b>	<b>0</b>	<b>0</b>	<b>0</b>	<b>0</b>	<b>105</b>

**Enrolment By Grade**  
For Truman Eddison Memorial



\* Data from the 1999-00 AGR(Enrolment/Age as of the last day in Sept./Dec.)

\*\* Newfoundland Statistics Classification System

\*\*\* May include itinerant teachers

District 2 - Northern Peninsula/Labrador South

School #: 022

William Gillett Acad, Charlottetown, LAB

Classification: Rural Community/Labrador Region\*\*

Grades: K-12

Number of Grades: 13

[School FTE PTR : 10.5](#)

[District FTE PTR : 11.6](#)

[Provincial FTE PTR : 14.3](#)

[FTE Teachers](#) \*\*\* : 6.6

**Enrolment By Age and Gender**

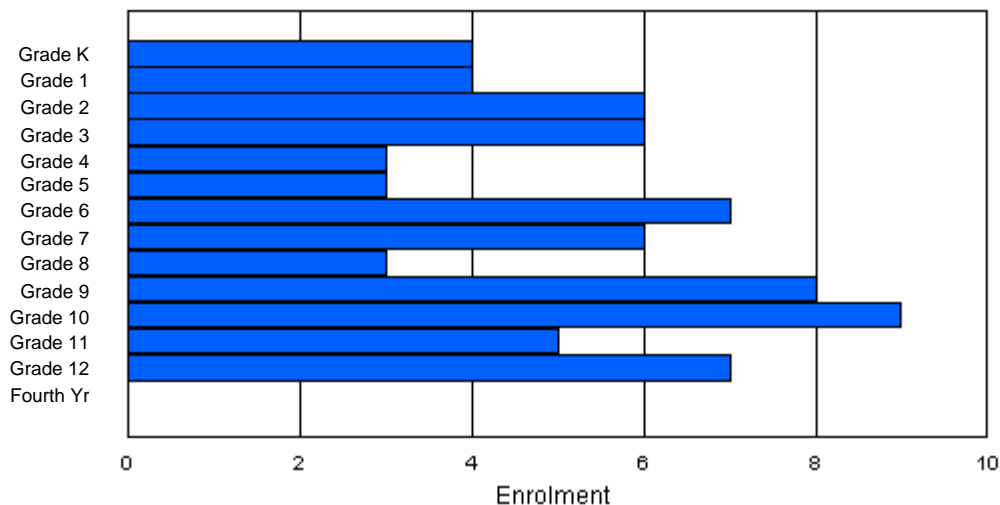
Gender	Age																Total
	5	6	7	8	9	10	11	12	13	14	15	16	17	18	19	20>	
Male	4	1	5	2	2	2	5	4	2	5	2	2	5	0	0	0	41
Female	0	3	1	4	1	1	2	2	1	3	3	5	4	0	0	0	30
<b>Total</b>	<b>4</b>	<b>4</b>	<b>6</b>	<b>6</b>	<b>3</b>	<b>3</b>	<b>7</b>	<b>6</b>	<b>3</b>	<b>8</b>	<b>5</b>	<b>7</b>	<b>9</b>	<b>0</b>	<b>0</b>	<b>0</b>	<b>71</b>

**Enrolment By Grade and Gender**

Gender	Grade														Total
	K	1	2	3	4	5	6	7	8	9	10	11	12	4th	
Male	4	1	5	2	2	2	5	4	2	5	4	2	3	0	41
Female	0	3	1	4	1	1	2	2	1	3	5	3	4	0	30
<b>Total</b>	<b>4</b>	<b>4</b>	<b>6</b>	<b>6</b>	<b>3</b>	<b>3</b>	<b>7</b>	<b>6</b>	<b>3</b>	<b>8</b>	<b>9</b>	<b>5</b>	<b>7</b>	<b>0</b>	<b>71</b>

**Enrolment By Grade**

For William Gillett Acad



\* Data from the 1999-00 AGR(Enrolment/Age as of the last day in Sept./Dec.)

\*\* Newfoundland Statistics Classification System

\*\*\* May include itinerant teachers

District 2 - Northern Peninsula/Labrador South

School #: 056

William's Harbour School, William's Harbour

Classification: Rural Community/Labrador Region\*\*

Grades: K,2-6,8

Number of Grades: 7

[School FTE PTR : 5.3](#)

[District FTE PTR : 11.6](#)

[Provincial FTE PTR : 14.3](#)

[FTE Teachers](#) \*\*\* : 2.0

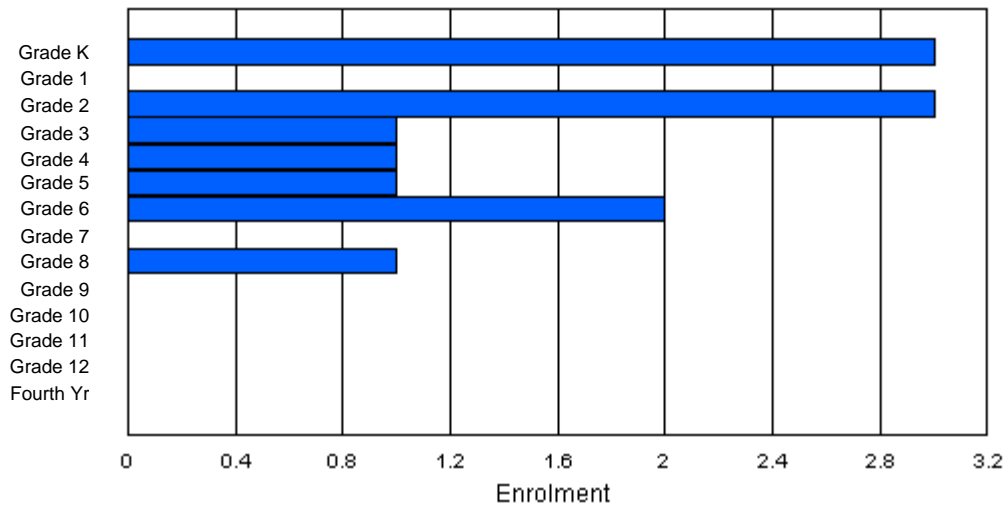
**Enrolment By Age and Gender**

Gender	Age																Total
	5	6	7	8	9	10	11	12	13	14	15	16	17	18	19	20>	
Male	1	2	1	1	1	2	1	0	0	0	0	0	0	0	0	0	9
Female	0	0	1	0	0	0	1	0	1	0	0	0	0	0	0	0	3
<b>Total</b>	<b>1</b>	<b>2</b>	<b>2</b>	<b>1</b>	<b>1</b>	<b>2</b>	<b>2</b>	<b>0</b>	<b>1</b>	<b>0</b>	<b>0</b>	<b>0</b>	<b>0</b>	<b>0</b>	<b>0</b>	<b>0</b>	<b>12</b>

**Enrolment By Grade and Gender**

Gender	Grade															Total
	K	1	2	3	4	5	6	7	8	9	10	11	12	4th		
Male	3	0	1	1	1	1	1	0	0	0	0	0	0	0	8	
Female	0	0	2	0	0	0	1	0	1	0	0	0	0	0	4	
<b>Total</b>	<b>3</b>	<b>0</b>	<b>3</b>	<b>1</b>	<b>1</b>	<b>1</b>	<b>2</b>	<b>0</b>	<b>1</b>	<b>0</b>	<b>0</b>	<b>0</b>	<b>0</b>	<b>0</b>	<b>12</b>	

**Enrolment By Grade**  
For William's Harbour School



\* Data from the 1999-00 AGR(Enrolment/Age as of the last day in Sept./Dec.)

\*\* Newfoundland Statistics Classification System

\*\*\* May include itinerant teachers

District 3 - Deer Lake/Corner Brook/St. Barbe

School #: 393 Bonne Bay Academy, Woody Point

Classification: Rural Community/Western Region\*\*

Grades: K-12 Number of Grades: 13

[School FTE PTR : 10.1](#)  
[District FTE PTR : 14.0](#)  
[Provincial FTE PTR : 14.3](#)

[FTE Teachers](#) \*\*\* : 11.0

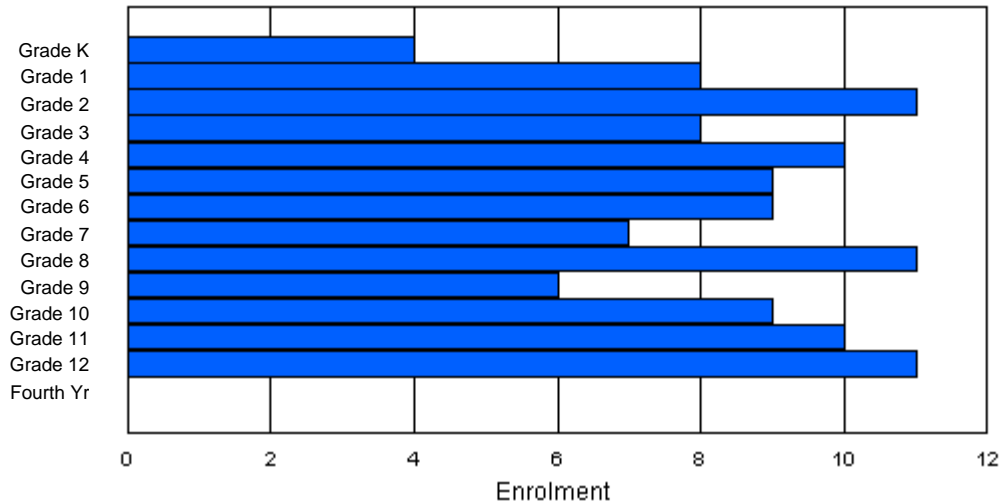
**Enrolment By Age and Gender**

Gender	Age																Total
	5	6	7	8	9	10	11	12	13	14	15	16	17	18	19	20>	
Male	2	4	7	5	6	3	5	1	4	5	7	7	4	2	0	0	62
Female	2	3	5	2	6	5	4	6	7	1	1	3	5	1	0	0	51
<b>Total</b>	<b>4</b>	<b>7</b>	<b>12</b>	<b>7</b>	<b>12</b>	<b>8</b>	<b>9</b>	<b>7</b>	<b>11</b>	<b>6</b>	<b>8</b>	<b>10</b>	<b>9</b>	<b>3</b>	<b>0</b>	<b>0</b>	<b>113</b>

**Enrolment By Grade and Gender**

Gender	Grade															Total
	K	1	2	3	4	5	6	7	8	9	10	11	12	4th		
Male	2	5	6	5	5	4	5	1	4	5	8	7	5	0	62	
Female	2	3	5	3	5	5	4	6	7	1	1	3	6	0	51	
<b>Total</b>	<b>4</b>	<b>8</b>	<b>11</b>	<b>8</b>	<b>10</b>	<b>9</b>	<b>9</b>	<b>7</b>	<b>11</b>	<b>6</b>	<b>9</b>	<b>10</b>	<b>11</b>	<b>0</b>	<b>113</b>	

**Enrolment By Grade**  
For Bonne Bay Academy



\* Data from the 1999-00 AGR(Enrolment/Age as of the last day in Sept./Dec.)

\*\* Newfoundland Statistics Classification System

\*\*\* May include itinerant teachers

District 3 - Deer Lake/Corner Brook/St. Barbe

School #: 060

C.C. Loughlin School, Corner Brook

Classification: Urban Community/Western Region\*\*

Grades: K-6

Number of Grades: 7

[School FTE PTR : 14.4](#)

[District FTE PTR : 14.0](#)

[Provincial FTE PTR : 14.3](#)

[FTE Teachers](#) \*\*\* : 35.0

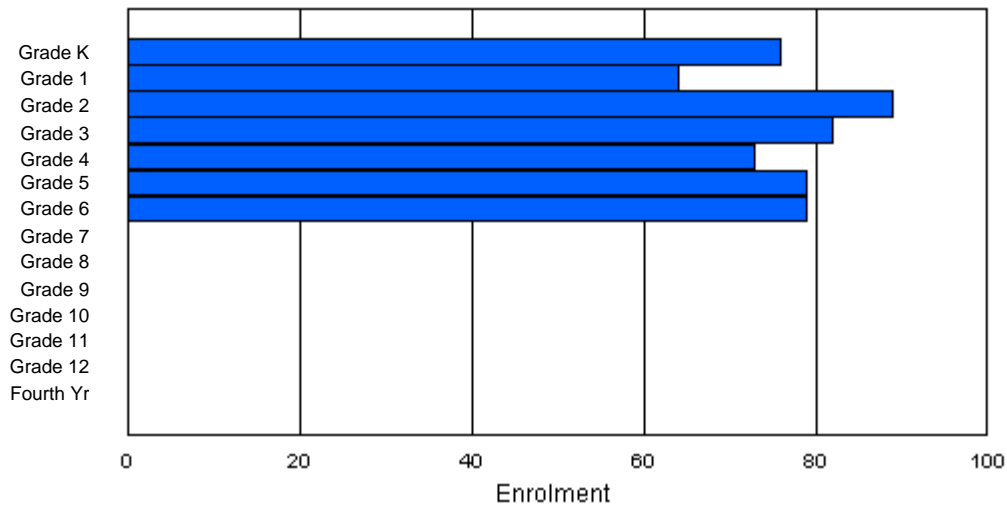
**Enrolment By Age and Gender**

Gender	Age																Total
	5	6	7	8	9	10	11	12	13	14	15	16	17	18	19	20>	
Male	27	33	48	36	34	44	36	2	1	0	0	0	0	0	0	0	261
Female	47	32	39	47	30	40	42	3	1	0	0	0	0	0	0	0	281
<b>Total</b>	<b>74</b>	<b>65</b>	<b>87</b>	<b>83</b>	<b>64</b>	<b>84</b>	<b>78</b>	<b>5</b>	<b>2</b>	<b>0</b>	<b>0</b>	<b>0</b>	<b>0</b>	<b>0</b>	<b>0</b>	<b>0</b>	<b>542</b>

**Enrolment By Grade and Gender**

Gender	Grade														Total
	K	1	2	3	4	5	6	7	8	9	10	11	12	4th	
Male	29	31	50	34	43	38	36	0	0	0	0	0	0	0	261
Female	47	33	39	48	30	41	43	0	0	0	0	0	0	0	281
<b>Total</b>	<b>76</b>	<b>64</b>	<b>89</b>	<b>82</b>	<b>73</b>	<b>79</b>	<b>79</b>	<b>0</b>	<b>0</b>	<b>0</b>	<b>0</b>	<b>0</b>	<b>0</b>	<b>0</b>	<b>542</b>

**Enrolment By Grade**  
For C.C. Loughlin School



\* Data from the 1999-00 AGR(Enrolment/Age as of the last day in Sept./Dec.)

\*\* Newfoundland Statistics Classification System

\*\*\* May include itinerant teachers

District 3 - Deer Lake/Corner Brook/St. Barbe

School #: 388

Cow Head School Complex, Cow Head

Classification: Rural Community/Western Region\*\*

Grades: K-12

Number of Grades: 13

[School FTE PTR : 11.9](#)

[District FTE PTR : 14.0](#)

[Provincial FTE PTR : 14.3](#)

[FTE Teachers](#) \*\*\* : 19.0

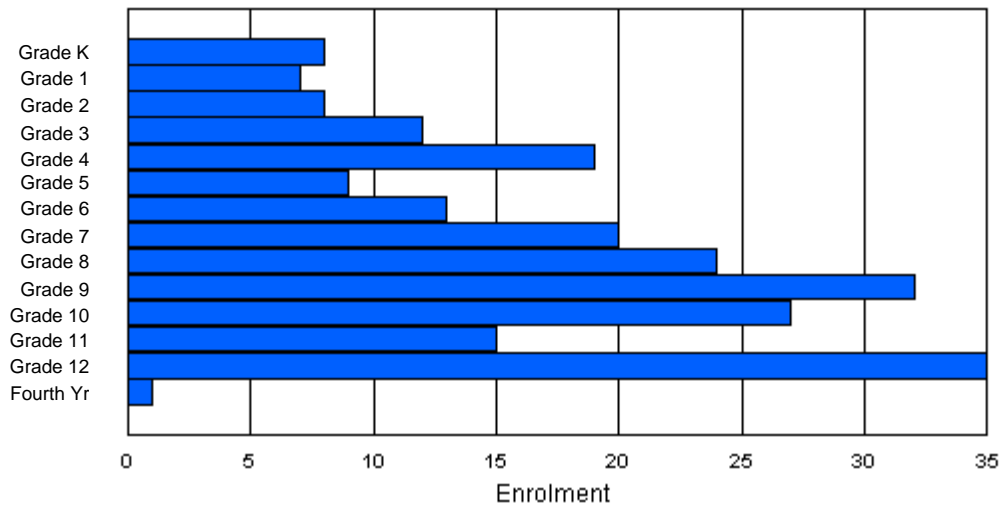
**Enrolment By Age and Gender**

Gender	Age																	Total
	5	6	7	8	9	10	11	12	13	14	15	16	17	18	19	20>		
Male	5	3	5	4	6	6	7	10	15	15	14	6	17	4	0	0	117	
Female	3	4	3	8	11	3	7	10	9	15	15	9	15	1	0	0	113	
<b>Total</b>	<b>8</b>	<b>7</b>	<b>8</b>	<b>12</b>	<b>17</b>	<b>9</b>	<b>14</b>	<b>20</b>	<b>24</b>	<b>30</b>	<b>29</b>	<b>15</b>	<b>32</b>	<b>5</b>	<b>0</b>	<b>0</b>	<b>230</b>	

**Enrolment By Grade and Gender**

Gender	Grade															Total
	K	1	2	3	4	5	6	7	8	9	10	11	12	4th		
Male	5	3	5	4	8	6	5	11	15	14	15	6	20	0	117	
Female	3	4	3	8	11	3	8	9	9	18	12	9	15	1	113	
<b>Total</b>	<b>8</b>	<b>7</b>	<b>8</b>	<b>12</b>	<b>19</b>	<b>9</b>	<b>13</b>	<b>20</b>	<b>24</b>	<b>32</b>	<b>27</b>	<b>15</b>	<b>35</b>	<b>1</b>	<b>230</b>	

**Enrolment By Grade**  
For Cow Head School Complex



\* Data from the 1999-00 AGR(Enrolment/Age as of the last day in Sept./Dec.)

\*\* Newfoundland Statistics Classification System

\*\*\* May include itinerant teachers

District 3 - Deer Lake/Corner Brook/St. Barbe

School #: 073      Deer Lake Elementary, Deer Lake

Classification: Urban Community/Western Region\*\*

Grades: 4-6      Number of Grades: 3

[School FTE PTR : 17.2](#)

[District FTE PTR : 14.0](#)

[Provincial FTE PTR : 14.3](#)

[FTE Teachers](#) \*\*\* : 17.0

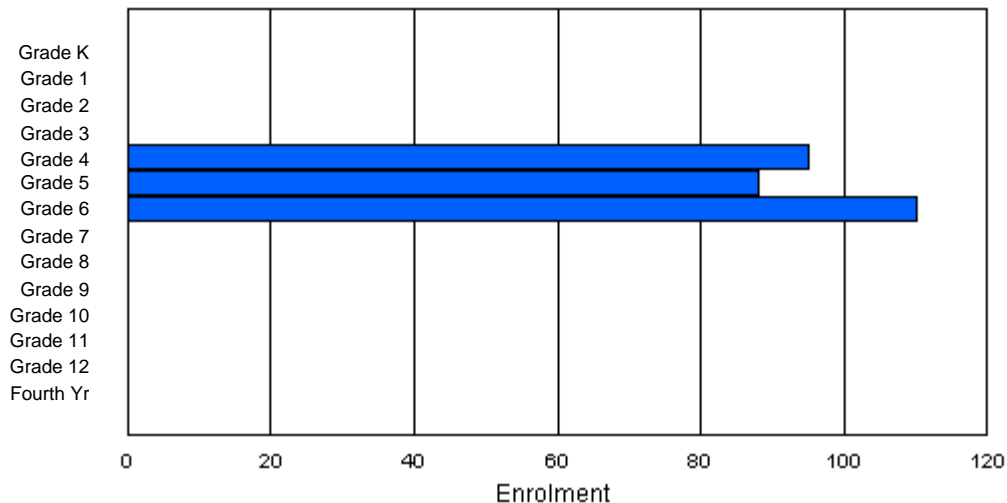
**Enrolment By Age and Gender**

Gender	Age																Total
	5	6	7	8	9	10	11	12	13	14	15	16	17	18	19	20>	
Male	0	0	0	0	42	44	48	3	0	0	0	0	0	0	0	0	137
Female	0	0	0	0	47	46	57	6	0	0	0	0	0	0	0	0	156
<b>Total</b>	<b>0</b>	<b>0</b>	<b>0</b>	<b>0</b>	<b>89</b>	<b>90</b>	<b>105</b>	<b>9</b>	<b>0</b>	<b>0</b>	<b>0</b>	<b>0</b>	<b>0</b>	<b>0</b>	<b>0</b>	<b>0</b>	<b>293</b>

**Enrolment By Grade and Gender**

Gender	Grade															Total
	K	1	2	3	4	5	6	7	8	9	10	11	12	4th		
Male	0	0	0	0	45	44	48	0	0	0	0	0	0	0	0	137
Female	0	0	0	0	50	44	62	0	0	0	0	0	0	0	0	156
<b>Total</b>	<b>0</b>	<b>0</b>	<b>0</b>	<b>0</b>	<b>95</b>	<b>88</b>	<b>110</b>	<b>0</b>	<b>0</b>	<b>0</b>	<b>0</b>	<b>0</b>	<b>0</b>	<b>0</b>	<b>0</b>	<b>293</b>

**Enrolment By Grade**  
For Deer Lake Elementary



\* Data from the 1999-00 AGR(Enrolment/Age as of the last day in Sept./Dec.)

\*\* Newfoundland Statistics Classification System

\*\*\* May include itinerant teachers

District 3 - Deer Lake/Corner Brook/St. Barbe

School #: 389 Elwood Primary, Deer Lake

Classification: Urban Community/Western Region\*\*

Grades: K-3 Number of Grades: 4

[School FTE PTR : 14.5](#)  
[District FTE PTR : 14.0](#)  
[Provincial FTE PTR : 14.3](#)

[FTE Teachers](#) \*\*\* : 21.0

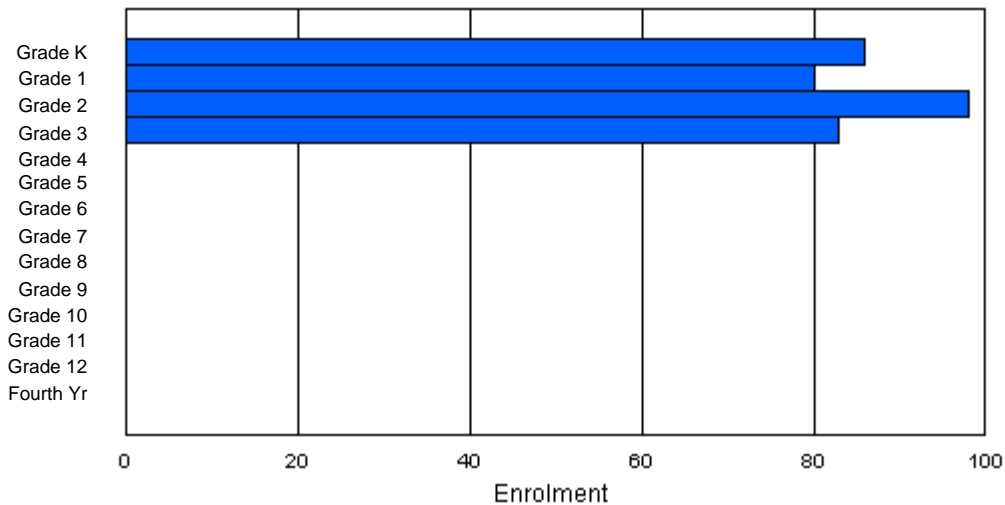
**Enrolment By Age and Gender**

Gender	Age																Total
	5	6	7	8	9	10	11	12	13	14	15	16	17	18	19	20>	
Male	35	38	65	47	3	0	0	0	0	0	0	0	0	0	0	0	188
Female	48	38	33	39	1	0	0	0	0	0	0	0	0	0	0	0	159
<b>Total</b>	<b>83</b>	<b>76</b>	<b>98</b>	<b>86</b>	<b>4</b>	<b>0</b>	<b>0</b>	<b>0</b>	<b>0</b>	<b>0</b>	<b>0</b>	<b>0</b>	<b>0</b>	<b>0</b>	<b>0</b>	<b>0</b>	<b>347</b>

**Enrolment By Grade and Gender**

Gender	Grade															Total
	K	1	2	3	4	5	6	7	8	9	10	11	12	4th		
Male	38	41	66	43	0	0	0	0	0	0	0	0	0	0	0	188
Female	48	39	32	40	0	0	0	0	0	0	0	0	0	0	0	159
<b>Total</b>	<b>86</b>	<b>80</b>	<b>98</b>	<b>83</b>	<b>0</b>	<b>0</b>	<b>0</b>	<b>0</b>	<b>0</b>	<b>0</b>	<b>0</b>	<b>0</b>	<b>0</b>	<b>0</b>	<b>0</b>	<b>347</b>

**Enrolment By Grade**  
For Elwood Primary



\* Data from the 1999-00 AGR(Enrolment/Age as of the last day in Sept./Dec.)

\*\* Newfoundland Statistics Classification System

\*\*\* May include itinerant teachers



District 3 - Deer Lake/Corner Brook/St. Barbe

School #: 390 Elwood Regional High, Deer Lake

Classification: Urban Community/Western Region\*\*

Grades: 10-12 Number of Grades: 3

[School FTE PTR : 15.7](#)  
[District FTE PTR : 14.0](#)  
[Provincial FTE PTR : 14.3](#)

[FTE Teachers](#) \*\*\* : 23.3

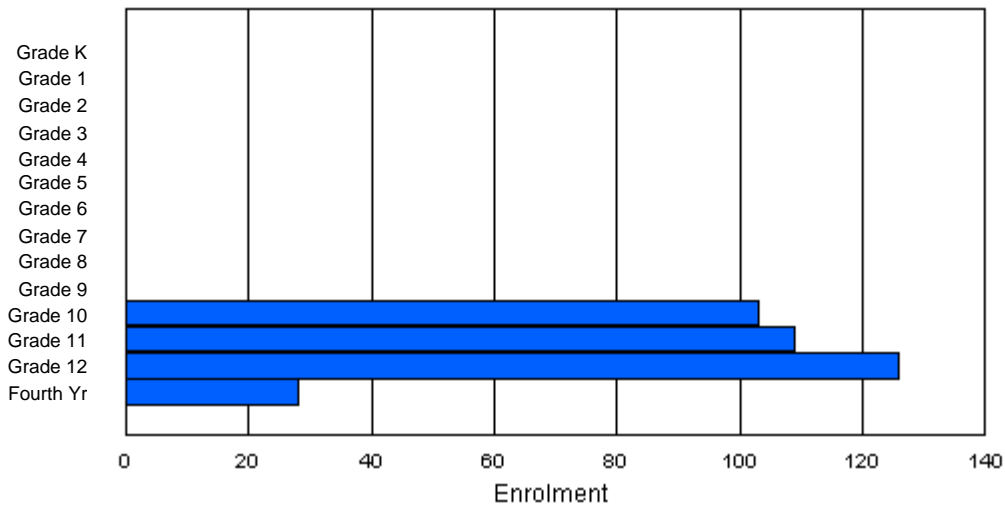
**Enrolment By Age and Gender**

Gender	Age																	Total
	5	6	7	8	9	10	11	12	13	14	15	16	17	18	19	20>		
Male	0	0	0	0	0	0	0	0	0	0	40	54	65	16	3	6	184	
Female	0	0	0	0	0	0	0	0	0	0	43	54	61	16	6	2	182	
<b>Total</b>	0	0	0	0	0	0	0	0	0	0	83	108	126	32	9	8	366	

**Enrolment By Grade and Gender**

Gender	Grade															Total
	K	1	2	3	4	5	6	7	8	9	10	11	12	4th		
Male	0	0	0	0	0	0	0	0	0	0	52	57	64	11	184	
Female	0	0	0	0	0	0	0	0	0	0	51	52	62	17	182	
<b>Total</b>	0	0	0	0	0	0	0	0	0	0	103	109	126	28	366	

**Enrolment By Grade**  
For Elwood Regional High



\* Data from the 1999-00 AGR(Enrolment/Age as of the last day in Sept./Dec.)

\*\* Newfoundland Statistics Classification System

\*\*\* May include itinerant teachers

District 3 - Deer Lake/Corner Brook/St. Barbe

School #: 062

G.C. Rowe Junior High, Corner Brook

Classification: Urban Community/Western Region\*\*

Grades: 7-9

Number of Grades: 3

[School FTE PTR : 15.3](#)

[District FTE PTR : 14.0](#)

[Provincial FTE PTR : 14.3](#)

[FTE Teachers](#) \*\*\* : 28.0

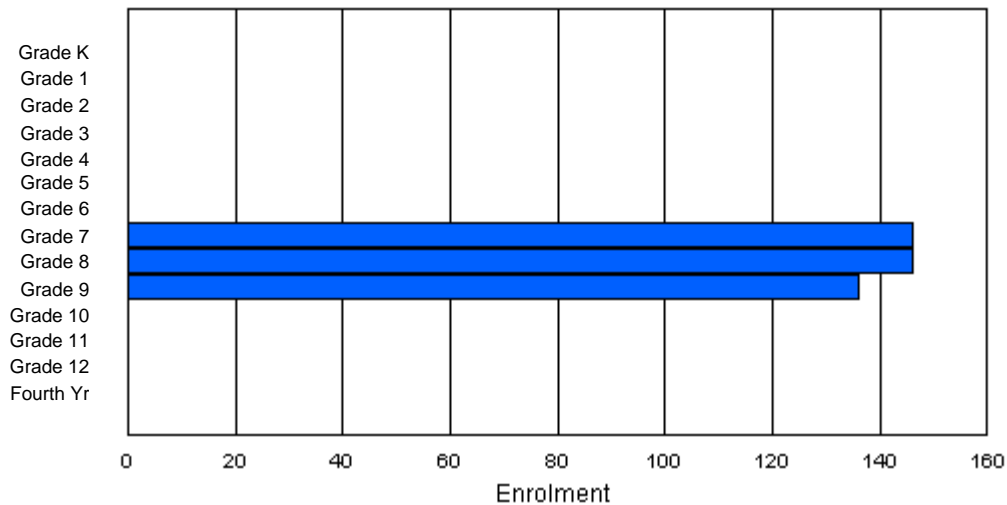
**Enrolment By Age and Gender**

Gender	Age																Total
	5	6	7	8	9	10	11	12	13	14	15	16	17	18	19	20>	
Male	0	0	0	0	0	0	1	66	72	70	11	0	0	0	0	0	220
Female	0	0	0	0	0	0	1	66	71	61	9	0	0	0	0	0	208
<b>Total</b>	0	0	0	0	0	0	2	132	143	131	20	0	0	0	0	0	428

**Enrolment By Grade and Gender**

Gender	Grade															Total
	K	1	2	3	4	5	6	7	8	9	10	11	12	4th		
Male	0	0	0	0	0	0	0	74	77	69	0	0	0	0	220	
Female	0	0	0	0	0	0	0	72	69	67	0	0	0	0	208	
<b>Total</b>	0	0	0	0	0	0	0	146	146	136	0	0	0	0	428	

**Enrolment By Grade**  
For G.C. Rowe Junior High



\* Data from the 1999-00 AGR(Enrolment/Age as of the last day in Sept./Dec.)

\*\* Newfoundland Statistics Classification System

\*\*\* May include itinerant teachers

District 3 - Deer Lake/Corner Brook/St. Barbe

School #: 075      Hampden Academy, Hampden

Classification: Rural Community/Western Region\*\*

Grades: K-12      Number of Grades: 13

[School FTE PTR : 10.2](#)

[District FTE PTR : 14.0](#)

[Provincial FTE PTR : 14.3](#)

[FTE Teachers](#) \*\*\* : 14.0

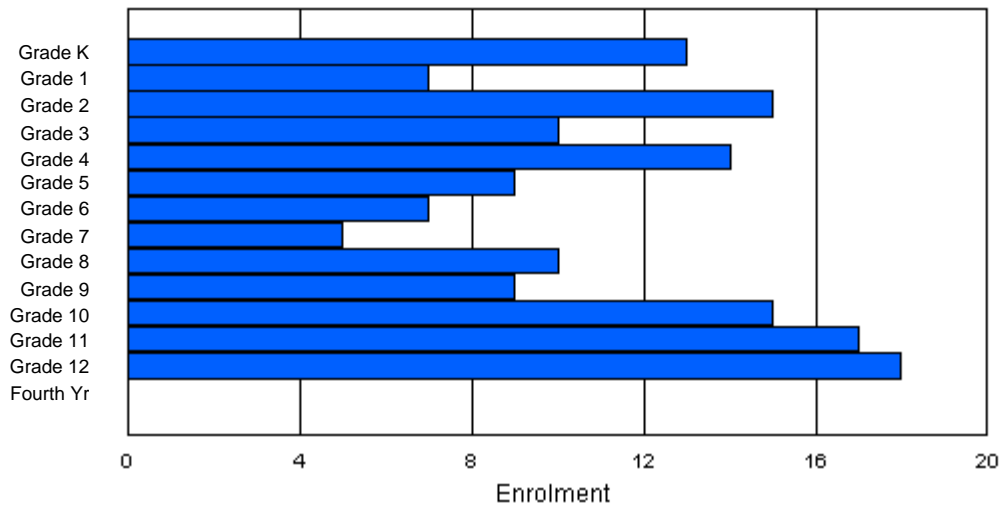
**Enrolment By Age and Gender**

Gender	Age																	Total
	5	6	7	8	9	10	11	12	13	14	15	16	17	18	19	20>		
Male	9	4	7	0	5	14	7	2	2	3	7	5	8	6	0	0	79	
Female	4	3	7	2	4	9	0	2	8	6	6	10	6	3	0	0	70	
<b>Total</b>	<b>13</b>	<b>7</b>	<b>14</b>	<b>2</b>	<b>9</b>	<b>23</b>	<b>7</b>	<b>4</b>	<b>10</b>	<b>9</b>	<b>13</b>	<b>15</b>	<b>14</b>	<b>9</b>	<b>0</b>	<b>0</b>	<b>149</b>	

**Enrolment By Grade and Gender**

Gender	Grade															Total
	K	1	2	3	4	5	6	7	8	9	10	11	12	4th		
Male	9	4	7	6	10	4	6	2	3	2	9	7	10	0	79	
Female	4	3	8	4	4	5	1	3	7	7	6	10	8	0	70	
<b>Total</b>	<b>13</b>	<b>7</b>	<b>15</b>	<b>10</b>	<b>14</b>	<b>9</b>	<b>7</b>	<b>5</b>	<b>10</b>	<b>9</b>	<b>15</b>	<b>17</b>	<b>18</b>	<b>0</b>	<b>149</b>	

**Enrolment By Grade**  
For Hampden Academy



\* Data from the 1999-00 AGR(Enrolment/Age as of the last day in Sept./Dec.)

\*\* Newfoundland Statistics Classification System

\*\*\* May include itinerant teachers

District 3 - Deer Lake/Corner Brook/St. Barbe

School #: 063                      Herdman Collegiate, Corner Brook

Classification: Urban Community/Western Region\*\*

Grades: 10-12                      Number of Grades: 3

[School FTE PTR : 15.9](#)  
[District FTE PTR : 14.0](#)  
[Provincial FTE PTR : 14.3](#)

[FTE Teachers](#) \*\*\* : 34.0

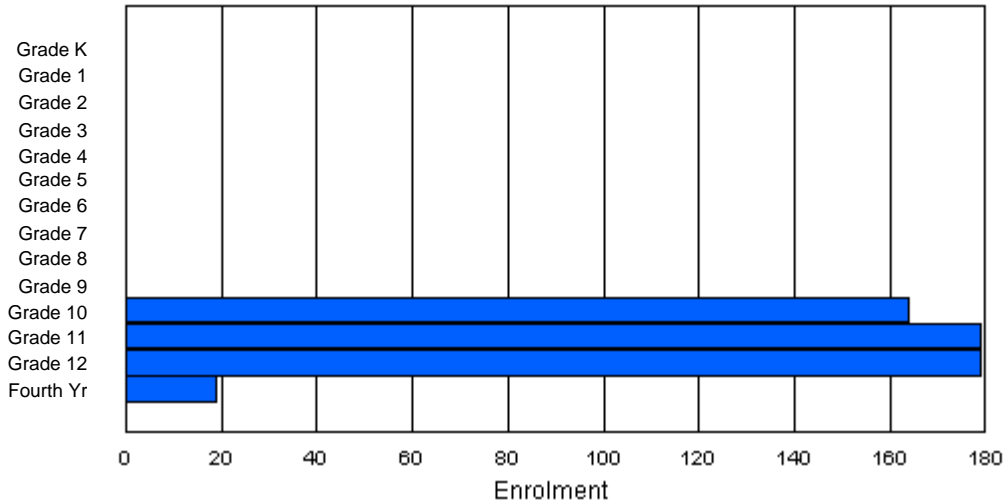
**Enrolment By Age and Gender**

Gender	Age																	Total
	5	6	7	8	9	10	11	12	13	14	15	16	17	18	19	20>		
Male	0	0	0	0	0	0	0	0	0	0	73	65	103	26	5	1	273	
Female	0	0	0	0	0	0	0	0	0	0	64	98	91	12	2	1	268	
<b>Total</b>	0	0	0	0	0	0	0	0	0	0	137	163	194	38	7	2	541	

**Enrolment By Grade and Gender**

Gender	Grade															Total
	K	1	2	3	4	5	6	7	8	9	10	11	12	4th		
Male	0	0	0	0	0	0	0	0	0	0	90	81	88	14	273	
Female	0	0	0	0	0	0	0	0	0	0	74	98	91	5	268	
<b>Total</b>	0	0	0	0	0	0	0	0	0	0	164	179	179	19	541	

**Enrolment By Grade**  
For Herdman Collegiate



\* Data from the 1999-00 AGR(Enrolment/Age as of the last day in Sept./Dec.)

\*\* Newfoundland Statistics Classification System

\*\*\* May include itinerant teachers

District 3 - Deer Lake/Corner Brook/St. Barbe

School #: 081                      Holland's Memorial, Norris Point

Classification: Rural Community/Western Region\*\*

Grades: 7-12                      Number of Grades: 6

[School FTE PTR : 14.9](#)  
[District FTE PTR : 14.0](#)  
[Provincial FTE PTR : 14.3](#)

[FTE Teachers](#) \*\*\* : 12.3

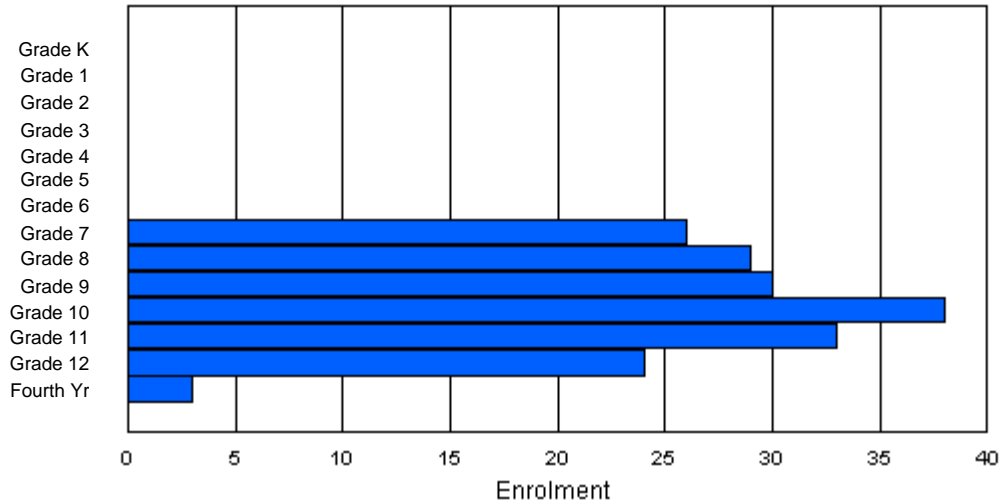
**Enrolment By Age and Gender**

Gender	Age																	Total
	5	6	7	8	9	10	11	12	13	14	15	16	17	18	19	20>		
Male	0	0	0	0	0	0	0	10	17	13	21	13	9	6	5	0	94	
Female	0	0	0	0	0	0	0	10	12	16	18	14	12	6	0	1	89	
<b>Total</b>	<b>0</b>	<b>0</b>	<b>0</b>	<b>0</b>	<b>0</b>	<b>0</b>	<b>0</b>	<b>20</b>	<b>29</b>	<b>29</b>	<b>39</b>	<b>27</b>	<b>21</b>	<b>12</b>	<b>5</b>	<b>1</b>	<b>183</b>	

**Enrolment By Grade and Gender**

Gender	Grade															Total
	K	1	2	3	4	5	6	7	8	9	10	11	12	4th		
Male	0	0	0	0	0	0	0	15	15	15	20	18	9	2	94	
Female	0	0	0	0	0	0	0	11	14	15	18	15	15	1	89	
<b>Total</b>	<b>0</b>	<b>0</b>	<b>0</b>	<b>0</b>	<b>0</b>	<b>0</b>	<b>0</b>	<b>26</b>	<b>29</b>	<b>30</b>	<b>38</b>	<b>33</b>	<b>24</b>	<b>3</b>	<b>183</b>	

**Enrolment By Grade**  
For Holland's Memorial



\* Data from the 1999-00 AGR(Enrolment/Age as of the last day in Sept./Dec.)

\*\* Newfoundland Statistics Classification System

\*\*\* May include itinerant teachers

District 3 - Deer Lake/Corner Brook/St. Barbe

School #: 072

Holy Cross All Grade School, Daniel's Harbour

Classification: Rural Community/Western Region\*\*

Grades: K-12

Number of Grades: 13

[School FTE PTR : 7.9](#)

[District FTE PTR : 14.0](#)

[Provincial FTE PTR : 14.3](#)

[FTE Teachers](#) \*\*\* : 10.0

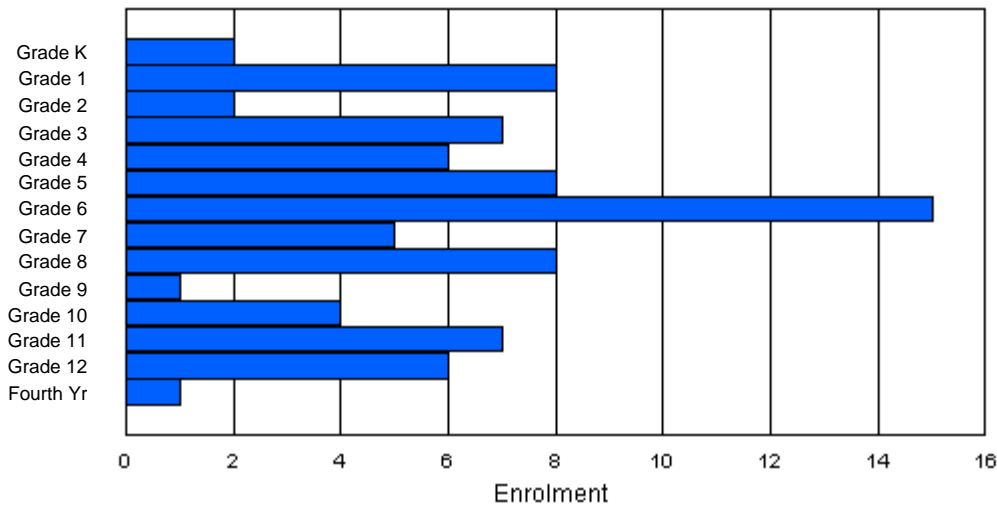
**Enrolment By Age and Gender**

Gender	Age																Total
	5	6	7	8	9	10	11	12	13	14	15	16	17	18	19	20>	
Male	2	1	2	4	4	5	8	4	2	1	1	4	3	1	0	0	42
Female	0	6	0	4	2	2	4	3	7	1	1	4	3	1	0	0	38
<b>Total</b>	<b>2</b>	<b>7</b>	<b>2</b>	<b>8</b>	<b>6</b>	<b>7</b>	<b>12</b>	<b>7</b>	<b>9</b>	<b>2</b>	<b>2</b>	<b>8</b>	<b>6</b>	<b>2</b>	<b>0</b>	<b>0</b>	<b>80</b>

**Enrolment By Grade and Gender**

Gender	Grade															Total
	K	1	2	3	4	5	6	7	8	9	10	11	12	4th		
Male	2	2	1	4	4	5	11	1	3	0	2	4	3	0	42	
Female	0	6	1	3	2	3	4	4	5	1	2	3	3	1	38	
<b>Total</b>	<b>2</b>	<b>8</b>	<b>2</b>	<b>7</b>	<b>6</b>	<b>8</b>	<b>15</b>	<b>5</b>	<b>8</b>	<b>1</b>	<b>4</b>	<b>7</b>	<b>6</b>	<b>1</b>	<b>80</b>	

**Enrolment By Grade**  
For Holy Cross All Grade School



\* Data from the 1999-00 AGR(Enrolment/Age as of the last day in Sept./Dec.)

\*\* Newfoundland Statistics Classification System

\*\*\* May include itinerant teachers

District 3 - Deer Lake/Corner Brook/St. Barbe

School #: 077

Howley Elementary, Howley

Classification: Rural Community/Western Region\*\*

Grades: K-5

Number of Grades: 6

[School FTE PTR : 9.5](#)

[District FTE PTR : 14.0](#)

[Provincial FTE PTR : 14.3](#)

[FTE Teachers](#) \*\*\* : 2.0

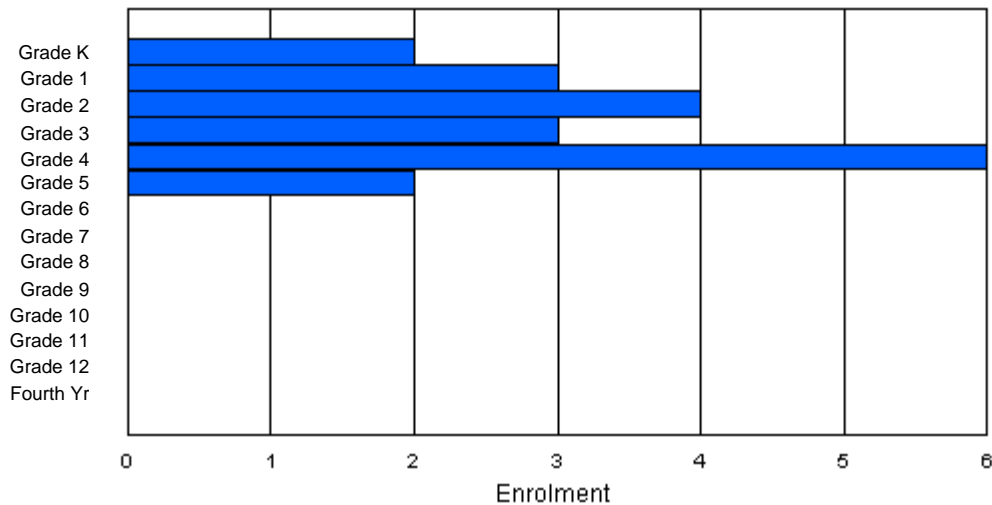
**Enrolment By Age and Gender**

Gender	Age																Total
	5	6	7	8	9	10	11	12	13	14	15	16	17	18	19	20>	
Male	0	0	2	3	3	0	0	0	0	0	0	0	0	0	0	0	8
Female	2	3	2	0	3	2	0	0	0	0	0	0	0	0	0	0	12
<b>Total</b>	<b>2</b>	<b>3</b>	<b>4</b>	<b>3</b>	<b>6</b>	<b>2</b>	<b>0</b>	<b>0</b>	<b>0</b>	<b>0</b>	<b>0</b>	<b>0</b>	<b>0</b>	<b>0</b>	<b>0</b>	<b>0</b>	<b>20</b>

**Enrolment By Grade and Gender**

Gender	Grade															Total
	K	1	2	3	4	5	6	7	8	9	10	11	12	4th		
Male	0	0	2	3	3	0	0	0	0	0	0	0	0	0	0	8
Female	2	3	2	0	3	2	0	0	0	0	0	0	0	0	0	12
<b>Total</b>	<b>2</b>	<b>3</b>	<b>4</b>	<b>3</b>	<b>6</b>	<b>2</b>	<b>0</b>	<b>0</b>	<b>0</b>	<b>0</b>	<b>0</b>	<b>0</b>	<b>0</b>	<b>0</b>	<b>0</b>	<b>20</b>

**Enrolment By Grade**  
For Howley Elementary



\* Data from the 1999-00 AGR(Enrolment/Age as of the last day in Sept./Dec.)

\*\* Newfoundland Statistics Classification System

\*\*\* May include itinerant teachers

District 3 - Deer Lake/Corner Brook/St. Barbe

School #: 065 Humber Elementary, Corner Brook

Classification: Urban Community/Western Region\*\*

Grades: K-6 Number of Grades: 7

[School FTE PTR : 15.9](#)

[District FTE PTR : 14.0](#)

[Provincial FTE PTR : 14.3](#)

[FTE Teachers](#) \*\*\* : 26.0

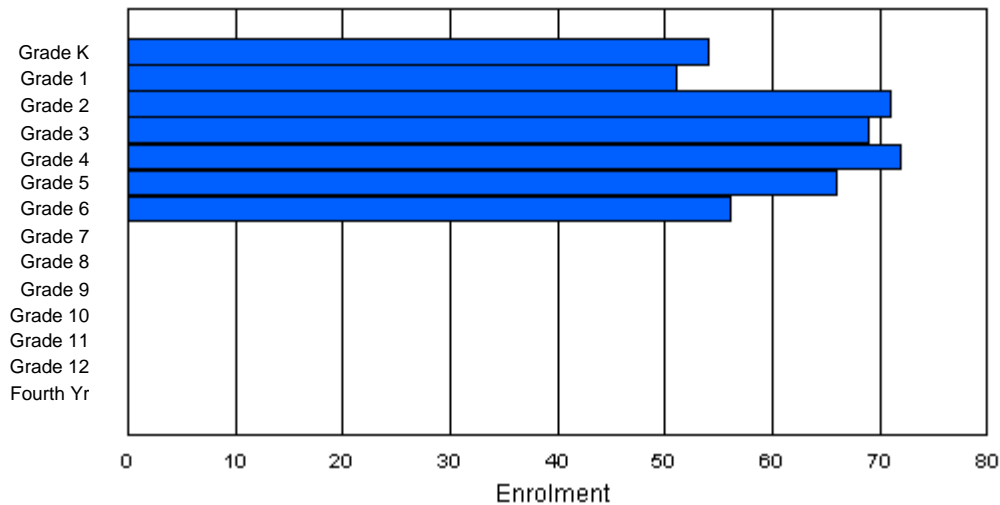
**Enrolment By Age and Gender**

Gender	Age																Total
	5	6	7	8	9	10	11	12	13	14	15	16	17	18	19	20>	
Male	36	28	35	36	30	33	30	1	0	0	0	0	0	0	0	0	229
Female	18	23	35	33	40	32	27	2	0	0	0	0	0	0	0	0	210
Total	54	51	70	69	70	65	57	3	0	0	0	0	0	0	0	0	439

**Enrolment By Grade and Gender**

Gender	Grade														Total
	K	1	2	3	4	5	6	7	8	9	10	11	12	4th	
Male	36	28	37	35	31	35	27	0	0	0	0	0	0	0	229
Female	18	23	34	34	41	31	29	0	0	0	0	0	0	0	210
Total	54	51	71	69	72	66	56	0	0	0	0	0	0	0	439

**Enrolment By Grade**  
For Humber Elementary



\* Data from the 1999-00 AGR(Enrolment/Age as of the last day in Sept./Dec.)

\*\* Newfoundland Statistics Classification System

\*\*\* May include itinerant teachers



District 3 - Deer Lake/Corner Brook/St. Barbe

School #: 066

J.J. Curling Elementary, Corner Brook

Classification: Urban Community/Western Region\*\*

Grades: K-6

Number of Grades: 7

[School FTE PTR : 16.3](#)

[District FTE PTR : 14.0](#)

[Provincial FTE PTR : 14.3](#)

[FTE Teachers](#) \*\*\* : 22.5

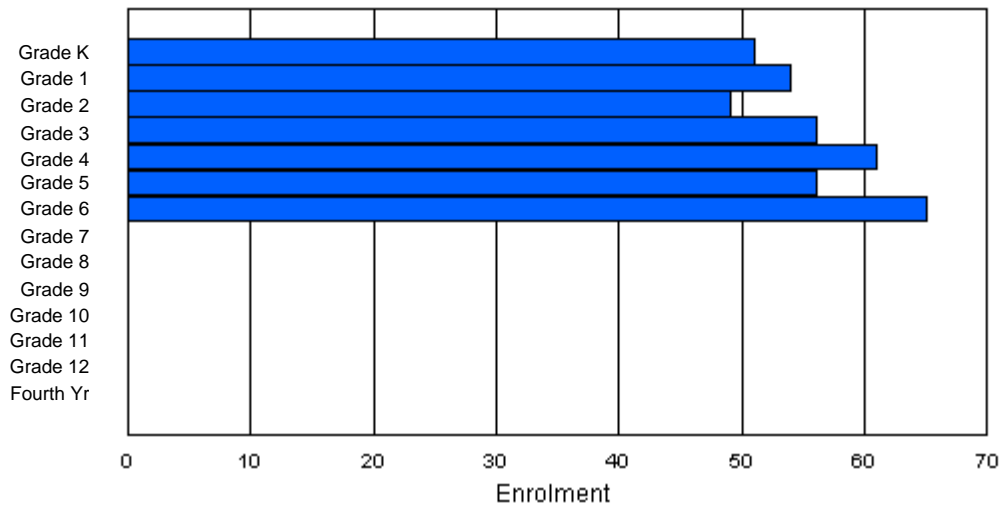
**Enrolment By Age and Gender**

Gender	Age																Total
	5	6	7	8	9	10	11	12	13	14	15	16	17	18	19	20>	
Male	24	23	26	29	28	35	35	1	0	0	0	0	0	0	0	0	201
Female	26	31	22	29	30	20	31	2	0	0	0	0	0	0	0	0	191
<b>Total</b>	<b>50</b>	<b>54</b>	<b>48</b>	<b>58</b>	<b>58</b>	<b>55</b>	<b>66</b>	<b>3</b>	<b>0</b>	<b>0</b>	<b>0</b>	<b>0</b>	<b>0</b>	<b>0</b>	<b>0</b>	<b>0</b>	<b>392</b>

**Enrolment By Grade and Gender**

Gender	Grade														Total
	K	1	2	3	4	5	6	7	8	9	10	11	12	4th	
Male	24	24	26	28	30	36	33	0	0	0	0	0	0	0	201
Female	27	30	23	28	31	20	32	0	0	0	0	0	0	0	191
<b>Total</b>	<b>51</b>	<b>54</b>	<b>49</b>	<b>56</b>	<b>61</b>	<b>56</b>	<b>65</b>	<b>0</b>	<b>0</b>	<b>0</b>	<b>0</b>	<b>0</b>	<b>0</b>	<b>0</b>	<b>392</b>

**Enrolment By Grade**  
For J.J. Curling Elementary



\* Data from the 1999-00 AGR(Enrolment/Age as of the last day in Sept./Dec.)

\*\* Newfoundland Statistics Classification System

\*\*\* May include itinerant teachers

District 3 - Deer Lake/Corner Brook/St. Barbe

School #: 089

Jakeman AG, Trout River

Classification: Rural Community/Western Region\*\*

Grades: K-12

Number of Grades: 13

[School FTE PTR : 9.6](#)

[District FTE PTR : 14.0](#)

[Provincial FTE PTR : 14.3](#)

[FTE Teachers](#) \*\*\* : 14.5

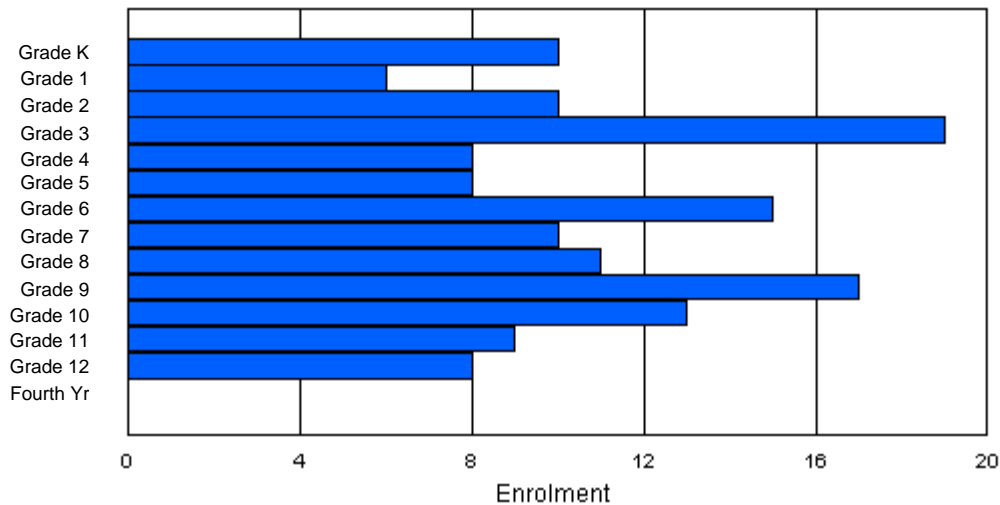
**Enrolment By Age and Gender**

Gender	Age																	Total
	5	6	7	8	9	10	11	12	13	14	15	16	17	18	19	20>		
Male	5	3	4	7	9	4	7	3	4	10	10	6	6	2	0	0	80	
Female	4	4	4	4	8	5	8	4	4	7	5	3	4	0	0	0	64	
<b>Total</b>	<b>9</b>	<b>7</b>	<b>8</b>	<b>11</b>	<b>17</b>	<b>9</b>	<b>15</b>	<b>7</b>	<b>8</b>	<b>17</b>	<b>15</b>	<b>9</b>	<b>10</b>	<b>2</b>	<b>0</b>	<b>0</b>	<b>144</b>	

**Enrolment By Grade and Gender**

Gender	Grade															Total
	K	1	2	3	4	5	6	7	8	9	10	11	12	4th		
Male	6	2	6	12	2	4	7	6	7	10	8	5	5	0	80	
Female	4	4	4	7	6	4	8	4	4	7	5	4	3	0	64	
<b>Total</b>	<b>10</b>	<b>6</b>	<b>10</b>	<b>19</b>	<b>8</b>	<b>8</b>	<b>15</b>	<b>10</b>	<b>11</b>	<b>17</b>	<b>13</b>	<b>9</b>	<b>8</b>	<b>0</b>	<b>144</b>	

**Enrolment By Grade**  
For Jakeman AG



\* Data from the 1999-00 AGR(Enrolment/Age as of the last day in Sept./Dec.)

\*\* Newfoundland Statistics Classification System

\*\*\* May include itinerant teachers

District 3 - Deer Lake/Corner Brook/St. Barbe

School #: 080 Northshore Elementary, Meadows

Classification: Urban Community/Western Region\*\*

Grades: K-6 Number of Grades: 7

[School FTE PTR : 15.0](#)  
[District FTE PTR : 14.0](#)  
[Provincial FTE PTR : 14.3](#)

[FTE Teachers](#) \*\*\* : 21.3

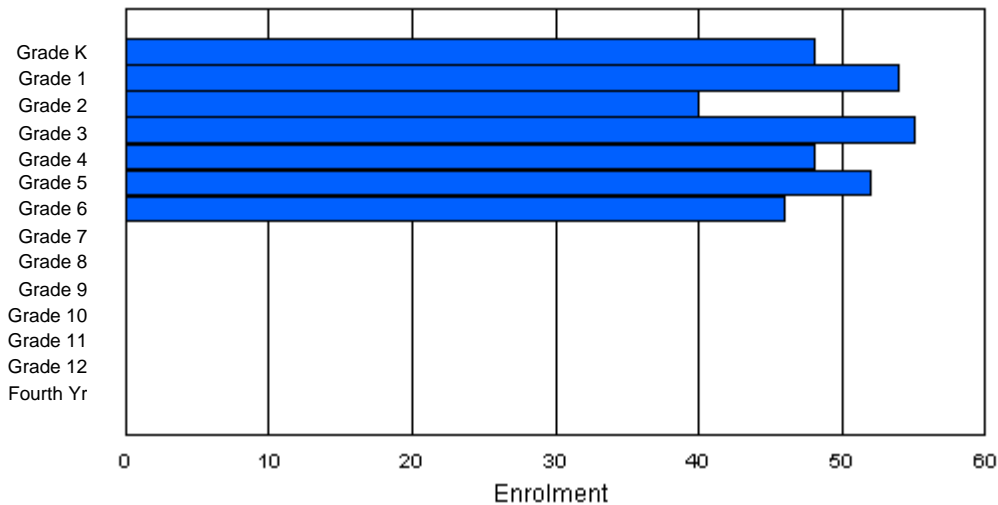
**Enrolment By Age and Gender**

Gender	Age																Total
	5	6	7	8	9	10	11	12	13	14	15	16	17	18	19	20>	
Male	23	31	19	30	28	26	21	1	0	0	0	0	0	0	0	0	179
Female	17	31	14	27	22	24	27	2	0	0	0	0	0	0	0	0	164
<b>Total</b>	<b>40</b>	<b>62</b>	<b>33</b>	<b>57</b>	<b>50</b>	<b>50</b>	<b>48</b>	<b>3</b>	<b>0</b>	<b>0</b>	<b>0</b>	<b>0</b>	<b>0</b>	<b>0</b>	<b>0</b>	<b>0</b>	<b>343</b>

**Enrolment By Grade and Gender**

Gender	Grade														Total
	K	1	2	3	4	5	6	7	8	9	10	11	12	4th	
Male	28	26	24	30	25	27	19	0	0	0	0	0	0	0	179
Female	20	28	16	25	23	25	27	0	0	0	0	0	0	0	164
<b>Total</b>	<b>48</b>	<b>54</b>	<b>40</b>	<b>55</b>	<b>48</b>	<b>52</b>	<b>46</b>	<b>0</b>	<b>0</b>	<b>0</b>	<b>0</b>	<b>0</b>	<b>0</b>	<b>0</b>	<b>343</b>

**Enrolment By Grade**  
For Northshore Elementary



\* Data from the 1999-00 AGR(Enrolment/Age as of the last day in Sept./Dec.)

\*\* Newfoundland Statistics Classification System

\*\*\* May include itinerant teachers

District 3 - Deer Lake/Corner Brook/St. Barbe

School #: 083      Pasadena Academy, Pasadena

Classification: Rural Community/Western Region\*\*

Grades: 7-12      Number of Grades: 6

[School FTE PTR : 15.0](#)

[District FTE PTR : 14.0](#)

[Provincial FTE PTR : 14.3](#)

[FTE Teachers](#) \*\*\* : 22.5

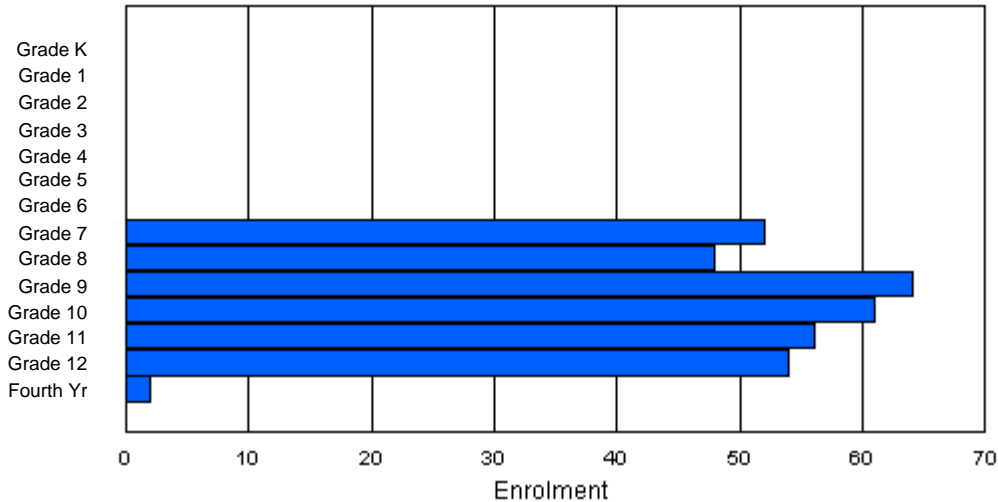
**Enrolment By Age and Gender**

Gender	Age																Total
	5	6	7	8	9	10	11	12	13	14	15	16	17	18	19	20>	
Male	0	0	0	0	0	0	1	31	28	24	30	29	24	5	1	1	174
Female	0	0	0	0	0	0	0	16	21	33	29	32	30	2	0	0	163
<b>Total</b>	0	0	0	0	0	0	1	47	49	57	59	61	54	7	1	1	337

**Enrolment By Grade and Gender**

Gender	Grade															Total
	K	1	2	3	4	5	6	7	8	9	10	11	12	4th		
Male	0	0	0	0	0	0	0	36	27	27	30	28	24	2	174	
Female	0	0	0	0	0	0	0	16	21	37	31	28	30	0	163	
<b>Total</b>	0	0	0	0	0	0	0	52	48	64	61	56	54	2	337	

**Enrolment By Grade**  
For Pasadena Academy



\* Data from the 1999-00 AGR(Enrolment/Age as of the last day in Sept./Dec.)

\*\* Newfoundland Statistics Classification System

\*\*\* May include itinerant teachers

District 3 - Deer Lake/Corner Brook/St. Barbe

School #: 082      Pasadena Elementary, Pasadena

Classification: Rural Community/Western Region\*\*

Grades: K-6      Number of Grades: 7

[School FTE PTR : 14.2](#)

[District FTE PTR : 14.0](#)

[Provincial FTE PTR : 14.3](#)

[FTE Teachers](#) \*\*\* : 20.0

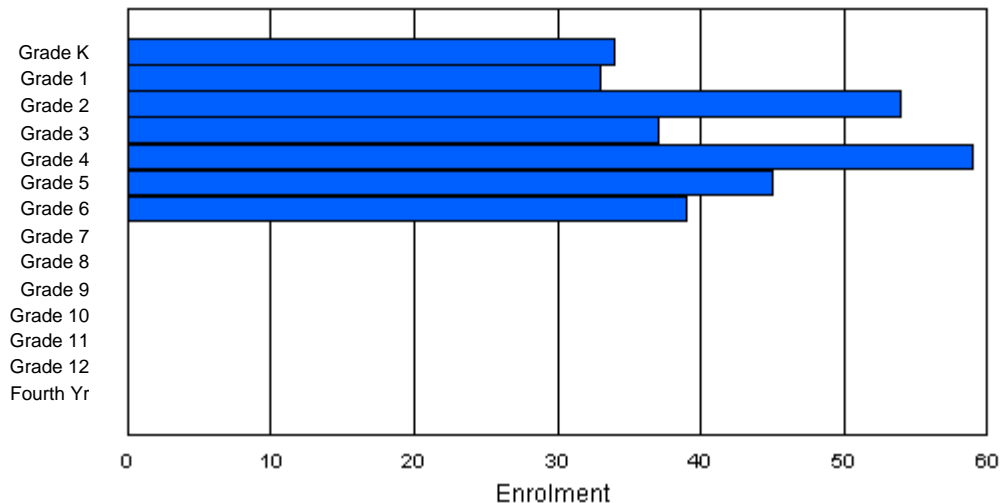
**Enrolment By Age and Gender**

Gender	Age																Total
	5	6	7	8	9	10	11	12	13	14	15	16	17	18	19	20>	
Male	18	26	34	22	27	28	20	2	0	0	0	0	0	0	0	0	177
Female	16	7	17	16	28	22	16	2	0	0	0	0	0	0	0	0	124
<b>Total</b>	<b>34</b>	<b>33</b>	<b>51</b>	<b>38</b>	<b>55</b>	<b>50</b>	<b>36</b>	<b>4</b>	<b>0</b>	<b>0</b>	<b>0</b>	<b>0</b>	<b>0</b>	<b>0</b>	<b>0</b>	<b>0</b>	<b>301</b>

**Enrolment By Grade and Gender**

Gender	Grade														Total
	K	1	2	3	4	5	6	7	8	9	10	11	12	4th	
Male	18	26	36	22	30	24	21	0	0	0	0	0	0	0	177
Female	16	7	18	15	29	21	18	0	0	0	0	0	0	0	124
<b>Total</b>	<b>34</b>	<b>33</b>	<b>54</b>	<b>37</b>	<b>59</b>	<b>45</b>	<b>39</b>	<b>0</b>	<b>0</b>	<b>0</b>	<b>0</b>	<b>0</b>	<b>0</b>	<b>0</b>	<b>301</b>

**Enrolment By Grade**  
For Pasadena Elementary



\* Data from the 1999-00 AGR(Enrolment/Age as of the last day in Sept./Dec.)

\*\* Newfoundland Statistics Classification System

\*\*\* May include itinerant teachers

District 3 - Deer Lake/Corner Brook/St. Barbe

School #: 085      Pollard's Point Primary, Pollard's Point

Classification: Rural Community/Western Region\*\*

Grades: K-3      Number of Grades: 4

[School FTE PTR : 11.6](#)  
[District FTE PTR : 14.0](#)  
[Provincial FTE PTR : 14.3](#)

[FTE Teachers](#) \*\*\* : 4.0

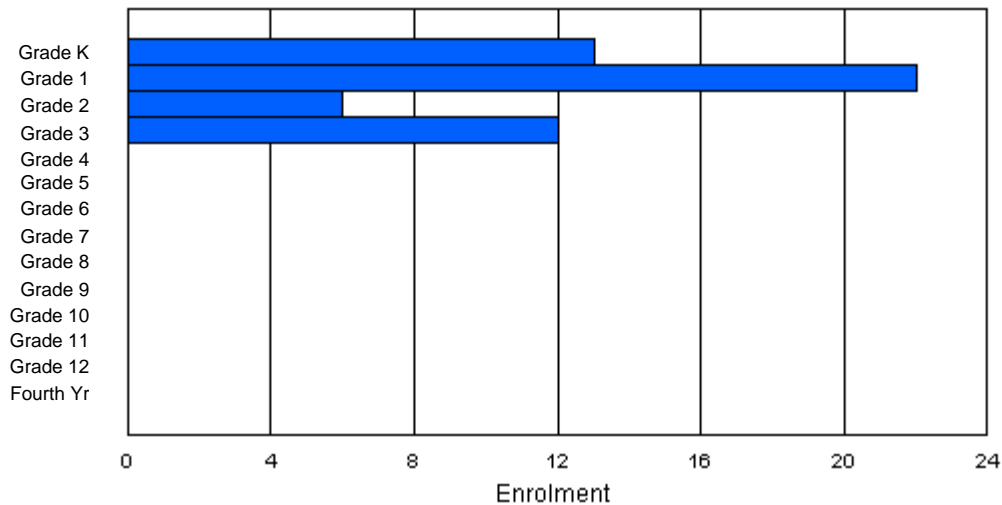
**Enrolment By Age and Gender**

Gender	Age																Total
	5	6	7	8	9	10	11	12	13	14	15	16	17	18	19	20>	
Male	6	9	5	7	0	0	0	0	0	0	0	0	0	0	0	0	27
Female	7	13	1	5	0	0	0	0	0	0	0	0	0	0	0	0	26
<b>Total</b>	<b>13</b>	<b>22</b>	<b>6</b>	<b>12</b>	<b>0</b>	<b>0</b>	<b>0</b>	<b>0</b>	<b>0</b>	<b>0</b>	<b>0</b>	<b>0</b>	<b>0</b>	<b>0</b>	<b>0</b>	<b>0</b>	<b>53</b>

**Enrolment By Grade and Gender**

Gender	Grade															Total
	K	1	2	3	4	5	6	7	8	9	10	11	12	4th		
Male	6	9	5	7	0	0	0	0	0	0	0	0	0	0	0	27
Female	7	13	1	5	0	0	0	0	0	0	0	0	0	0	0	26
<b>Total</b>	<b>13</b>	<b>22</b>	<b>6</b>	<b>12</b>	<b>0</b>	<b>0</b>	<b>0</b>	<b>0</b>	<b>0</b>	<b>0</b>	<b>0</b>	<b>0</b>	<b>0</b>	<b>0</b>	<b>0</b>	<b>53</b>

**Enrolment By Grade**  
For Pollard's Point Primary



\* Data from the 1999-00 AGR(Enrolment/Age as of the last day in Sept./Dec.)

\*\* Newfoundland Statistics Classification System

\*\*\* May include itinerant teachers

District 3 - Deer Lake/Corner Brook/St. Barbe

School #: 067

Presentation Junior High School, Corner Brook

Classification: Urban Community/Western Region\*\*

Grades: 7-9

Number of Grades: 3

[School FTE PTR : 16.7](#)

[District FTE PTR : 14.0](#)

[Provincial FTE PTR : 14.3](#)

[FTE Teachers](#) \*\*\* : 25.8

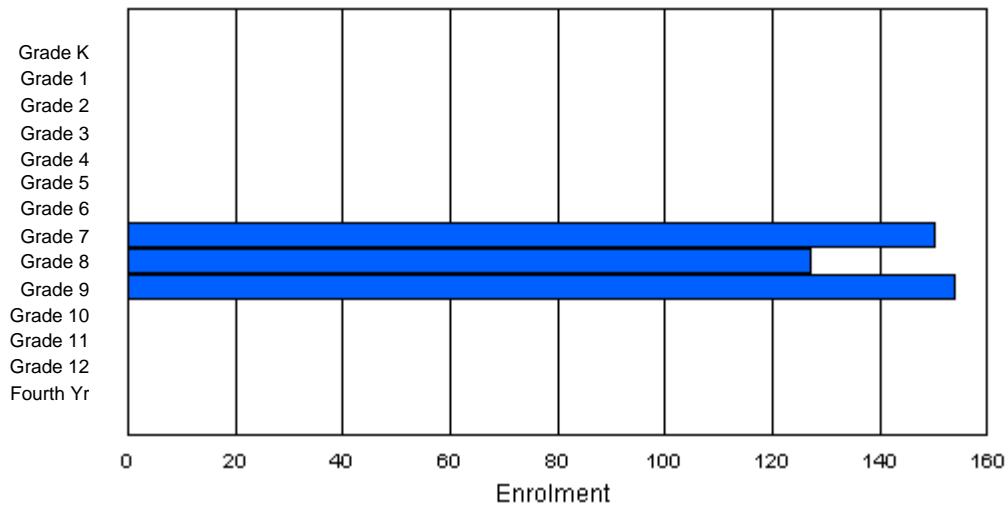
**Enrolment By Age and Gender**

Gender	Age																Total
	5	6	7	8	9	10	11	12	13	14	15	16	17	18	19	20>	
Male	0	0	0	0	0	0	4	64	63	84	15	1	0	0	0	0	231
Female	0	0	0	0	0	0	2	57	66	69	6	0	0	0	0	0	200
<b>Total</b>	0	0	0	0	0	0	6	121	129	153	21	1	0	0	0	0	431

**Enrolment By Grade and Gender**

Gender	Grade															Total
	K	1	2	3	4	5	6	7	8	9	10	11	12	4th		
Male	0	0	0	0	0	0	0	80	67	84	0	0	0	0	231	
Female	0	0	0	0	0	0	0	70	60	70	0	0	0	0	200	
<b>Total</b>	0	0	0	0	0	0	0	150	127	154	0	0	0	0	431	

**Enrolment By Grade**  
For Presentation Junior High School



\* Data from the 1999-00 AGR(Enrolment/Age as of the last day in Sept./Dec.)

\*\* Newfoundland Statistics Classification System

\*\*\* May include itinerant teachers

District 3 - Deer Lake/Corner Brook/St. Barbe

School #: 068 Regina High School, Corner Brook

Classification: Urban Community/Western Region\*\*

Grades: 10-12 Number of Grades: 3

[School FTE PTR : 15.4](#)  
[District FTE PTR : 14.0](#)  
[Provincial FTE PTR : 14.3](#)

[FTE Teachers](#) \*\*\* : 33.5

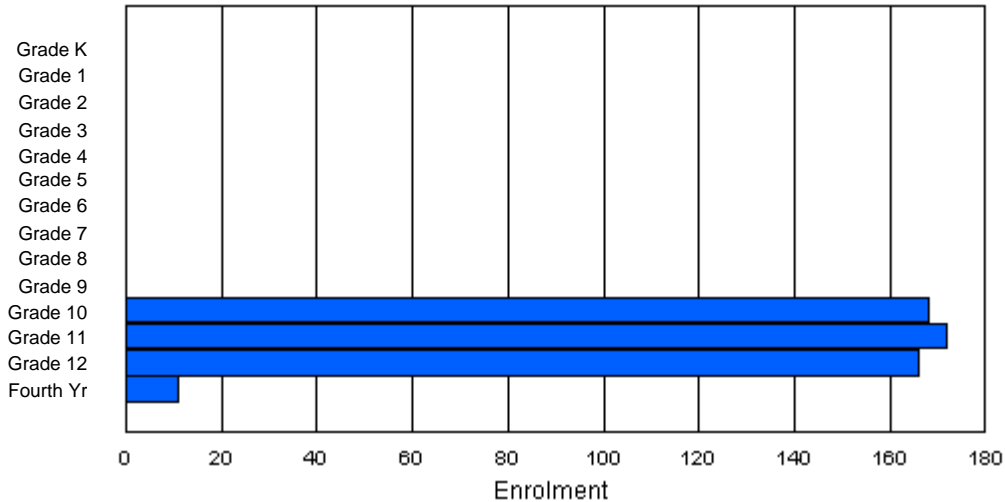
**Enrolment By Age and Gender**

Gender	Age																Total
	5	6	7	8	9	10	11	12	13	14	15	16	17	18	19	20>	
Male	0	0	0	0	0	0	0	0	0	1	70	90	89	17	0	0	267
Female	0	0	0	0	0	0	0	0	0	0	71	87	84	5	1	2	250
Total	0	0	0	0	0	0	0	0	0	1	141	177	173	22	1	2	517

**Enrolment By Grade and Gender**

Gender	Grade															Total
	K	1	2	3	4	5	6	7	8	9	10	11	12	4th		
Male	0	0	0	0	0	0	0	0	0	0	88	91	79	9	267	
Female	0	0	0	0	0	0	0	0	0	0	80	81	87	2	250	
Total	0	0	0	0	0	0	0	0	0	0	168	172	166	11	517	

**Enrolment By Grade**  
For Regina High School



\* Data from the 1999-00 AGR(Enrolment/Age as of the last day in Sept./Dec.)

\*\* Newfoundland Statistics Classification System

\*\*\* May include itinerant teachers



District 3 - Deer Lake/Corner Brook/St. Barbe

School #: 086

Rocky Harbour Elementary, Rocky Harbour

Classification: Rural Community/Western Region\*\*

Grades: K-6

Number of Grades: 7

[School FTE PTR : 15.2](#)

[District FTE PTR : 14.0](#)

[Provincial FTE PTR : 14.3](#)

[FTE Teachers](#) \*\*\* : 10.0

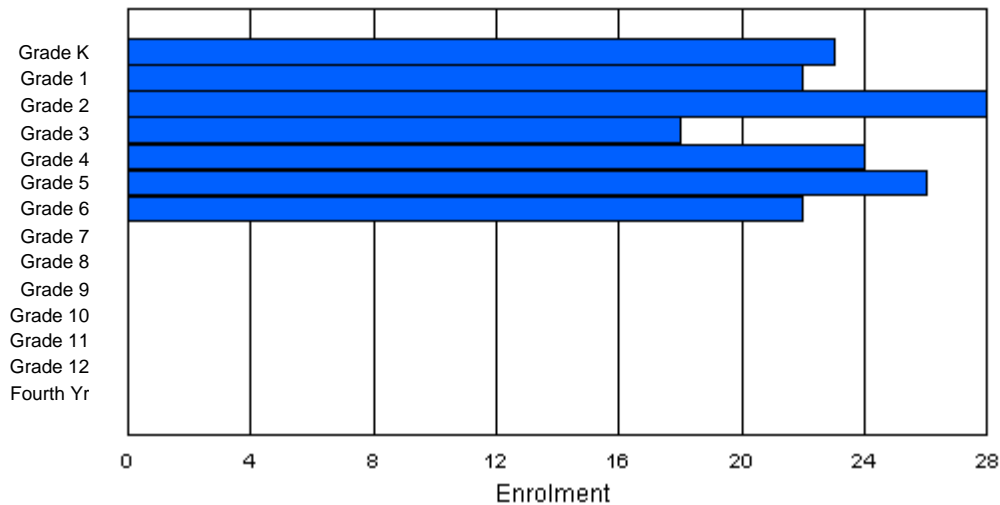
**Enrolment By Age and Gender**

Gender	Age																Total
	5	6	7	8	9	10	11	12	13	14	15	16	17	18	19	20>	
Male	10	11	16	9	13	17	15	2	1	0	0	0	0	0	0	0	94
Female	12	11	13	5	12	9	4	3	0	0	0	0	0	0	0	0	69
<b>Total</b>	<b>22</b>	<b>22</b>	<b>29</b>	<b>14</b>	<b>25</b>	<b>26</b>	<b>19</b>	<b>5</b>	<b>1</b>	<b>0</b>	<b>0</b>	<b>0</b>	<b>0</b>	<b>0</b>	<b>0</b>	<b>0</b>	<b>163</b>

**Enrolment By Grade and Gender**

Gender	Grade														Total
	K	1	2	3	4	5	6	7	8	9	10	11	12	4th	
Male	11	11	15	12	13	17	15	0	0	0	0	0	0	0	94
Female	12	11	13	6	11	9	7	0	0	0	0	0	0	0	69
<b>Total</b>	<b>23</b>	<b>22</b>	<b>28</b>	<b>18</b>	<b>24</b>	<b>26</b>	<b>22</b>	<b>0</b>	<b>0</b>	<b>0</b>	<b>0</b>	<b>0</b>	<b>0</b>	<b>0</b>	<b>163</b>

**Enrolment By Grade**  
For Rocky Harbour Elementary



\* Data from the 1999-00 AGR(Enrolment/Age as of the last day in Sept./Dec.)

\*\* Newfoundland Statistics Classification System

\*\*\* May include itinerant teachers

District 3 - Deer Lake/Corner Brook/St. Barbe

School #: 069

Sacred Heart Elementary, Corner Brook

Classification: Urban Community/Western Region\*\*

Grades: K-6

Number of Grades: 7

[School FTE PTR : 15.7](#)

[District FTE PTR : 14.0](#)

[Provincial FTE PTR : 14.3](#)

[FTE Teachers](#) \*\*\* : 18.8

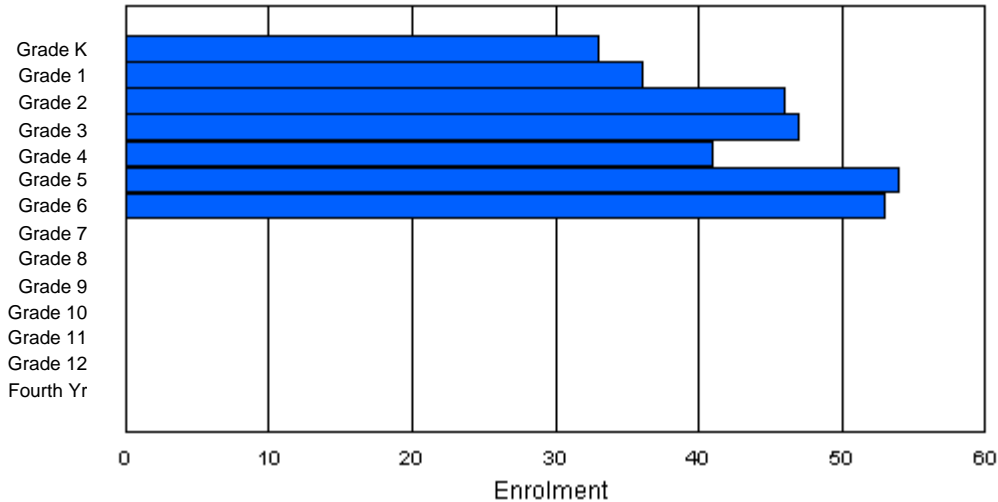
**Enrolment By Age and Gender**

Gender	Age																Total
	5	6	7	8	9	10	11	12	13	14	15	16	17	18	19	20>	
Male	16	18	19	30	22	26	23	5	0	0	0	0	0	0	0	0	159
Female	16	18	27	16	20	25	27	2	0	0	0	0	0	0	0	0	151
<b>Total</b>	<b>32</b>	<b>36</b>	<b>46</b>	<b>46</b>	<b>42</b>	<b>51</b>	<b>50</b>	<b>7</b>	<b>0</b>	<b>0</b>	<b>0</b>	<b>0</b>	<b>0</b>	<b>0</b>	<b>0</b>	<b>0</b>	<b>310</b>

**Enrolment By Grade and Gender**

Gender	Grade														Total
	K	1	2	3	4	5	6	7	8	9	10	11	12	4th	
Male	17	18	19	31	21	27	26	0	0	0	0	0	0	0	159
Female	16	18	27	16	20	27	27	0	0	0	0	0	0	0	151
<b>Total</b>	<b>33</b>	<b>36</b>	<b>46</b>	<b>47</b>	<b>41</b>	<b>54</b>	<b>53</b>	<b>0</b>	<b>0</b>	<b>0</b>	<b>0</b>	<b>0</b>	<b>0</b>	<b>0</b>	<b>310</b>

**Enrolment By Grade**  
For Sacred Heart Elementary



\* Data from the 1999-00 AGR(Enrolment/Age as of the last day in Sept./Dec.)

\*\* Newfoundland Statistics Classification System

\*\*\* May include itinerant teachers

District 3 - Deer Lake/Corner Brook/St. Barbe

School #: 088

Sop's Arm Central High, Sop's Arm

Classification: Rural Community/Western Region\*\*

Grades: 4-12

Number of Grades: 9

[School FTE PTR : 11.1](#)

[District FTE PTR : 14.0](#)

[Provincial FTE PTR : 14.3](#)

[FTE Teachers](#) \*\*\* : 14.0

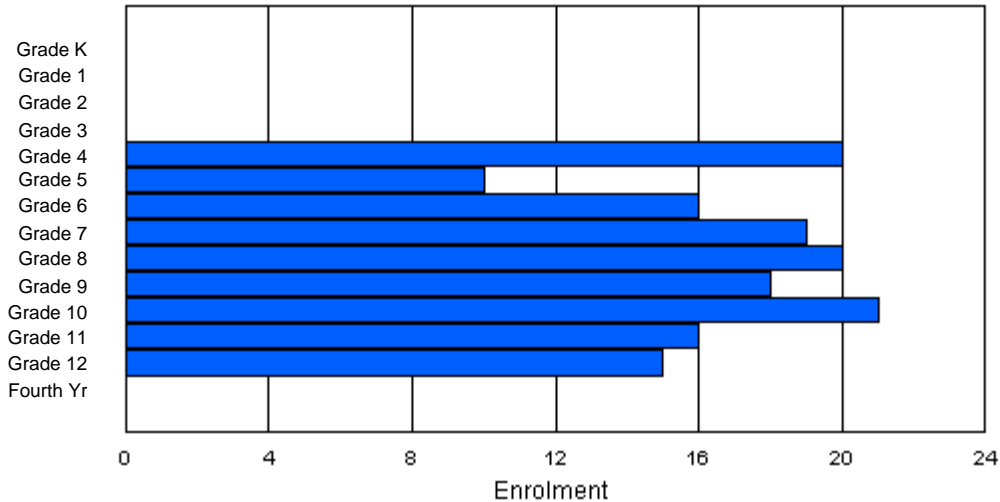
**Enrolment By Age and Gender**

Gender	Age																	Total
	5	6	7	8	9	10	11	12	13	14	15	16	17	18	19	20>		
Male	0	0	0	0	6	8	8	10	12	11	12	9	8	1	0	0	85	
Female	0	0	0	0	13	2	9	9	4	7	7	9	10	0	0	0	70	
<b>Total</b>	<b>0</b>	<b>0</b>	<b>0</b>	<b>0</b>	<b>19</b>	<b>10</b>	<b>17</b>	<b>19</b>	<b>16</b>	<b>18</b>	<b>19</b>	<b>18</b>	<b>18</b>	<b>1</b>	<b>0</b>	<b>0</b>	<b>155</b>	

**Enrolment By Grade and Gender**

Gender	Grade															Total
	K	1	2	3	4	5	6	7	8	9	10	11	12	4th		
Male	0	0	0	0	7	8	7	10	13	13	13	9	5	0	85	
Female	0	0	0	0	13	2	9	9	7	5	8	7	10	0	70	
<b>Total</b>	<b>0</b>	<b>0</b>	<b>0</b>	<b>0</b>	<b>20</b>	<b>10</b>	<b>16</b>	<b>19</b>	<b>20</b>	<b>18</b>	<b>21</b>	<b>16</b>	<b>15</b>	<b>0</b>	<b>155</b>	

**Enrolment By Grade**  
For Sop's Arm Central High



\* Data from the 1999-00 AGR(Enrolment/Age as of the last day in Sept./Dec.)

\*\* Newfoundland Statistics Classification System

\*\*\* May include itinerant teachers

District 3 - Deer Lake/Corner Brook/St. Barbe

School #: 392

St. Francis Elementary, Parsons Pond

Classification: Rural Community/Western Region\*\*

Grades: K-6

Number of Grades: 7

[School FTE PTR : 13.8](#)

[District FTE PTR : 14.0](#)

[Provincial FTE PTR : 14.3](#)

[FTE Teachers](#) \*\*\* : 4.0

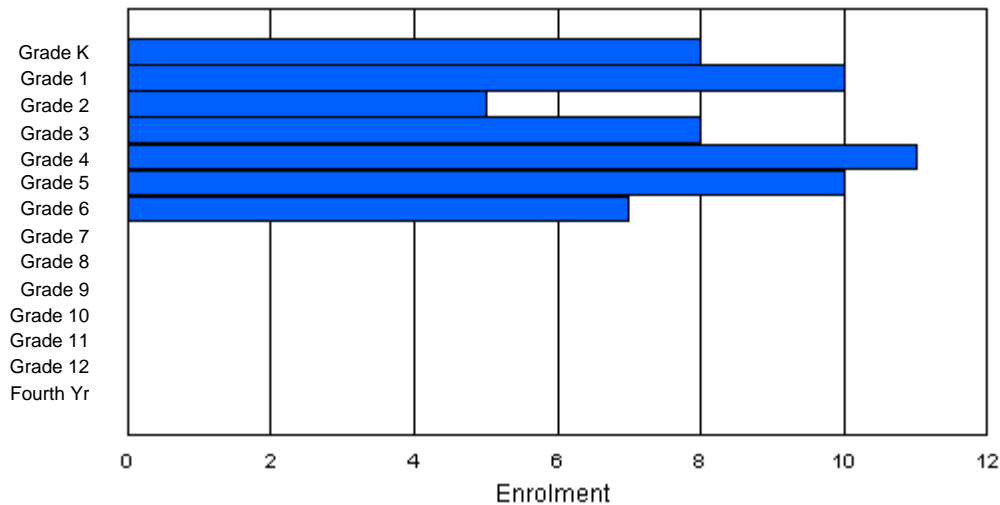
**Enrolment By Age and Gender**

Gender	Age																Total
	5	6	7	8	9	10	11	12	13	14	15	16	17	18	19	20>	
Male	3	5	2	3	3	8	4	0	0	0	0	0	0	0	0	0	28
Female	5	5	3	5	5	5	3	0	0	0	0	0	0	0	0	0	31
<b>Total</b>	<b>8</b>	<b>10</b>	<b>5</b>	<b>8</b>	<b>8</b>	<b>13</b>	<b>7</b>	<b>0</b>	<b>0</b>	<b>0</b>	<b>0</b>	<b>0</b>	<b>0</b>	<b>0</b>	<b>0</b>	<b>0</b>	<b>59</b>

**Enrolment By Grade and Gender**

Gender	Grade															Total
	K	1	2	3	4	5	6	7	8	9	10	11	12	4th		
Male	3	5	2	3	5	6	4	0	0	0	0	0	0	0	0	28
Female	5	5	3	5	6	4	3	0	0	0	0	0	0	0	0	31
<b>Total</b>	<b>8</b>	<b>10</b>	<b>5</b>	<b>8</b>	<b>11</b>	<b>10</b>	<b>7</b>	<b>0</b>	<b>0</b>	<b>0</b>	<b>0</b>	<b>0</b>	<b>0</b>	<b>0</b>	<b>0</b>	<b>59</b>

**Enrolment By Grade**  
For St. Francis Elementary



\* Data from the 1999-00 AGR(Enrolment/Age as of the last day in Sept./Dec.)

\*\* Newfoundland Statistics Classification System

\*\*\* May include itinerant teachers

District 3 - Deer Lake/Corner Brook/St. Barbe

School #: 070

St. Gerard's Elementary, Corner Brook

Classification: Urban Community/Western Region\*\*

Grades: K-6

Number of Grades: 7

[School FTE PTR : 15.2](#)

[District FTE PTR : 14.0](#)

[Provincial FTE PTR : 14.3](#)

[FTE Teachers](#) \*\*\* : 12.5

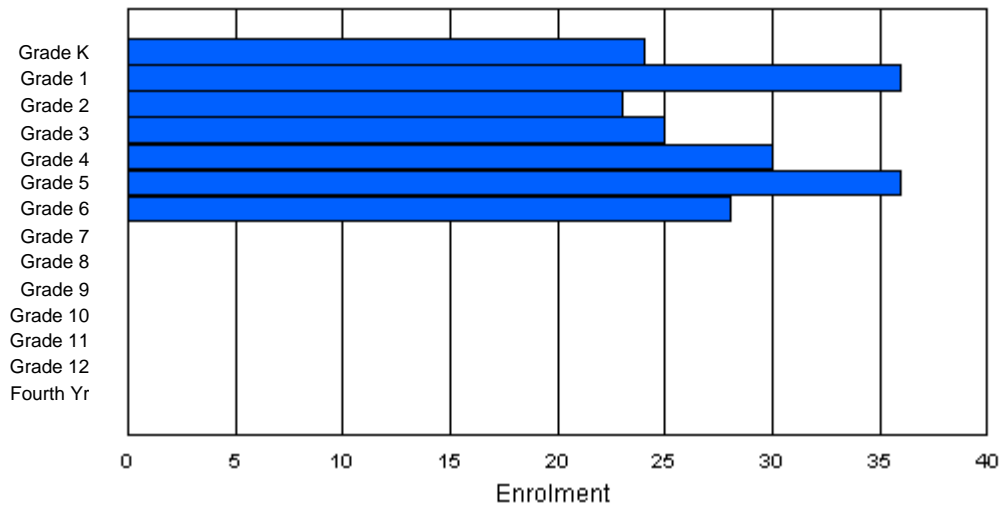
**Enrolment By Age and Gender**

Gender	Age																Total
	5	6	7	8	9	10	11	12	13	14	15	16	17	18	19	20>	
Male	13	15	9	16	14	18	10	1	0	0	0	0	0	0	0	0	96
Female	11	20	14	12	13	20	16	0	0	0	0	0	0	0	0	0	106
<b>Total</b>	<b>24</b>	<b>35</b>	<b>23</b>	<b>28</b>	<b>27</b>	<b>38</b>	<b>26</b>	<b>1</b>	<b>0</b>	<b>0</b>	<b>0</b>	<b>0</b>	<b>0</b>	<b>0</b>	<b>0</b>	<b>0</b>	<b>202</b>

**Enrolment By Grade and Gender**

Gender	Grade														Total
	K	1	2	3	4	5	6	7	8	9	10	11	12	4th	
Male	13	15	10	16	14	17	11	0	0	0	0	0	0	0	96
Female	11	21	13	9	16	19	17	0	0	0	0	0	0	0	106
<b>Total</b>	<b>24</b>	<b>36</b>	<b>23</b>	<b>25</b>	<b>30</b>	<b>36</b>	<b>28</b>	<b>0</b>	<b>0</b>	<b>0</b>	<b>0</b>	<b>0</b>	<b>0</b>	<b>0</b>	<b>202</b>

**Enrolment By Grade**  
For St. Gerard's Elementary



\* Data from the 1999-00 AGR(Enrolment/Age as of the last day in Sept./Dec.)

\*\* Newfoundland Statistics Classification System

\*\*\* May include itinerant teachers

District 3 - Deer Lake/Corner Brook/St. Barbe

School #: 079

St. James AG, Lark Harbour

Classification: Rural Community/Western Region\*\*

Grades: K-12

Number of Grades: 13

[School FTE PTR : 10.4](#)

[District FTE PTR : 14.0](#)

[Provincial FTE PTR : 14.3](#)

[FTE Teachers](#) \*\*\* : 17.0

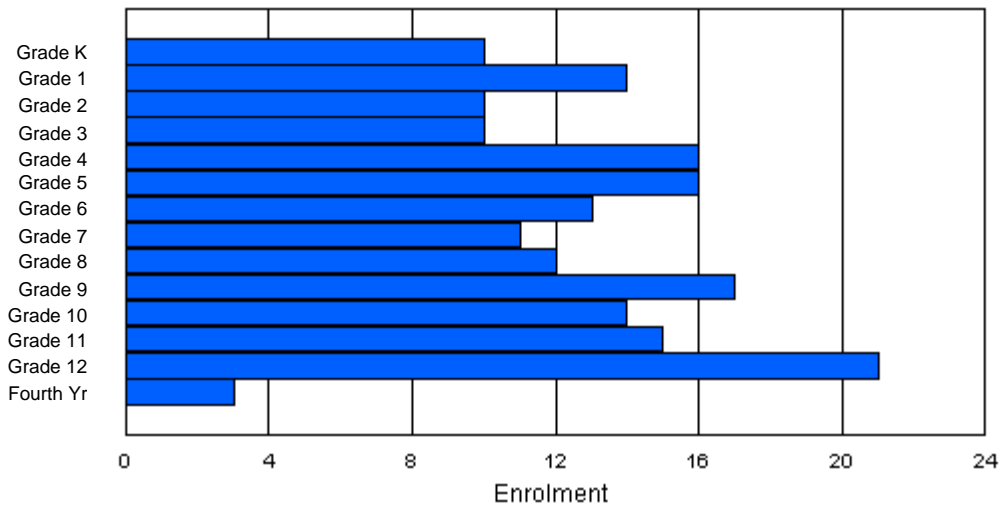
**Enrolment By Age and Gender**

Gender	Age																	Total
	5	6	7	8	9	10	11	12	13	14	15	16	17	18	19	20>		
Male	4	6	4	5	8	8	7	7	5	11	8	6	10	2	2	0	93	
Female	6	8	6	4	8	7	3	8	4	7	4	13	10	1	0	0	89	
<b>Total</b>	<b>10</b>	<b>14</b>	<b>10</b>	<b>9</b>	<b>16</b>	<b>15</b>	<b>10</b>	<b>15</b>	<b>9</b>	<b>18</b>	<b>12</b>	<b>19</b>	<b>20</b>	<b>3</b>	<b>2</b>	<b>0</b>	<b>182</b>	

**Enrolment By Grade and Gender**

Gender	Grade															Total
	K	1	2	3	4	5	6	7	8	9	10	11	12	4th		
Male	4	6	4	6	8	10	8	4	8	10	8	3	11	3	93	
Female	6	8	6	4	8	6	5	7	4	7	6	12	10	0	89	
<b>Total</b>	<b>10</b>	<b>14</b>	<b>10</b>	<b>10</b>	<b>16</b>	<b>16</b>	<b>13</b>	<b>11</b>	<b>12</b>	<b>17</b>	<b>14</b>	<b>15</b>	<b>21</b>	<b>3</b>	<b>182</b>	

**Enrolment By Grade**  
For St. James AG



\* Data from the 1999-00 AGR(Enrolment/Age as of the last day in Sept./Dec.)

\*\* Newfoundland Statistics Classification System

\*\*\* May include itinerant teachers

District 3 - Deer Lake/Corner Brook/St. Barbe

School #: 057

St. Peter's Academy, Benoit's Cove

Classification: Rural Community/Western Region\*\*

Grades: K-9

Number of Grades: 10

[School FTE PTR : 13.1](#)

[District FTE PTR : 14.0](#)

[Provincial FTE PTR : 14.3](#)

[FTE Teachers](#) \*\*\* : 21.0

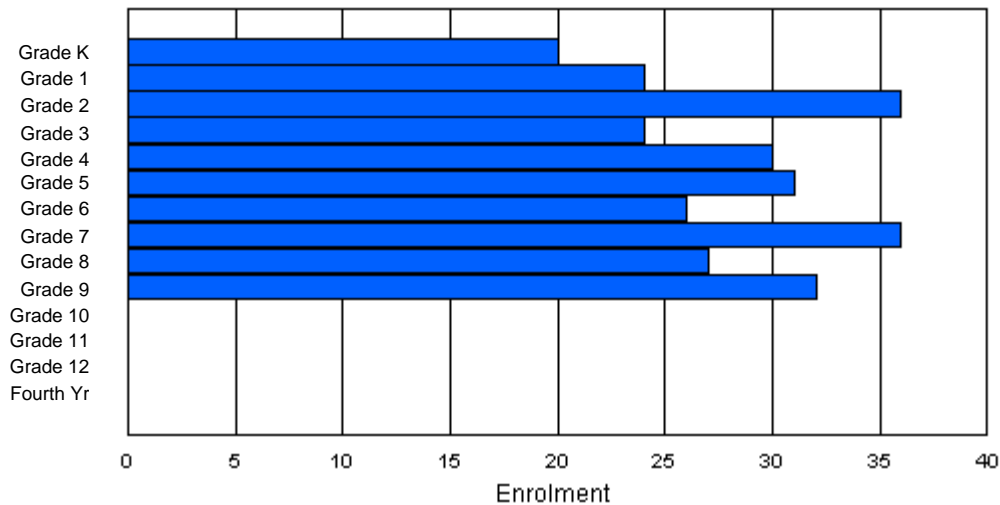
**Enrolment By Age and Gender**

Gender	Age																Total
	5	6	7	8	9	10	11	12	13	14	15	16	17	18	19	20>	
Male	9	14	16	9	13	24	9	14	12	21	2	0	0	0	0	0	143
Female	11	10	20	15	17	7	17	19	15	10	2	0	0	0	0	0	143
<b>Total</b>	<b>20</b>	<b>24</b>	<b>36</b>	<b>24</b>	<b>30</b>	<b>31</b>	<b>26</b>	<b>33</b>	<b>27</b>	<b>31</b>	<b>4</b>	<b>0</b>	<b>0</b>	<b>0</b>	<b>0</b>	<b>0</b>	<b>286</b>

**Enrolment By Grade and Gender**

Gender	Grade															Total
	K	1	2	3	4	5	6	7	8	9	10	11	12	4th		
Male	9	14	16	9	13	24	9	15	14	20	0	0	0	0	143	
Female	11	10	20	15	17	7	17	21	13	12	0	0	0	0	143	
<b>Total</b>	<b>20</b>	<b>24</b>	<b>36</b>	<b>24</b>	<b>30</b>	<b>31</b>	<b>26</b>	<b>36</b>	<b>27</b>	<b>32</b>	<b>0</b>	<b>0</b>	<b>0</b>	<b>0</b>	<b>286</b>	

**Enrolment By Grade**  
For St. Peter's Academy



\* Data from the 1999-00 AGR(Enrolment/Age as of the last day in Sept./Dec.)

\*\* Newfoundland Statistics Classification System

\*\*\* May include itinerant teachers

District 3 - Deer Lake/Corner Brook/St. Barbe

School #: 076

St. Peter's All Grade School, Harbour Deep

Classification: Rural Community/Western Region\*\*

Grades: K,2-9

Number of Grades: 9

[School FTE PTR : 8.3](#)

[District FTE PTR : 14.0](#)

[Provincial FTE PTR : 14.3](#)

[FTE Teachers](#) \*\*\* : 3.0

**Enrolment By Age and Gender**

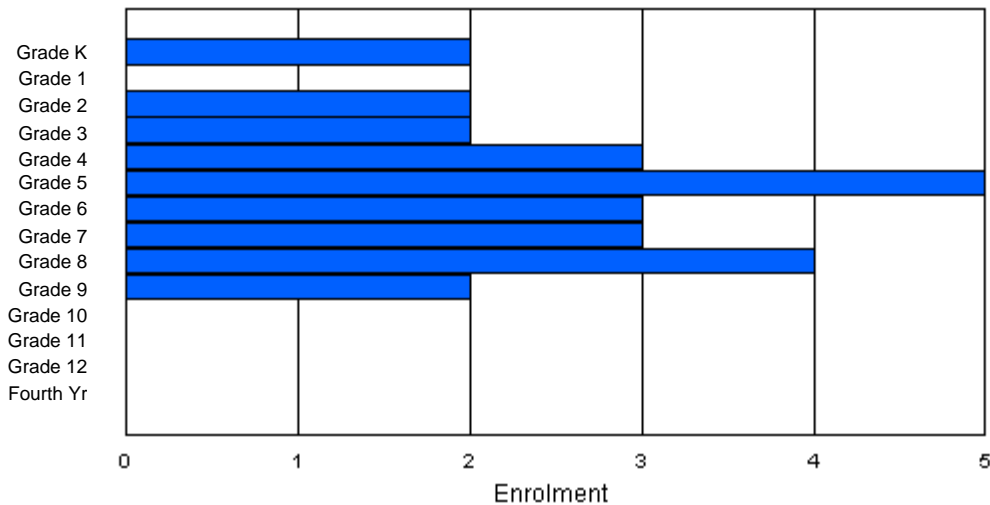
Gender	Age																Total
	5	6	7	8	9	10	11	12	13	14	15	16	17	18	19	20>	
Male	1	0	0	0	2	2	2	0	3	1	1	0	0	0	0	0	12
Female	1	0	2	2	1	3	1	3	1	0	0	0	0	0	0	0	14
<b>Total</b>	<b>2</b>	<b>0</b>	<b>2</b>	<b>2</b>	<b>3</b>	<b>5</b>	<b>3</b>	<b>3</b>	<b>4</b>	<b>1</b>	<b>1</b>	<b>0</b>	<b>0</b>	<b>0</b>	<b>0</b>	<b>0</b>	<b>26</b>

**Enrolment By Grade and Gender**

Gender	Grade															Total
	K	1	2	3	4	5	6	7	8	9	10	11	12	4th		
Male	1	0	0	0	2	2	2	0	3	2	0	0	0	0	12	
Female	1	0	2	2	1	3	1	3	1	0	0	0	0	0	14	
<b>Total</b>	<b>2</b>	<b>0</b>	<b>2</b>	<b>2</b>	<b>3</b>	<b>5</b>	<b>3</b>	<b>3</b>	<b>4</b>	<b>2</b>	<b>0</b>	<b>0</b>	<b>0</b>	<b>0</b>	<b>26</b>	

**Enrolment By Grade**

For St. Peter's All Grade School



\* Data from the 1999-00 AGR(Enrolment/Age as of the last day in Sept./Dec.)

\*\* Newfoundland Statistics Classification System

\*\*\* May include itinerant teachers



District 3 - Deer Lake/Corner Brook/St. Barbe

School #: 074

Templeton Collegiate, Gillams

Classification: Rural Community/Western Region\*\*

Grades: 7-12

Number of Grades: 6

[School FTE PTR : 16.3](#)

[District FTE PTR : 14.0](#)

[Provincial FTE PTR : 14.3](#)

[FTE Teachers](#) \*\*\* : 23.3

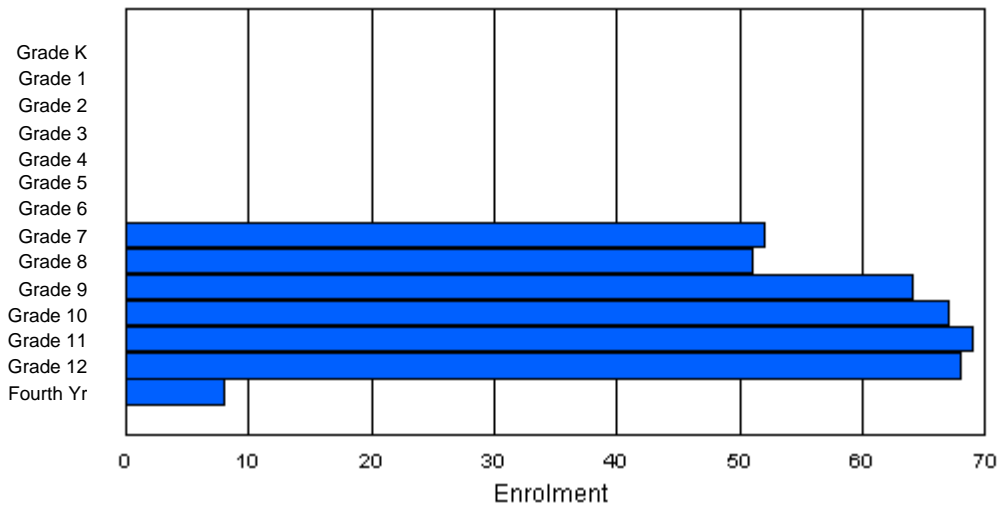
**Enrolment By Age and Gender**

Gender	Age																Total
	5	6	7	8	9	10	11	12	13	14	15	16	17	18	19	20>	
Male	0	0	0	0	0	0	0	25	19	32	28	46	37	12	2	0	201
Female	0	0	0	0	0	0	0	22	27	31	35	20	38	5	0	0	178
<b>Total</b>	0	0	0	0	0	0	0	47	46	63	63	66	75	17	2	0	379

**Enrolment By Grade and Gender**

Gender	Grade															Total
	K	1	2	3	4	5	6	7	8	9	10	11	12	4th		
Male	0	0	0	0	0	0	0	28	21	33	35	43	36	5	201	
Female	0	0	0	0	0	0	0	24	30	31	32	26	32	3	178	
<b>Total</b>	0	0	0	0	0	0	0	52	51	64	67	69	68	8	379	

**Enrolment By Grade**  
For Templeton Collegiate



\* Data from the 1999-00 AGR(Enrolment/Age as of the last day in Sept./Dec.)

\*\* Newfoundland Statistics Classification System

\*\*\* May include itinerant teachers

District 3 - Deer Lake/Corner Brook/St. Barbe

School #: 391

Xavier Junior High, Deer Lake

Classification: Urban Community/Western Region\*\*

Grades: 7-9

Number of Grades: 3

[School FTE PTR : 15.3](#)

[District FTE PTR : 14.0](#)

[Provincial FTE PTR : 14.3](#)

[FTE Teachers](#) \*\*\* : 19.8

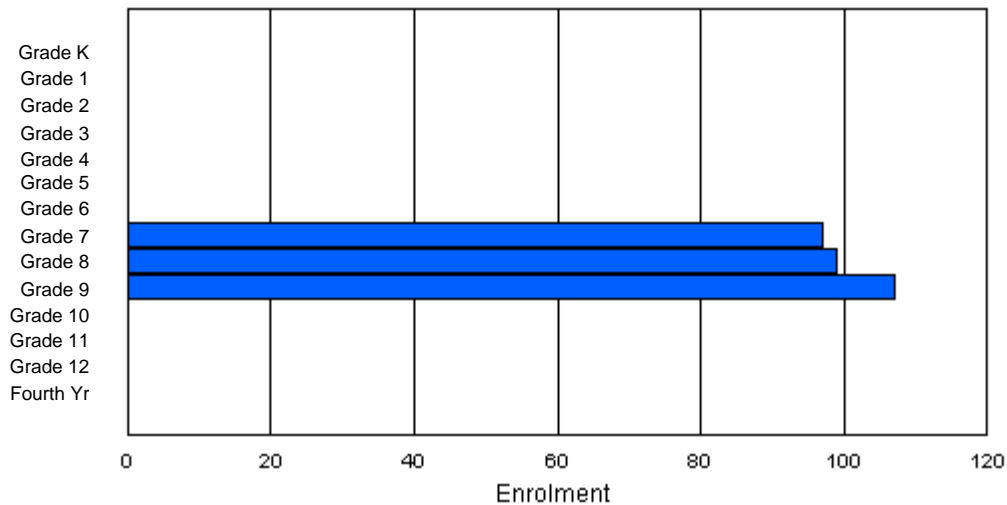
**Enrolment By Age and Gender**

Gender	Age																Total
	5	6	7	8	9	10	11	12	13	14	15	16	17	18	19	20>	
Male	0	0	0	0	0	0	0	48	46	48	16	0	0	0	0	0	158
Female	0	0	0	0	0	0	0	44	50	49	2	0	0	0	0	0	145
Total	0	0	0	0	0	0	0	92	96	97	18	0	0	0	0	0	303

**Enrolment By Grade and Gender**

Gender	Grade															Total
	K	1	2	3	4	5	6	7	8	9	10	11	12	4th		
Male	0	0	0	0	0	0	0	53	47	58	0	0	0	0	158	
Female	0	0	0	0	0	0	0	44	52	49	0	0	0	0	145	
Total	0	0	0	0	0	0	0	97	99	107	0	0	0	0	303	

**Enrolment By Grade**  
For Xavier Junior High



\* Data from the 1999-00 AGR(Enrolment/Age as of the last day in Sept./Dec.)

\*\* Newfoundland Statistics Classification System

\*\*\* May include itinerant teachers

District 4 - Cormack Trail

School #: 102

All Saints All-Grade, Grey River

Classification: Rural Community/Southern Region\*\*

Grades: K-2,5-12

Number of Grades: 11

[School FTE PTR : 8.4](#)

[District FTE PTR : 13.4](#)

[Provincial FTE PTR : 14.3](#)

[FTE Teachers](#) \*\*\* : 4.0

**Enrolment By Age and Gender**

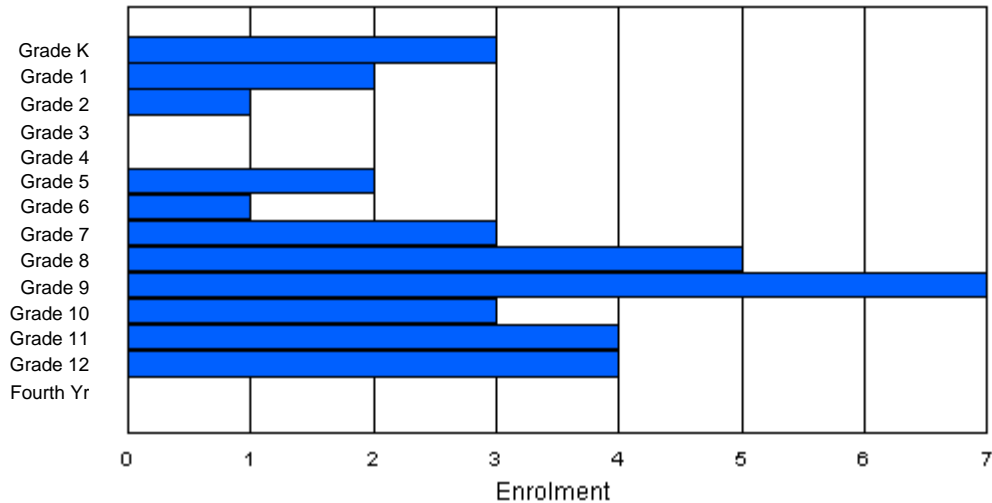
Gender	Age																Total
	5	6	7	8	9	10	11	12	13	14	15	16	17	18	19	20>	
Male	1	1	0	0	0	1	1	1	4	4	1	1	2	1	0	0	18
Female	2	1	1	0	0	1	0	1	1	4	2	2	2	0	0	0	17
<b>Total</b>	<b>3</b>	<b>2</b>	<b>1</b>	<b>0</b>	<b>0</b>	<b>2</b>	<b>1</b>	<b>2</b>	<b>5</b>	<b>8</b>	<b>3</b>	<b>3</b>	<b>4</b>	<b>1</b>	<b>0</b>	<b>0</b>	<b>35</b>

**Enrolment By Grade and Gender**

Gender	Grade															Total
	K	1	2	3	4	5	6	7	8	9	10	11	12	4th		
Male	1	1	0	0	0	1	1	2	4	3	1	2	2	0	18	
Female	2	1	1	0	0	1	0	1	1	4	2	2	2	0	17	
<b>Total</b>	<b>3</b>	<b>2</b>	<b>1</b>	<b>0</b>	<b>0</b>	<b>2</b>	<b>1</b>	<b>3</b>	<b>5</b>	<b>7</b>	<b>3</b>	<b>4</b>	<b>4</b>	<b>0</b>	<b>35</b>	

**Enrolment By Grade**

For All Saints All-Grade



\* Data from the 1999-00 AGR(Enrolment/Age as of the last day in Sept./Dec.)

\*\* Newfoundland Statistics Classification System

\*\*\* May include itinerant teachers

District 4 - Cormack Trail

School #: 122 Assumption High School, Stephenville Crossing

Classification: Rural Community/Western Region\*\*

Grades: 9-12 Number of Grades: 4

[School FTE PTR : 13.9](#)  
[District FTE PTR : 13.4](#)  
[Provincial FTE PTR : 14.3](#)

[FTE Teachers](#) \*\*\* : 10.0

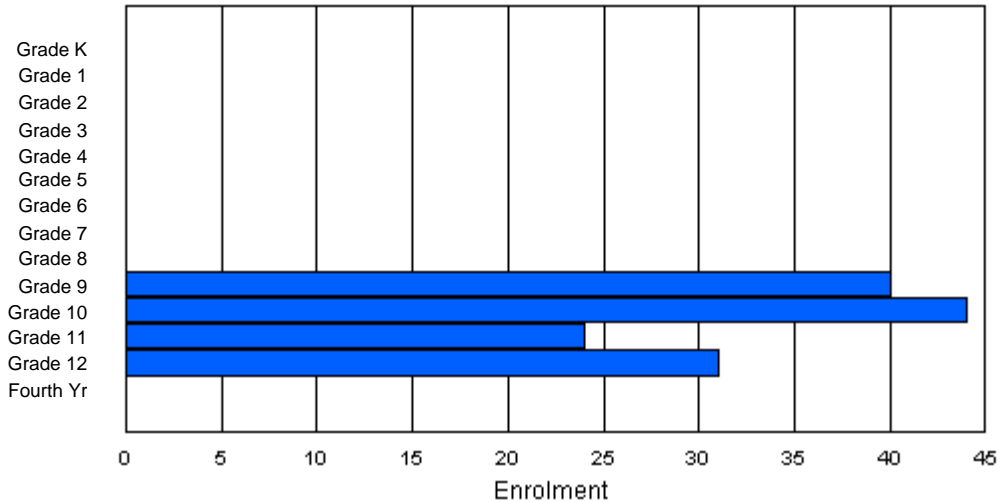
**Enrolment By Age and Gender**

Gender	Age																	Total
	5	6	7	8	9	10	11	12	13	14	15	16	17	18	19	20>		
Male	0	0	0	0	0	0	0	0	0	16	20	19	12	6	1	0	74	
Female	0	0	0	0	0	0	0	0	0	13	23	11	16	2	0	0	65	
<b>Total</b>	<b>0</b>	<b>0</b>	<b>0</b>	<b>0</b>	<b>0</b>	<b>0</b>	<b>0</b>	<b>0</b>	<b>0</b>	<b>29</b>	<b>43</b>	<b>30</b>	<b>28</b>	<b>8</b>	<b>1</b>	<b>0</b>	<b>139</b>	

**Enrolment By Grade and Gender**

Gender	Grade															Total
	K	1	2	3	4	5	6	7	8	9	10	11	12	4th		
Male	0	0	0	0	0	0	0	0	0	23	21	16	14	0	74	
Female	0	0	0	0	0	0	0	0	0	17	23	8	17	0	65	
<b>Total</b>	<b>0</b>	<b>0</b>	<b>0</b>	<b>0</b>	<b>0</b>	<b>0</b>	<b>0</b>	<b>0</b>	<b>0</b>	<b>40</b>	<b>44</b>	<b>24</b>	<b>31</b>	<b>0</b>	<b>139</b>	

**Enrolment By Grade**  
For Assumption High School



\* Data from the 1999-00 AGR(Enrolment/Age as of the last day in Sept./Dec.)

\*\* Newfoundland Statistics Classification System

\*\*\* May include itinerant teachers

District 4 - Cormack Trail

School #: 397

Belanger Memorial School, Upper Ferry

Classification: Rural Community/Western Region\*\*

Grades: K-12

Number of Grades: 13

[School FTE PTR : 13.1](#)

[District FTE PTR : 13.4](#)

[Provincial FTE PTR : 14.3](#)

[FTE Teachers](#) \*\*\* : 22.0

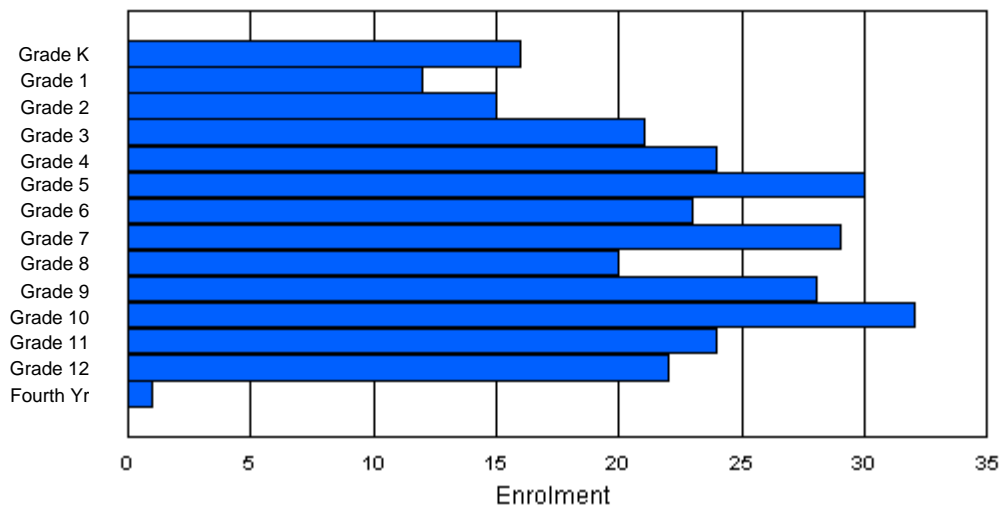
**Enrolment By Age and Gender**

Gender	Age																Total
	5	6	7	8	9	10	11	12	13	14	15	16	17	18	19	20>	
Male	6	3	8	9	14	16	14	14	12	6	20	16	14	7	0	0	159
Female	10	8	8	11	11	13	10	12	9	16	11	12	5	2	0	0	138
<b>Total</b>	<b>16</b>	<b>11</b>	<b>16</b>	<b>20</b>	<b>25</b>	<b>29</b>	<b>24</b>	<b>26</b>	<b>21</b>	<b>22</b>	<b>31</b>	<b>28</b>	<b>19</b>	<b>9</b>	<b>0</b>	<b>0</b>	<b>297</b>

**Enrolment By Grade and Gender**

Gender	Grade														Total
	K	1	2	3	4	5	6	7	8	9	10	11	12	4th	
Male	6	3	8	10	13	17	14	16	11	9	21	14	17	0	159
Female	10	9	7	11	11	13	9	13	9	19	11	10	5	1	138
<b>Total</b>	<b>16</b>	<b>12</b>	<b>15</b>	<b>21</b>	<b>24</b>	<b>30</b>	<b>23</b>	<b>29</b>	<b>20</b>	<b>28</b>	<b>32</b>	<b>24</b>	<b>22</b>	<b>1</b>	<b>297</b>

**Enrolment By Grade**  
For Belanger Memorial School



\* Data from the 1999-00 AGR(Enrolment/Age as of the last day in Sept./Dec.)

\*\* Newfoundland Statistics Classification System

\*\*\* May include itinerant teachers

District 4 - Cormack Trail

School #: 104

Douglas Academy, La Poile

Classification: Rural Community/Southern Region\*\*

Grades: K,4-9

Number of Grades: 7

[School FTE PTR : 5.0](#)

[District FTE PTR : 13.4](#)

[Provincial FTE PTR : 14.3](#)

[FTE Teachers](#) \*\*\* : 3.0

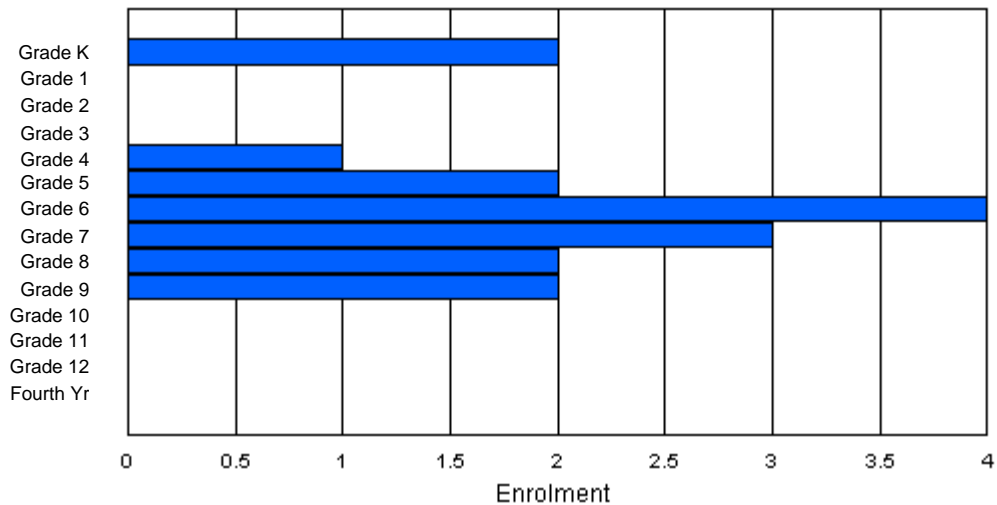
**Enrolment By Age and Gender**

Gender	Age																Total
	5	6	7	8	9	10	11	12	13	14	15	16	17	18	19	20>	
Male	1	0	0	0	1	2	1	1	2	0	0	0	0	0	0	0	8
Female	1	0	0	0	0	0	3	1	1	2	0	0	0	0	0	0	8
<b>Total</b>	<b>2</b>	<b>0</b>	<b>0</b>	<b>0</b>	<b>1</b>	<b>2</b>	<b>4</b>	<b>2</b>	<b>3</b>	<b>2</b>	<b>0</b>	<b>0</b>	<b>0</b>	<b>0</b>	<b>0</b>	<b>0</b>	<b>16</b>

**Enrolment By Grade and Gender**

Gender	K	Grade													Total
		1	2	3	4	5	6	7	8	9	10	11	12	4th	
Male	1	0	0	0	1	2	1	2	1	0	0	0	0	0	8
Female	1	0	0	0	0	0	3	1	1	2	0	0	0	0	8
<b>Total</b>	<b>2</b>	<b>0</b>	<b>0</b>	<b>0</b>	<b>1</b>	<b>2</b>	<b>4</b>	<b>3</b>	<b>2</b>	<b>2</b>	<b>0</b>	<b>0</b>	<b>0</b>	<b>0</b>	<b>16</b>

**Enrolment By Grade**  
For Douglas Academy



\* Data from the 1999-00 AGR(Enrolment/Age as of the last day in Sept./Dec.)

\*\* Newfoundland Statistics Classification System

\*\*\* May include itinerant teachers

District 4 - Cormack Trail

School #: 394

E.A. Butler/Cassidy Memorial, McKay's

Classification: Rural Community/Western Region\*\*

Grades: K-12

Number of Grades: 13

[School FTE PTR : 13.1](#)

[FTE Teachers](#) \*\*\* : 22.5

[District FTE PTR : 13.4](#)

[Provincial FTE PTR : 14.3](#)

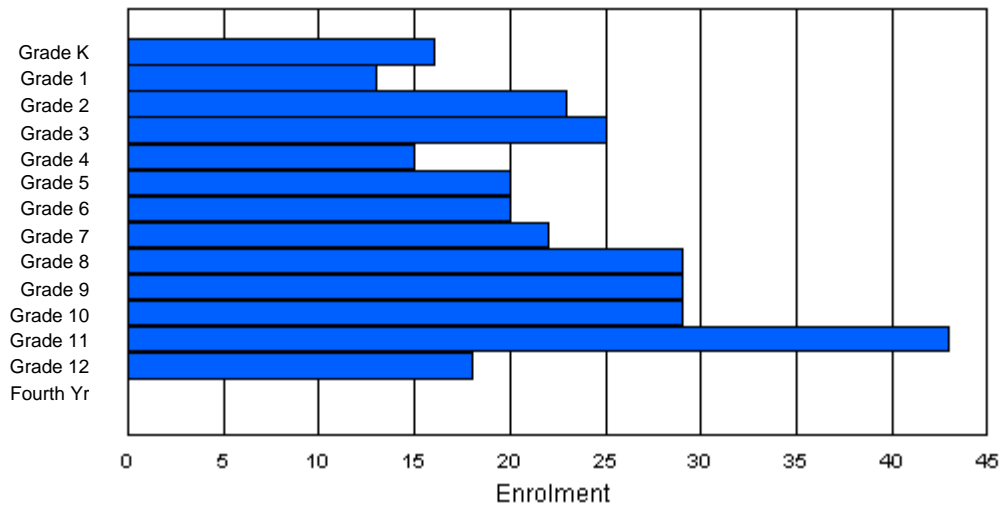
**Enrolment By Age and Gender**

Gender	Age																Total
	5	6	7	8	9	10	11	12	13	14	15	16	17	18	19	20>	
Male	8	5	10	10	12	9	12	12	13	15	12	21	10	11	0	0	160
Female	8	7	8	18	4	9	11	10	11	16	9	18	9	2	1	1	142
<b>Total</b>	<b>16</b>	<b>12</b>	<b>18</b>	<b>28</b>	<b>16</b>	<b>18</b>	<b>23</b>	<b>22</b>	<b>24</b>	<b>31</b>	<b>21</b>	<b>39</b>	<b>19</b>	<b>13</b>	<b>1</b>	<b>1</b>	<b>302</b>

**Enrolment By Grade and Gender**

Gender	Grade														Total
	K	1	2	3	4	5	6	7	8	9	10	11	12	4th	
Male	8	6	12	10	10	10	11	13	14	15	15	23	13	0	160
Female	8	7	11	15	5	10	9	9	15	14	14	20	5	0	142
<b>Total</b>	<b>16</b>	<b>13</b>	<b>23</b>	<b>25</b>	<b>15</b>	<b>20</b>	<b>20</b>	<b>22</b>	<b>29</b>	<b>29</b>	<b>29</b>	<b>43</b>	<b>18</b>	<b>0</b>	<b>302</b>

**Enrolment By Grade**  
For E.A. Butler/Cassidy Memorial



\* Data from the 1999-00 AGR(Enrolment/Age as of the last day in Sept./Dec.)

\*\* Newfoundland Statistics Classification System

\*\*\* May include itinerant teachers

District 4 - Cormack Trail

School #: 101

Grand Bruit All-Grade, Grand Bruit

Classification: Rural Community/Southern Region\*\*

Grades: 2-4,6-7

Number of Grades: 5

[School FTE PTR : 6.0](#)

[District FTE PTR : 13.4](#)

[Provincial FTE PTR : 14.3](#)

[FTE Teachers](#) \*\*\* : 1.0

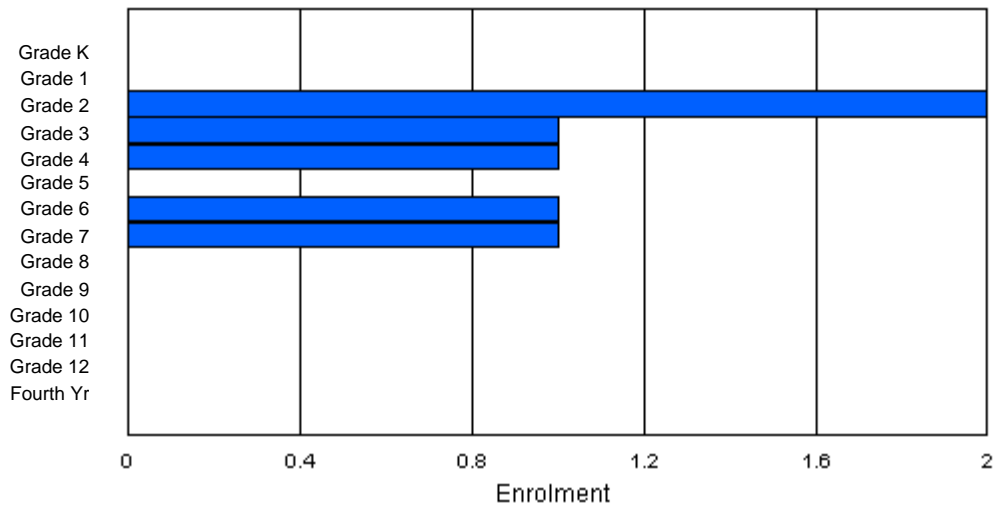
**Enrolment By Age and Gender**

Gender	Age																Total
	5	6	7	8	9	10	11	12	13	14	15	16	17	18	19	20>	
Male	0	0	1	0	0	0	0	1	0	0	0	0	0	0	0	0	2
Female	0	0	1	1	1	0	1	0	0	0	0	0	0	0	0	0	4
<b>Total</b>	0	0	2	1	1	0	1	1	0	0	0	0	0	0	0	0	6

**Enrolment By Grade and Gender**

Gender	Grade															Total
	K	1	2	3	4	5	6	7	8	9	10	11	12	4th		
Male	0	0	1	0	0	0	0	1	0	0	0	0	0	0	0	2
Female	0	0	1	1	1	0	1	0	0	0	0	0	0	0	0	4
<b>Total</b>	0	0	2	1	1	0	1	1	0	0	0	0	0	0	0	6

**Enrolment By Grade**  
For Grand Bruit All-Grade



\* Data from the 1999-00 AGR(Enrolment/Age as of the last day in Sept./Dec.)

\*\* Newfoundland Statistics Classification System

\*\*\* May include itinerant teachers



District 4 - Cormack Trail

School #: 092

Grandy's River/St. George's All-Grade, Burnt Islands

Classification: Rural Community/Southern Region\*\*

Grades: K-12

Number of Grades: 13

[School FTE PTR : 12.4](#)

[District FTE PTR : 13.4](#)

[Provincial FTE PTR : 14.3](#)

[FTE Teachers](#) \*\*\* : 18.0

**Enrolment By Age and Gender**

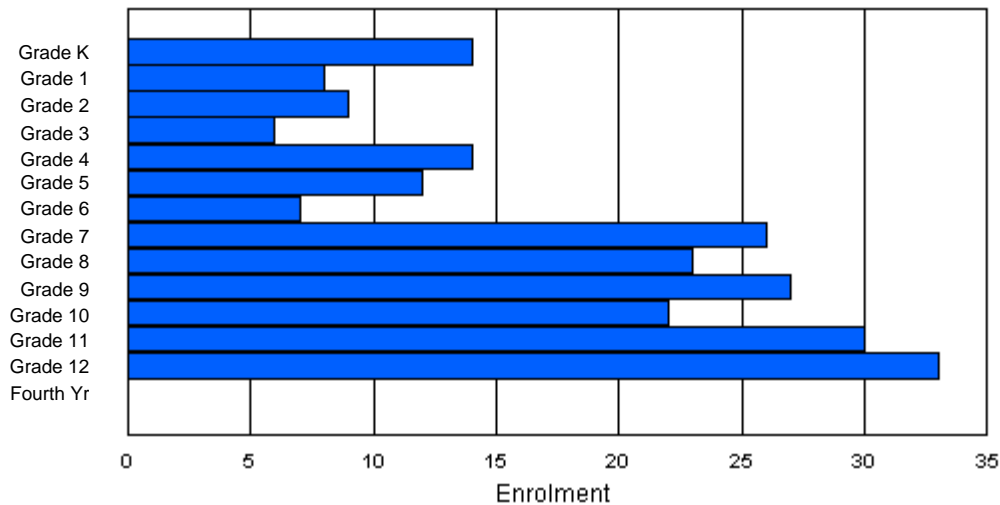
Gender	Age																	Total
	5	6	7	8	9	10	11	12	13	14	15	16	17	18	19	20>		
Male	7	5	5	5	10	7	4	10	8	11	10	16	18	6	2	0	124	
Female	7	3	4	1	3	6	3	16	11	18	9	10	14	1	1	0	107	
<b>Total</b>	<b>14</b>	<b>8</b>	<b>9</b>	<b>6</b>	<b>13</b>	<b>13</b>	<b>7</b>	<b>26</b>	<b>19</b>	<b>29</b>	<b>19</b>	<b>26</b>	<b>32</b>	<b>7</b>	<b>3</b>	<b>0</b>	<b>231</b>	

**Enrolment By Grade and Gender**

Gender	Grade															Total
	K	1	2	3	4	5	6	7	8	9	10	11	12	4th		
Male	7	5	5	5	11	6	4	10	12	9	12	19	19	0	124	
Female	7	3	4	1	3	6	3	16	11	18	10	11	14	0	107	
<b>Total</b>	<b>14</b>	<b>8</b>	<b>9</b>	<b>6</b>	<b>14</b>	<b>12</b>	<b>7</b>	<b>26</b>	<b>23</b>	<b>27</b>	<b>22</b>	<b>30</b>	<b>33</b>	<b>0</b>	<b>231</b>	

**Enrolment By Grade**

For Grandy's River/St. George's All-Grade



\* Data from the 1999-00 AGR(Enrolment/Age as of the last day in Sept./Dec.)

\*\* Newfoundland Statistics Classification System

\*\*\* May include itinerant teachers

District 4 - Cormack Trail

School #: 103

LeGallais Memorial, Isle aux Morts

Classification: Rural Community/Southern Region\*\*

Grades: K-12

Number of Grades: 13

[School FTE PTR : 10.8](#)

[District FTE PTR : 13.4](#)

[Provincial FTE PTR : 14.3](#)

[FTE Teachers](#) \*\*\* : 13.0

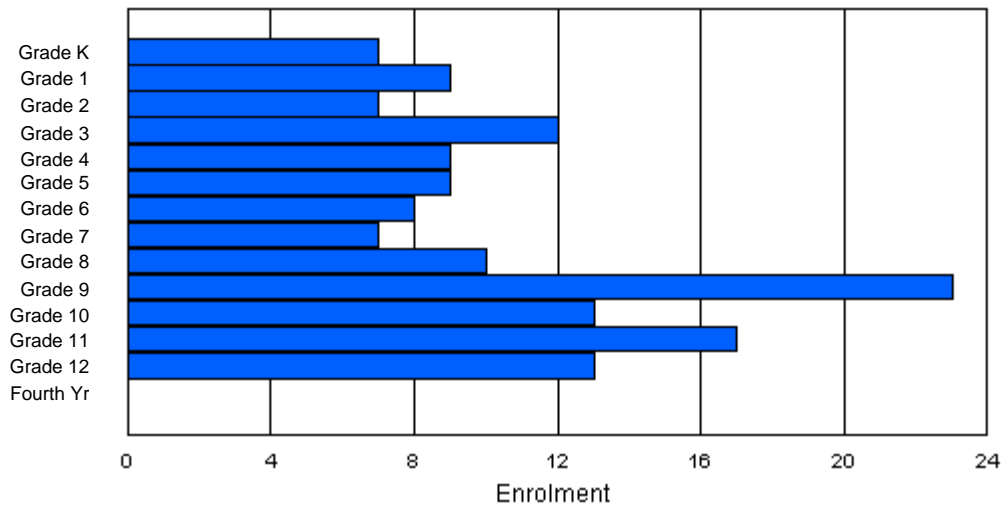
**Enrolment By Age and Gender**

Gender	Age																	Total
	5	6	7	8	9	10	11	12	13	14	15	16	17	18	19	20>		
Male	2	6	4	7	4	5	3	3	3	11	10	6	7	3	0	0	74	
Female	4	4	3	3	7	3	6	4	7	7	6	9	6	1	0	0	70	
<b>Total</b>	<b>6</b>	<b>10</b>	<b>7</b>	<b>10</b>	<b>11</b>	<b>8</b>	<b>9</b>	<b>7</b>	<b>10</b>	<b>18</b>	<b>16</b>	<b>15</b>	<b>13</b>	<b>4</b>	<b>0</b>	<b>0</b>	<b>144</b>	

**Enrolment By Grade and Gender**

Gender	Grade															Total
	K	1	2	3	4	5	6	7	8	9	10	11	12	4th		
Male	2	6	4	8	3	5	3	3	3	16	6	8	7	0	74	
Female	5	3	3	4	6	4	5	4	7	7	7	9	6	0	70	
<b>Total</b>	<b>7</b>	<b>9</b>	<b>7</b>	<b>12</b>	<b>9</b>	<b>9</b>	<b>8</b>	<b>7</b>	<b>10</b>	<b>23</b>	<b>13</b>	<b>17</b>	<b>13</b>	<b>0</b>	<b>144</b>	

**Enrolment By Grade**  
For LeGallais Memorial



\* Data from the 1999-00 AGR(Enrolment/Age as of the last day in Sept./Dec.)

\*\* Newfoundland Statistics Classification System

\*\*\* May include itinerant teachers

District 4 - Cormack Trail

School #: 106

Our Lady of Lourdes Elementary, Lourdes

Classification: Rural Community/Western Region\*\*

Grades: K-8

Number of Grades: 9

[School FTE PTR : 13.1](#)

[District FTE PTR : 13.4](#)

[Provincial FTE PTR : 14.3](#)

[FTE Teachers](#) \*\*\* : 26.5

**Enrolment By Age and Gender**

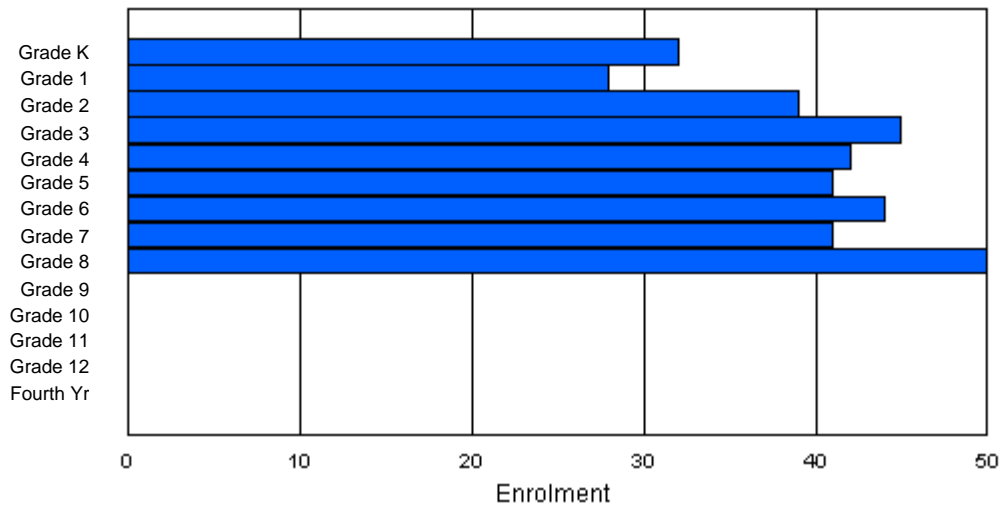
Gender	Age																Total
	5	6	7	8	9	10	11	12	13	14	15	16	17	18	19	20>	
Male	16	19	19	22	22	26	19	18	20	10	1	0	0	0	0	0	192
Female	15	11	18	18	20	18	23	23	19	4	1	0	0	0	0	0	170
<b>Total</b>	<b>31</b>	<b>30</b>	<b>37</b>	<b>40</b>	<b>42</b>	<b>44</b>	<b>42</b>	<b>41</b>	<b>39</b>	<b>14</b>	<b>2</b>	<b>0</b>	<b>0</b>	<b>0</b>	<b>0</b>	<b>0</b>	<b>362</b>

**Enrolment By Grade and Gender**

Gender	Grade														Total
	K	1	2	3	4	5	6	7	8	9	10	11	12	4th	
Male	16	19	19	26	23	23	20	19	27	0	0	0	0	0	192
Female	16	9	20	19	19	18	24	22	23	0	0	0	0	0	170
<b>Total</b>	<b>32</b>	<b>28</b>	<b>39</b>	<b>45</b>	<b>42</b>	<b>41</b>	<b>44</b>	<b>41</b>	<b>50</b>	<b>0</b>	<b>0</b>	<b>0</b>	<b>0</b>	<b>0</b>	<b>362</b>

**Enrolment By Grade**

For Our Lady of Lourdes Elementary



\* Data from the 1999-00 AGR(Enrolment/Age as of the last day in Sept./Dec.)

\*\* Newfoundland Statistics Classification System

\*\*\* May include itinerant teachers

District 4 - Cormack Trail

School #: 115

Our Lady of Mercy Elementary, St. George's

Classification: Rural Community/Western Region\*\*

Grades: K-7

Number of Grades: 8

[School FTE PTR : 15.2](#)

[District FTE PTR : 13.4](#)

[Provincial FTE PTR : 14.3](#)

[FTE Teachers](#) \*\*\* : 13.0

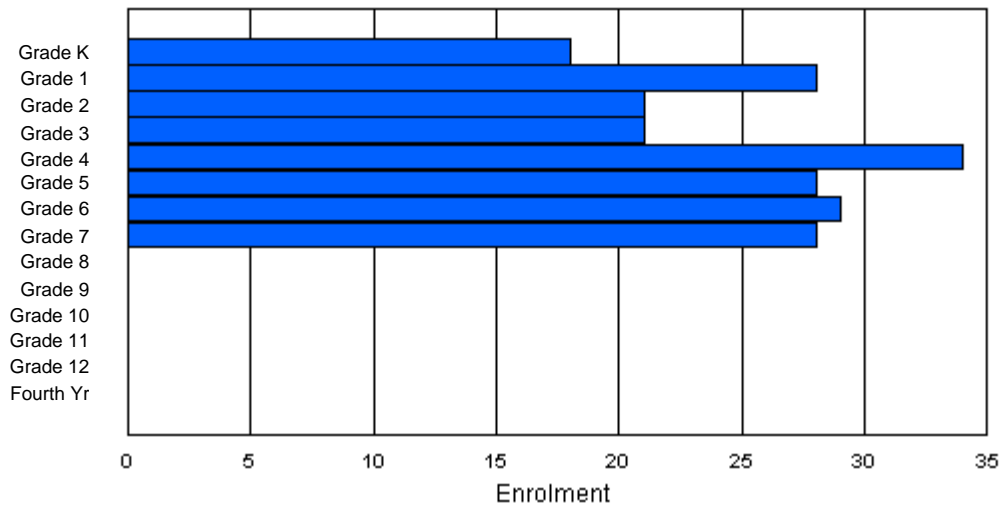
**Enrolment By Age and Gender**

Gender	Age																Total
	5	6	7	8	9	10	11	12	13	14	15	16	17	18	19	20>	
Male	10	17	1	24	17	16	14	14	3	0	0	0	0	0	0	0	116
Female	8	10	0	18	15	14	12	13	1	0	0	0	0	0	0	0	91
<b>Total</b>	<b>18</b>	<b>27</b>	<b>1</b>	<b>42</b>	<b>32</b>	<b>30</b>	<b>26</b>	<b>27</b>	<b>4</b>	<b>0</b>	<b>0</b>	<b>0</b>	<b>0</b>	<b>0</b>	<b>0</b>	<b>0</b>	<b>207</b>

**Enrolment By Grade and Gender**

Gender	Grade														Total
	K	1	2	3	4	5	6	7	8	9	10	11	12	4th	
Male	10	18	16	8	18	15	16	15	0	0	0	0	0	0	116
Female	8	10	5	13	16	13	13	13	0	0	0	0	0	0	91
<b>Total</b>	<b>18</b>	<b>28</b>	<b>21</b>	<b>21</b>	<b>34</b>	<b>28</b>	<b>29</b>	<b>28</b>	<b>0</b>	<b>0</b>	<b>0</b>	<b>0</b>	<b>0</b>	<b>0</b>	<b>207</b>

**Enrolment By Grade**  
For Our Lady of Mercy Elementary



\* Data from the 1999-00 AGR(Enrolment/Age as of the last day in Sept./Dec.)

\*\* Newfoundland Statistics Classification System

\*\*\* May include itinerant teachers

District 4 - Cormack Trail

School #: 096

Our Lady of the Cape, Cape St. George

Classification: Rural Community/Western Region\*\*

Grades: K-8

Number of Grades: 9

[School FTE PTR : 8.2](#)

[District FTE PTR : 13.4](#)

[Provincial FTE PTR : 14.3](#)

[FTE Teachers](#) \*\*\* : 10.8

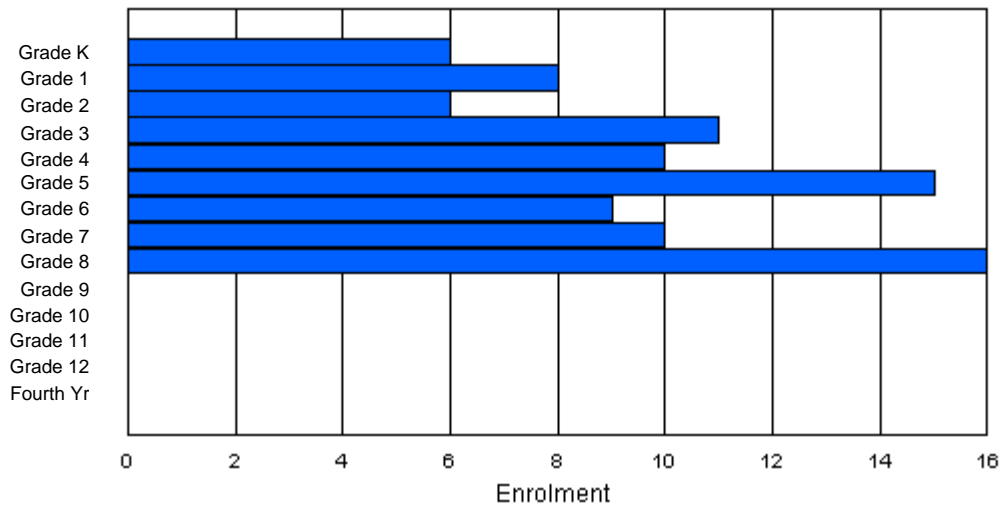
**Enrolment By Age and Gender**

Gender	Age																	Total
	5	6	7	8	9	10	11	12	13	14	15	16	17	18	19	20>		
Male	3	4	4	6	2	6	4	3	8	1	0	0	0	0	0	0	41	
Female	3	3	3	5	8	9	5	7	7	0	0	0	0	0	0	0	50	
<b>Total</b>	<b>6</b>	<b>7</b>	<b>7</b>	<b>11</b>	<b>10</b>	<b>15</b>	<b>9</b>	<b>10</b>	<b>15</b>	<b>1</b>	<b>0</b>	<b>0</b>	<b>0</b>	<b>0</b>	<b>0</b>	<b>0</b>	<b>91</b>	

**Enrolment By Grade and Gender**

Gender	Grade															Total
	K	1	2	3	4	5	6	7	8	9	10	11	12	4th		
Male	3	5	3	6	2	6	4	3	9	0	0	0	0	0	41	
Female	3	3	3	5	8	9	5	7	7	0	0	0	0	0	50	
<b>Total</b>	<b>6</b>	<b>8</b>	<b>6</b>	<b>11</b>	<b>10</b>	<b>15</b>	<b>9</b>	<b>10</b>	<b>16</b>	<b>0</b>	<b>0</b>	<b>0</b>	<b>0</b>	<b>0</b>	<b>91</b>	

**Enrolment By Grade**  
For Our Lady of the Cape



\* Data from the 1999-00 AGR(Enrolment/Age as of the last day in Sept./Dec.)

\*\* Newfoundland Statistics Classification System

\*\*\* May include itinerant teachers

District 4 - Cormack Trail

School #: 463

Pathfinder/Directions, Stephenville

Classification: Urban Community/Western Region\*\*

Grades: 6-12

Number of Grades: 7

[School FTE PTR : 7.7](#)

[District FTE PTR : 13.4](#)

[Provincial FTE PTR : 14.3](#)

[FTE Teachers](#) \*\*\* : 3.5

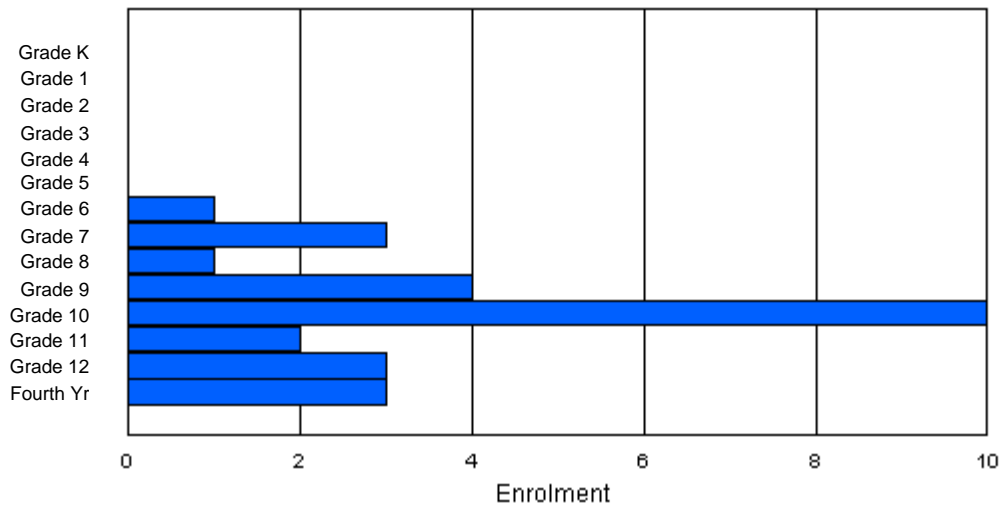
**Enrolment By Age and Gender**

Gender	Age																	Total
	5	6	7	8	9	10	11	12	13	14	15	16	17	18	19	20>		
Male	0	0	0	0	0	0	0	1	1	1	0	2	5	4	0	2	16	
Female	0	0	0	0	0	0	0	0	1	0	1	1	2	1	0	5	11	
<b>Total</b>	0	0	0	0	0	0	0	1	2	1	1	3	7	5	0	7	27	

**Enrolment By Grade and Gender**

Gender	Grade															Total
	K	1	2	3	4	5	6	7	8	9	10	11	12	4th		
Male	0	0	0	0	0	0	1	2	0	1	6	2	2	2	16	
Female	0	0	0	0	0	0	0	1	1	3	4	0	1	1	11	
<b>Total</b>	0	0	0	0	0	0	1	3	1	4	10	2	3	3	27	

**Enrolment By Grade**  
For Pathfinder/Directions



\* Data from the 1999-00 AGR(Enrolment/Age as of the last day in Sept./Dec.)

\*\* Newfoundland Statistics Classification System

\*\*\* May include itinerant teachers

District 4 - Cormack Trail

School #: 110

Piccadilly Central High School, Piccadilly

Classification: Rural Community/Western Region\*\*

Grades: 9-12

Number of Grades: 4

[School FTE PTR : 14.9](#)

[District FTE PTR : 13.4](#)

[Provincial FTE PTR : 14.3](#)

[FTE Teachers](#) \*\*\* : 19.0

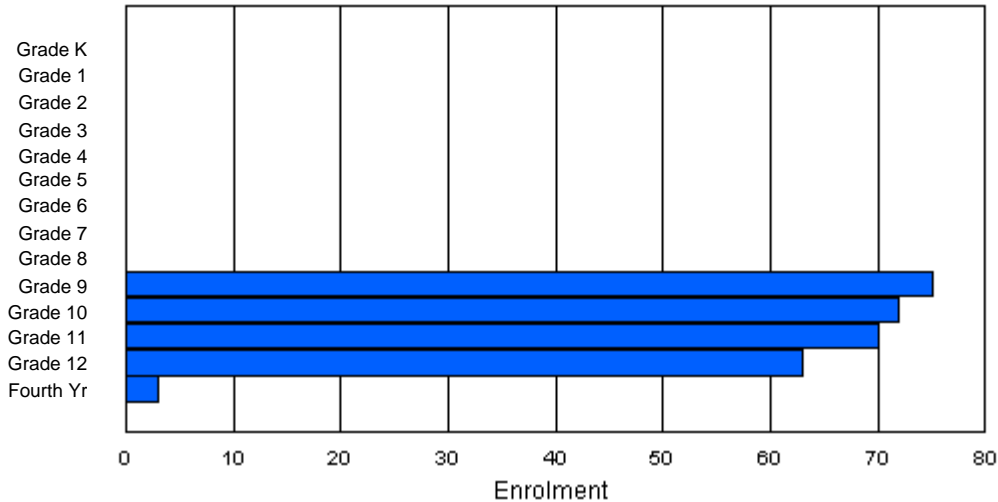
**Enrolment By Age and Gender**

Gender	Age																	Total
	5	6	7	8	9	10	11	12	13	14	15	16	17	18	19	20>		
Male	0	0	0	0	0	0	0	0	0	31	29	37	46	11	0	1	155	
Female	0	0	0	0	0	0	0	0	1	28	24	27	43	5	0	0	128	
<b>Total</b>	0	0	0	0	0	0	0	0	1	59	53	64	89	16	0	1	283	

**Enrolment By Grade and Gender**

Gender	Grade															Total
	K	1	2	3	4	5	6	7	8	9	10	11	12	4th		
Male	0	0	0	0	0	0	0	0	0	39	45	34	34	3	155	
Female	0	0	0	0	0	0	0	0	0	36	27	36	29	0	128	
<b>Total</b>	0	0	0	0	0	0	0	0	0	75	72	70	63	3	283	

**Enrolment By Grade**  
For Piccadilly Central High School



\* Data from the 1999-00 AGR(Enrolment/Age as of the last day in Sept./Dec.)

\*\* Newfoundland Statistics Classification System

\*\*\* May include itinerant teachers

District 4 - Cormack Trail

School #: 100

St. Anne's Elementary, Flat Bay East

Classification: Rural Community/Western Region\*\*

Grades: K-3

Number of Grades: 4

[School FTE PTR : 8.3](#)

[District FTE PTR : 13.4](#)

[Provincial FTE PTR : 14.3](#)

[FTE Teachers](#) \*\*\* : 3.0

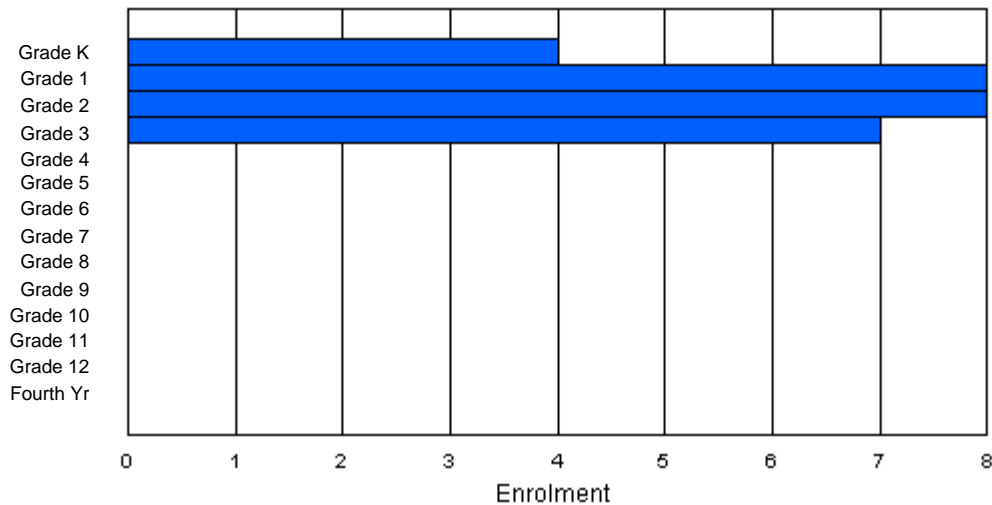
**Enrolment By Age and Gender**

Gender	Age																Total
	5	6	7	8	9	10	11	12	13	14	15	16	17	18	19	20>	
Male	4	2	1	5	0	0	0	0	0	0	0	0	0	0	0	0	12
Female	0	5	7	3	0	0	0	0	0	0	0	0	0	0	0	0	15
<b>Total</b>	<b>4</b>	<b>7</b>	<b>8</b>	<b>8</b>	<b>0</b>	<b>0</b>	<b>0</b>	<b>0</b>	<b>0</b>	<b>0</b>	<b>0</b>	<b>0</b>	<b>0</b>	<b>0</b>	<b>0</b>	<b>0</b>	<b>27</b>

**Enrolment By Grade and Gender**

Gender	Grade															Total
	K	1	2	3	4	5	6	7	8	9	10	11	12	4th		
Male	4	2	2	4	0	0	0	0	0	0	0	0	0	0	0	12
Female	0	6	6	3	0	0	0	0	0	0	0	0	0	0	0	15
<b>Total</b>	<b>4</b>	<b>8</b>	<b>8</b>	<b>7</b>	<b>0</b>	<b>0</b>	<b>0</b>	<b>0</b>	<b>0</b>	<b>0</b>	<b>0</b>	<b>0</b>	<b>0</b>	<b>0</b>	<b>0</b>	<b>27</b>

**Enrolment By Grade**  
For St. Anne's Elementary



\* Data from the 1999-00 AGR(Enrolment/Age as of the last day in Sept./Dec.)

\*\* Newfoundland Statistics Classification System

\*\*\* May include itinerant teachers



District 4 - Cormack Trail

School #: 113

St. Boniface All-Grade, Ramea

Classification: Rural Community/Southern Region\*\*

Grades: K-12

Number of Grades: 13

[School FTE PTR : 9.2](#)

[District FTE PTR : 13.4](#)

[Provincial FTE PTR : 14.3](#)

[FTE Teachers](#) \*\*\* : 13.0

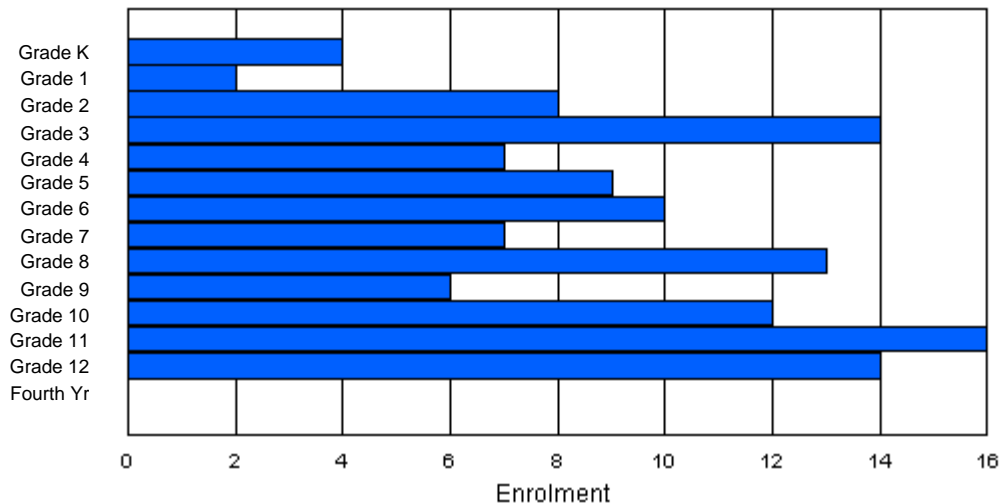
**Enrolment By Age and Gender**

Gender	Age																	Total
	5	6	7	8	9	10	11	12	13	14	15	16	17	18	19	20>		
Male	2	1	5	6	4	3	6	1	8	1	6	3	9	1	0	0	56	
Female	2	1	3	8	3	6	4	4	6	6	6	9	8	0	0	0	66	
<b>Total</b>	<b>4</b>	<b>2</b>	<b>8</b>	<b>14</b>	<b>7</b>	<b>9</b>	<b>10</b>	<b>5</b>	<b>14</b>	<b>7</b>	<b>12</b>	<b>12</b>	<b>17</b>	<b>1</b>	<b>0</b>	<b>0</b>	<b>122</b>	

**Enrolment By Grade and Gender**

Gender	Grade															Total
	K	1	2	3	4	5	6	7	8	9	10	11	12	4th		
Male	2	1	5	6	4	3	6	3	6	1	6	5	8	0	56	
Female	2	1	3	8	3	6	4	4	7	5	6	11	6	0	66	
<b>Total</b>	<b>4</b>	<b>2</b>	<b>8</b>	<b>14</b>	<b>7</b>	<b>9</b>	<b>10</b>	<b>7</b>	<b>13</b>	<b>6</b>	<b>12</b>	<b>16</b>	<b>14</b>	<b>0</b>	<b>122</b>	

**Enrolment By Grade**  
For St. Boniface All-Grade



\* Data from the 1999-00 AGR(Enrolment/Age as of the last day in Sept./Dec.)

\*\* Newfoundland Statistics Classification System

\*\*\* May include itinerant teachers

## School Description Report 1999-00

District 4 - Cormack Trail

School #: 097

St. James Elementary, Channel-Port aux Basq

Classification: Urban Community/Southern Region\*\*

Grades: K-6

Number of Grades: 7

[School FTE PTR : 14.3](#)

[FTE Teachers](#) \*\*\* : 30.3

[District FTE PTR : 13.4](#)

[Provincial FTE PTR : 14.3](#)

### Enrolment By Age and Gender

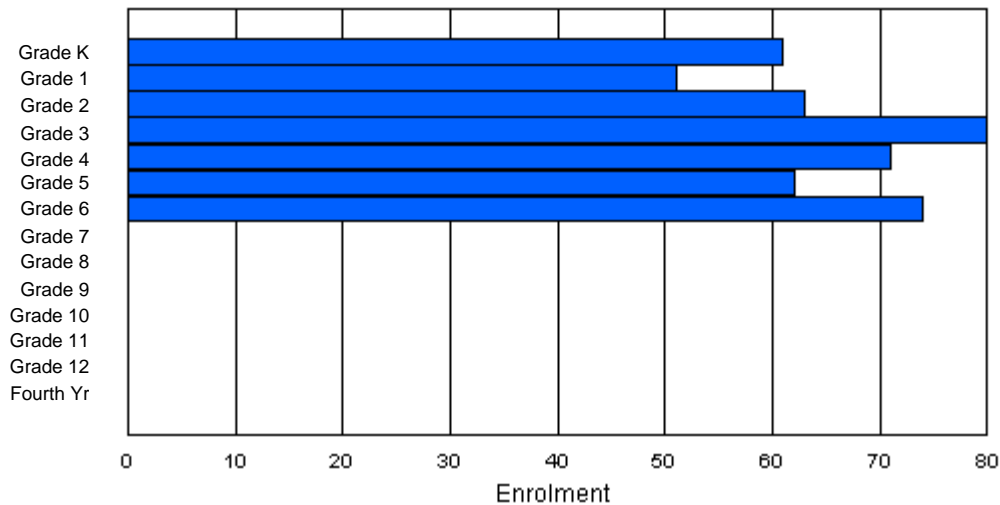
Gender	Age																Total
	5	6	7	8	9	10	11	12	13	14	15	16	17	18	19	20>	
Male	33	29	31	43	28	37	35	4	0	0	0	0	0	0	0	0	240
Female	28	18	33	37	38	29	38	1	0	0	0	0	0	0	0	0	222
<b>Total</b>	<b>61</b>	<b>47</b>	<b>64</b>	<b>80</b>	<b>66</b>	<b>66</b>	<b>73</b>	<b>5</b>	<b>0</b>	<b>0</b>	<b>0</b>	<b>0</b>	<b>0</b>	<b>0</b>	<b>0</b>	<b>0</b>	<b>462</b>

### Enrolment By Grade and Gender

Gender	Grade														Total
	K	1	2	3	4	5	6	7	8	9	10	11	12	4th	
Male	33	31	31	44	31	34	36	0	0	0	0	0	0	0	240
Female	28	20	32	36	40	28	38	0	0	0	0	0	0	0	222
<b>Total</b>	<b>61</b>	<b>51</b>	<b>63</b>	<b>80</b>	<b>71</b>	<b>62</b>	<b>74</b>	<b>0</b>	<b>0</b>	<b>0</b>	<b>0</b>	<b>0</b>	<b>0</b>	<b>0</b>	<b>462</b>

## Enrolment By Grade

For St. James Elementary



\* Data from the 1999-00 AGR(Enrolment/Age as of the last day in Sept./Dec.)

\*\* Newfoundland Statistics Classification System

\*\*\* May include itinerant teachers

District 4 - Cormack Trail

School #: 098

St. James Junior High, Channel-Port aux Basq

Classification: Urban Community/Southern Region\*\*

Grades: 7-9

Number of Grades: 3

[School FTE PTR : 15.2](#)

[District FTE PTR : 13.4](#)

[Provincial FTE PTR : 14.3](#)

[FTE Teachers](#) \*\*\* : 12.0

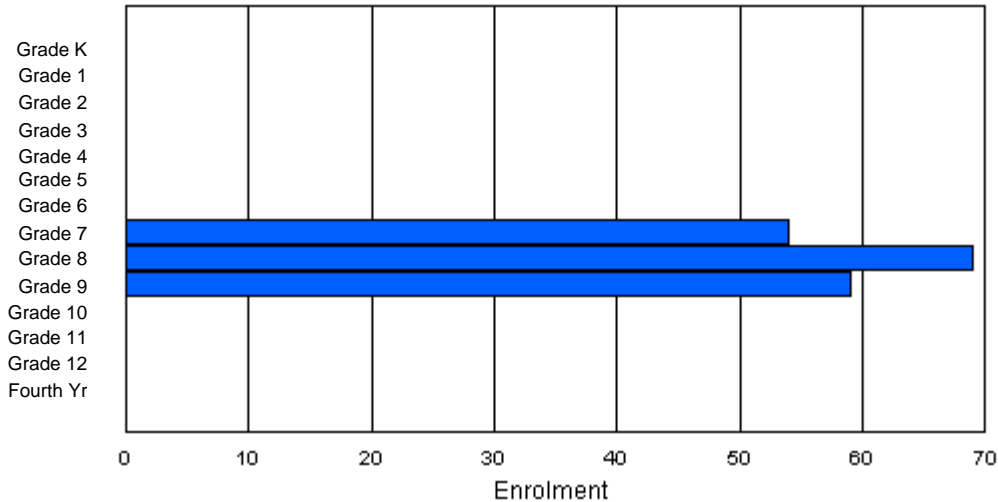
**Enrolment By Age and Gender**

Gender	Age																Total
	5	6	7	8	9	10	11	12	13	14	15	16	17	18	19	20>	
Male	0	0	0	0	0	0	0	26	41	34	3	0	0	0	0	0	104
Female	0	0	0	0	0	0	0	22	29	26	1	0	0	0	0	0	78
<b>Total</b>	<b>0</b>	<b>0</b>	<b>0</b>	<b>0</b>	<b>0</b>	<b>0</b>	<b>0</b>	<b>48</b>	<b>70</b>	<b>60</b>	<b>4</b>	<b>0</b>	<b>0</b>	<b>0</b>	<b>0</b>	<b>0</b>	<b>182</b>

**Enrolment By Grade and Gender**

Gender	Grade															Total
	K	1	2	3	4	5	6	7	8	9	10	11	12	4th		
Male	0	0	0	0	0	0	0	30	40	34	0	0	0	0	104	
Female	0	0	0	0	0	0	0	24	29	25	0	0	0	0	78	
<b>Total</b>	<b>0</b>	<b>0</b>	<b>0</b>	<b>0</b>	<b>0</b>	<b>0</b>	<b>0</b>	<b>54</b>	<b>69</b>	<b>59</b>	<b>0</b>	<b>0</b>	<b>0</b>	<b>0</b>	<b>182</b>	

**Enrolment By Grade**  
For St. James Junior High



\* Data from the 1999-00 AGR(Enrolment/Age as of the last day in Sept./Dec.)

\*\* Newfoundland Statistics Classification System

\*\*\* May include itinerant teachers

District 4 - Cormack Trail

School #: 099

St. James Regional High, Channel-Port aux Basq

Classification: Urban Community/Southern Region\*\*

Grades: 10-12

Number of Grades: 3

[School FTE PTR : 15.0](#)

[District FTE PTR : 13.4](#)

[Provincial FTE PTR : 14.3](#)

[FTE Teachers](#) \*\*\* : 17.5

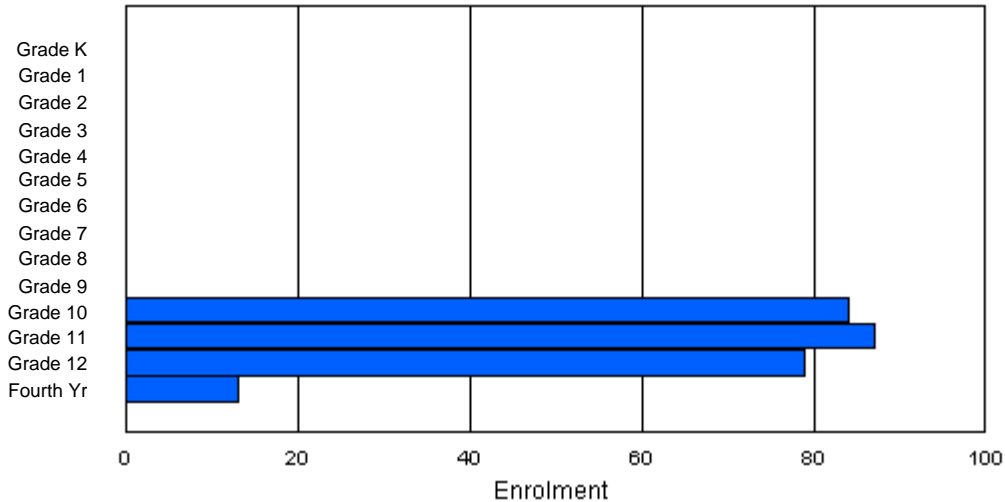
**Enrolment By Age and Gender**

Gender	Age																	Total
	5	6	7	8	9	10	11	12	13	14	15	16	17	18	19	20>		
Male	0	0	0	0	0	0	0	0	0	0	31	46	35	17	3	1	133	
Female	0	0	0	0	0	0	0	0	0	0	42	42	29	14	3	0	130	
<b>Total</b>	0	0	0	0	0	0	0	0	0	0	73	88	64	31	6	1	263	

**Enrolment By Grade and Gender**

Gender	Grade															Total
	K	1	2	3	4	5	6	7	8	9	10	11	12	4th		
Male	0	0	0	0	0	0	0	0	0	0	39	47	39	8	133	
Female	0	0	0	0	0	0	0	0	0	0	45	40	40	5	130	
<b>Total</b>	0	0	0	0	0	0	0	0	0	0	84	87	79	13	263	

**Enrolment By Grade**  
For St. James Regional High



\* Data from the 1999-00 AGR(Enrolment/Age as of the last day in Sept./Dec.)

\*\* Newfoundland Statistics Classification System

\*\*\* May include itinerant teachers

District 4 - Cormack Trail

School #: 091

St. John CH/A.J. Matthews All-Grade, Burgeo

Classification: Rural Community/Southern Region\*\*

Grades: K-12

Number of Grades: 13

[School FTE PTR : 11.7](#)

[District FTE PTR : 13.4](#)

[Provincial FTE PTR : 14.3](#)

[FTE Teachers](#) \*\*\* : 23.0

**Enrolment By Age and Gender**

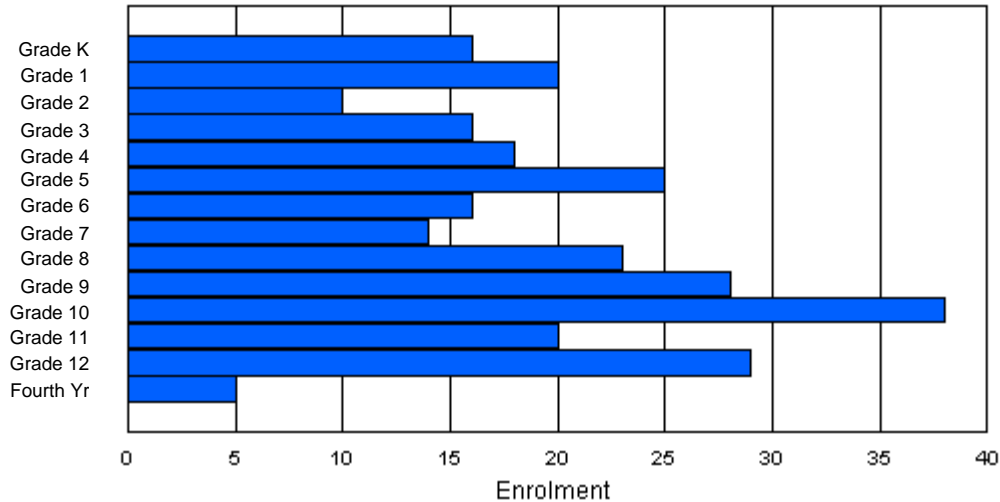
Gender	Age																Total
	5	6	7	8	9	10	11	12	13	14	15	16	17	18	19	20>	
Male	7	8	7	4	10	12	7	6	11	19	15	11	19	3	2	0	141
Female	9	11	3	12	9	13	8	8	9	15	13	13	11	1	2	0	137
<b>Total</b>	<b>16</b>	<b>19</b>	<b>10</b>	<b>16</b>	<b>19</b>	<b>25</b>	<b>15</b>	<b>14</b>	<b>20</b>	<b>34</b>	<b>28</b>	<b>24</b>	<b>30</b>	<b>4</b>	<b>4</b>	<b>0</b>	<b>278</b>

**Enrolment By Grade and Gender**

Gender	Grade														Total
	K	1	2	3	4	5	6	7	8	9	10	11	12	4th	
Male	7	8	7	4	10	12	8	5	14	16	22	7	18	3	141
Female	9	12	3	12	8	13	8	9	9	12	16	13	11	2	137
<b>Total</b>	<b>16</b>	<b>20</b>	<b>10</b>	<b>16</b>	<b>18</b>	<b>25</b>	<b>16</b>	<b>14</b>	<b>23</b>	<b>28</b>	<b>38</b>	<b>20</b>	<b>29</b>	<b>5</b>	<b>278</b>

**Enrolment By Grade**

For St. John CH/A.J. Matthews All-Grade



\* Data from the 1999-00 AGR(Enrolment/Age as of the last day in Sept./Dec.)

\*\* Newfoundland Statistics Classification System

\*\*\* May include itinerant teachers

District 4 - Cormack Trail

School #: 116

St. Joseph's Central High, St. George's

Classification: Rural Community/Western Region\*\*

Grades: 8-12

Number of Grades: 5

[School FTE PTR : 16.0](#)

[District FTE PTR : 13.4](#)

[Provincial FTE PTR : 14.3](#)

[FTE Teachers](#) \*\*\* : 12.0

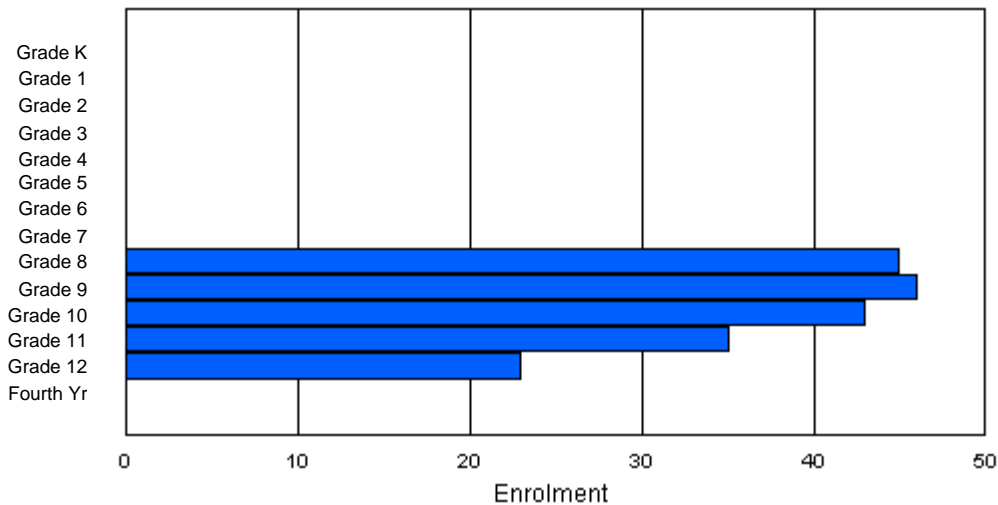
**Enrolment By Age and Gender**

Gender	Age																	Total
	5	6	7	8	9	10	11	12	13	14	15	16	17	18	19	20>		
Male	0	0	0	0	0	0	0	3	13	16	23	24	11	0	0	0	90	
Female	0	0	0	0	0	0	0	6	20	16	20	18	20	0	2	0	102	
<b>Total</b>	<b>0</b>	<b>0</b>	<b>0</b>	<b>0</b>	<b>0</b>	<b>0</b>	<b>0</b>	<b>9</b>	<b>33</b>	<b>32</b>	<b>43</b>	<b>42</b>	<b>31</b>	<b>0</b>	<b>2</b>	<b>0</b>	<b>192</b>	

**Enrolment By Grade and Gender**

Gender	Grade															Total
	K	1	2	3	4	5	6	7	8	9	10	11	12	4th		
Male	0	0	0	0	0	0	0	0	19	23	21	20	7	0	90	
Female	0	0	0	0	0	0	0	0	26	23	22	15	16	0	102	
<b>Total</b>	<b>0</b>	<b>0</b>	<b>0</b>	<b>0</b>	<b>0</b>	<b>0</b>	<b>0</b>	<b>0</b>	<b>45</b>	<b>46</b>	<b>43</b>	<b>35</b>	<b>23</b>	<b>0</b>	<b>192</b>	

**Enrolment By Grade**  
For St. Joseph's Central High



\* Data from the 1999-00 AGR(Enrolment/Age as of the last day in Sept./Dec.)

\*\* Newfoundland Statistics Classification System

\*\*\* May include itinerant teachers

**School Description Report  
1999-00**

District 4 - Cormack Trail

School #: 114

St. Michael's Elementary, Rose Blanche

Classification: Rural Community/Southern Region\*\*

Grades: K-6

Number of Grades: 7

[School FTE PTR : 10.0](#)

[District FTE PTR : 13.4](#)

[Provincial FTE PTR : 14.3](#)

[FTE Teachers](#) \*\*\* : 6.0

**Enrolment By Age and Gender**

Gender	Age																Total
	5	6	7	8	9	10	11	12	13	14	15	16	17	18	19	20>	
Male	3	5	3	6	3	4	7	0	0	0	0	0	0	0	0	0	31
Female	3	3	4	0	7	6	9	0	0	0	0	0	0	0	0	0	32
<b>Total</b>	<b>6</b>	<b>8</b>	<b>7</b>	<b>6</b>	<b>10</b>	<b>10</b>	<b>16</b>	<b>0</b>	<b>0</b>	<b>0</b>	<b>0</b>	<b>0</b>	<b>0</b>	<b>0</b>	<b>0</b>	<b>0</b>	<b>63</b>

**Enrolment By Grade and Gender**

Gender	Grade															Total
	K	1	2	3	4	5	6	7	8	9	10	11	12	4th		
Male	3	5	3	7	2	4	7	0	0	0	0	0	0	0	31	
Female	3	3	4	0	7	6	9	0	0	0	0	0	0	0	32	
<b>Total</b>	<b>6</b>	<b>8</b>	<b>7</b>	<b>7</b>	<b>9</b>	<b>10</b>	<b>16</b>	<b>0</b>	<b>0</b>	<b>0</b>	<b>0</b>	<b>0</b>	<b>0</b>	<b>0</b>	<b>63</b>	

Grades: K-8

Number of Grades: 9

[School FTE PTR : 14.4](#)

[District FTE PTR : 13.4](#)

[Provincial FTE PTR : 14.3](#)

[FTE Teachers](#) \*\*\* : 22.5

**Enrolment By Age and Gender**

Gender	Age																Total
	5	6	7	8	9	10	11	12	13	14	15	16	17	18	19	20>	
Male	17	21	18	31	16	24	22	22	17	8	0	0	0	0	0	196	
Female	10	15	17	14	18	15	16	17	16	3	0	0	0	0	0	141	
<b>Total</b>	<b>27</b>	<b>36</b>	<b>35</b>	<b>45</b>	<b>34</b>	<b>39</b>	<b>38</b>	<b>39</b>	<b>33</b>	<b>11</b>	<b>0</b>	<b>0</b>	<b>0</b>	<b>0</b>	<b>0</b>	<b>337</b>	

**Enrolment By Grade and Gender**

Gender	Grade															Total
	K	1	2	3	4	5	6	7	8	9	10	11	12	4th		
Male	17	21	18	31	16	25	24	19	25	0	0	0	0	0	196	
Female	10	15	17	14	18	16	16	16	19	0	0	0	0	0	141	

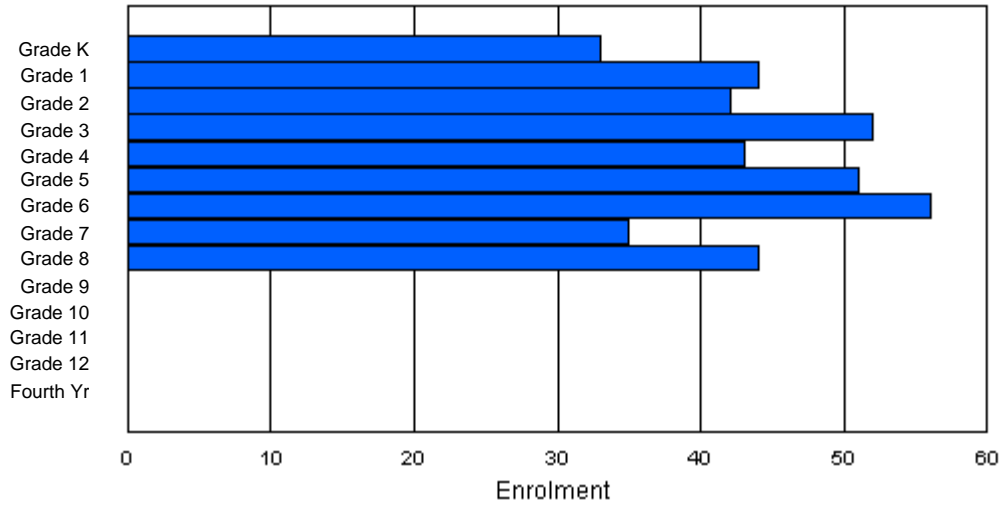
\* Data from the 1999-00 AGR(Enrolment/Age as of the last day in Sept./Dec.)

\*\* Newfoundland Statistics Classification System

\*\*\* May include itinerant teachers

## Enrolment By Grade

For St. Michael's Elementary



\* Data from the 1999-00 AGR(Enrolment/Age as of the last day in Sept./Dec.)

\*\* Newfoundland Statistics Classification System

\*\*\* May include itinerant teachers



District 4 - Cormack Trail

School #: 137

St. Simon and St. Jude Academy, Francois

Classification: Rural Community/Southern Region\*\*

Grades: K-12

Number of Grades: 13

[School FTE PTR : 7.3](#)

[District FTE PTR : 13.4](#)

[Provincial FTE PTR : 14.3](#)

[FTE Teachers](#) \*\*\* : 4.0

**Enrolment By Age and Gender**

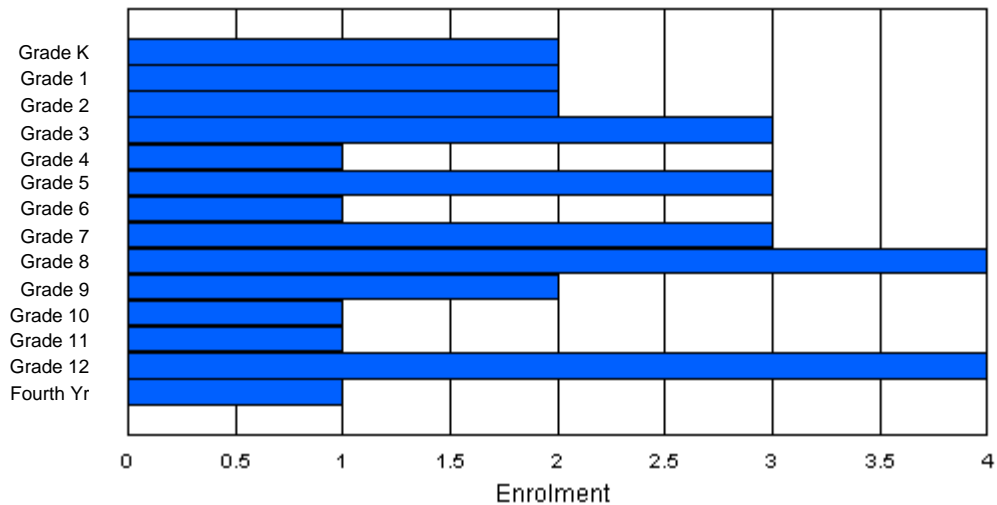
Gender	Age																	Total
	5	6	7	8	9	10	11	12	13	14	15	16	17	18	19	20>		
Male	2	1	1	1	1	1	0	2	1	1	1	0	3	1	0	0	16	
Female	0	1	1	2	0	2	1	0	2	3	0	0	2	0	0	0	14	
<b>Total</b>	<b>2</b>	<b>2</b>	<b>2</b>	<b>3</b>	<b>1</b>	<b>3</b>	<b>1</b>	<b>2</b>	<b>3</b>	<b>4</b>	<b>1</b>	<b>0</b>	<b>5</b>	<b>1</b>	<b>0</b>	<b>0</b>	<b>30</b>	

**Enrolment By Grade and Gender**

Gender	Grade															Total
	K	1	2	3	4	5	6	7	8	9	10	11	12	4th		
Male	2	1	1	1	1	1	1	1	2	0	1	0	3	1	16	
Female	0	1	1	2	0	2	0	2	2	2	0	1	1	0	14	
<b>Total</b>	<b>2</b>	<b>2</b>	<b>2</b>	<b>3</b>	<b>1</b>	<b>3</b>	<b>1</b>	<b>3</b>	<b>4</b>	<b>2</b>	<b>1</b>	<b>1</b>	<b>4</b>	<b>1</b>	<b>30</b>	

**Enrolment By Grade**

For St. Simon and St. Jude Academy



\* Data from the 1999-00 AGR(Enrolment/Age as of the last day in Sept./Dec.)

\*\* Newfoundland Statistics Classification System

\*\*\* May include itinerant teachers

District 4 - Cormack Trail

School #: 111

St. Thomas Aquinas, Port au Port East

Classification: Rural Community/Western Region\*\*

Grades: K-8

Number of Grades: 9

[School FTE PTR : 13.3](#)

[District FTE PTR : 13.4](#)

[Provincial FTE PTR : 14.3](#)

[FTE Teachers](#) \*\*\* : 12.0

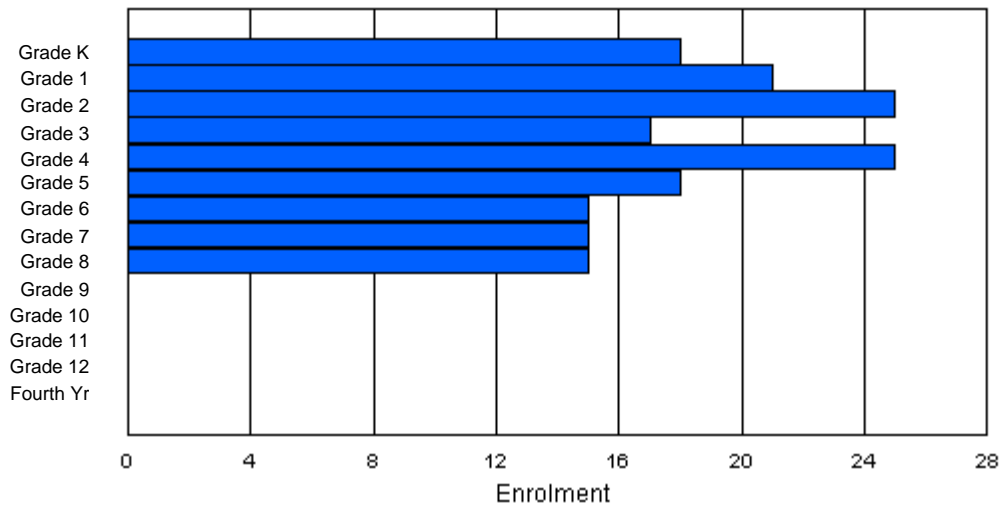
**Enrolment By Age and Gender**

Gender	Age																Total
	5	6	7	8	9	10	11	12	13	14	15	16	17	18	19	20>	
Male	10	10	10	10	12	8	7	6	6	0	0	0	0	0	0	0	79
Female	8	11	15	7	13	10	8	9	9	0	0	0	0	0	0	0	90
<b>Total</b>	<b>18</b>	<b>21</b>	<b>25</b>	<b>17</b>	<b>25</b>	<b>18</b>	<b>15</b>	<b>15</b>	<b>15</b>	<b>0</b>	<b>0</b>	<b>0</b>	<b>0</b>	<b>0</b>	<b>0</b>	<b>0</b>	<b>169</b>

**Enrolment By Grade and Gender**

Gender	Grade															Total
	K	1	2	3	4	5	6	7	8	9	10	11	12	4th		
Male	10	10	10	10	12	8	7	6	6	0	0	0	0	0	0	79
Female	8	11	15	7	13	10	8	9	9	0	0	0	0	0	0	90
<b>Total</b>	<b>18</b>	<b>21</b>	<b>25</b>	<b>17</b>	<b>25</b>	<b>18</b>	<b>15</b>	<b>15</b>	<b>15</b>	<b>0</b>	<b>0</b>	<b>0</b>	<b>0</b>	<b>0</b>	<b>0</b>	<b>169</b>

**Enrolment By Grade**  
For St. Thomas Aquinas



\* Data from the 1999-00 AGR(Enrolment/Age as of the last day in Sept./Dec.)

\*\* Newfoundland Statistics Classification System

\*\*\* May include itinerant teachers

District 4 - Cormack Trail

School #: 118

Stephenville Elementary, Stephenville

Classification: Urban Community/Western Region\*\*

Grades: 3-5

Number of Grades: 3

[School FTE PTR : 14.3](#)

[District FTE PTR : 13.4](#)

[Provincial FTE PTR : 14.3](#)

[FTE Teachers](#) \*\*\* : 22.5

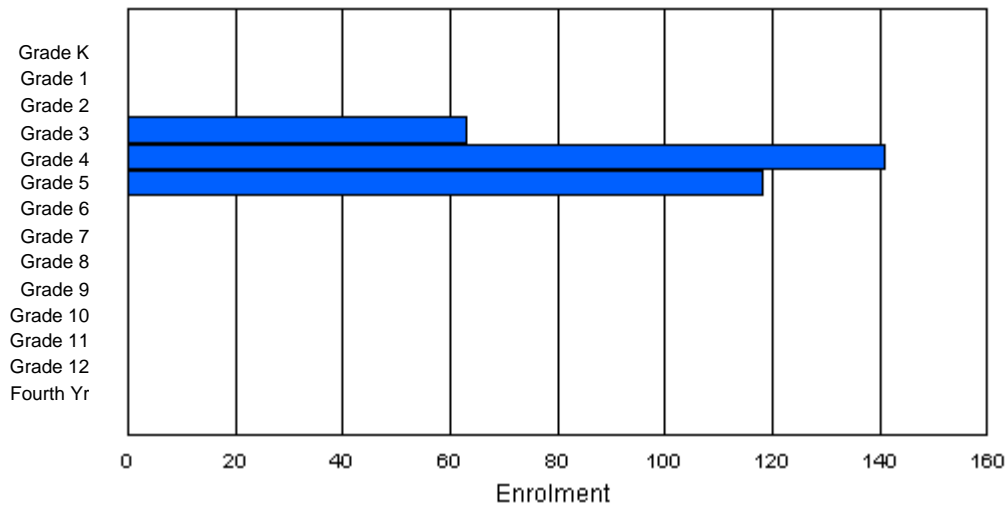
**Enrolment By Age and Gender**

Gender	Age																	Total
	5	6	7	8	9	10	11	12	13	14	15	16	17	18	19	20>		
Male	0	0	0	35	69	64	4	0	0	0	0	0	0	0	0	0	172	
Female	0	0	0	26	64	60	0	0	0	0	0	0	0	0	0	0	150	
<b>Total</b>	<b>0</b>	<b>0</b>	<b>0</b>	<b>61</b>	<b>133</b>	<b>124</b>	<b>4</b>	<b>0</b>	<b>0</b>	<b>0</b>	<b>0</b>	<b>0</b>	<b>0</b>	<b>0</b>	<b>0</b>	<b>0</b>	<b>322</b>	

**Enrolment By Grade and Gender**

Gender	Grade															Total
	K	1	2	3	4	5	6	7	8	9	10	11	12	4th		
Male	0	0	0	37	75	60	0	0	0	0	0	0	0	0	172	
Female	0	0	0	26	66	58	0	0	0	0	0	0	0	0	150	
<b>Total</b>	<b>0</b>	<b>0</b>	<b>0</b>	<b>63</b>	<b>141</b>	<b>118</b>	<b>0</b>	<b>0</b>	<b>0</b>	<b>0</b>	<b>0</b>	<b>0</b>	<b>0</b>	<b>0</b>	<b>322</b>	

**Enrolment By Grade**  
For Stephenville Elementary



\* Data from the 1999-00 AGR(Enrolment/Age as of the last day in Sept./Dec.)

\*\* Newfoundland Statistics Classification System

\*\*\* May include itinerant teachers

District 4 - Cormack Trail

School #: 119

Stephenville High, Stephenville

Classification: Urban Community/Western Region\*\*

Grades: 9-12

Number of Grades: 4

[School FTE PTR : 16.7](#)

[District FTE PTR : 13.4](#)

[Provincial FTE PTR : 14.3](#)

[FTE Teachers](#) \*\*\* : 45.0

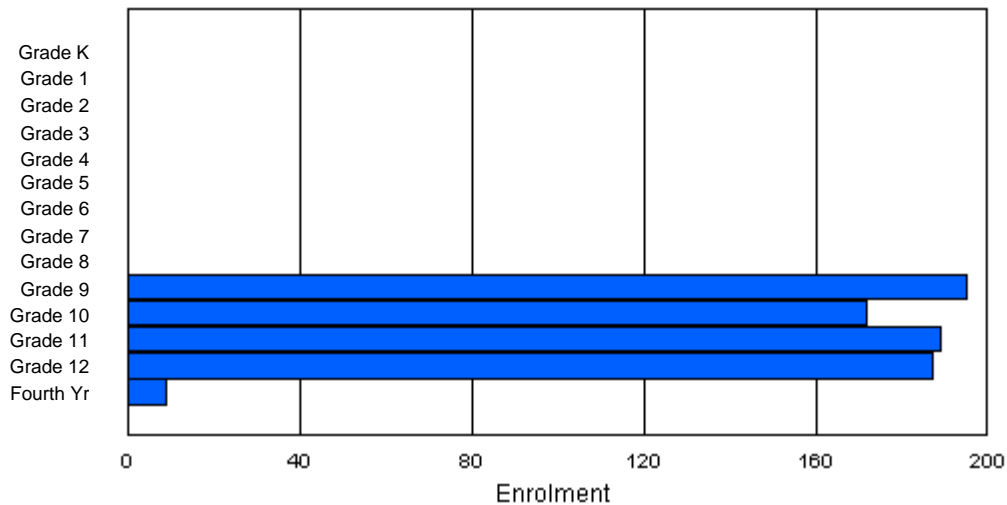
**Enrolment By Age and Gender**

Gender	Age																	Total
	5	6	7	8	9	10	11	12	13	14	15	16	17	18	19	20>		
Male	0	0	0	0	0	0	0	0	19	94	71	106	76	10	4	0	380	
Female	0	0	0	0	0	0	0	0	17	69	94	94	89	7	1	1	372	
<b>Total</b>	0	0	0	0	0	0	0	0	36	163	165	200	165	17	5	1	752	

**Enrolment By Grade and Gender**

Gender	Grade															Total
	K	1	2	3	4	5	6	7	8	9	10	11	12	4th		
Male	0	0	0	0	0	0	0	0	0	102	88	97	87	6	380	
Female	0	0	0	0	0	0	0	0	0	93	84	92	100	3	372	
<b>Total</b>	0	0	0	0	0	0	0	0	0	195	172	189	187	9	752	

**Enrolment By Grade**  
For Stephenville High



\* Data from the 1999-00 AGR(Enrolment/Age as of the last day in Sept./Dec.)

\*\* Newfoundland Statistics Classification System

\*\*\* May include itinerant teachers

District 4 - Cormack Trail

School #: 396

Stephenville Middle School, Stephenville

Classification: Urban Community/Western Region\*\*

Grades: 6-8

Number of Grades: 3

[School FTE PTR : 16.1](#)

[District FTE PTR : 13.4](#)

[Provincial FTE PTR : 14.3](#)

[FTE Teachers](#) \*\*\* : 25.5

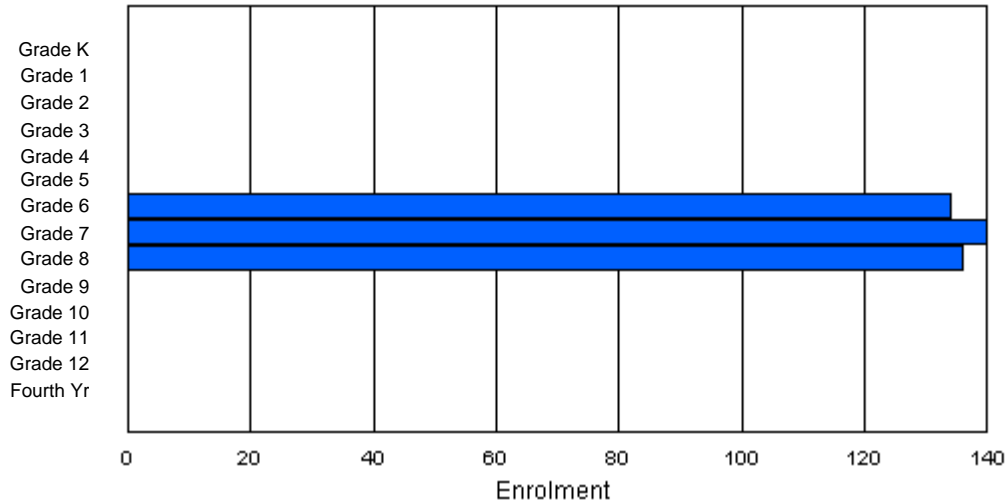
**Enrolment By Age and Gender**

Gender	Age																Total
	5	6	7	8	9	10	11	12	13	14	15	16	17	18	19	20>	
Male	0	0	0	0	0	1	63	80	75	7	0	0	0	0	0	0	226
Female	0	0	0	0	0	0	67	59	54	4	0	0	0	0	0	0	184
<b>Total</b>	<b>0</b>	<b>0</b>	<b>0</b>	<b>0</b>	<b>0</b>	<b>1</b>	<b>130</b>	<b>139</b>	<b>129</b>	<b>11</b>	<b>0</b>	<b>0</b>	<b>0</b>	<b>0</b>	<b>0</b>	<b>0</b>	<b>410</b>

**Enrolment By Grade and Gender**

Gender	Grade															Total
	K	1	2	3	4	5	6	7	8	9	10	11	12	4th		
Male	0	0	0	0	0	0	67	78	81	0	0	0	0	0	226	
Female	0	0	0	0	0	0	67	62	55	0	0	0	0	0	184	
<b>Total</b>	<b>0</b>	<b>0</b>	<b>0</b>	<b>0</b>	<b>0</b>	<b>0</b>	<b>134</b>	<b>140</b>	<b>136</b>	<b>0</b>	<b>0</b>	<b>0</b>	<b>0</b>	<b>0</b>	<b>410</b>	

**Enrolment By Grade**  
For Stephenville Middle School



\* Data from the 1999-00 AGR(Enrolment/Age as of the last day in Sept./Dec.)

\*\* Newfoundland Statistics Classification System

\*\*\* May include itinerant teachers

District 4 - Cormack Trail

School #: 120

Stephenville Primary, Stephenville

Classification: Urban Community/Western Region\*\*

Grades: K-3

Number of Grades: 4

[School FTE PTR : 15.0](#)

[District FTE PTR : 13.4](#)

[Provincial FTE PTR : 14.3](#)

[FTE Teachers](#) \*\*\* : 25.0

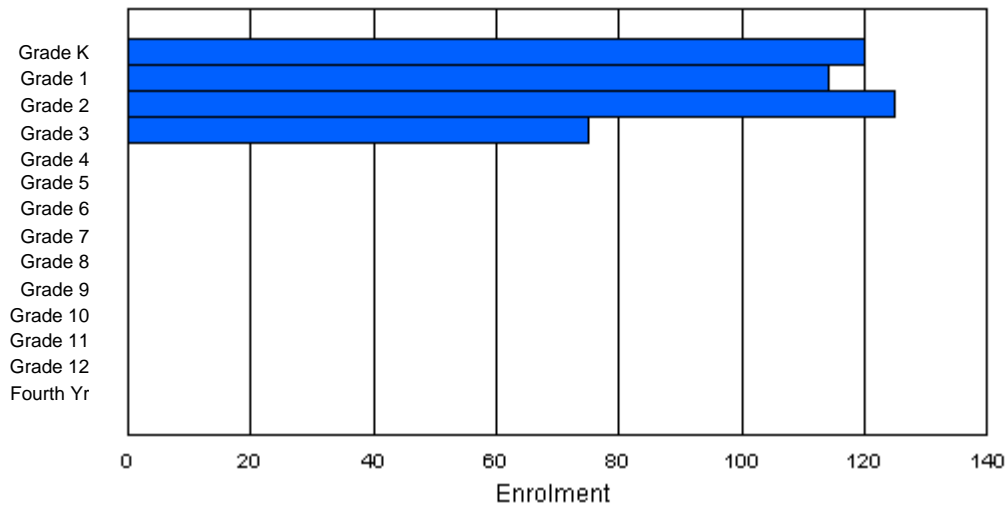
**Enrolment By Age and Gender**

Gender	Age																Total
	5	6	7	8	9	10	11	12	13	14	15	16	17	18	19	20>	
Male	63	55	72	43	4	0	0	0	0	0	0	0	0	0	0	0	237
Female	57	55	53	31	1	0	0	0	0	0	0	0	0	0	0	0	197
<b>Total</b>	<b>120</b>	<b>110</b>	<b>125</b>	<b>74</b>	<b>5</b>	<b>0</b>	<b>0</b>	<b>0</b>	<b>0</b>	<b>0</b>	<b>0</b>	<b>0</b>	<b>0</b>	<b>0</b>	<b>0</b>	<b>0</b>	<b>434</b>

**Enrolment By Grade and Gender**

Gender	Grade														Total
	K	1	2	3	4	5	6	7	8	9	10	11	12	4th	
Male	63	58	71	45	0	0	0	0	0	0	0	0	0	0	237
Female	57	56	54	30	0	0	0	0	0	0	0	0	0	0	197
<b>Total</b>	<b>120</b>	<b>114</b>	<b>125</b>	<b>75</b>	<b>0</b>	<b>0</b>	<b>0</b>	<b>0</b>	<b>0</b>	<b>0</b>	<b>0</b>	<b>0</b>	<b>0</b>	<b>0</b>	<b>434</b>

**Enrolment By Grade**  
For Stephenville Primary



\* Data from the 1999-00 AGR(Enrolment/Age as of the last day in Sept./Dec.)

\*\* Newfoundland Statistics Classification System

\*\*\* May include itinerant teachers

District 5 - Baie Verte/Central/Connaigre

School #: 398 Avoca Collegiate, Badger

Classification: Urban Community/Central Region\*\*

Grades: K-9 Number of Grades: 10

[School FTE PTR : 10.8](#)

[District FTE PTR : 13.2](#)

[Provincial FTE PTR : 14.3](#)

[FTE Teachers](#) \*\*\* : 7.8

**Enrolment By Age and Gender**

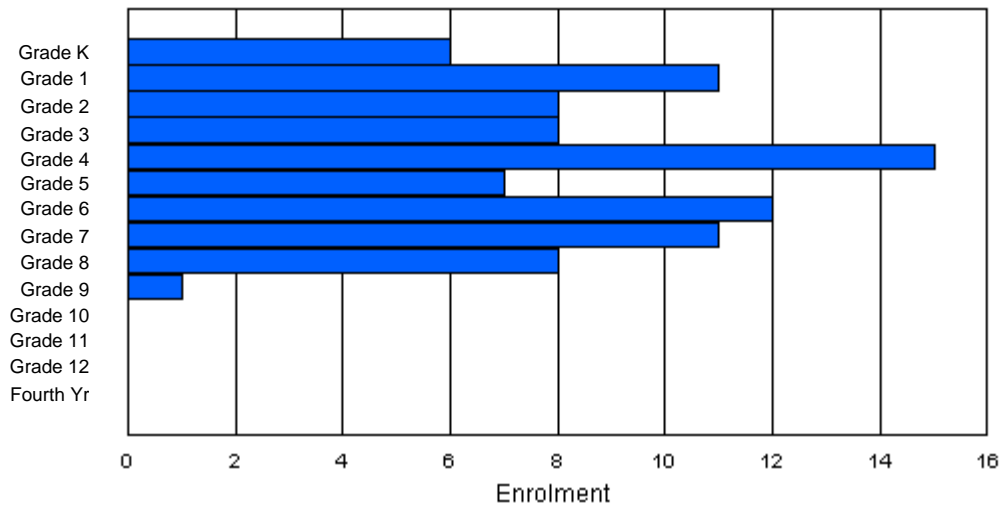
Gender	Age																Total
	5	6	7	8	9	10	11	12	13	14	15	16	17	18	19	20>	
Male	1	6	5	3	9	1	8	7	3	0	0	0	0	0	0	0	43
Female	5	5	3	5	5	7	4	4	5	0	1	0	0	0	0	0	44
Total	6	11	8	8	14	8	12	11	8	0	1	0	0	0	0	0	87

**Enrolment By Grade and Gender**

Gender	Grade															Total
	K	1	2	3	4	5	6	7	8	9	10	11	12	4th		
Male	1	6	5	3	9	1	8	7	3	0	0	0	0	0	43	
Female	5	5	3	5	6	6	4	4	5	1	0	0	0	0	44	
Total	6	11	8	8	15	7	12	11	8	1	0	0	0	0	87	

**Enrolment By Grade**

For Avoca Collegiate



\* Data from the 1999-00 AGR(Enrolment/Age as of the last day in Sept./Dec.)

\*\* Newfoundland Statistics Classification System

\*\*\* May include itinerant teachers

District 5 - Baie Verte/Central/Connaigre

School #: 125 Baie Verte High School, Baie Verte

Classification: Rural Community/Central Region\*\*

Grades: 8-12 Number of Grades: 5

[School FTE PTR : 15.2](#)  
[District FTE PTR : 13.2](#)  
[Provincial FTE PTR : 14.3](#)

[FTE Teachers](#) \*\*\* : 19.3

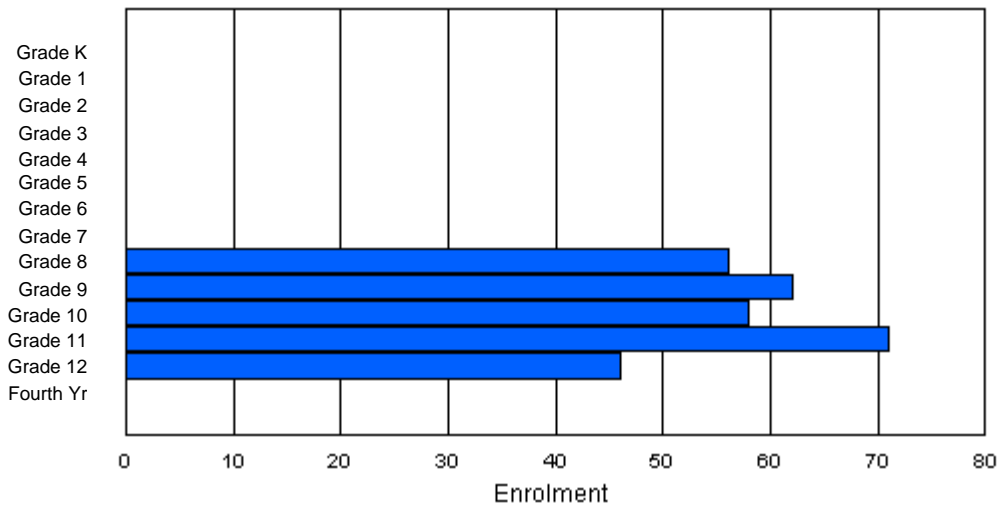
**Enrolment By Age and Gender**

Gender	Age																Total
	5	6	7	8	9	10	11	12	13	14	15	16	17	18	19	20>	
Male	0	0	0	0	0	0	0	0	37	29	20	37	26	6	6	0	161
Female	0	0	0	0	0	0	0	0	25	25	26	26	25	4	1	0	132
<b>Total</b>	<b>0</b>	<b>0</b>	<b>0</b>	<b>0</b>	<b>0</b>	<b>0</b>	<b>0</b>	<b>0</b>	<b>62</b>	<b>54</b>	<b>46</b>	<b>63</b>	<b>51</b>	<b>10</b>	<b>7</b>	<b>0</b>	<b>293</b>

**Enrolment By Grade and Gender**

Gender	Grade															Total
	K	1	2	3	4	5	6	7	8	9	10	11	12	4th		
Male	0	0	0	0	0	0	0	0	35	33	29	38	26	0	161	
Female	0	0	0	0	0	0	0	0	21	29	29	33	20	0	132	
<b>Total</b>	<b>0</b>	<b>0</b>	<b>0</b>	<b>0</b>	<b>0</b>	<b>0</b>	<b>0</b>	<b>0</b>	<b>56</b>	<b>62</b>	<b>58</b>	<b>71</b>	<b>46</b>	<b>0</b>	<b>293</b>	

**Enrolment By Grade**  
For Baie Verte High School



\* Data from the 1999-00 AGR(Enrolment/Age as of the last day in Sept./Dec.)

\*\* Newfoundland Statistics Classification System

\*\*\* May include itinerant teachers



District 5 - Baie Verte/Central/Connaigre

School #: 126

Baie Verte Middle School, Baie Verte

Classification: Rural Community/Central Region\*\*

Grades: 5-7

Number of Grades: 3

[School FTE PTR : 16.3](#)

[District FTE PTR : 13.2](#)

[Provincial FTE PTR : 14.3](#)

[FTE Teachers](#) \*\*\* : 9.0

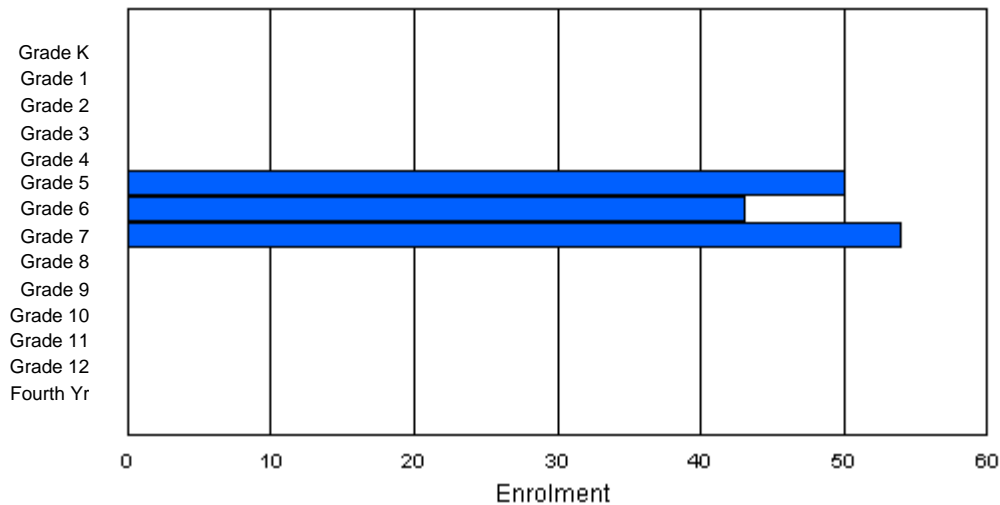
**Enrolment By Age and Gender**

Gender	Age																Total
	5	6	7	8	9	10	11	12	13	14	15	16	17	18	19	20>	
Male	0	0	0	0	1	20	19	29	2	0	0	0	0	0	0	0	71
Female	0	0	0	0	0	25	26	23	2	0	0	0	0	0	0	0	76
Total	0	0	0	0	1	45	45	52	4	0	0	0	0	0	0	0	147

**Enrolment By Grade and Gender**

Gender	Grade														Total
	K	1	2	3	4	5	6	7	8	9	10	11	12	4th	
Male	0	0	0	0	0	22	18	31	0	0	0	0	0	0	71
Female	0	0	0	0	0	28	25	23	0	0	0	0	0	0	76
Total	0	0	0	0	0	50	43	54	0	0	0	0	0	0	147

**Enrolment By Grade**  
For Baie Verte Middle School



\* Data from the 1999-00 AGR(Enrolment/Age as of the last day in Sept./Dec.)

\*\* Newfoundland Statistics Classification System

\*\*\* May include itinerant teachers

District 5 - Baie Verte/Central/Connaigre

School #: 399 Baie Verte Primary, Baie Verte

Classification: Rural Community/Central Region\*\*

Grades: K-4 Number of Grades: 5

[School FTE PTR : 12.5](#)  
[District FTE PTR : 13.2](#)  
[Provincial FTE PTR : 14.3](#)

[FTE Teachers](#) \*\*\* : 13.5

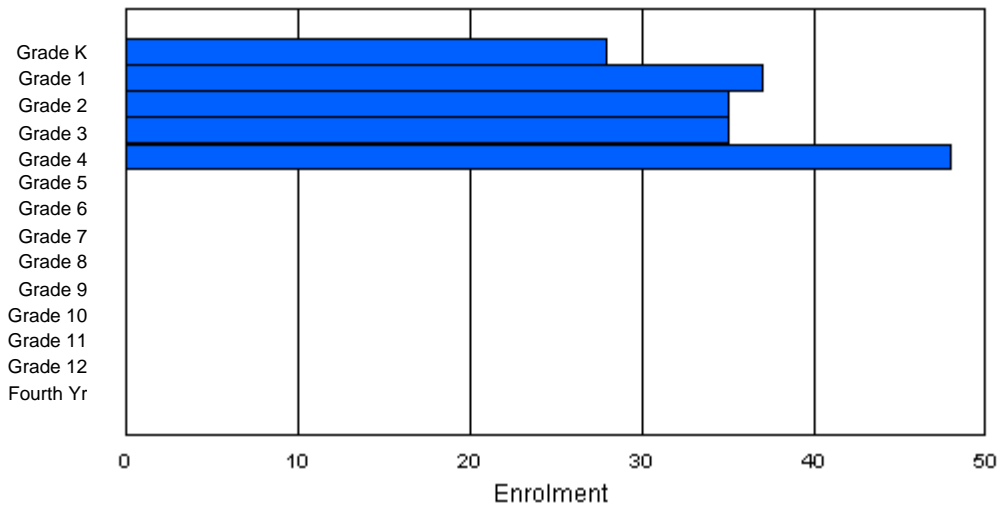
**Enrolment By Age and Gender**

Gender	Age																Total
	5	6	7	8	9	10	11	12	13	14	15	16	17	18	19	20>	
Male	13	19	21	22	24	1	0	0	0	0	0	0	0	0	0	0	100
Female	15	18	12	13	24	1	0	0	0	0	0	0	0	0	0	0	83
<b>Total</b>	<b>28</b>	<b>37</b>	<b>33</b>	<b>35</b>	<b>48</b>	<b>2</b>	<b>0</b>	<b>0</b>	<b>0</b>	<b>0</b>	<b>0</b>	<b>0</b>	<b>0</b>	<b>0</b>	<b>0</b>	<b>183</b>	

**Enrolment By Grade and Gender**

Gender	Grade															Total
	K	1	2	3	4	5	6	7	8	9	10	11	12	4th		
Male	13	19	23	22	23	0	0	0	0	0	0	0	0	0	100	
Female	15	18	12	13	25	0	0	0	0	0	0	0	0	0	83	
<b>Total</b>	<b>28</b>	<b>37</b>	<b>35</b>	<b>35</b>	<b>48</b>	<b>0</b>	<b>0</b>	<b>0</b>	<b>0</b>	<b>0</b>	<b>0</b>	<b>0</b>	<b>0</b>	<b>0</b>	<b>183</b>	

**Enrolment By Grade**  
For Baie Verte Primary



\* Data from the 1999-00 AGR(Enrolment/Age as of the last day in Sept./Dec.)

\*\* Newfoundland Statistics Classification System

\*\*\* May include itinerant teachers

District 5 - Baie Verte/Central/Connaigre

School #: 160 Bayview Primary, Nipper's Harbour

Classification: Rural Community/Central Region\*\*

Grades: K-1,3 Number of Grades: 3

[School FTE PTR : 5.5](#)  
[District FTE PTR : 13.2](#)  
[Provincial FTE PTR : 14.3](#)

[FTE Teachers](#) \*\*\* : 1.0

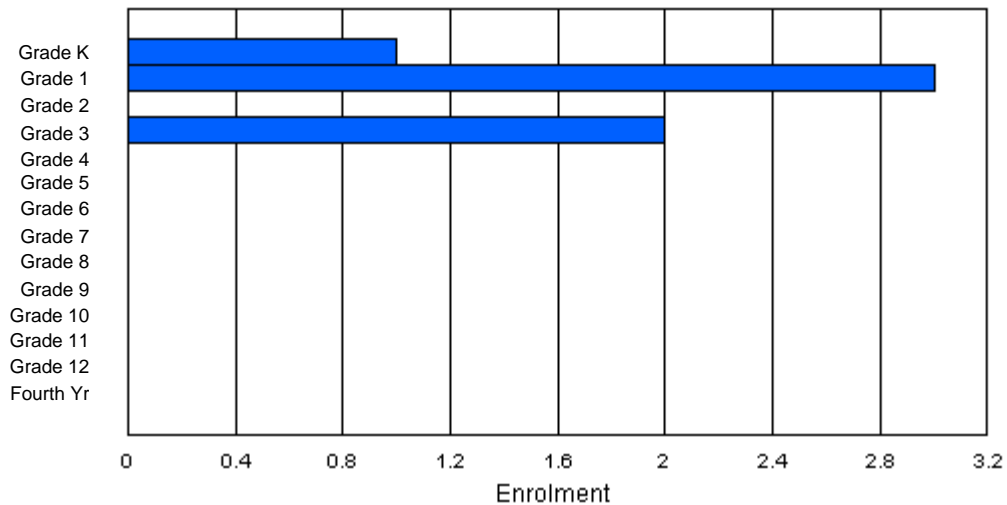
**Enrolment By Age and Gender**

Gender	Age																Total
	5	6	7	8	9	10	11	12	13	14	15	16	17	18	19	20>	
Male	1	1	0	2	0	0	0	0	0	0	0	0	0	0	0	0	4
Female	0	2	0	0	0	0	0	0	0	0	0	0	0	0	0	0	2
<b>Total</b>	<b>1</b>	<b>3</b>	<b>0</b>	<b>2</b>	<b>0</b>	<b>0</b>	<b>0</b>	<b>0</b>	<b>0</b>	<b>0</b>	<b>0</b>	<b>0</b>	<b>0</b>	<b>0</b>	<b>0</b>	<b>0</b>	<b>6</b>

**Enrolment By Grade and Gender**

Gender	Grade															Total
	K	1	2	3	4	5	6	7	8	9	10	11	12	4th		
Male	1	1	0	1	0	0	0	0	0	0	0	0	0	0	0	3
Female	0	2	0	1	0	0	0	0	0	0	0	0	0	0	0	3
<b>Total</b>	<b>1</b>	<b>3</b>	<b>0</b>	<b>2</b>	<b>0</b>	<b>0</b>	<b>0</b>	<b>0</b>	<b>0</b>	<b>0</b>	<b>0</b>	<b>0</b>	<b>0</b>	<b>0</b>	<b>0</b>	<b>6</b>

**Enrolment By Grade**  
For Bayview Primary



\* Data from the 1999-00 AGR(Enrolment/Age as of the last day in Sept./Dec.)

\*\* Newfoundland Statistics Classification System

\*\*\* May include itinerant teachers

District 5 - Baie Verte/Central/Connaigre

School #: 130

Bishop's Falls Academy, Bishop's Falls

Classification: Urban Community/Central Region\*\*

Grades: 6-7

Number of Grades: 2

[School FTE PTR : 14.6](#)

[District FTE PTR : 13.2](#)

[Provincial FTE PTR : 14.3](#)

[FTE Teachers](#) \*\*\* : 7.0

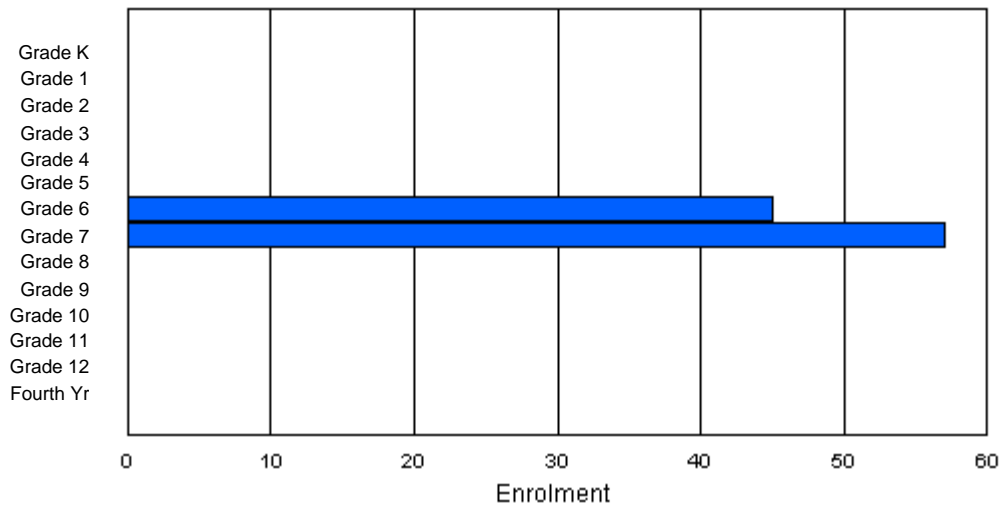
**Enrolment By Age and Gender**

Gender	Age																Total
	5	6	7	8	9	10	11	12	13	14	15	16	17	18	19	20>	
Male	0	0	0	0	0	1	24	18	3	1	0	0	0	0	0	0	47
Female	0	0	0	0	0	0	21	31	3	0	0	0	0	0	0	0	55
<b>Total</b>	0	0	0	0	0	1	45	49	6	1	0	0	0	0	0	0	102

**Enrolment By Grade and Gender**

Gender	Grade														Total
	K	1	2	3	4	5	6	7	8	9	10	11	12	4th	
Male	0	0	0	0	0	0	24	23	0	0	0	0	0	0	47
Female	0	0	0	0	0	0	21	34	0	0	0	0	0	0	55
<b>Total</b>	0	0	0	0	0	0	45	57	0	0	0	0	0	0	102

**Enrolment By Grade**  
For Bishop's Falls Academy



\* Data from the 1999-00 AGR(Enrolment/Age as of the last day in Sept./Dec.)

\*\* Newfoundland Statistics Classification System

\*\*\* May include itinerant teachers

District 5 - Baie Verte/Central/Connaigre

School #: 132

Botwood Collegiate, Botwood

Classification: Urban Community/Central Region\*\*

Grades: 9-12

Number of Grades: 4

[School FTE PTR : 15.2](#)

[District FTE PTR : 13.2](#)

[Provincial FTE PTR : 14.3](#)

[FTE Teachers](#) \*\*\* : 21.0

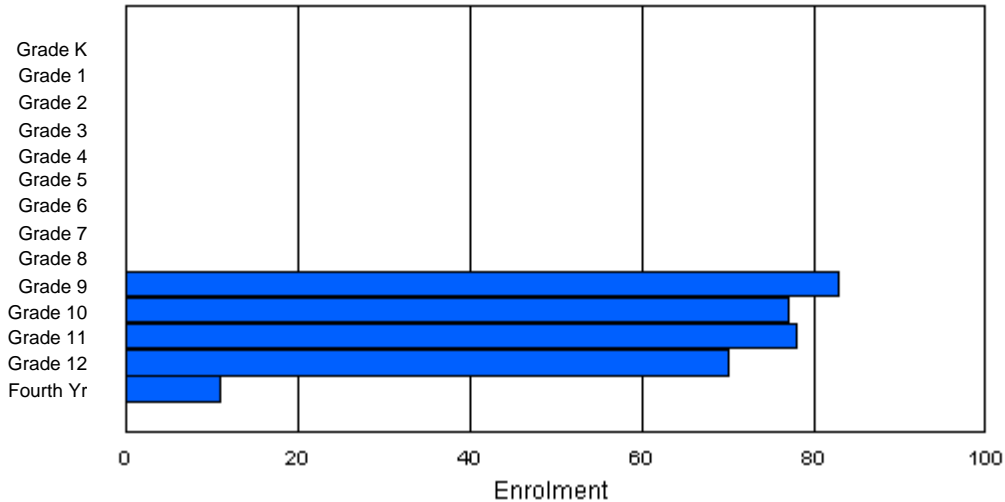
**Enrolment By Age and Gender**

Gender	Age																	Total
	5	6	7	8	9	10	11	12	13	14	15	16	17	18	19	20>		
Male	0	0	0	0	0	0	0	0	0	36	50	41	38	13	2	0	180	
Female	0	0	0	0	0	0	0	0	0	23	42	36	33	2	3	0	139	
<b>Total</b>	0	0	0	0	0	0	0	0	0	59	92	77	71	15	5	0	319	

**Enrolment By Grade and Gender**

Gender	Grade															Total
	K	1	2	3	4	5	6	7	8	9	10	11	12	4th		
Male	0	0	0	0	0	0	0	0	0	50	41	46	34	9	180	
Female	0	0	0	0	0	0	0	0	0	33	36	32	36	2	139	
<b>Total</b>	0	0	0	0	0	0	0	0	0	83	77	78	70	11	319	

**Enrolment By Grade**  
For Botwood Collegiate



\* Data from the 1999-00 AGR(Enrolment/Age as of the last day in Sept./Dec.)

\*\* Newfoundland Statistics Classification System

\*\*\* May include itinerant teachers

District 5 - Baie Verte/Central/Connaigre

School #: 133 Botwood Memorial Academy Elementary, Botwood

Classification: Urban Community/Central Region\*\*

Grades: K-6 Number of Grades: 7

[School FTE PTR : 14.8](#)

[District FTE PTR : 13.2](#)

[Provincial FTE PTR : 14.3](#)

[FTE Teachers](#) \*\*\* : 26.5

**Enrolment By Age and Gender**

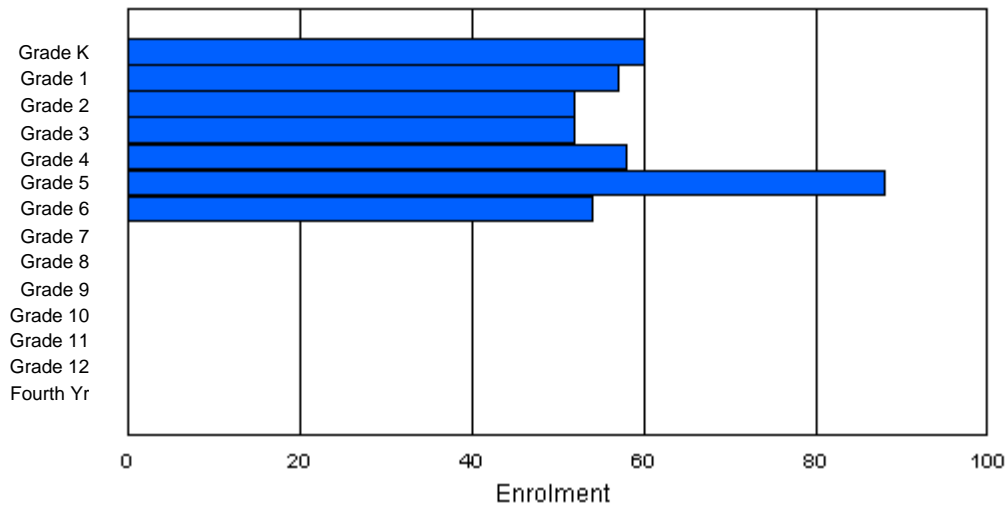
Gender	Age																Total
	5	6	7	8	9	10	11	12	13	14	15	16	17	18	19	20>	
Male	30	31	27	27	34	48	25	0	0	0	0	0	0	0	0	0	222
Female	30	25	25	25	25	40	27	2	0	0	0	0	0	0	0	0	199
<b>Total</b>	<b>60</b>	<b>56</b>	<b>52</b>	<b>52</b>	<b>59</b>	<b>88</b>	<b>52</b>	<b>2</b>	<b>0</b>	<b>0</b>	<b>0</b>	<b>0</b>	<b>0</b>	<b>0</b>	<b>0</b>	<b>0</b>	<b>421</b>

**Enrolment By Grade and Gender**

Gender	Grade														Total
	K	1	2	3	4	5	6	7	8	9	10	11	12	4th	
Male	30	32	27	27	33	48	25	0	0	0	0	0	0	0	222
Female	30	25	25	25	25	40	29	0	0	0	0	0	0	0	199
<b>Total</b>	<b>60</b>	<b>57</b>	<b>52</b>	<b>52</b>	<b>58</b>	<b>88</b>	<b>54</b>	<b>0</b>	<b>0</b>	<b>0</b>	<b>0</b>	<b>0</b>	<b>0</b>	<b>0</b>	<b>421</b>

**Enrolment By Grade**

For Botwood Memorial Academy Elementary



\* Data from the 1999-00 AGR(Enrolment/Age as of the last day in Sept./Dec.)

\*\* Newfoundland Statistics Classification System

\*\*\* May include itinerant teachers

District 5 - Baie Verte/Central/Connaigre

School #: 172      Brian Peckford Elementary, Triton

Classification: Rural Community/Central Region\*\*

Grades: K-6      Number of Grades: 7

[School FTE PTR : 12.3](#)

[District FTE PTR : 13.2](#)

[Provincial FTE PTR : 14.3](#)

[FTE Teachers](#) \*\*\* : 9.0

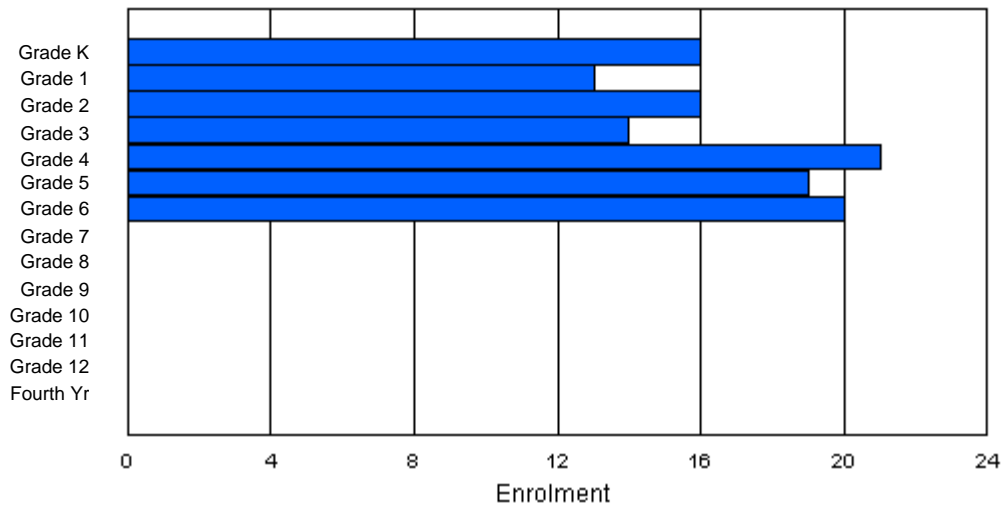
**Enrolment By Age and Gender**

Gender	Age																Total
	5	6	7	8	9	10	11	12	13	14	15	16	17	18	19	20>	
Male	9	5	14	2	12	13	12	3	0	0	0	0	0	0	0	0	70
Female	8	6	3	0	10	15	7	0	0	0	0	0	0	0	0	0	49
<b>Total</b>	<b>17</b>	<b>11</b>	<b>17</b>	<b>2</b>	<b>22</b>	<b>28</b>	<b>19</b>	<b>3</b>	<b>0</b>	<b>0</b>	<b>0</b>	<b>0</b>	<b>0</b>	<b>0</b>	<b>0</b>	<b>0</b>	<b>119</b>

**Enrolment By Grade and Gender**

Gender	Grade														Total
	K	1	2	3	4	5	6	7	8	9	10	11	12	4th	
Male	8	7	12	5	11	14	13	0	0	0	0	0	0	0	70
Female	8	6	4	9	10	5	7	0	0	0	0	0	0	0	49
<b>Total</b>	<b>16</b>	<b>13</b>	<b>16</b>	<b>14</b>	<b>21</b>	<b>19</b>	<b>20</b>	<b>0</b>	<b>0</b>	<b>0</b>	<b>0</b>	<b>0</b>	<b>0</b>	<b>0</b>	<b>119</b>

**Enrolment By Grade**  
For Brian Peckford Elementary



\* Data from the 1999-00 AGR(Enrolment/Age as of the last day in Sept./Dec.)

\*\* Newfoundland Statistics Classification System

\*\*\* May include itinerant teachers

District 5 - Baie Verte/Central/Connaigre

School #: 153

Cape John Collegiate, LaScie

Classification: Rural Community/Central Region\*\*

Grades: 7-12

Number of Grades: 6

[School FTE PTR : 13.4](#)

[District FTE PTR : 13.2](#)

[Provincial FTE PTR : 14.3](#)

[FTE Teachers](#) \*\*\* : 17.0

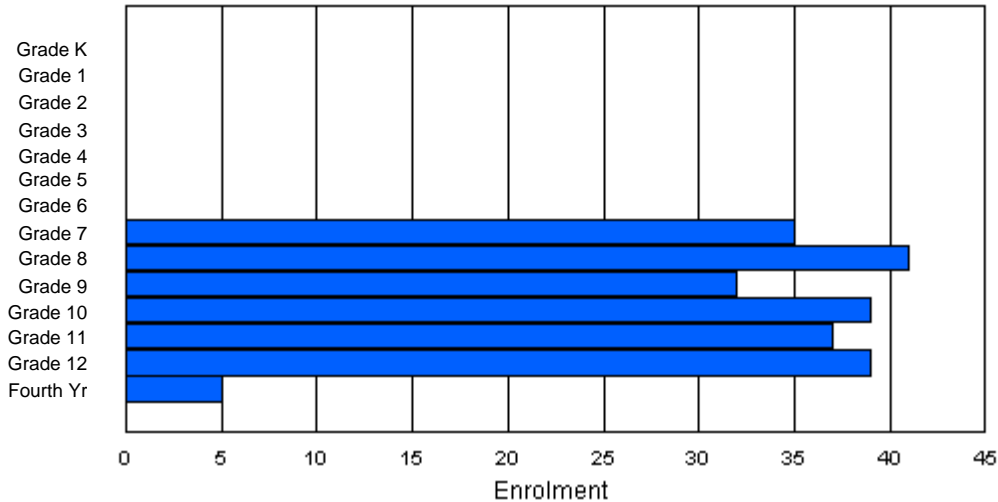
**Enrolment By Age and Gender**

Gender	Age																Total
	5	6	7	8	9	10	11	12	13	14	15	16	17	18	19	20>	
Male	0	0	0	0	0	0	0	16	21	19	15	16	18	6	2	0	113
Female	0	0	0	0	0	0	0	17	18	15	18	23	23	0	1	0	115
<b>Total</b>	0	0	0	0	0	0	0	33	39	34	33	39	41	6	3	0	228

**Enrolment By Grade and Gender**

Gender	Grade															Total
	K	1	2	3	4	5	6	7	8	9	10	11	12	4th		
Male	0	0	0	0	0	0	0	18	21	19	17	16	18	4	113	
Female	0	0	0	0	0	0	0	17	20	13	22	21	21	1	115	
<b>Total</b>	0	0	0	0	0	0	0	35	41	32	39	37	39	5	228	

**Enrolment By Grade**  
For Cape John Collegiate



\* Data from the 1999-00 AGR(Enrolment/Age as of the last day in Sept./Dec.)

\*\* Newfoundland Statistics Classification System

\*\*\* May include itinerant teachers



District 5 - Baie Verte/Central/Connaigre

School #: 406

Conrad Fitzgerald Academy, English Harbour West

Classification: Rural Community/Southern Region\*\*

Grades: K-12

Number of Grades: 13

[School FTE PTR : 12.7](#)

[District FTE PTR : 13.2](#)

[Provincial FTE PTR : 14.3](#)

[FTE Teachers](#) \*\*\* : 23.0

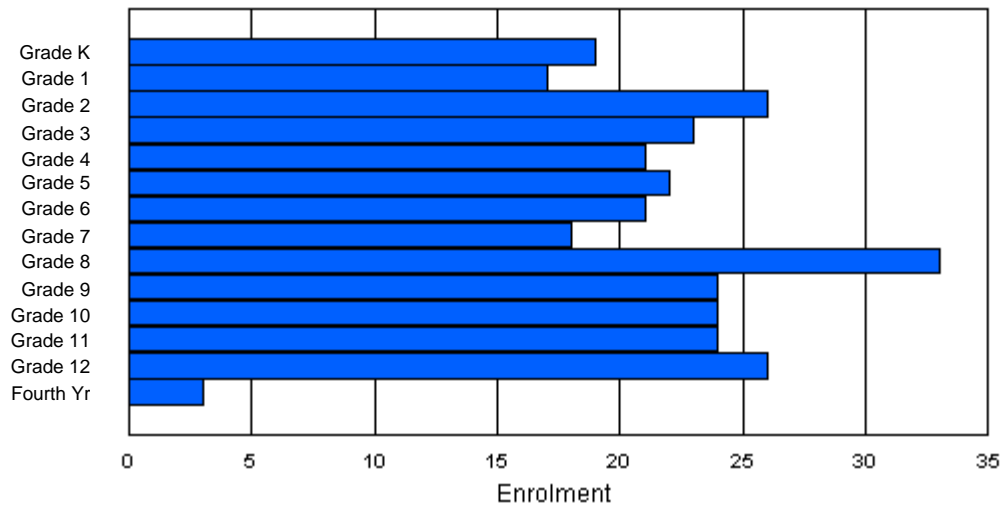
**Enrolment By Age and Gender**

Gender	Age																	Total
	5	6	7	8	9	10	11	12	13	14	15	16	17	18	19	20>		
Male	13	7	15	13	8	11	12	7	9	15	15	20	10	7	1	1	164	
Female	6	6	14	8	13	6	12	11	11	16	6	8	12	6	2	0	137	
<b>Total</b>	<b>19</b>	<b>13</b>	<b>29</b>	<b>21</b>	<b>21</b>	<b>17</b>	<b>24</b>	<b>18</b>	<b>20</b>	<b>31</b>	<b>21</b>	<b>28</b>	<b>22</b>	<b>13</b>	<b>3</b>	<b>1</b>	<b>301</b>	

**Enrolment By Grade and Gender**

Gender	Grade															Total
	K	1	2	3	4	5	6	7	8	9	10	11	12	4th		
Male	13	11	12	14	8	13	9	8	16	15	18	15	11	1	164	
Female	6	6	14	9	13	9	12	10	17	9	6	9	15	2	137	
<b>Total</b>	<b>19</b>	<b>17</b>	<b>26</b>	<b>23</b>	<b>21</b>	<b>22</b>	<b>21</b>	<b>18</b>	<b>33</b>	<b>24</b>	<b>24</b>	<b>24</b>	<b>26</b>	<b>3</b>	<b>301</b>	

**Enrolment By Grade**  
For Conrad Fitzgerald Academy



\* Data from the 1999-00 AGR(Enrolment/Age as of the last day in Sept./Dec.)

\*\* Newfoundland Statistics Classification System

\*\*\* May include itinerant teachers

District 5 - Baie Verte/Central/Connaigre

School #: 405

Cottrell's Cove Academy, Cottrell's Cove

Classification: Rural Community/Central Region\*\*

Grades: K-4,6-7,9-12

Number of Grades: 11

[School FTE PTR : 7.5](#)

[District FTE PTR : 13.2](#)

[Provincial FTE PTR : 14.3](#)

[FTE Teachers](#) \*\*\* : 6.0

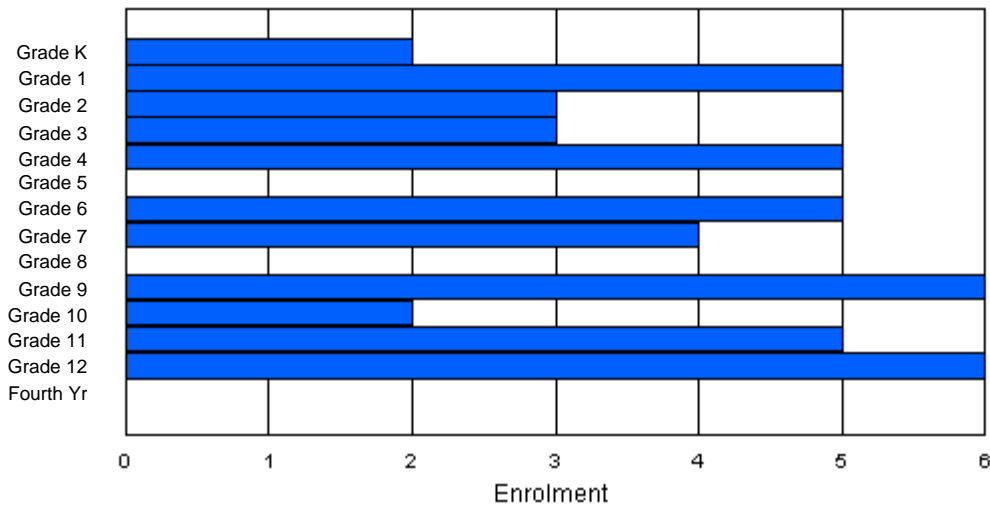
**Enrolment By Age and Gender**

Gender	Age																	Total
	5	6	7	8	9	10	11	12	13	14	15	16	17	18	19	20>		
Male	2	3	1	3	3	0	5	1	0	3	1	1	1	2	0	0	26	
Female	0	2	2	0	2	0	0	3	0	3	1	4	3	0	0	0	20	
<b>Total</b>	<b>2</b>	<b>5</b>	<b>3</b>	<b>3</b>	<b>5</b>	<b>0</b>	<b>5</b>	<b>4</b>	<b>0</b>	<b>6</b>	<b>2</b>	<b>5</b>	<b>4</b>	<b>2</b>	<b>0</b>	<b>0</b>	<b>46</b>	

**Enrolment By Grade and Gender**

Gender	Grade															Total
	K	1	2	3	4	5	6	7	8	9	10	11	12	4th		
Male	2	3	1	3	3	0	5	1	0	3	1	1	3	0	26	
Female	0	2	2	0	2	0	0	3	0	3	1	4	3	0	20	
<b>Total</b>	<b>2</b>	<b>5</b>	<b>3</b>	<b>3</b>	<b>5</b>	<b>0</b>	<b>5</b>	<b>4</b>	<b>0</b>	<b>6</b>	<b>2</b>	<b>5</b>	<b>6</b>	<b>0</b>	<b>46</b>	

**Enrolment By Grade**  
For Cottrell's Cove Academy



\* Data from the 1999-00 AGR(Enrolment/Age as of the last day in Sept./Dec.)

\*\* Newfoundland Statistics Classification System

\*\*\* May include itinerant teachers

District 5 - Baie Verte/Central/Connaigre

School #: 408

Deckwood Elementary, Woodstock

Classification: Rural Community/Central Region\*\*

Grades: K-6

Number of Grades: 7

[School FTE PTR : 8.2](#)

[District FTE PTR : 13.2](#)

[Provincial FTE PTR : 14.3](#)

[FTE Teachers](#) \*\*\* : 5.0

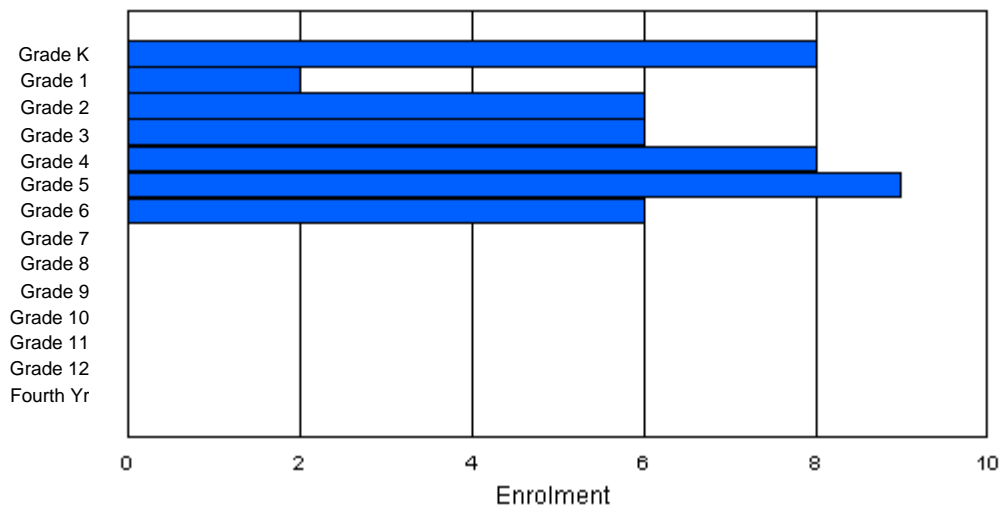
**Enrolment By Age and Gender**

Gender	Age																	Total
	5	6	7	8	9	10	11	12	13	14	15	16	17	18	19	20>		
Male	2	1	2	4	6	4	3	0	0	0	0	0	0	0	0	0	22	
Female	6	1	4	1	1	5	4	1	0	0	0	0	0	0	0	0	23	
<b>Total</b>	<b>8</b>	<b>2</b>	<b>6</b>	<b>5</b>	<b>7</b>	<b>9</b>	<b>7</b>	<b>1</b>	<b>0</b>	<b>0</b>	<b>0</b>	<b>0</b>	<b>0</b>	<b>0</b>	<b>0</b>	<b>0</b>	<b>45</b>	

**Enrolment By Grade and Gender**

Gender	Grade															Total
	K	1	2	3	4	5	6	7	8	9	10	11	12	4th		
Male	2	1	2	5	5	4	3	0	0	0	0	0	0	0	22	
Female	6	1	4	1	3	5	3	0	0	0	0	0	0	0	23	
<b>Total</b>	<b>8</b>	<b>2</b>	<b>6</b>	<b>6</b>	<b>8</b>	<b>9</b>	<b>6</b>	<b>0</b>	<b>0</b>	<b>0</b>	<b>0</b>	<b>0</b>	<b>0</b>	<b>0</b>	<b>45</b>	

**Enrolment By Grade**  
For Deckwood Elementary



\* Data from the 1999-00 AGR(Enrolment/Age as of the last day in Sept./Dec.)

\*\* Newfoundland Statistics Classification System

\*\*\* May include itinerant teachers

District 5 - Baie Verte/Central/Connaigre

School #: 162

Dorset Collegiate, Pilley's Island

Classification: Rural Community/Central Region\*\*

Grades: 9-12

Number of Grades: 4

[School FTE PTR : 14.8](#)

[District FTE PTR : 13.2](#)

[Provincial FTE PTR : 14.3](#)

[FTE Teachers](#) \*\*\* : 14.5

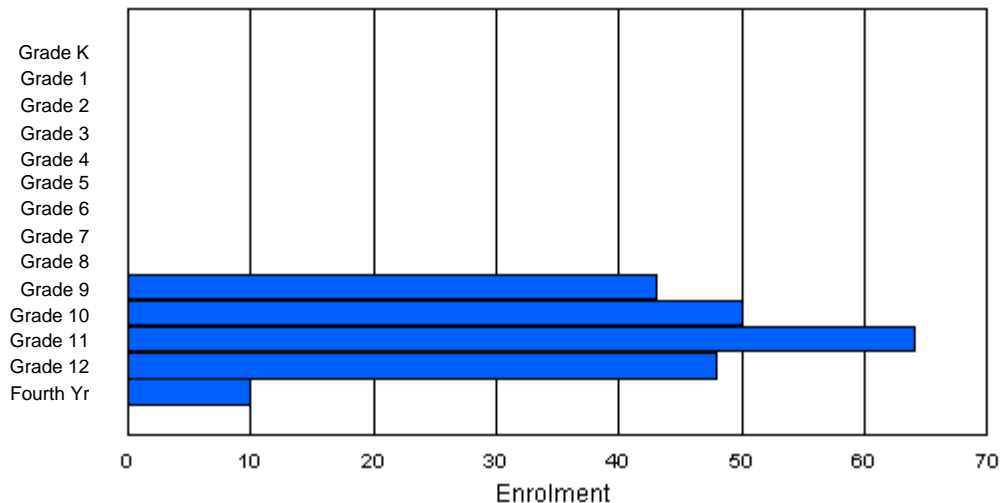
**Enrolment By Age and Gender**

Gender	Age																	Total
	5	6	7	8	9	10	11	12	13	14	15	16	17	18	19	20>		
Male	0	0	0	0	0	0	0	0	0	20	17	33	23	9	4	0	106	
Female	0	0	0	0	0	0	0	0	0	21	22	25	34	5	0	2	109	
<b>Total</b>	0	0	0	0	0	0	0	0	0	41	39	58	57	14	4	2	215	

**Enrolment By Grade and Gender**

Gender	Grade															Total
	K	1	2	3	4	5	6	7	8	9	10	11	12	4th		
Male	0	0	0	0	0	0	0	0	0	22	25	35	17	7	106	
Female	0	0	0	0	0	0	0	0	0	21	25	29	31	3	109	
<b>Total</b>	0	0	0	0	0	0	0	0	0	43	50	64	48	10	215	

**Enrolment By Grade**  
For Dorset Collegiate



\* Data from the 1999-00 AGR(Enrolment/Age as of the last day in Sept./Dec.)

\*\* Newfoundland Statistics Classification System

\*\*\* May include itinerant teachers

District 5 - Baie Verte/Central/Connaigre

School #: 145 Exploits Valley High - Greenwood, Grand Falls-Wind

Classification: Urban Community/Central Region\*\*

Grades: 9-10 Number of Grades: 2

[School FTE PTR : 16.5](#)

[District FTE PTR : 13.2](#)

[Provincial FTE PTR : 14.3](#)

[FTE Teachers](#) \*\*\* : 25.8

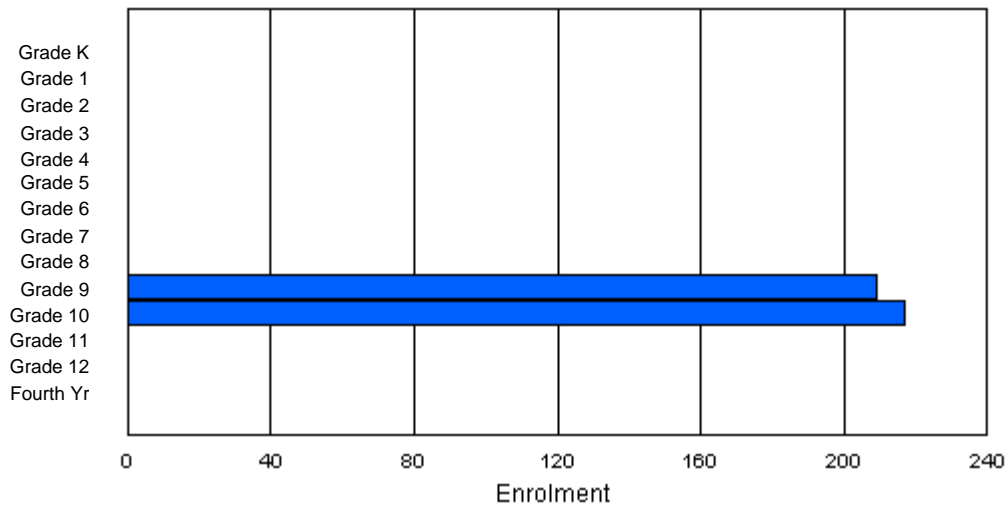
**Enrolment By Age and Gender**

Gender	Age																	Total
	5	6	7	8	9	10	11	12	13	14	15	16	17	18	19	20>		
Male	0	0	0	0	0	0	0	0	0	103	95	14	2	0	0	0	214	
Female	0	0	0	0	0	0	0	0	0	87	117	7	0	1	0	0	212	
<b>Total</b>	0	0	0	0	0	0	0	0	0	190	212	21	2	1	0	0	426	

**Enrolment By Grade and Gender**

Gender	Grade															Total
	K	1	2	3	4	5	6	7	8	9	10	11	12	4th		
Male	0	0	0	0	0	0	0	0	0	115	99	0	0	0	214	
Female	0	0	0	0	0	0	0	0	0	94	118	0	0	0	212	
<b>Total</b>	0	0	0	0	0	0	0	0	0	209	217	0	0	0	426	

**Enrolment By Grade**  
For Exploits Valley High - Greenwood



\* Data from the 1999-00 AGR(Enrolment/Age as of the last day in Sept./Dec.)

\*\* Newfoundland Statistics Classification System

\*\*\* May include itinerant teachers

District 5 - Baie Verte/Central/Connaigre

School #: 141 Exploits Valley High - Maple, Grand Falls-Windsor

Classification: Urban Community/Central Region\*\*

Grades: 11-12 Number of Grades: 2

[School FTE PTR : 18.0](#)  
[District FTE PTR : 13.2](#)  
[Provincial FTE PTR : 14.3](#)

[FTE Teachers](#) \*\*\* : 27.0

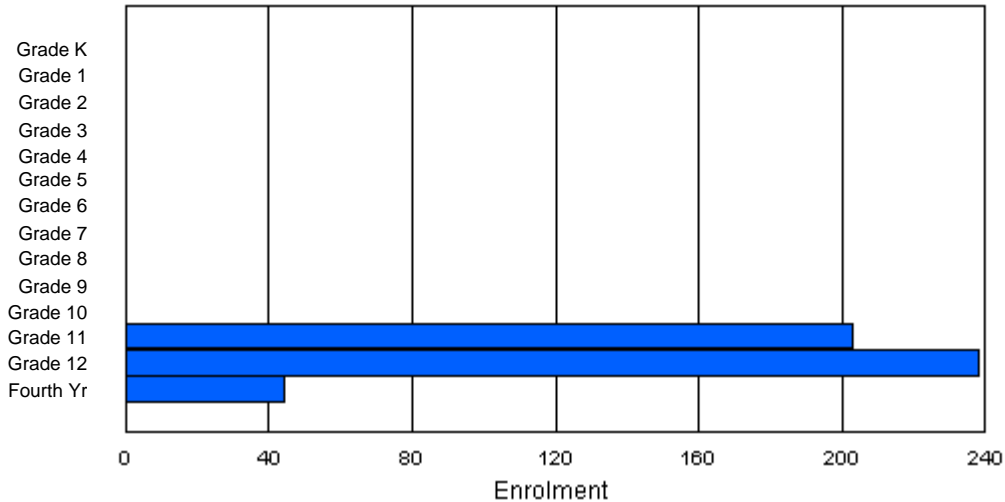
**Enrolment By Age and Gender**

Gender	Age																	Total
	5	6	7	8	9	10	11	12	13	14	15	16	17	18	19	20>		
Male	0	0	0	0	0	0	0	0	0	0	26	102	105	19	0	1	253	
Female	0	0	0	0	0	0	0	0	0	0	22	108	81	20	1	0	232	
<b>Total</b>	<b>0</b>	<b>0</b>	<b>0</b>	<b>0</b>	<b>0</b>	<b>0</b>	<b>0</b>	<b>0</b>	<b>0</b>	<b>0</b>	<b>48</b>	<b>210</b>	<b>186</b>	<b>39</b>	<b>1</b>	<b>1</b>	<b>485</b>	

**Enrolment By Grade and Gender**

Gender	Grade															Total
	K	1	2	3	4	5	6	7	8	9	10	11	12	4th		
Male	0	0	0	0	0	0	0	0	0	0	0	102	127	24	253	
Female	0	0	0	0	0	0	0	0	0	0	0	101	111	20	232	
<b>Total</b>	<b>0</b>	<b>0</b>	<b>0</b>	<b>0</b>	<b>0</b>	<b>0</b>	<b>0</b>	<b>0</b>	<b>0</b>	<b>0</b>	<b>0</b>	<b>203</b>	<b>238</b>	<b>44</b>	<b>485</b>	

**Enrolment By Grade**  
For Exploits Valley High - Maple



\* Data from the 1999-00 AGR(Enrolment/Age as of the last day in Sept./Dec.)

\*\* Newfoundland Statistics Classification System

\*\*\* May include itinerant teachers

District 5 - Baie Verte/Central/Connaigre

School #: 142      Grand Falls Academy Primary, Grand Falls-Windsor

Classification: Urban Community/Central Region\*\*

Grades: K-3      Number of Grades: 4

[School FTE PTR : 14.2](#)

[District FTE PTR : 13.2](#)

[Provincial FTE PTR : 14.3](#)

[FTE Teachers](#) \*\*\* : 23.5

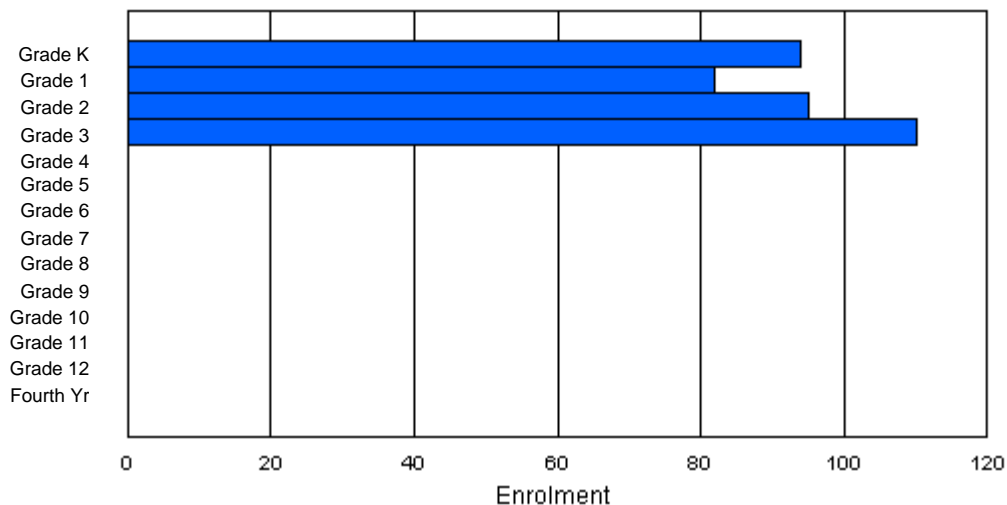
**Enrolment By Age and Gender**

Gender	Age																Total
	5	6	7	8	9	10	11	12	13	14	15	16	17	18	19	20>	
Male	51	41	47	58	2	0	0	0	0	0	0	0	0	0	0	0	199
Female	43	40	48	50	1	0	0	0	0	0	0	0	0	0	0	0	182
<b>Total</b>	<b>94</b>	<b>81</b>	<b>95</b>	<b>108</b>	<b>3</b>	<b>0</b>	<b>0</b>	<b>0</b>	<b>0</b>	<b>0</b>	<b>0</b>	<b>0</b>	<b>0</b>	<b>0</b>	<b>0</b>	<b>0</b>	<b>381</b>

**Enrolment By Grade and Gender**

Gender	Grade															Total
	K	1	2	3	4	5	6	7	8	9	10	11	12	4th		
Male	51	42	47	59	0	0	0	0	0	0	0	0	0	0	0	199
Female	43	40	48	51	0	0	0	0	0	0	0	0	0	0	0	182
<b>Total</b>	<b>94</b>	<b>82</b>	<b>95</b>	<b>110</b>	<b>0</b>	<b>0</b>	<b>0</b>	<b>0</b>	<b>0</b>	<b>0</b>	<b>0</b>	<b>0</b>	<b>0</b>	<b>0</b>	<b>0</b>	<b>381</b>

**Enrolment By Grade**  
For Grand Falls Academy Primary



\* Data from the 1999-00 AGR(Enrolment/Age as of the last day in Sept./Dec.)

\*\* Newfoundland Statistics Classification System

\*\*\* May include itinerant teachers

District 5 - Baie Verte/Central/Connaigre

School #: 167

Green Bay South Academy, Robert's Arm

Classification: Rural Community/Central Region\*\*

Grades: K-8

Number of Grades: 9

[School FTE PTR : 12.9](#)

[District FTE PTR : 13.2](#)

[Provincial FTE PTR : 14.3](#)

[FTE Teachers](#) \*\*\* : 16.3

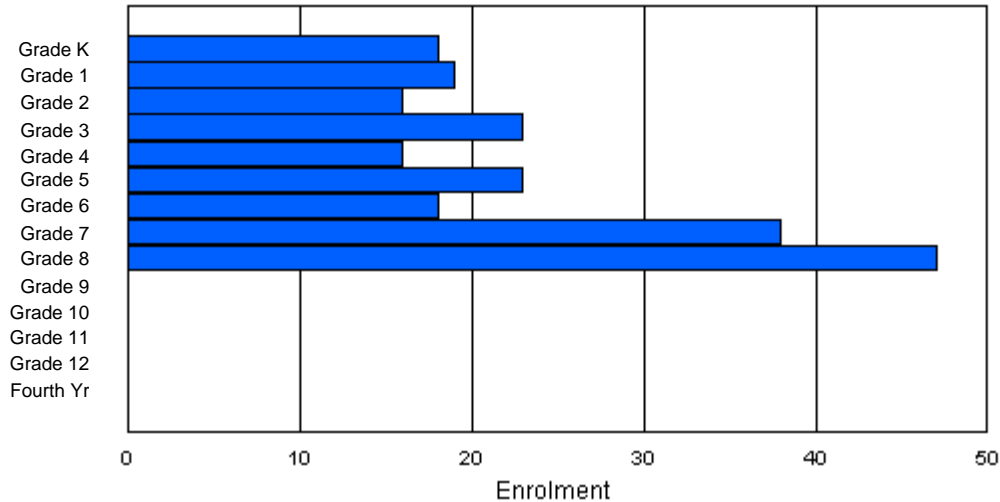
**Enrolment By Age and Gender**

Gender	Age																Total
	5	6	7	8	9	10	11	12	13	14	15	16	17	18	19	20>	
Male	10	12	6	12	12	14	6	15	17	4	0	0	0	0	1	0	109
Female	6	9	11	9	5	8	11	22	26	2	0	0	0	0	0	0	109
<b>Total</b>	<b>16</b>	<b>21</b>	<b>17</b>	<b>21</b>	<b>17</b>	<b>22</b>	<b>17</b>	<b>37</b>	<b>43</b>	<b>6</b>	<b>0</b>	<b>0</b>	<b>0</b>	<b>0</b>	<b>1</b>	<b>0</b>	<b>218</b>

**Enrolment By Grade and Gender**

Gender	Grade														Total
	K	1	2	3	4	5	6	7	8	9	10	11	12	4th	
Male	12	10	6	12	12	15	5	17	20	0	0	0	0	0	109
Female	6	9	10	11	4	8	13	21	27	0	0	0	0	0	109
<b>Total</b>	<b>18</b>	<b>19</b>	<b>16</b>	<b>23</b>	<b>16</b>	<b>23</b>	<b>18</b>	<b>38</b>	<b>47</b>	<b>0</b>	<b>0</b>	<b>0</b>	<b>0</b>	<b>0</b>	<b>218</b>

**Enrolment By Grade**  
For Green Bay South Academy



\* Data from the 1999-00 AGR(Enrolment/Age as of the last day in Sept./Dec.)

\*\* Newfoundland Statistics Classification System

\*\*\* May include itinerant teachers



District 5 - Baie Verte/Central/Connaigre

School #: 407

Greenwood Academy, Milltown

Classification: Rural Community/Southern Region\*\*

Grades: K-6

Number of Grades: 7

[School FTE PTR : 14.0](#)

[District FTE PTR : 13.2](#)

[Provincial FTE PTR : 14.3](#)

[FTE Teachers](#) \*\*\* : 13.0

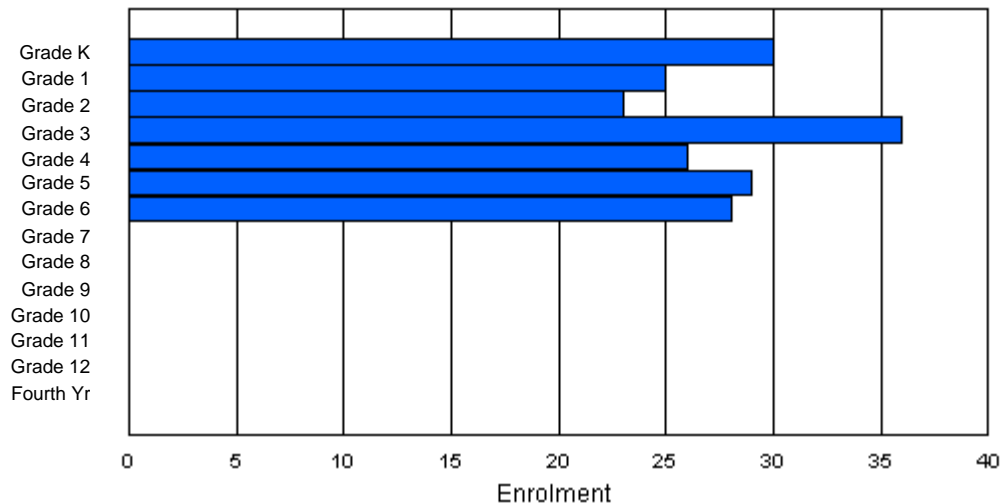
**Enrolment By Age and Gender**

Gender	Age																Total
	5	6	7	8	9	10	11	12	13	14	15	16	17	18	19	20>	
Male	16	12	14	19	11	17	12	0	0	0	0	0	0	0	0	0	101
Female	14	13	9	17	15	11	17	0	0	0	0	0	0	0	0	0	96
<b>Total</b>	<b>30</b>	<b>25</b>	<b>23</b>	<b>36</b>	<b>26</b>	<b>28</b>	<b>29</b>	<b>0</b>	<b>0</b>	<b>0</b>	<b>0</b>	<b>0</b>	<b>0</b>	<b>0</b>	<b>0</b>	<b>0</b>	<b>197</b>

**Enrolment By Grade and Gender**

Gender	Grade														Total
	K	1	2	3	4	5	6	7	8	9	10	11	12	4th	
Male	16	12	14	19	11	18	11	0	0	0	0	0	0	0	101
Female	14	13	9	17	15	11	17	0	0	0	0	0	0	0	96
<b>Total</b>	<b>30</b>	<b>25</b>	<b>23</b>	<b>36</b>	<b>26</b>	<b>29</b>	<b>28</b>	<b>0</b>	<b>0</b>	<b>0</b>	<b>0</b>	<b>0</b>	<b>0</b>	<b>0</b>	<b>197</b>

**Enrolment By Grade**  
For Greenwood Academy



\* Data from the 1999-00 AGR(Enrolment/Age as of the last day in Sept./Dec.)

\*\* Newfoundland Statistics Classification System

\*\*\* May include itinerant teachers

District 5 - Baie Verte/Central/Connaigre

School #: 139 Grenfell Intermediate School, Grand Falls-Windsor

Classification: Urban Community/Central Region\*\*

Grades: 7-8 Number of Grades: 2

[School FTE PTR : 16.0](#)

[District FTE PTR : 13.2](#)

[Provincial FTE PTR : 14.3](#)

[FTE Teachers](#) \*\*\* : 24.0

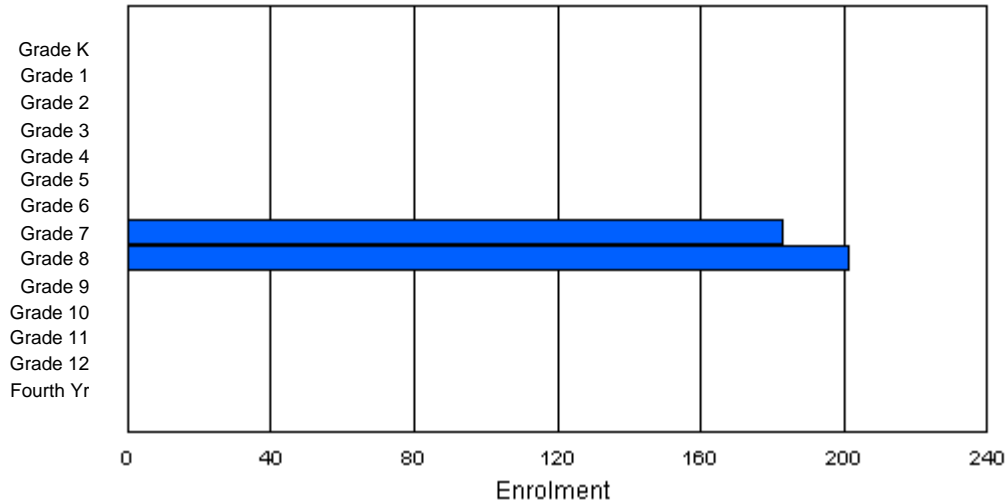
**Enrolment By Age and Gender**

Gender	Age																Total
	5	6	7	8	9	10	11	12	13	14	15	16	17	18	19	20>	
Male	0	0	0	0	0	0	0	81	96	12	1	0	0	0	0	0	190
Female	0	0	0	0	0	0	0	97	90	6	1	0	0	0	0	0	194
<b>Total</b>	<b>0</b>	<b>0</b>	<b>0</b>	<b>0</b>	<b>0</b>	<b>0</b>	<b>0</b>	<b>178</b>	<b>186</b>	<b>18</b>	<b>2</b>	<b>0</b>	<b>0</b>	<b>0</b>	<b>0</b>	<b>0</b>	<b>384</b>

**Enrolment By Grade and Gender**

Gender	Grade														Total
	K	1	2	3	4	5	6	7	8	9	10	11	12	4th	
Male	0	0	0	0	0	0	0	83	107	0	0	0	0	0	190
Female	0	0	0	0	0	0	0	100	94	0	0	0	0	0	194
<b>Total</b>	<b>0</b>	<b>0</b>	<b>0</b>	<b>0</b>	<b>0</b>	<b>0</b>	<b>0</b>	<b>183</b>	<b>201</b>	<b>0</b>	<b>0</b>	<b>0</b>	<b>0</b>	<b>0</b>	<b>384</b>

**Enrolment By Grade**  
For Grenfell Intermediate School



\* Data from the 1999-00 AGR(Enrolment/Age as of the last day in Sept./Dec.)

\*\* Newfoundland Statistics Classification System

\*\*\* May include itinerant teachers

District 5 - Baie Verte/Central/Connaigre

School #: 156

H.L. Strong Academy, Little Bay Islands

Classification: Rural Community/Central Region\*\*

Grades: 1-4,6-8,10-12

Number of Grades: 10

[School FTE PTR : 4.8](#)

[District FTE PTR : 13.2](#)

[Provincial FTE PTR : 14.3](#)

[FTE Teachers](#) \*\*\* : 4.0

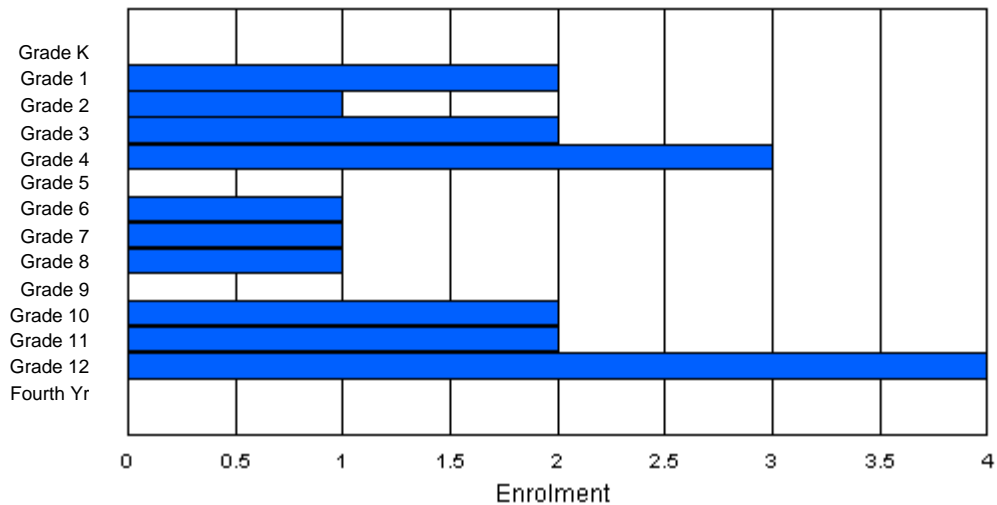
**Enrolment By Age and Gender**

Gender	Age																	Total
	5	6	7	8	9	10	11	12	13	14	15	16	17	18	19	20>		
Male	0	0	1	1	2	0	1	1	0	0	2	1	2	1	0	0	12	
Female	0	2	0	1	1	0	0	0	1	0	0	1	1	0	0	0	7	
<b>Total</b>	<b>0</b>	<b>2</b>	<b>1</b>	<b>2</b>	<b>3</b>	<b>0</b>	<b>1</b>	<b>1</b>	<b>1</b>	<b>0</b>	<b>2</b>	<b>2</b>	<b>3</b>	<b>1</b>	<b>0</b>	<b>0</b>	<b>19</b>	

**Enrolment By Grade and Gender**

Gender	Grade															Total
	K	1	2	3	4	5	6	7	8	9	10	11	12	4th		
Male	0	0	1	1	2	0	1	1	0	0	2	1	3	0	12	
Female	0	2	0	1	1	0	0	0	1	0	0	1	1	0	7	
<b>Total</b>	<b>0</b>	<b>2</b>	<b>1</b>	<b>2</b>	<b>3</b>	<b>0</b>	<b>1</b>	<b>1</b>	<b>1</b>	<b>0</b>	<b>2</b>	<b>2</b>	<b>4</b>	<b>0</b>	<b>19</b>	

**Enrolment By Grade**  
For H.L. Strong Academy



\* Data from the 1999-00 AGR(Enrolment/Age as of the last day in Sept./Dec.)

\*\* Newfoundland Statistics Classification System

\*\*\* May include itinerant teachers

District 5 - Baie Verte/Central/Connaigre

School #: 400 Helen Tulk Elementary, Bishop's Falls

Classification: Urban Community/Central Region\*\*

Grades: K-5 Number of Grades: 6

[School FTE PTR : 14.3](#)

[District FTE PTR : 13.2](#)

[Provincial FTE PTR : 14.3](#)

[FTE Teachers](#) \*\*\* : 19.0

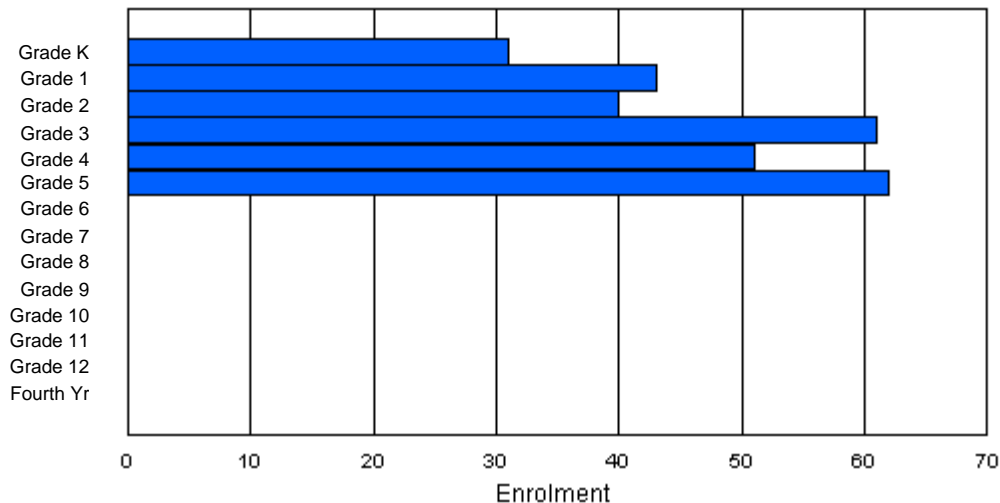
**Enrolment By Age and Gender**

Gender	Age																Total
	5	6	7	8	9	10	11	12	13	14	15	16	17	18	19	20>	
Male	20	14	23	37	25	31	1	0	0	0	0	0	0	0	0	0	151
Female	12	28	16	23	28	30	0	0	0	0	0	0	0	0	0	0	137
<b>Total</b>	<b>32</b>	<b>42</b>	<b>39</b>	<b>60</b>	<b>53</b>	<b>61</b>	<b>1</b>	<b>0</b>	<b>0</b>	<b>0</b>	<b>0</b>	<b>0</b>	<b>0</b>	<b>0</b>	<b>0</b>	<b>0</b>	<b>288</b>

**Enrolment By Grade and Gender**

Gender	Grade															Total
	K	1	2	3	4	5	6	7	8	9	10	11	12	4th		
Male	19	15	23	39	23	32	0	0	0	0	0	0	0	0	0	151
Female	12	28	17	22	28	30	0	0	0	0	0	0	0	0	0	137
<b>Total</b>	<b>31</b>	<b>43</b>	<b>40</b>	<b>61</b>	<b>51</b>	<b>62</b>	<b>0</b>	<b>0</b>	<b>0</b>	<b>0</b>	<b>0</b>	<b>0</b>	<b>0</b>	<b>0</b>	<b>0</b>	<b>288</b>

**Enrolment By Grade**  
For Helen Tulk Elementary



\* Data from the 1999-00 AGR(Enrolment/Age as of the last day in Sept./Dec.)

\*\* Newfoundland Statistics Classification System

\*\*\* May include itinerant teachers

District 5 - Baie Verte/Central/Connaigre

School #: 154

Hillside Elementary, LaScie

Classification: Rural Community/Central Region\*\*

Grades: K-6

Number of Grades: 7

[School FTE PTR : 13.4](#)

[District FTE PTR : 13.2](#)

[Provincial FTE PTR : 14.3](#)

[FTE Teachers](#) \*\*\* : 8.0

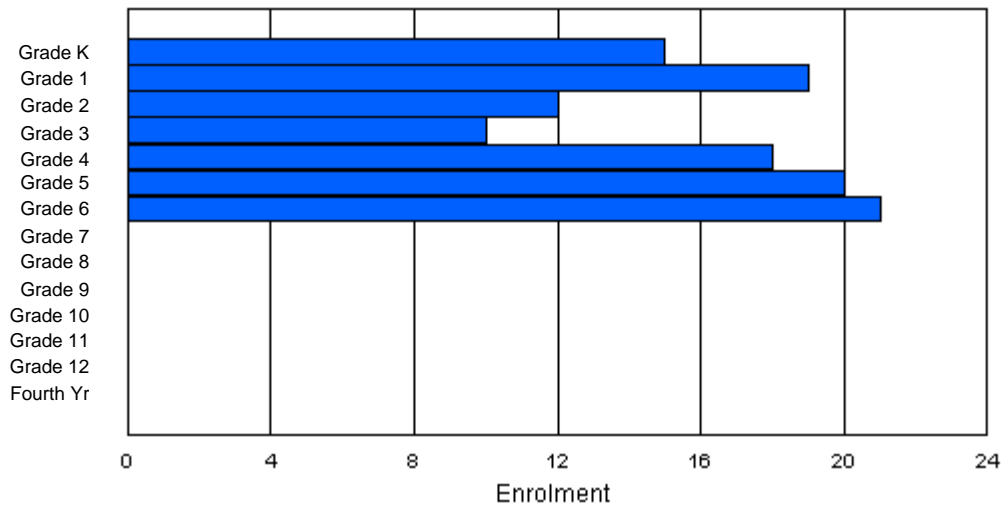
**Enrolment By Age and Gender**

Gender	Age																Total
	5	6	7	8	9	10	11	12	13	14	15	16	17	18	19	20>	
Male	5	12	6	6	11	11	14	0	0	0	0	0	0	0	0	0	65
Female	10	7	6	4	7	9	7	0	0	0	0	0	0	0	0	0	50
<b>Total</b>	<b>15</b>	<b>19</b>	<b>12</b>	<b>10</b>	<b>18</b>	<b>20</b>	<b>21</b>	<b>0</b>	<b>0</b>	<b>0</b>	<b>0</b>	<b>0</b>	<b>0</b>	<b>0</b>	<b>0</b>	<b>0</b>	<b>115</b>

**Enrolment By Grade and Gender**

Gender	Grade														Total
	K	1	2	3	4	5	6	7	8	9	10	11	12	4th	
Male	5	12	6	6	11	11	14	0	0	0	0	0	0	0	65
Female	10	7	6	4	7	9	7	0	0	0	0	0	0	0	50
<b>Total</b>	<b>15</b>	<b>19</b>	<b>12</b>	<b>10</b>	<b>18</b>	<b>20</b>	<b>21</b>	<b>0</b>	<b>0</b>	<b>0</b>	<b>0</b>	<b>0</b>	<b>0</b>	<b>0</b>	<b>115</b>

**Enrolment By Grade**  
For Hillside Elementary



\* Data from the 1999-00 AGR(Enrolment/Age as of the last day in Sept./Dec.)

\*\* Newfoundland Statistics Classification System

\*\*\* May include itinerant teachers

District 5 - Baie Verte/Central/Connaigre

School #: 412

Holy Cross AG, St. Alban's

Classification: Rural Community/Southern Region\*\*

Grades: 7-12

Number of Grades: 6

[School FTE PTR : 13.1](#)

[District FTE PTR : 13.2](#)

[Provincial FTE PTR : 14.3](#)

[FTE Teachers](#) \*\*\* : 18.8

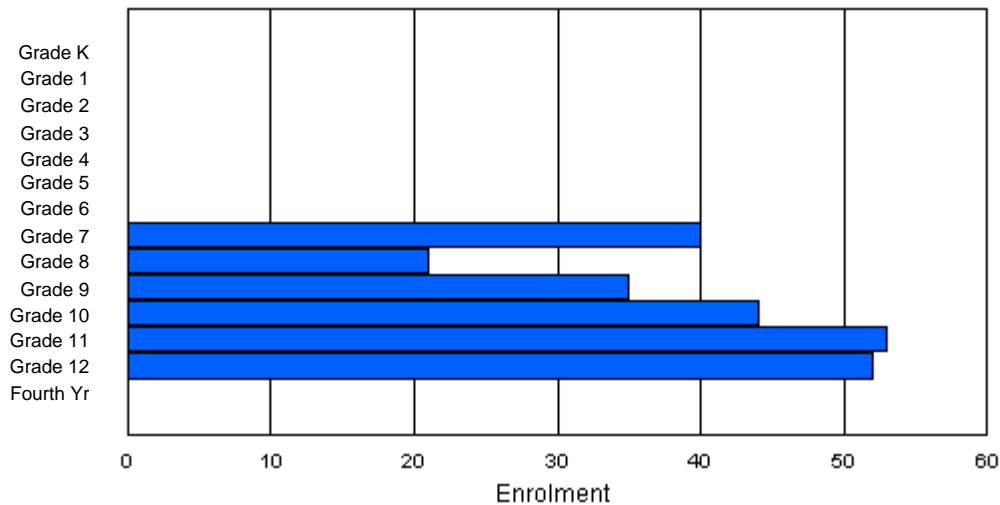
**Enrolment By Age and Gender**

Gender	Age																Total
	5	6	7	8	9	10	11	12	13	14	15	16	17	18	19	20>	
Male	0	0	0	0	0	0	0	17	9	17	19	23	28	2	0	0	115
Female	0	0	0	0	0	0	0	21	12	20	21	31	25	0	0	0	130
<b>Total</b>	<b>0</b>	<b>0</b>	<b>0</b>	<b>0</b>	<b>0</b>	<b>0</b>	<b>0</b>	<b>38</b>	<b>21</b>	<b>37</b>	<b>40</b>	<b>54</b>	<b>53</b>	<b>2</b>	<b>0</b>	<b>0</b>	<b>245</b>

**Enrolment By Grade and Gender**

Gender	Grade															Total
	K	1	2	3	4	5	6	7	8	9	10	11	12	4th		
Male	0	0	0	0	0	0	0	18	9	17	21	22	28	0	115	
Female	0	0	0	0	0	0	0	22	12	18	23	31	24	0	130	
<b>Total</b>	<b>0</b>	<b>0</b>	<b>0</b>	<b>0</b>	<b>0</b>	<b>0</b>	<b>0</b>	<b>40</b>	<b>21</b>	<b>35</b>	<b>44</b>	<b>53</b>	<b>52</b>	<b>0</b>	<b>245</b>	

**Enrolment By Grade**  
For Holy Cross AG



\* Data from the 1999-00 AGR(Enrolment/Age as of the last day in Sept./Dec.)

\*\* Newfoundland Statistics Classification System

\*\*\* May include itinerant teachers

District 5 - Baie Verte/Central/Connaigre

School #: 171 Indian River High School, Springdale

Classification: Rural Community/Central Region\*\*

Grades: 9-12 Number of Grades: 4

[School FTE PTR : 15.6](#)  
[District FTE PTR : 13.2](#)  
[Provincial FTE PTR : 14.3](#)

[FTE Teachers](#) \*\*\* : 17.8

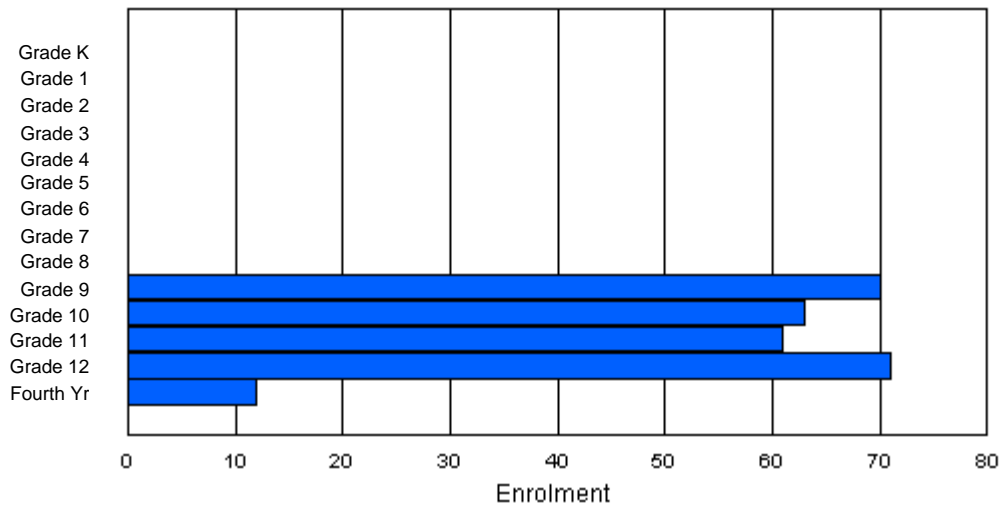
**Enrolment By Age and Gender**

Gender	Age																Total
	5	6	7	8	9	10	11	12	13	14	15	16	17	18	19	20>	
Male	0	0	0	0	0	0	0	0	0	26	29	33	35	8	3	0	134
Female	0	0	0	0	0	0	0	0	0	36	41	27	33	5	1	0	143
Total	0	0	0	0	0	0	0	0	0	62	70	60	68	13	4	0	277

**Enrolment By Grade and Gender**

Gender	Grade															Total
	K	1	2	3	4	5	6	7	8	9	10	11	12	4th		
Male	0	0	0	0	0	0	0	0	0	33	24	33	36	8	134	
Female	0	0	0	0	0	0	0	0	0	37	39	28	35	4	143	
Total	0	0	0	0	0	0	0	0	0	70	63	61	71	12	277	

**Enrolment By Grade**  
For Indian River High School



\* Data from the 1999-00 AGR(Enrolment/Age as of the last day in Sept./Dec.)

\*\* Newfoundland Statistics Classification System

\*\*\* May include itinerant teachers

District 5 - Baie Verte/Central/Connaigre

School #: 409

Indian River Middle School, Springdale

Classification: Rural Community/Central Region\*\*

Grades: 4-8

Number of Grades: 5

[School FTE PTR : 15.5](#)

[District FTE PTR : 13.2](#)

[Provincial FTE PTR : 14.3](#)

[FTE Teachers](#) \*\*\* : 16.5

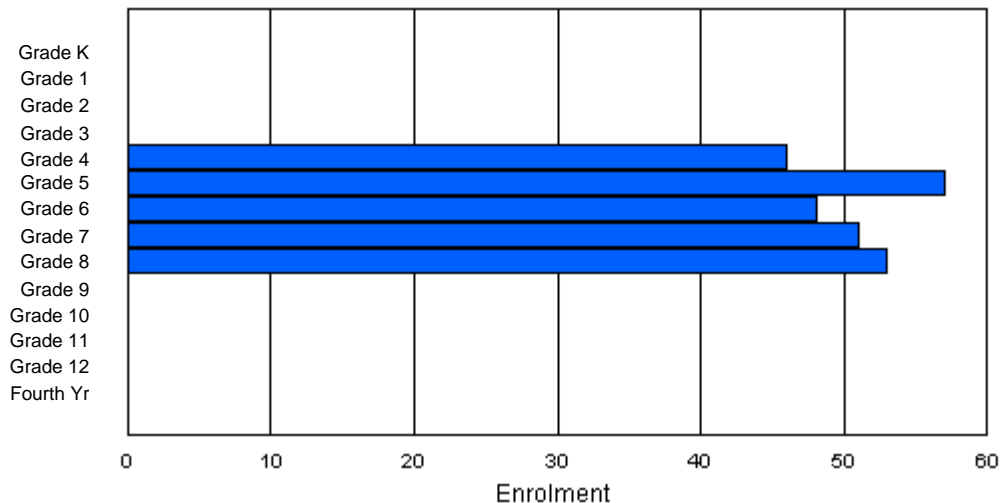
**Enrolment By Age and Gender**

Gender	Age																Total
	5	6	7	8	9	10	11	12	13	14	15	16	17	18	19	20>	
Male	0	0	0	0	19	30	25	22	31	1	0	0	0	0	0	0	128
Female	0	0	0	0	24	29	23	28	23	0	0	0	0	0	0	0	127
<b>Total</b>	<b>0</b>	<b>0</b>	<b>0</b>	<b>0</b>	<b>43</b>	<b>59</b>	<b>48</b>	<b>50</b>	<b>54</b>	<b>1</b>	<b>0</b>	<b>0</b>	<b>0</b>	<b>0</b>	<b>0</b>	<b>0</b>	<b>255</b>

**Enrolment By Grade and Gender**

Gender	Grade														Total
	K	1	2	3	4	5	6	7	8	9	10	11	12	4th	
Male	0	0	0	0	21	29	25	23	30	0	0	0	0	0	128
Female	0	0	0	0	25	28	23	28	23	0	0	0	0	0	127
<b>Total</b>	<b>0</b>	<b>0</b>	<b>0</b>	<b>0</b>	<b>46</b>	<b>57</b>	<b>48</b>	<b>51</b>	<b>53</b>	<b>0</b>	<b>0</b>	<b>0</b>	<b>0</b>	<b>0</b>	<b>255</b>

**Enrolment By Grade**  
For Indian River Middle School



\* Data from the 1999-00 AGR(Enrolment/Age as of the last day in Sept./Dec.)

\*\* Newfoundland Statistics Classification System

\*\*\* May include itinerant teachers



District 5 - Baie Verte/Central/Connaigre

School #: 411 Indian River Primary, Springdale

Classification: Rural Community/Central Region\*\*

Grades: K-3 Number of Grades: 4

[School FTE PTR : 13.2](#)  
[District FTE PTR : 13.2](#)  
[Provincial FTE PTR : 14.3](#)

[FTE Teachers](#) \*\*\* : 11.0

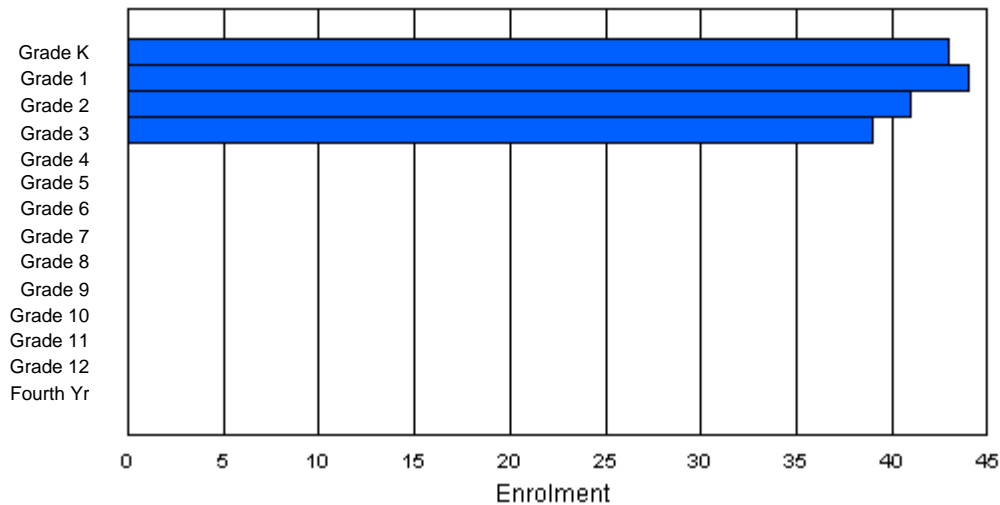
**Enrolment By Age and Gender**

Gender	Age																Total
	5	6	7	8	9	10	11	12	13	14	15	16	17	18	19	20>	
Male	18	16	21	21	0	0	1	0	0	0	0	0	0	0	0	0	77
Female	25	27	21	17	0	0	0	0	0	0	0	0	0	0	0	0	90
<b>Total</b>	<b>43</b>	<b>43</b>	<b>42</b>	<b>38</b>	<b>0</b>	<b>0</b>	<b>1</b>	<b>0</b>	<b>0</b>	<b>0</b>	<b>0</b>	<b>0</b>	<b>0</b>	<b>0</b>	<b>0</b>	<b>0</b>	<b>167</b>

**Enrolment By Grade and Gender**

Gender	Grade															Total
	K	1	2	3	4	5	6	7	8	9	10	11	12	4th		
Male	18	17	20	22	0	0	0	0	0	0	0	0	0	0	0	77
Female	25	27	21	17	0	0	0	0	0	0	0	0	0	0	0	90
<b>Total</b>	<b>43</b>	<b>44</b>	<b>41</b>	<b>39</b>	<b>0</b>	<b>0</b>	<b>0</b>	<b>0</b>	<b>0</b>	<b>0</b>	<b>0</b>	<b>0</b>	<b>0</b>	<b>0</b>	<b>0</b>	<b>167</b>

**Enrolment By Grade**  
For Indian River Primary



\* Data from the 1999-00 AGR(Enrolment/Age as of the last day in Sept./Dec.)

\*\* Newfoundland Statistics Classification System

\*\*\* May include itinerant teachers

District 5 - Baie Verte/Central/Connaigre

School #: 151      John Watkins Academy, Hermitage

Classification: Rural Community/Southern Region\*\*

Grades: K-12      Number of Grades: 13

[School FTE PTR : 10.3](#)

[District FTE PTR : 13.2](#)

[Provincial FTE PTR : 14.3](#)

[FTE Teachers](#) \*\*\* : 14.5

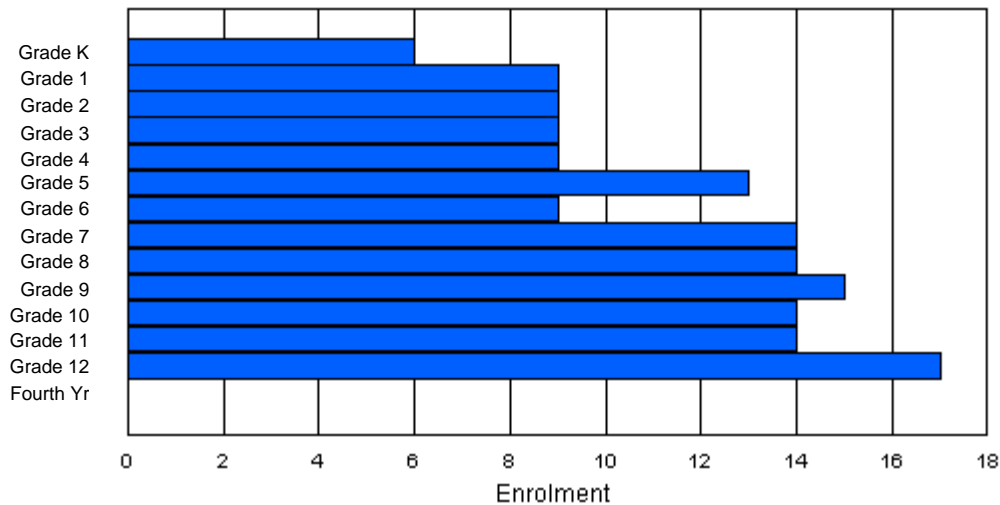
**Enrolment By Age and Gender**

Gender	Age																Total
	5	6	7	8	9	10	11	12	13	14	15	16	17	18	19	20>	
Male	3	5	7	4	5	8	2	9	6	5	12	5	12	1	0	0	84
Female	3	4	3	4	3	6	6	6	5	6	5	5	11	1	0	0	68
<b>Total</b>	<b>6</b>	<b>9</b>	<b>10</b>	<b>8</b>	<b>8</b>	<b>14</b>	<b>8</b>	<b>15</b>	<b>11</b>	<b>11</b>	<b>17</b>	<b>10</b>	<b>23</b>	<b>2</b>	<b>0</b>	<b>0</b>	<b>152</b>

**Enrolment By Grade and Gender**

Gender	Grade														Total
	K	1	2	3	4	5	6	7	8	9	10	11	12	4th	
Male	3	5	6	5	6	7	3	8	9	8	8	7	9	0	84
Female	3	4	3	4	3	6	6	6	5	7	6	7	8	0	68
<b>Total</b>	<b>6</b>	<b>9</b>	<b>9</b>	<b>9</b>	<b>9</b>	<b>13</b>	<b>9</b>	<b>14</b>	<b>14</b>	<b>15</b>	<b>14</b>	<b>14</b>	<b>17</b>	<b>0</b>	<b>152</b>

**Enrolment By Grade**  
For John Watkins Academy



\* Data from the 1999-00 AGR(Enrolment/Age as of the last day in Sept./Dec.)

\*\* Newfoundland Statistics Classification System

\*\*\* May include itinerant teachers

District 5 - Baie Verte/Central/Connaigre

School #: 149 King Academy, Harbour Breton

Classification: Rural Community/Southern Region\*\*

Grades: 7-12 Number of Grades: 6

[School FTE PTR : 12.4](#)  
[District FTE PTR : 13.2](#)  
[Provincial FTE PTR : 14.3](#)

[FTE Teachers](#) \*\*\* : 16.3

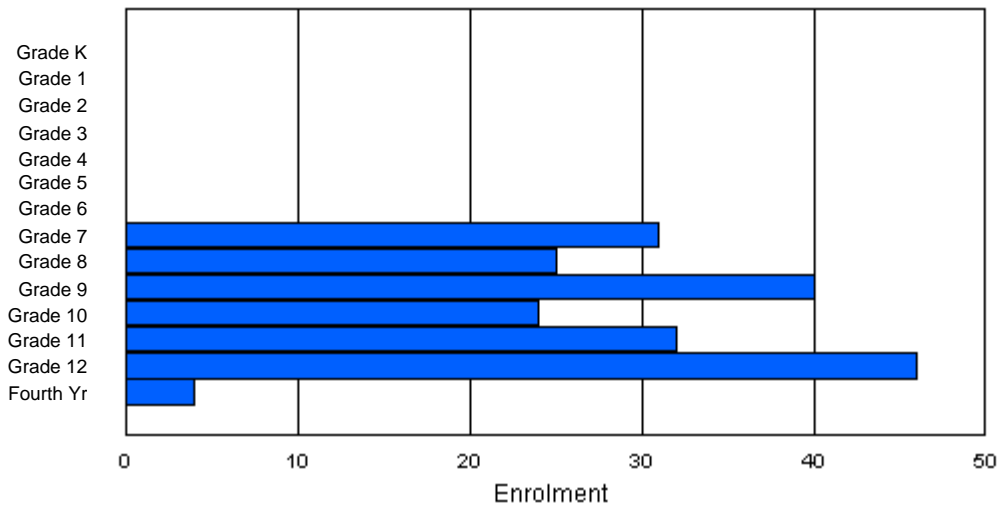
**Enrolment By Age and Gender**

Gender	Age																Total
	5	6	7	8	9	10	11	12	13	14	15	16	17	18	19	20>	
Male	0	0	0	0	0	0	0	13	11	26	12	18	23	5	1	0	109
Female	0	0	0	0	0	0	0	14	16	14	10	15	20	3	1	0	93
<b>Total</b>	<b>0</b>	<b>0</b>	<b>0</b>	<b>0</b>	<b>0</b>	<b>0</b>	<b>0</b>	<b>27</b>	<b>27</b>	<b>40</b>	<b>22</b>	<b>33</b>	<b>43</b>	<b>8</b>	<b>2</b>	<b>0</b>	<b>202</b>

**Enrolment By Grade and Gender**

Gender	Grade															Total
	K	1	2	3	4	5	6	7	8	9	10	11	12	4th		
Male	0	0	0	0	0	0	0	16	11	25	13	18	23	3	109	
Female	0	0	0	0	0	0	0	15	14	15	11	14	23	1	93	
<b>Total</b>	<b>0</b>	<b>0</b>	<b>0</b>	<b>0</b>	<b>0</b>	<b>0</b>	<b>0</b>	<b>31</b>	<b>25</b>	<b>40</b>	<b>24</b>	<b>32</b>	<b>46</b>	<b>4</b>	<b>202</b>	

**Enrolment By Grade**  
For King Academy



\* Data from the 1999-00 AGR(Enrolment/Age as of the last day in Sept./Dec.)

\*\* Newfoundland Statistics Classification System

\*\*\* May include itinerant teachers

District 5 - Baie Verte/Central/Connaigre

School #: 135 L.P. Purchase Academy, Botwood

Classification: Urban Community/Central Region\*\*

Grades: 7-8 Number of Grades: 2

[School FTE PTR : 14.7](#)

[District FTE PTR : 13.2](#)

[Provincial FTE PTR : 14.3](#)

[FTE Teachers](#) \*\*\* : 9.0

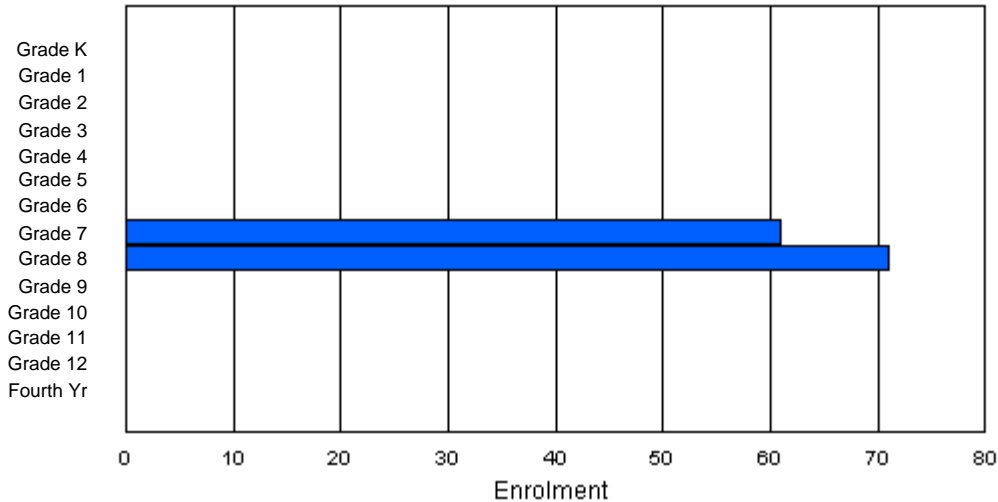
**Enrolment By Age and Gender**

Gender	Age																Total
	5	6	7	8	9	10	11	12	13	14	15	16	17	18	19	20>	
Male	0	0	0	0	0	0	0	30	35	1	0	1	0	0	0	0	67
Female	0	0	0	0	0	0	0	27	35	3	0	0	0	0	0	0	65
<b>Total</b>	0	0	0	0	0	0	0	57	70	4	0	1	0	0	0	0	132

**Enrolment By Grade and Gender**

Gender	Grade														Total
	K	1	2	3	4	5	6	7	8	9	10	11	12	4th	
Male	0	0	0	0	0	0	0	34	33	0	0	0	0	0	67
Female	0	0	0	0	0	0	0	27	38	0	0	0	0	0	65
<b>Total</b>	0	0	0	0	0	0	0	61	71	0	0	0	0	0	132

**Enrolment By Grade**  
For L.P. Purchase Academy



\* Data from the 1999-00 AGR(Enrolment/Age as of the last day in Sept./Dec.)

\*\* Newfoundland Statistics Classification System

\*\*\* May include itinerant teachers

District 5 - Baie Verte/Central/Connaigre

School #: 136

La Rochelle Academy, Brent's Cove

Classification: Rural Community/Central Region\*\*

Grades: K-6

Number of Grades: 7

[School FTE PTR : 13.0](#)

[District FTE PTR : 13.2](#)

[Provincial FTE PTR : 14.3](#)

[FTE Teachers](#) \*\*\* : 5.5

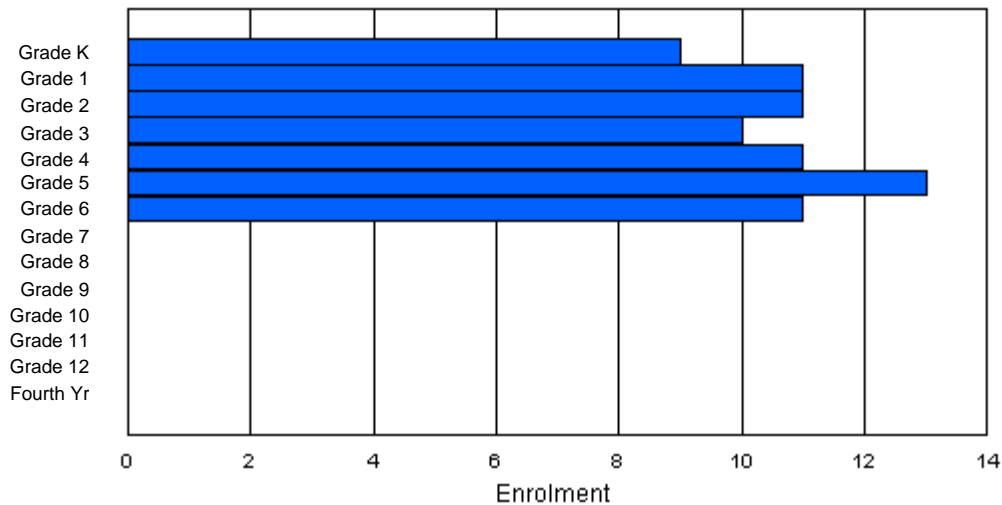
**Enrolment By Age and Gender**

Gender	Age																Total
	5	6	7	8	9	10	11	12	13	14	15	16	17	18	19	20>	
Male	3	5	10	5	5	6	3	0	0	0	0	0	0	0	0	0	37
Female	6	4	3	4	5	7	10	0	0	0	0	0	0	0	0	0	39
<b>Total</b>	<b>9</b>	<b>9</b>	<b>13</b>	<b>9</b>	<b>10</b>	<b>13</b>	<b>13</b>	<b>0</b>	<b>0</b>	<b>0</b>	<b>0</b>	<b>0</b>	<b>0</b>	<b>0</b>	<b>0</b>	<b>0</b>	<b>76</b>

**Enrolment By Grade and Gender**

Gender	Grade															Total
	K	1	2	3	4	5	6	7	8	9	10	11	12	4th		
Male	3	7	8	6	6	4	3	0	0	0	0	0	0	0	0	37
Female	6	4	3	4	5	9	8	0	0	0	0	0	0	0	0	39
<b>Total</b>	<b>9</b>	<b>11</b>	<b>11</b>	<b>10</b>	<b>11</b>	<b>13</b>	<b>11</b>	<b>0</b>	<b>0</b>	<b>0</b>	<b>0</b>	<b>0</b>	<b>0</b>	<b>0</b>	<b>0</b>	<b>76</b>

**Enrolment By Grade**  
For La Rochelle Academy



\* Data from the 1999-00 AGR(Enrolment/Age as of the last day in Sept./Dec.)

\*\* Newfoundland Statistics Classification System

\*\*\* May include itinerant teachers

District 5 - Baie Verte/Central/Connaigre

School #: 403

Lakeside Academy, Buchans

Classification: Rural Community/Central Region\*\*

Grades: K-12

Number of Grades: 13

[School FTE PTR : 9.7](#)

[District FTE PTR : 13.2](#)

[Provincial FTE PTR : 14.3](#)

[FTE Teachers](#) \*\*\* : 16.0

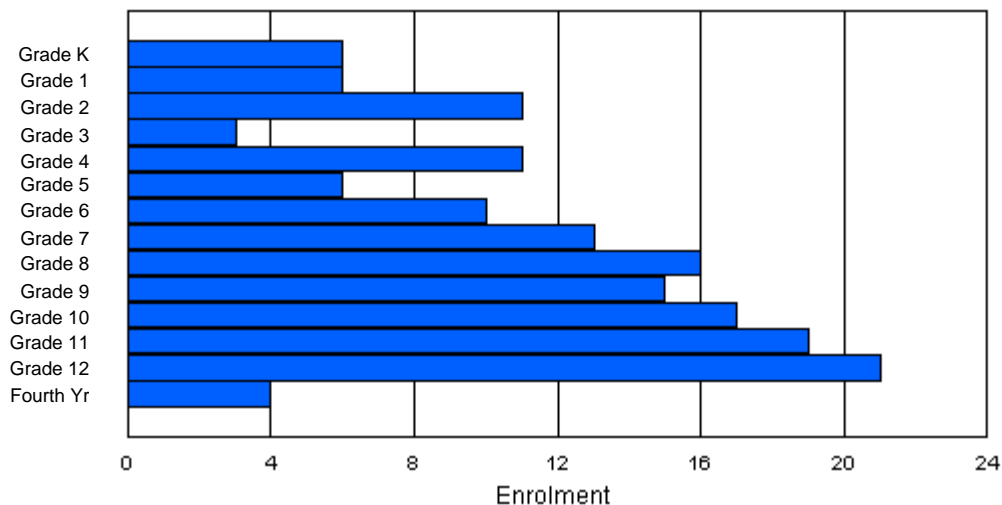
**Enrolment By Age and Gender**

Gender	Age																	Total
	5	6	7	8	9	10	11	12	13	14	15	16	17	18	19	20>		
Male	3	3	4	2	4	4	7	6	10	9	9	9	9	3	0	0	82	
Female	3	3	7	1	7	2	3	6	6	7	7	10	13	1	0	0	76	
<b>Total</b>	<b>6</b>	<b>6</b>	<b>11</b>	<b>3</b>	<b>11</b>	<b>6</b>	<b>10</b>	<b>12</b>	<b>16</b>	<b>16</b>	<b>16</b>	<b>19</b>	<b>22</b>	<b>4</b>	<b>0</b>	<b>0</b>	<b>158</b>	

**Enrolment By Grade and Gender**

Gender	Grade															Total
	K	1	2	3	4	5	6	7	8	9	10	11	12	4th		
Male	3	3	4	2	4	4	7	7	10	8	10	8	9	3	82	
Female	3	3	7	1	7	2	3	6	6	7	7	11	12	1	76	
<b>Total</b>	<b>6</b>	<b>6</b>	<b>11</b>	<b>3</b>	<b>11</b>	<b>6</b>	<b>10</b>	<b>13</b>	<b>16</b>	<b>15</b>	<b>17</b>	<b>19</b>	<b>21</b>	<b>4</b>	<b>158</b>	

**Enrolment By Grade**  
For Lakeside Academy



\* Data from the 1999-00 AGR(Enrolment/Age as of the last day in Sept./Dec.)

\*\* Newfoundland Statistics Classification System

\*\*\* May include itinerant teachers

District 5 - Baie Verte/Central/Connaigre

School #: 155

Leading Ticks Elementary, Leading Ticks

Classification: Rural Community/Central Region\*\*

Grades: K-6

Number of Grades: 7

[School FTE PTR : 10.3](#)

[District FTE PTR : 13.2](#)

[Provincial FTE PTR : 14.3](#)

[FTE Teachers](#) \*\*\* : 5.0

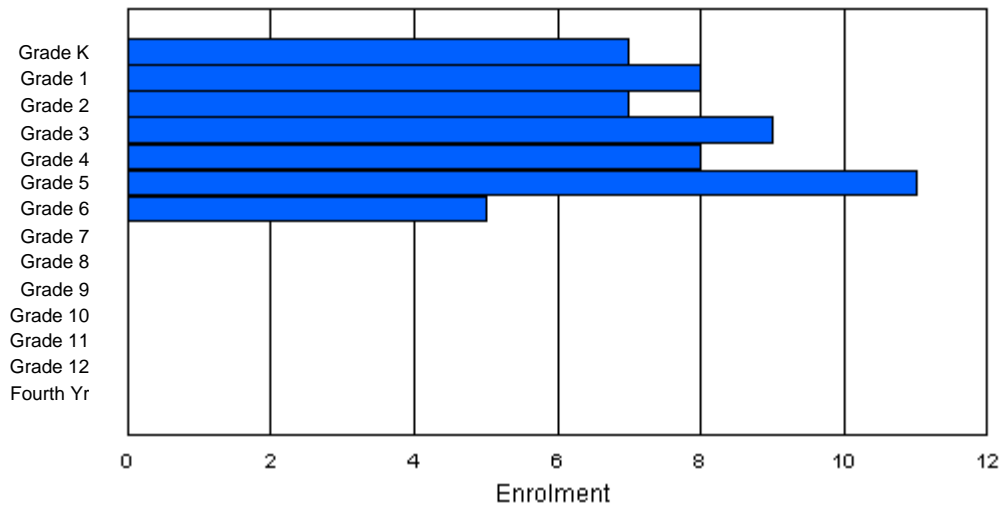
**Enrolment By Age and Gender**

Gender	Age																Total
	5	6	7	8	9	10	11	12	13	14	15	16	17	18	19	20>	
Male	5	4	4	5	2	7	3	0	0	0	0	0	0	0	0	0	30
Female	2	4	3	4	6	4	2	0	0	0	0	0	0	0	0	0	25
<b>Total</b>	<b>7</b>	<b>8</b>	<b>7</b>	<b>9</b>	<b>8</b>	<b>11</b>	<b>5</b>	<b>0</b>	<b>0</b>	<b>0</b>	<b>0</b>	<b>0</b>	<b>0</b>	<b>0</b>	<b>0</b>	<b>0</b>	<b>55</b>

**Enrolment By Grade and Gender**

Gender	Grade															Total
	K	1	2	3	4	5	6	7	8	9	10	11	12	4th		
Male	5	4	4	5	2	7	3	0	0	0	0	0	0	0	0	30
Female	2	4	3	4	6	4	2	0	0	0	0	0	0	0	0	25
<b>Total</b>	<b>7</b>	<b>8</b>	<b>7</b>	<b>9</b>	<b>8</b>	<b>11</b>	<b>5</b>	<b>0</b>	<b>0</b>	<b>0</b>	<b>0</b>	<b>0</b>	<b>0</b>	<b>0</b>	<b>0</b>	<b>55</b>

**Enrolment By Grade**  
For Leading Ticks Elementary



\* Data from the 1999-00 AGR(Enrolment/Age as of the last day in Sept./Dec.)

\*\* Newfoundland Statistics Classification System

\*\*\* May include itinerant teachers

District 5 - Baie Verte/Central/Connaigre

School #: 402      Leo Burke Academy, Bishop's Falls

Classification: Urban Community/Central Region\*\*

Grades: K-5,8-12      Number of Grades: 11

[School FTE PTR : 15.9](#)  
[District FTE PTR : 13.2](#)  
[Provincial FTE PTR : 14.3](#)

[FTE Teachers](#) \*\*\* : 18.3

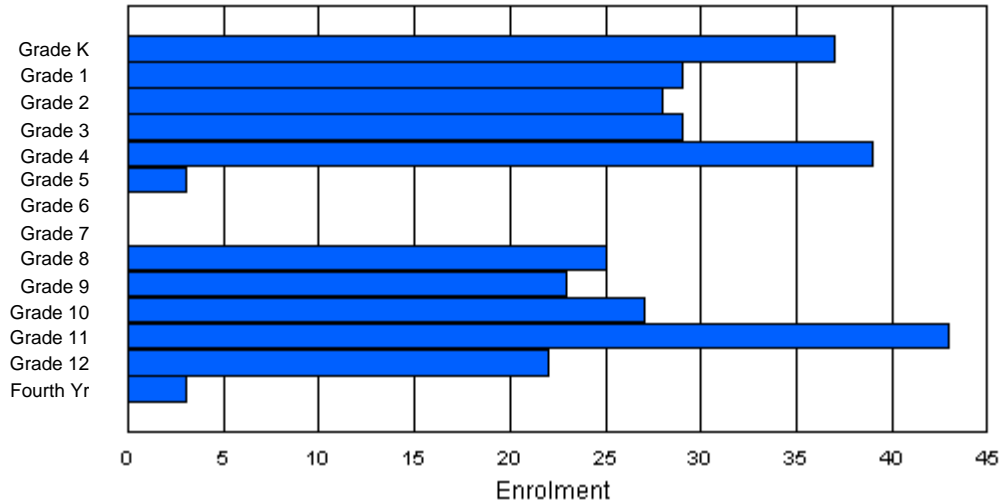
**Enrolment By Age and Gender**

Gender	Age																Total
	5	6	7	8	9	10	11	12	13	14	15	16	17	18	19	20>	
Male	0	0	0	0	0	0	0	0	25	23	26	39	25	4	1	0	143
Female	0	0	0	0	0	0	0	0	37	28	29	28	36	6	1	0	165
<b>Total</b>	<b>0</b>	<b>0</b>	<b>0</b>	<b>0</b>	<b>0</b>	<b>0</b>	<b>0</b>	<b>0</b>	<b>62</b>	<b>51</b>	<b>55</b>	<b>67</b>	<b>61</b>	<b>10</b>	<b>2</b>	<b>0</b>	<b>308</b>

**Enrolment By Grade and Gender**

Gender	Grade															Total
	K	1	2	3	4	5	6	7	8	9	10	11	12	4th		
Male	0	0	0	0	0	0	0	0	25	23	27	43	22	3	143	
Female	37	29	28	29	39	3	0	0	0	0	0	0	0	0	165	
<b>Total</b>	<b>37</b>	<b>29</b>	<b>28</b>	<b>29</b>	<b>39</b>	<b>3</b>	<b>0</b>	<b>0</b>	<b>25</b>	<b>23</b>	<b>27</b>	<b>43</b>	<b>22</b>	<b>3</b>	<b>308</b>	

**Enrolment By Grade**  
For Leo Burke Academy



\* Data from the 1999-00 AGR(Enrolment/Age as of the last day in Sept./Dec.)

\*\* Newfoundland Statistics Classification System

\*\*\* May include itinerant teachers



District 5 - Baie Verte/Central/Connaigre

School #: 128

Long Island Academy, Beaumont

Classification: Rural Community/Central Region\*\*

Grades: K-3,5-12

Number of Grades: 12

[School FTE PTR : 8.4](#)

[District FTE PTR : 13.2](#)

[Provincial FTE PTR : 14.3](#)

[FTE Teachers](#) \*\*\* : 8.0

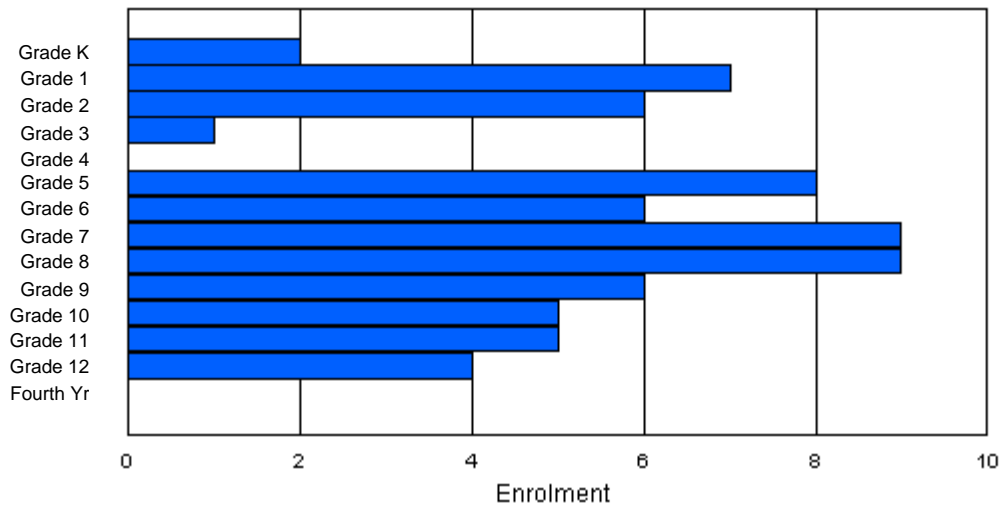
**Enrolment By Age and Gender**

Gender	Age																	Total
	5	6	7	8	9	10	11	12	13	14	15	16	17	18	19	20>		
Male	2	3	2	1	0	6	3	6	2	4	2	3	1	0	0	0	35	
Female	0	4	4	0	0	2	3	3	5	3	2	4	3	0	0	0	33	
<b>Total</b>	<b>2</b>	<b>7</b>	<b>6</b>	<b>1</b>	<b>0</b>	<b>8</b>	<b>6</b>	<b>9</b>	<b>7</b>	<b>7</b>	<b>4</b>	<b>7</b>	<b>4</b>	<b>0</b>	<b>0</b>	<b>0</b>	<b>68</b>	

**Enrolment By Grade and Gender**

Gender	Grade															Total
	K	1	2	3	4	5	6	7	8	9	10	11	12	4th		
Male	2	3	2	1	0	6	3	6	3	3	3	2	1	0	35	
Female	0	4	4	0	0	2	3	3	6	3	2	3	3	0	33	
<b>Total</b>	<b>2</b>	<b>7</b>	<b>6</b>	<b>1</b>	<b>0</b>	<b>8</b>	<b>6</b>	<b>9</b>	<b>9</b>	<b>6</b>	<b>5</b>	<b>5</b>	<b>4</b>	<b>0</b>	<b>68</b>	

**Enrolment By Grade**  
For Long Island Academy



\* Data from the 1999-00 AGR(Enrolment/Age as of the last day in Sept./Dec.)

\*\* Newfoundland Statistics Classification System

\*\*\* May include itinerant teachers

District 5 - Baie Verte/Central/Connaigre

School #: 404

M.W. Jeans Academy, Burlington

Classification: Rural Community/Central Region\*\*

Grades: K-6

Number of Grades: 7

[School FTE PTR : 11.2](#)

[District FTE PTR : 13.2](#)

[Provincial FTE PTR : 14.3](#)

[FTE Teachers](#) \*\*\* : 6.0

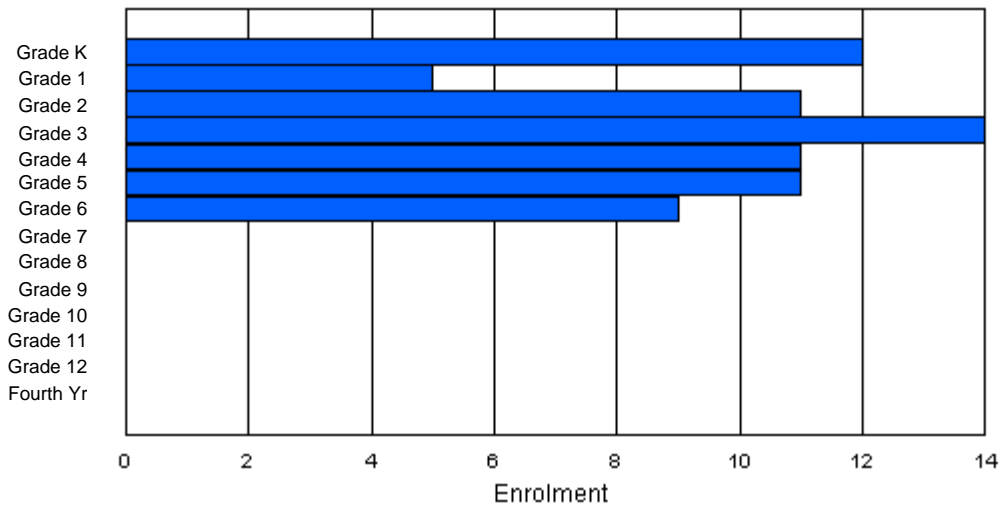
**Enrolment By Age and Gender**

Gender	Age																	Total
	5	6	7	8	9	10	11	12	13	14	15	16	17	18	19	20>		
Male	6	1	8	6	4	8	4	0	0	0	0	0	0	0	0	0	37	
Female	6	3	4	8	7	3	5	0	0	0	0	0	0	0	0	0	36	
<b>Total</b>	<b>12</b>	<b>4</b>	<b>12</b>	<b>14</b>	<b>11</b>	<b>11</b>	<b>9</b>	<b>0</b>	<b>0</b>	<b>0</b>	<b>0</b>	<b>0</b>	<b>0</b>	<b>0</b>	<b>0</b>	<b>0</b>	<b>73</b>	

**Enrolment By Grade and Gender**

Gender	Grade															Total
	K	1	2	3	4	5	6	7	8	9	10	11	12	4th		
Male	6	2	7	6	4	8	4	0	0	0	0	0	0	0	37	
Female	6	3	4	8	7	3	5	0	0	0	0	0	0	0	36	
<b>Total</b>	<b>12</b>	<b>5</b>	<b>11</b>	<b>14</b>	<b>11</b>	<b>11</b>	<b>9</b>	<b>0</b>	<b>0</b>	<b>0</b>	<b>0</b>	<b>0</b>	<b>0</b>	<b>0</b>	<b>73</b>	

**Enrolment By Grade**  
For M.W. Jeans Academy



\* Data from the 1999-00 AGR(Enrolment/Age as of the last day in Sept./Dec.)

\*\* Newfoundland Statistics Classification System

\*\*\* May include itinerant teachers

District 5 - Baie Verte/Central/Connaigre

School #: 143

Millcrest Academy, Grand Falls-Windsor

Classification: Urban Community/Central Region\*\*

Grades: 4-6

Number of Grades: 3

[School FTE PTR : 15.9](#)

[District FTE PTR : 13.2](#)

[Provincial FTE PTR : 14.3](#)

[FTE Teachers](#) \*\*\* : 22.0

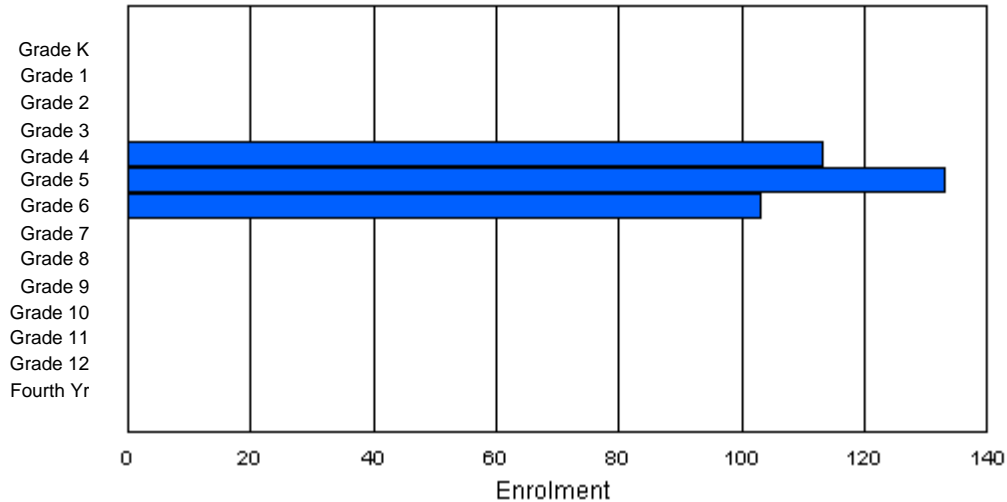
**Enrolment By Age and Gender**

Gender	Age																	Total
	5	6	7	8	9	10	11	12	13	14	15	16	17	18	19	20>		
Male	0	0	0	0	51	72	50	1	0	0	0	0	0	0	0	0	174	
Female	0	0	0	0	61	60	52	2	0	0	0	0	0	0	0	0	175	
<b>Total</b>	<b>0</b>	<b>0</b>	<b>0</b>	<b>0</b>	<b>112</b>	<b>132</b>	<b>102</b>	<b>3</b>	<b>0</b>	<b>0</b>	<b>0</b>	<b>0</b>	<b>0</b>	<b>0</b>	<b>0</b>	<b>0</b>	<b>349</b>	

**Enrolment By Grade and Gender**

Gender	Grade															Total
	K	1	2	3	4	5	6	7	8	9	10	11	12	4th		
Male	0	0	0	0	51	73	50	0	0	0	0	0	0	0	174	
Female	0	0	0	0	62	60	53	0	0	0	0	0	0	0	175	
<b>Total</b>	<b>0</b>	<b>0</b>	<b>0</b>	<b>0</b>	<b>113</b>	<b>133</b>	<b>103</b>	<b>0</b>	<b>0</b>	<b>0</b>	<b>0</b>	<b>0</b>	<b>0</b>	<b>0</b>	<b>349</b>	

**Enrolment By Grade**  
For Millcrest Academy



\* Data from the 1999-00 AGR(Enrolment/Age as of the last day in Sept./Dec.)

\*\* Newfoundland Statistics Classification System

\*\*\* May include itinerant teachers

District 5 - Baie Verte/Central/Connaigre

School #: 158                      MSB Regional Academy, Middle Arm

Classification: Rural Community/Central Region\*\*

Grades: K-12                      Number of Grades: 13

[School FTE PTR : 11.8](#)

[District FTE PTR : 13.2](#)

[Provincial FTE PTR : 14.3](#)

[FTE Teachers](#) \*\*\* : 16.3

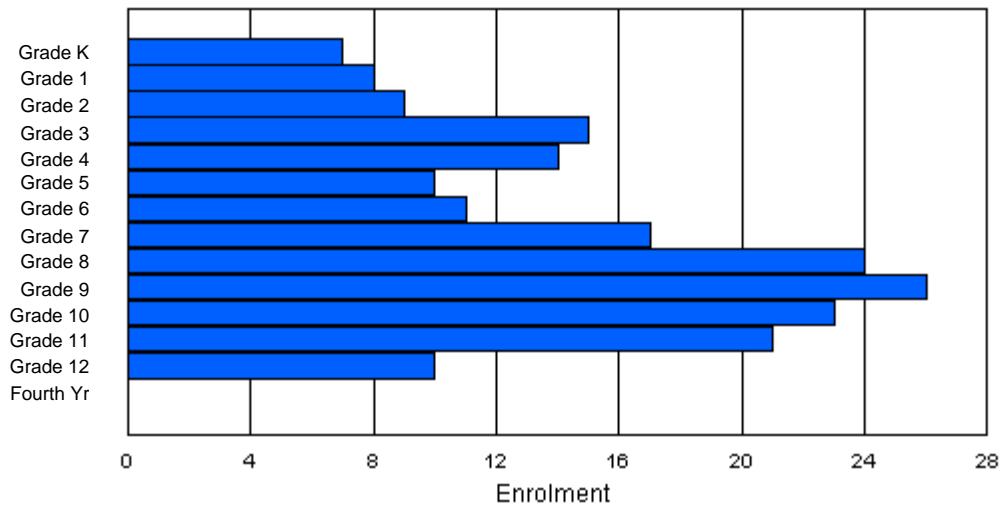
**Enrolment By Age and Gender**

Gender	Age																	Total
	5	6	7	8	9	10	11	12	13	14	15	16	17	18	19	20>		
Male	5	3	3	8	6	5	5	7	12	16	9	7	7	0	0	0	93	
Female	2	5	5	7	6	5	7	12	9	13	12	12	6	1	0	0	102	
<b>Total</b>	<b>7</b>	<b>8</b>	<b>8</b>	<b>15</b>	<b>12</b>	<b>10</b>	<b>12</b>	<b>19</b>	<b>21</b>	<b>29</b>	<b>21</b>	<b>19</b>	<b>13</b>	<b>1</b>	<b>0</b>	<b>0</b>	<b>195</b>	

**Enrolment By Grade and Gender**

Gender	Grade															Total
	K	1	2	3	4	5	6	7	8	9	10	11	12	4th		
Male	5	3	4	8	8	4	5	5	14	14	9	9	5	0	93	
Female	2	5	5	7	6	6	6	12	10	12	14	12	5	0	102	
<b>Total</b>	<b>7</b>	<b>8</b>	<b>9</b>	<b>15</b>	<b>14</b>	<b>10</b>	<b>11</b>	<b>17</b>	<b>24</b>	<b>26</b>	<b>23</b>	<b>21</b>	<b>10</b>	<b>0</b>	<b>195</b>	

**Enrolment By Grade**  
For MSB Regional Academy



\* Data from the 1999-00 AGR(Enrolment/Age as of the last day in Sept./Dec.)

\*\* Newfoundland Statistics Classification System

\*\*\* May include itinerant teachers

District 5 - Baie Verte/Central/Connaigre

School #: 163

Point Leamington Academy, Point Leamington

Classification: Rural Community/Central Region\*\*

Grades: K-12

Number of Grades: 13

[School FTE PTR : 12.2](#)

[District FTE PTR : 13.2](#)

[Provincial FTE PTR : 14.3](#)

[FTE Teachers](#) \*\*\* : 16.0

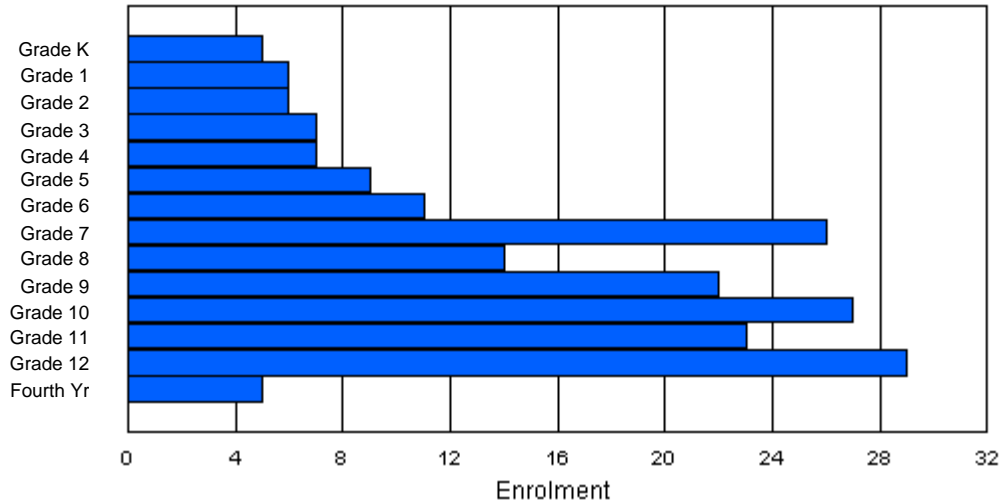
**Enrolment By Age and Gender**

Gender	Age																Total
	5	6	7	8	9	10	11	12	13	14	15	16	17	18	19	20>	
Male	4	3	2	4	3	5	6	13	12	10	13	14	14	2	1	1	107
Female	1	3	4	3	4	4	5	12	2	6	14	10	18	2	0	2	90
<b>Total</b>	<b>5</b>	<b>6</b>	<b>6</b>	<b>7</b>	<b>7</b>	<b>9</b>	<b>11</b>	<b>25</b>	<b>14</b>	<b>16</b>	<b>27</b>	<b>24</b>	<b>32</b>	<b>4</b>	<b>1</b>	<b>3</b>	<b>197</b>

**Enrolment By Grade and Gender**

Gender	Grade															Total
	K	1	2	3	4	5	6	7	8	9	10	11	12	4th		
Male	4	3	2	4	3	5	6	14	12	13	14	13	12	2	107	
Female	1	3	4	3	4	4	5	12	2	9	13	10	17	3	90	
<b>Total</b>	<b>5</b>	<b>6</b>	<b>6</b>	<b>7</b>	<b>7</b>	<b>9</b>	<b>11</b>	<b>26</b>	<b>14</b>	<b>22</b>	<b>27</b>	<b>23</b>	<b>29</b>	<b>5</b>	<b>197</b>	

**Enrolment By Grade**  
For Point Leamington Academy



\* Data from the 1999-00 AGR(Enrolment/Age as of the last day in Sept./Dec.)

\*\* Newfoundland Statistics Classification System

\*\*\* May include itinerant teachers

District 5 - Baie Verte/Central/Connaigre

School #: 170      South Brook Academy, South Brook

Classification: Rural Community/Central Region\*\*

Grades: K-6      Number of Grades: 7

[School FTE PTR : 9.9](#)

[District FTE PTR : 13.2](#)

[Provincial FTE PTR : 14.3](#)

[FTE Teachers](#) \*\*\* : 5.5

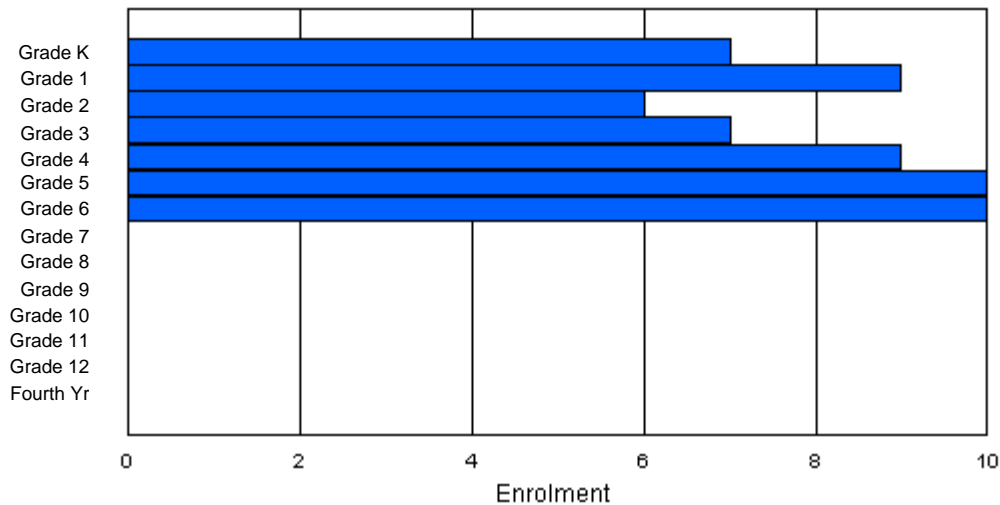
**Enrolment By Age and Gender**

Gender	Age																Total
	5	6	7	8	9	10	11	12	13	14	15	16	17	18	19	20>	
Male	4	4	2	3	4	3	7	0	0	0	0	0	0	0	0	0	27
Female	3	5	3	3	6	8	3	0	0	0	0	0	0	0	0	0	31
<b>Total</b>	<b>7</b>	<b>9</b>	<b>5</b>	<b>6</b>	<b>10</b>	<b>11</b>	<b>10</b>	<b>0</b>	<b>0</b>	<b>0</b>	<b>0</b>	<b>0</b>	<b>0</b>	<b>0</b>	<b>0</b>	<b>0</b>	<b>58</b>

**Enrolment By Grade and Gender**

Gender	Grade															Total
	K	1	2	3	4	5	6	7	8	9	10	11	12	4th		
Male	4	4	2	4	4	2	7	0	0	0	0	0	0	0	0	27
Female	3	5	4	3	5	8	3	0	0	0	0	0	0	0	0	31
<b>Total</b>	<b>7</b>	<b>9</b>	<b>6</b>	<b>7</b>	<b>9</b>	<b>10</b>	<b>10</b>	<b>0</b>	<b>0</b>	<b>0</b>	<b>0</b>	<b>0</b>	<b>0</b>	<b>0</b>	<b>0</b>	<b>58</b>

**Enrolment By Grade**  
For South Brook Academy



\* Data from the 1999-00 AGR(Enrolment/Age as of the last day in Sept./Dec.)

\*\* Newfoundland Statistics Classification System

\*\*\* May include itinerant teachers

District 5 - Baie Verte/Central/Connaigre

School #: 144

Sprucewood Academy, Grand Falls-Windsor

Classification: Urban Community/Central Region\*\*

Grades: K-6

Number of Grades: 7

[School FTE PTR : 15.2](#)

[District FTE PTR : 13.2](#)

[Provincial FTE PTR : 14.3](#)

[FTE Teachers](#) \*\*\* : 25.5

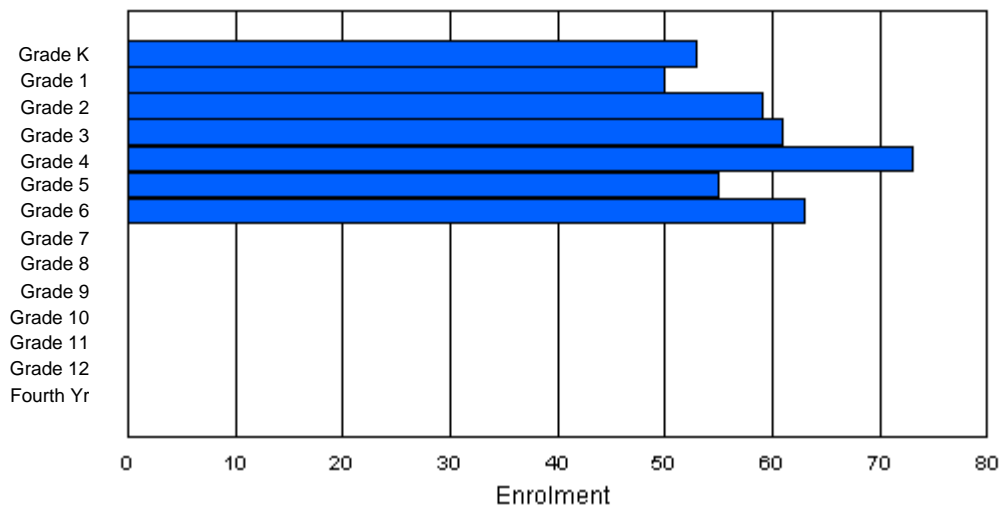
**Enrolment By Age and Gender**

Gender	Age																Total
	5	6	7	8	9	10	11	12	13	14	15	16	17	18	19	20>	
Male	24	20	25	30	40	30	25	4	0	0	0	0	0	0	0	0	198
Female	29	29	35	30	34	25	34	0	0	0	0	0	0	0	0	0	216
<b>Total</b>	<b>53</b>	<b>49</b>	<b>60</b>	<b>60</b>	<b>74</b>	<b>55</b>	<b>59</b>	<b>4</b>	<b>0</b>	<b>0</b>	<b>0</b>	<b>0</b>	<b>0</b>	<b>0</b>	<b>0</b>	<b>0</b>	<b>414</b>

**Enrolment By Grade and Gender**

Gender	Grade														Total
	K	1	2	3	4	5	6	7	8	9	10	11	12	4th	
Male	24	20	25	31	39	30	29	0	0	0	0	0	0	0	198
Female	29	30	34	30	34	25	34	0	0	0	0	0	0	0	216
<b>Total</b>	<b>53</b>	<b>50</b>	<b>59</b>	<b>61</b>	<b>73</b>	<b>55</b>	<b>63</b>	<b>0</b>	<b>0</b>	<b>0</b>	<b>0</b>	<b>0</b>	<b>0</b>	<b>0</b>	<b>414</b>

**Enrolment By Grade**  
For Sprucewood Academy



\* Data from the 1999-00 AGR(Enrolment/Age as of the last day in Sept./Dec.)

\*\* Newfoundland Statistics Classification System

\*\*\* May include itinerant teachers

District 5 - Baie Verte/Central/Connaigre

School #: 150

St. Joseph's Elementary, Harbour Breton

Classification: Rural Community/Southern Region\*\*

Grades: K-6

Number of Grades: 7

[School FTE PTR : 14.9](#)

[District FTE PTR : 13.2](#)

[Provincial FTE PTR : 14.3](#)

[FTE Teachers](#) \*\*\* : 13.0

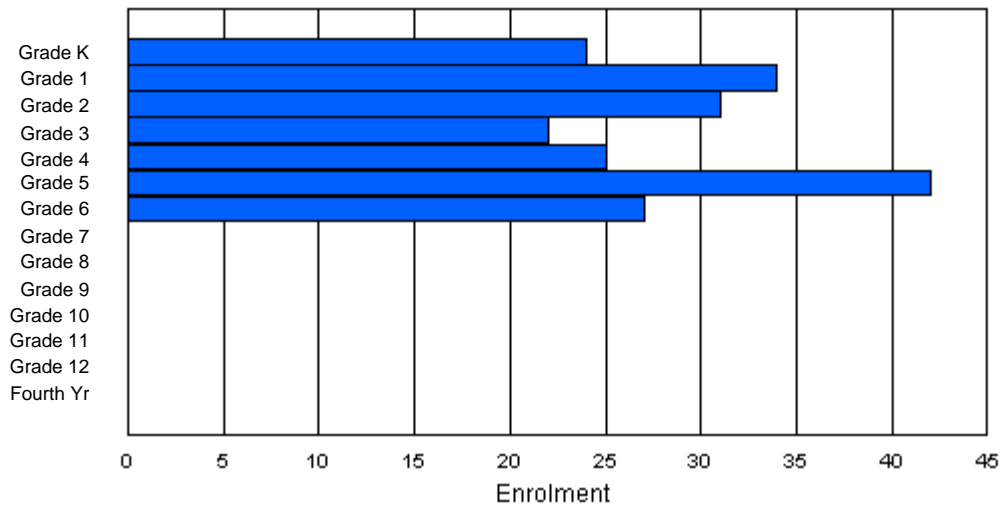
**Enrolment By Age and Gender**

Gender	Age																Total
	5	6	7	8	9	10	11	12	13	14	15	16	17	18	19	20>	
Male	12	23	15	12	11	18	14	1	0	0	0	0	0	0	0	0	106
Female	12	11	16	10	14	23	13	0	0	0	0	0	0	0	0	0	99
<b>Total</b>	<b>24</b>	<b>34</b>	<b>31</b>	<b>22</b>	<b>25</b>	<b>41</b>	<b>27</b>	<b>1</b>	<b>0</b>	<b>0</b>	<b>0</b>	<b>0</b>	<b>0</b>	<b>0</b>	<b>0</b>	<b>0</b>	<b>205</b>

**Enrolment By Grade and Gender**

Gender	Grade														Total
	K	1	2	3	4	5	6	7	8	9	10	11	12	4th	
Male	12	23	15	12	11	19	14	0	0	0	0	0	0	0	106
Female	12	11	16	10	14	23	13	0	0	0	0	0	0	0	99
<b>Total</b>	<b>24</b>	<b>34</b>	<b>31</b>	<b>22</b>	<b>25</b>	<b>42</b>	<b>27</b>	<b>0</b>	<b>0</b>	<b>0</b>	<b>0</b>	<b>0</b>	<b>0</b>	<b>0</b>	<b>205</b>

**Enrolment By Grade**  
For St. Joseph's Elementary



\* Data from the 1999-00 AGR(Enrolment/Age as of the last day in Sept./Dec.)

\*\* Newfoundland Statistics Classification System

\*\*\* May include itinerant teachers



District 5 - Baie Verte/Central/Connaigre

School #: 174

St. Peter's Academy, Westport

Classification: Rural Community/Central Region\*\*

Grades: K-12

Number of Grades: 13

[School FTE PTR : 9.8](#)

[District FTE PTR : 13.2](#)

[Provincial FTE PTR : 14.3](#)

[FTE Teachers](#) \*\*\* : 10.5

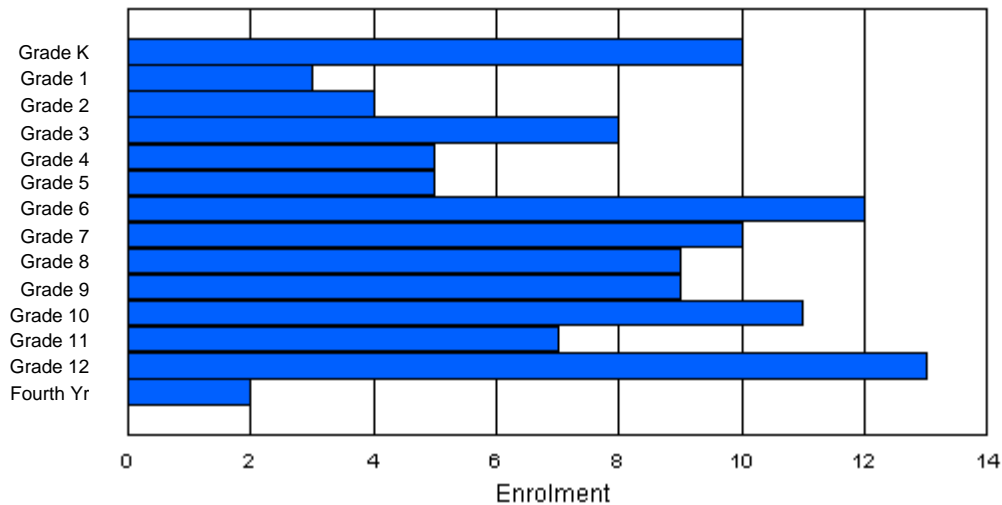
**Enrolment By Age and Gender**

Gender	Age																	Total
	5	6	7	8	9	10	11	12	13	14	15	16	17	18	19	20>		
Male	4	1	3	4	1	2	5	3	5	4	9	3	3	3	2	0	52	
Female	6	2	1	4	4	3	7	6	4	5	2	2	6	1	1	2	56	
<b>Total</b>	<b>10</b>	<b>3</b>	<b>4</b>	<b>8</b>	<b>5</b>	<b>5</b>	<b>12</b>	<b>9</b>	<b>9</b>	<b>9</b>	<b>11</b>	<b>5</b>	<b>9</b>	<b>4</b>	<b>3</b>	<b>2</b>	<b>108</b>	

**Enrolment By Grade and Gender**

Gender	Grade															Total
	K	1	2	3	4	5	6	7	8	9	10	11	12	4th		
Male	4	1	3	4	1	2	5	3	5	4	8	5	7	0	52	
Female	6	2	1	4	4	3	7	7	4	5	3	2	6	2	56	
<b>Total</b>	<b>10</b>	<b>3</b>	<b>4</b>	<b>8</b>	<b>5</b>	<b>5</b>	<b>12</b>	<b>10</b>	<b>9</b>	<b>9</b>	<b>11</b>	<b>7</b>	<b>13</b>	<b>2</b>	<b>108</b>	

**Enrolment By Grade**  
For St. Peter's Academy



\* Data from the 1999-00 AGR(Enrolment/Age as of the last day in Sept./Dec.)

\*\* Newfoundland Statistics Classification System

\*\*\* May include itinerant teachers

District 5 - Baie Verte/Central/Connaigre

School #: 157

St. Peter's AG, McCallum

Classification: Rural Community/Southern Region\*\*

Grades: K,2-7,9-10,12

Number of Grades: 10

[School FTE PTR : 4.0](#)

[District FTE PTR : 13.2](#)

[Provincial FTE PTR : 14.3](#)

[FTE Teachers](#) \*\*\* : 3.5

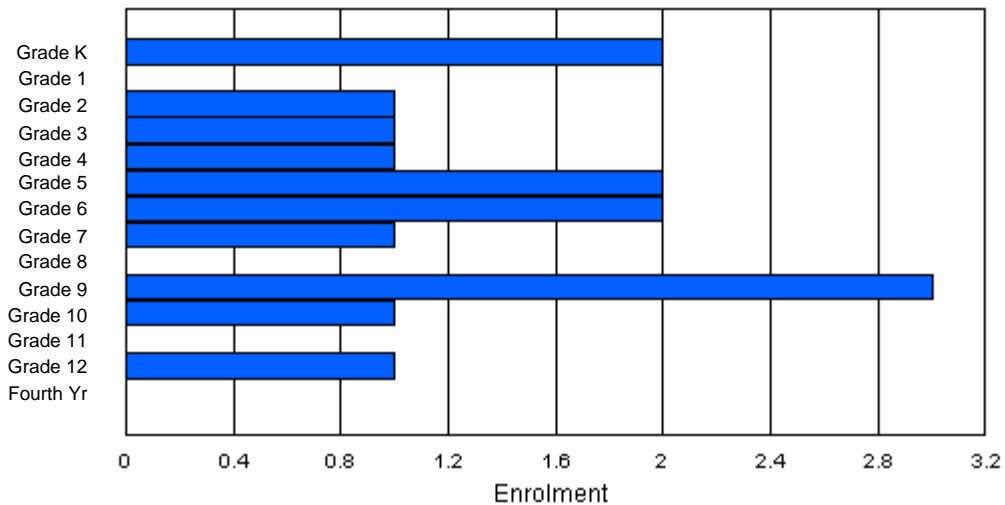
**Enrolment By Age and Gender**

Gender	Age																	Total
	5	6	7	8	9	10	11	12	13	14	15	16	17	18	19	20>		
Male	0	0	0	1	0	1	1	0	0	1	1	0	2	0	0	0	7	
Female	2	0	1	0	1	1	1	1	0	0	1	0	0	0	0	0	8	
<b>Total</b>	<b>2</b>	<b>0</b>	<b>1</b>	<b>1</b>	<b>1</b>	<b>2</b>	<b>2</b>	<b>1</b>	<b>0</b>	<b>1</b>	<b>2</b>	<b>0</b>	<b>2</b>	<b>0</b>	<b>0</b>	<b>0</b>	<b>15</b>	

**Enrolment By Grade and Gender**

Gender	Grade															Total
	K	1	2	3	4	5	6	7	8	9	10	11	12	4th		
Male	0	0	0	1	0	1	1	0	0	3	0	0	1	0	7	
Female	2	0	1	0	1	1	1	1	0	0	1	0	0	0	8	
<b>Total</b>	<b>2</b>	<b>0</b>	<b>1</b>	<b>1</b>	<b>1</b>	<b>2</b>	<b>2</b>	<b>1</b>	<b>0</b>	<b>3</b>	<b>1</b>	<b>0</b>	<b>1</b>	<b>0</b>	<b>15</b>	

**Enrolment By Grade**  
For St. Peter's AG



\* Data from the 1999-00 AGR(Enrolment/Age as of the last day in Sept./Dec.)

\*\* Newfoundland Statistics Classification System

\*\*\* May include itinerant teachers

District 5 - Baie Verte/Central/Connaigre

School #: 165

St. Stephen's AG, Rencontre East

Classification: Rural Community/Southern Region\*\*

Grades: K,2-12

Number of Grades: 12

[School FTE PTR : 7.5](#)

[District FTE PTR : 13.2](#)

[Provincial FTE PTR : 14.3](#)

[FTE Teachers](#) \*\*\* : 6.0

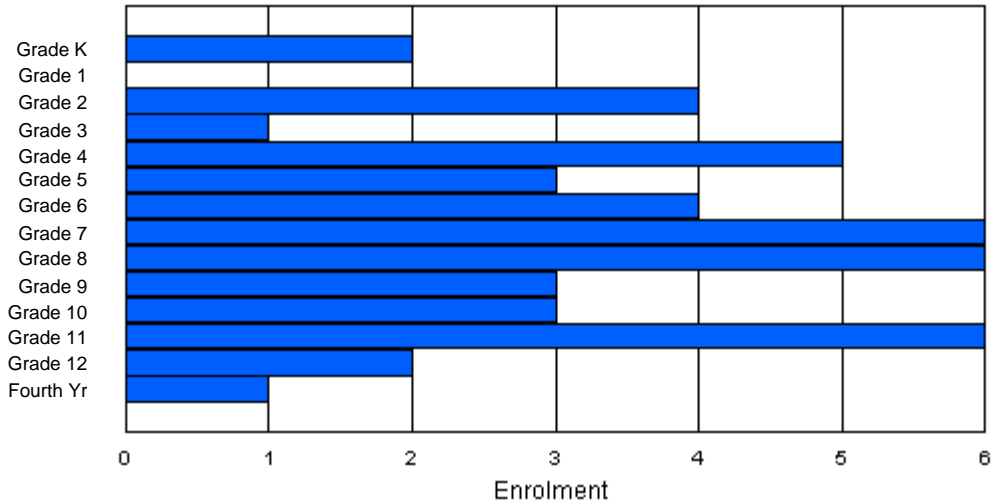
**Enrolment By Age and Gender**

Gender	Age																	Total
	5	6	7	8	9	10	11	12	13	14	15	16	17	18	19	20>		
Male	2	0	1	1	1	3	0	2	2	3	2	3	3	0	0	0	23	
Female	0	0	3	0	3	2	3	3	2	2	1	2	1	1	0	0	23	
<b>Total</b>	<b>2</b>	<b>0</b>	<b>4</b>	<b>1</b>	<b>4</b>	<b>5</b>	<b>3</b>	<b>5</b>	<b>4</b>	<b>5</b>	<b>3</b>	<b>5</b>	<b>4</b>	<b>1</b>	<b>0</b>	<b>0</b>	<b>46</b>	

**Enrolment By Grade and Gender**

Gender	Grade															Total
	K	1	2	3	4	5	6	7	8	9	10	11	12	4th		
Male	2	0	1	1	2	2	0	2	4	2	2	4	1	0	23	
Female	0	0	3	0	3	1	4	4	2	1	1	2	1	1	23	
<b>Total</b>	<b>2</b>	<b>0</b>	<b>4</b>	<b>1</b>	<b>5</b>	<b>3</b>	<b>4</b>	<b>6</b>	<b>6</b>	<b>3</b>	<b>3</b>	<b>6</b>	<b>2</b>	<b>1</b>	<b>46</b>	

**Enrolment By Grade**  
For St. Stephen's AG



\* Data from the 1999-00 AGR(Enrolment/Age as of the last day in Sept./Dec.)

\*\* Newfoundland Statistics Classification System

\*\*\* May include itinerant teachers

District 5 - Baie Verte/Central/Connaigre

School #: 152 Valmont Academy, King's Point

Classification: Rural Community/Central Region\*\*

Grades: K-12 Number of Grades: 13

[School FTE PTR : 11.0](#)

[District FTE PTR : 13.2](#)

[Provincial FTE PTR : 14.3](#)

[FTE Teachers](#) \*\*\* : 19.0

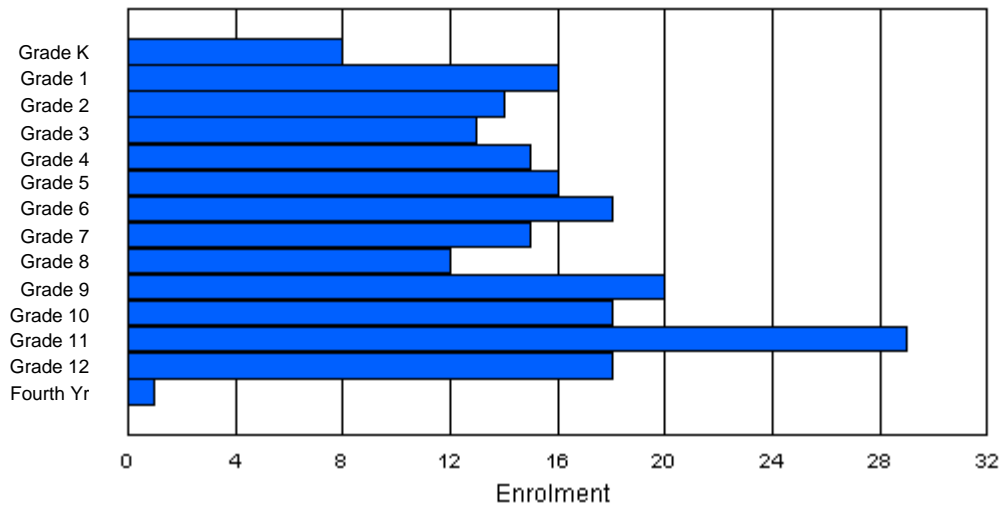
**Enrolment By Age and Gender**

Gender	Age																Total
	5	6	7	8	9	10	11	12	13	14	15	16	17	18	19	20>	
Male	5	9	9	8	11	8	12	8	6	6	15	13	11	2	0	0	123
Female	3	6	6	4	5	8	4	8	5	8	6	13	12	2	0	0	90
<b>Total</b>	<b>8</b>	<b>15</b>	<b>15</b>	<b>12</b>	<b>16</b>	<b>16</b>	<b>16</b>	<b>16</b>	<b>11</b>	<b>14</b>	<b>21</b>	<b>26</b>	<b>23</b>	<b>4</b>	<b>0</b>	<b>0</b>	<b>213</b>

**Enrolment By Grade and Gender**

Gender	Grade															Total
	K	1	2	3	4	5	6	7	8	9	10	11	12	4th		
Male	5	10	8	9	10	8	14	6	6	12	11	15	8	1	123	
Female	3	6	6	4	5	8	4	9	6	8	7	14	10	0	90	
<b>Total</b>	<b>8</b>	<b>16</b>	<b>14</b>	<b>13</b>	<b>15</b>	<b>16</b>	<b>18</b>	<b>15</b>	<b>12</b>	<b>20</b>	<b>18</b>	<b>29</b>	<b>18</b>	<b>1</b>	<b>213</b>	

**Enrolment By Grade**  
For Valmont Academy



\* Data from the 1999-00 AGR(Enrolment/Age as of the last day in Sept./Dec.)

\*\* Newfoundland Statistics Classification System

\*\*\* May include itinerant teachers

District 5 - Baie Verte/Central/Connaigre

School #: 138      Victoria AG, Gaultois  
 Grades: K-12      Number of Grades: 13  
[FTE Teachers](#) \*\*\* : 9.0

Classification: Rural Community/Southern Region\*\*  
[School FTE PTR : 7.8](#)  
[District FTE PTR : 13.2](#)  
[Provincial FTE PTR : 14.3](#)

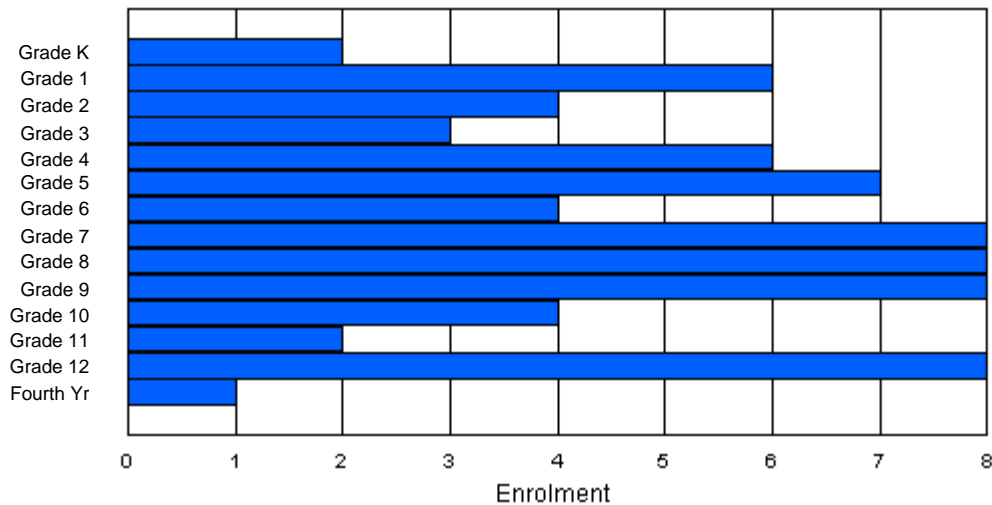
**Enrolment By Age and Gender**

Gender	Age																	Total
	5	6	7	8	9	10	11	12	13	14	15	16	17	18	19	20>		
Male	0	2	2	1	3	2	1	2	4	3	1	4	3	2	0	0	30	
Female	2	4	2	2	2	6	3	4	5	4	2	1	3	0	1	0	41	
<b>Total</b>	<b>2</b>	<b>6</b>	<b>4</b>	<b>3</b>	<b>5</b>	<b>8</b>	<b>4</b>	<b>6</b>	<b>9</b>	<b>7</b>	<b>3</b>	<b>5</b>	<b>6</b>	<b>2</b>	<b>1</b>	<b>0</b>	<b>71</b>	

**Enrolment By Grade and Gender**

Gender	Grade															Total
	K	1	2	3	4	5	6	7	8	9	10	11	12	4th		
Male	0	2	2	1	4	1	1	4	2	4	2	2	5	0	30	
Female	2	4	2	2	2	6	3	4	6	4	2	0	3	1	41	
<b>Total</b>	<b>2</b>	<b>6</b>	<b>4</b>	<b>3</b>	<b>6</b>	<b>7</b>	<b>4</b>	<b>8</b>	<b>8</b>	<b>8</b>	<b>4</b>	<b>2</b>	<b>8</b>	<b>1</b>	<b>71</b>	

**Enrolment By Grade**  
For Victoria AG



\* Data from the 1999-00 AGR(Enrolment/Age as of the last day in Sept./Dec.)

\*\* Newfoundland Statistics Classification System

\*\*\* May include itinerant teachers

**District 6 - Lewisporte/Gander**

School #: 180

A. R. Scammell Academy, Change Islands

Classification: Rural Community/Central Region\*\*

Grades: K-12

Number of Grades: 13

[School FTE PTR : 7.5](#)

[District FTE PTR : 14.1](#)

[Provincial FTE PTR : 14.3](#)

[FTE Teachers](#) \*\*\* : 7.5

**Enrolment By Age and Gender**

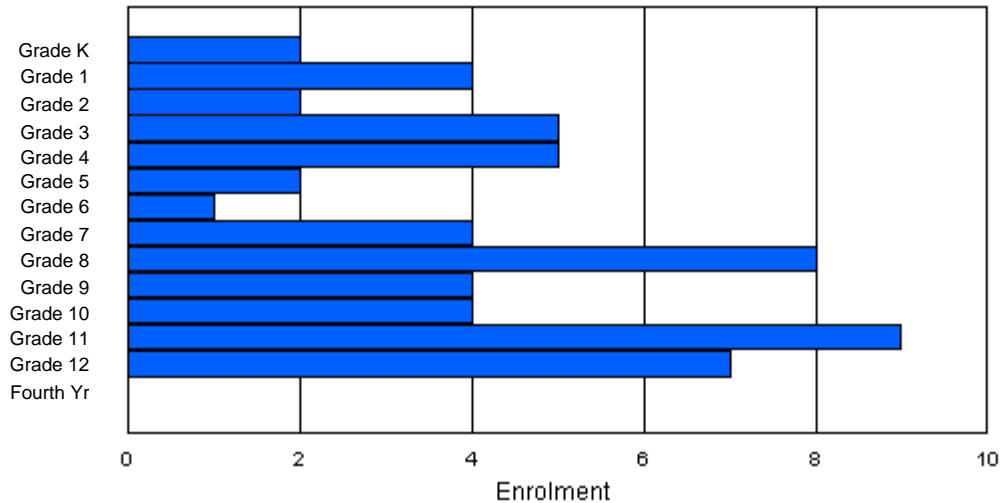
Gender	Age																	Total
	5	6	7	8	9	10	11	12	13	14	15	16	17	18	19	20>		
Male	0	1	1	4	3	1	0	2	5	3	8	1	5	1	0	0	35	
Female	2	2	2	1	2	1	1	2	2	2	1	2	2	0	0	0	22	
<b>Total</b>	<b>2</b>	<b>3</b>	<b>3</b>	<b>5</b>	<b>5</b>	<b>2</b>	<b>1</b>	<b>4</b>	<b>7</b>	<b>5</b>	<b>9</b>	<b>3</b>	<b>7</b>	<b>1</b>	<b>0</b>	<b>0</b>	<b>57</b>	

**Enrolment By Grade and Gender**

Gender	Grade															Total
	K	1	2	3	4	5	6	7	8	9	10	11	12	4th		
Male	0	2	1	4	3	1	0	2	6	2	2	8	5	0	36	
Female	2	2	1	1	2	1	1	2	2	2	2	1	2	0	21	
<b>Total</b>	<b>2</b>	<b>4</b>	<b>2</b>	<b>5</b>	<b>5</b>	<b>2</b>	<b>1</b>	<b>4</b>	<b>8</b>	<b>4</b>	<b>4</b>	<b>9</b>	<b>7</b>	<b>0</b>	<b>57</b>	

**Enrolment By Grade**

For A. R. Scammell Academy



\* Data from the 1999-00 AGR(Enrolment/Age as of the last day in Sept./Dec.)

\*\* Newfoundland Statistics Classification System

\*\*\* May include itinerant teachers

District 6 - Lewisporte/Gander

School #: 178

Carmanville School Complex, Carmanville

Classification: Rural Community/Central Region\*\*

Grades: K-12

Number of Grades: 13

[School FTE PTR : 14.4](#)

[District FTE PTR : 14.1](#)

[Provincial FTE PTR : 14.3](#)

[FTE Teachers](#) \*\*\* : 24.0

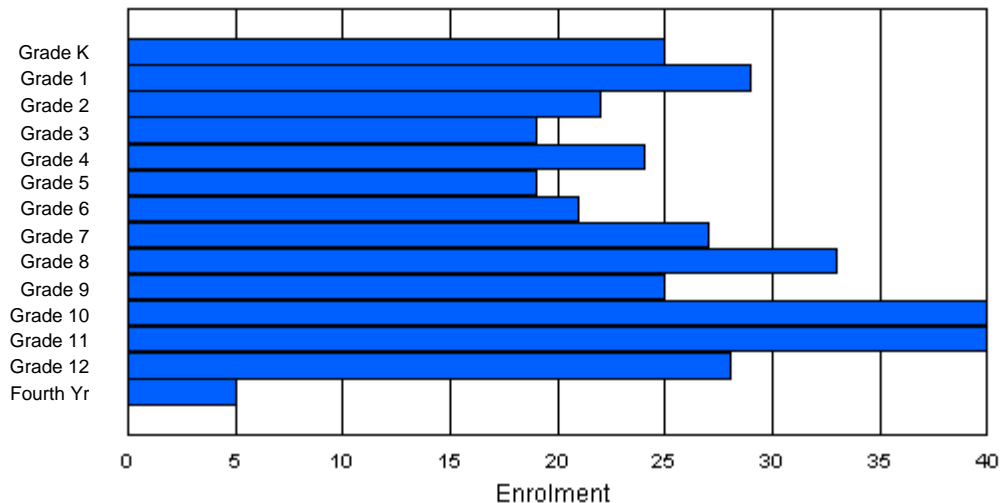
**Enrolment By Age and Gender**

Gender	Age																Total
	5	6	7	8	9	10	11	12	13	14	15	16	17	18	19	20>	
Male	11	9	16	13	11	11	10	13	10	14	13	20	16	7	0	0	174
Female	14	17	8	8	12	7	11	15	12	17	23	21	15	2	1	0	183
<b>Total</b>	<b>25</b>	<b>26</b>	<b>24</b>	<b>21</b>	<b>23</b>	<b>18</b>	<b>21</b>	<b>28</b>	<b>22</b>	<b>31</b>	<b>36</b>	<b>41</b>	<b>31</b>	<b>9</b>	<b>1</b>	<b>0</b>	<b>357</b>

**Enrolment By Grade and Gender**

Gender	Grade														Total
	K	1	2	3	4	5	6	7	8	9	10	11	12	4th	
Male	11	11	15	11	12	12	10	11	19	10	15	19	14	4	174
Female	14	18	7	8	12	7	11	16	14	15	25	21	14	1	183
<b>Total</b>	<b>25</b>	<b>29</b>	<b>22</b>	<b>19</b>	<b>24</b>	<b>19</b>	<b>21</b>	<b>27</b>	<b>33</b>	<b>25</b>	<b>40</b>	<b>40</b>	<b>28</b>	<b>5</b>	<b>357</b>

**Enrolment By Grade**  
For Carmanville School Complex



\* Data from the 1999-00 AGR(Enrolment/Age as of the last day in Sept./Dec.)

\*\* Newfoundland Statistics Classification System

\*\*\* May include itinerant teachers

District 6 - Lewisporte/Gander

School #: 179

Centreville Academy, Centreville-Wareham

Classification: Rural Community/Central Region\*\*

Grades: K-8

Number of Grades: 9

[School FTE PTR : 11.7](#)

[District FTE PTR : 14.1](#)

[Provincial FTE PTR : 14.3](#)

[FTE Teachers](#) \*\*\* : 11.5

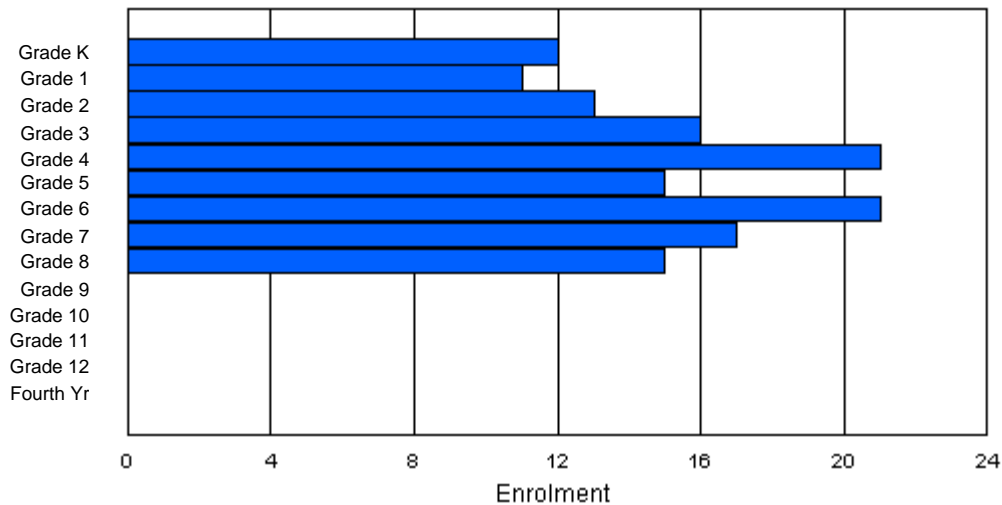
**Enrolment By Age and Gender**

Gender	Age																Total
	5	6	7	8	9	10	11	12	13	14	15	16	17	18	19	20>	
Male	7	10	5	6	14	7	13	7	8	0	0	0	0	0	0	0	77
Female	5	1	7	9	9	6	9	7	11	0	0	0	0	0	0	0	64
<b>Total</b>	<b>12</b>	<b>11</b>	<b>12</b>	<b>15</b>	<b>23</b>	<b>13</b>	<b>22</b>	<b>14</b>	<b>19</b>	<b>0</b>	<b>0</b>	<b>0</b>	<b>0</b>	<b>0</b>	<b>0</b>	<b>0</b>	<b>141</b>

**Enrolment By Grade and Gender**

Gender	Grade															Total
	K	1	2	3	4	5	6	7	8	9	10	11	12	4th		
Male	7	10	5	8	12	9	12	8	6	0	0	0	0	0	77	
Female	5	1	8	8	9	6	9	9	9	0	0	0	0	0	64	
<b>Total</b>	<b>12</b>	<b>11</b>	<b>13</b>	<b>16</b>	<b>21</b>	<b>15</b>	<b>21</b>	<b>17</b>	<b>15</b>	<b>0</b>	<b>0</b>	<b>0</b>	<b>0</b>	<b>0</b>	<b>141</b>	

**Enrolment By Grade**  
For Centreville Academy



\* Data from the 1999-00 AGR(Enrolment/Age as of the last day in Sept./Dec.)

\*\* Newfoundland Statistics Classification System

\*\*\* May include itinerant teachers



District 6 - Lewisporte/Gander

School #: 182

Charlottetown Elementary, Charlottetown

Classification: Rural Community/Central Region\*\*

Grades: K-2,4-5

Number of Grades: 5

[School FTE PTR : 6.0](#)

[District FTE PTR : 14.1](#)

[Provincial FTE PTR : 14.3](#)

[FTE Teachers](#) \*\*\* : 2.0

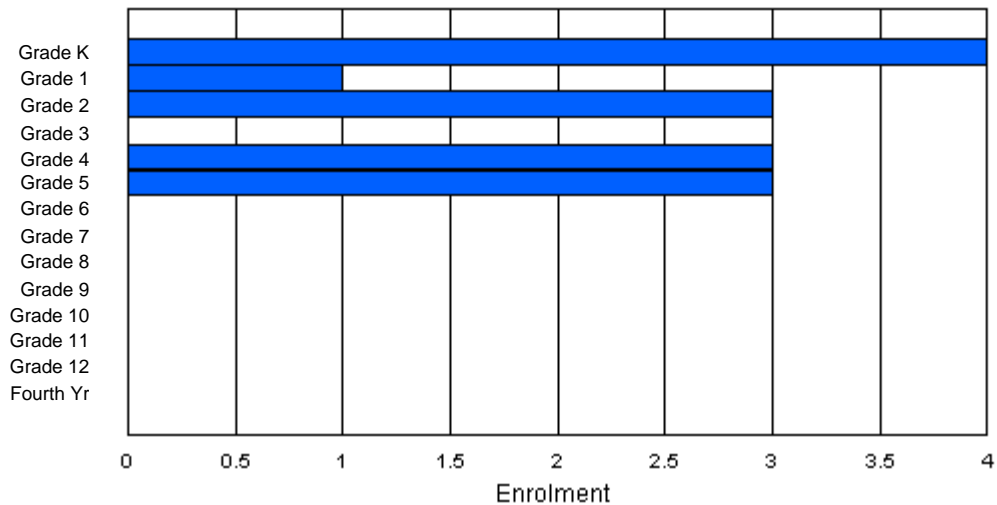
**Enrolment By Age and Gender**

Gender	Age																Total
	5	6	7	8	9	10	11	12	13	14	15	16	17	18	19	20>	
Male	0	0	2	0	1	2	0	0	0	0	0	0	0	0	0	0	5
Female	4	1	1	0	2	1	0	0	0	0	0	0	0	0	0	0	9
<b>Total</b>	<b>4</b>	<b>1</b>	<b>3</b>	<b>0</b>	<b>3</b>	<b>3</b>	<b>0</b>	<b>0</b>	<b>0</b>	<b>0</b>	<b>0</b>	<b>0</b>	<b>0</b>	<b>0</b>	<b>0</b>	<b>0</b>	<b>14</b>

**Enrolment By Grade and Gender**

Gender	Grade															Total
	K	1	2	3	4	5	6	7	8	9	10	11	12	4th		
Male	0	0	2	0	1	2	0	0	0	0	0	0	0	0	0	5
Female	4	1	1	0	2	1	0	0	0	0	0	0	0	0	0	9
<b>Total</b>	<b>4</b>	<b>1</b>	<b>3</b>	<b>0</b>	<b>3</b>	<b>3</b>	<b>0</b>	<b>0</b>	<b>0</b>	<b>0</b>	<b>0</b>	<b>0</b>	<b>0</b>	<b>0</b>	<b>0</b>	<b>14</b>

**Enrolment By Grade**  
For Charlottetown Elementary



\* Data from the 1999-00 AGR(Enrolment/Age as of the last day in Sept./Dec.)

\*\* Newfoundland Statistics Classification System

\*\*\* May include itinerant teachers

District 6 - Lewisporte/Gander

School #: 203

Coaker Academy, Virgin Arm

Classification: Rural Community/Central Region\*\*

Grades: 9-12

Number of Grades: 4

[School FTE PTR : 16.0](#)

[District FTE PTR : 14.1](#)

[Provincial FTE PTR : 14.3](#)

[FTE Teachers](#) \*\*\* : 17.0

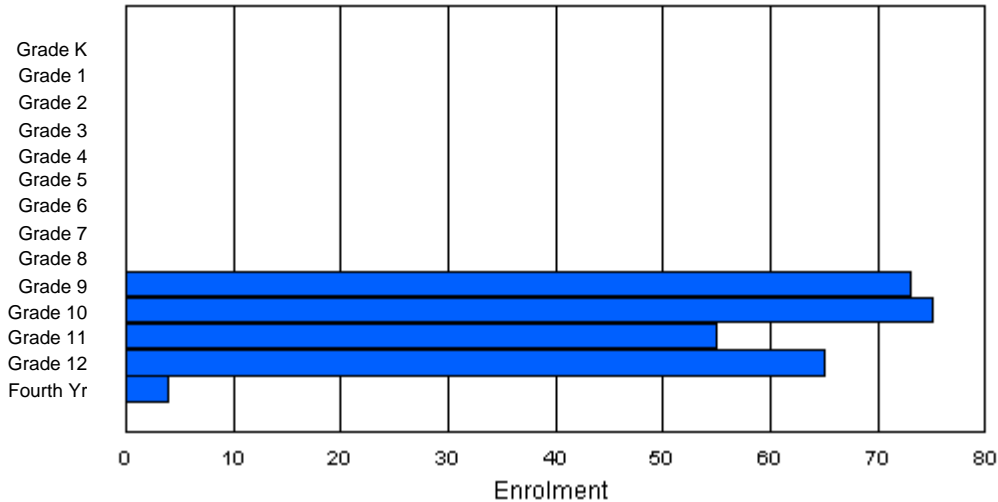
**Enrolment By Age and Gender**

Gender	Age																	Total
	5	6	7	8	9	10	11	12	13	14	15	16	17	18	19	20>		
Male	0	0	0	0	0	0	0	0	0	37	39	36	27	6	0	2	147	
Female	0	0	0	0	0	0	0	0	0	29	33	30	30	3	0	0	125	
Total	0	0	0	0	0	0	0	0	0	66	72	66	57	9	0	2	272	

**Enrolment By Grade and Gender**

Gender	Grade															Total
	K	1	2	3	4	5	6	7	8	9	10	11	12	4th		
Male	0	0	0	0	0	0	0	0	0	41	44	27	31	4	147	
Female	0	0	0	0	0	0	0	0	0	32	31	28	34	0	125	
Total	0	0	0	0	0	0	0	0	0	73	75	55	65	4	272	

**Enrolment By Grade**  
For Coaker Academy



\* Data from the 1999-00 AGR(Enrolment/Age as of the last day in Sept./Dec.)

\*\* Newfoundland Statistics Classification System

\*\*\* May include itinerant teachers

District 6 - Lewisporte/Gander

School #: 414

Fogo Island Central Academy, Fogo Island

Classification: Rural Community/Central Region\*\*

Grades: K-12

Number of Grades: 13

[School FTE PTR : 16.0](#)

[District FTE PTR : 14.1](#)

[Provincial FTE PTR : 14.3](#)

[FTE Teachers](#) \*\*\* : 39.3

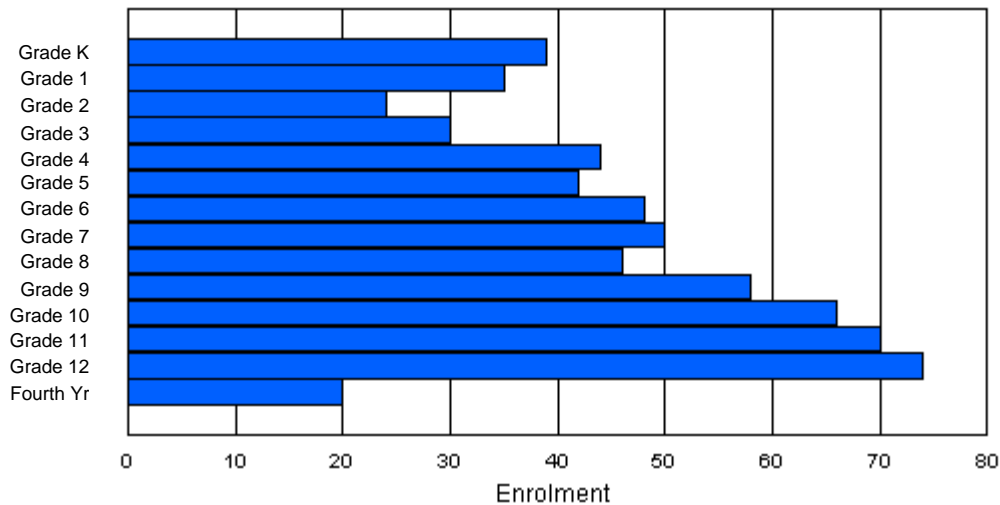
**Enrolment By Age and Gender**

Gender	Age																Total
	5	6	7	8	9	10	11	12	13	14	15	16	17	18	19	20>	
Male	23	20	13	16	19	15	23	28	24	23	49	46	33	13	5	0	350
Female	16	15	11	14	23	27	26	21	21	29	22	28	38	5	0	296	
<b>Total</b>	<b>39</b>	<b>35</b>	<b>24</b>	<b>30</b>	<b>42</b>	<b>42</b>	<b>49</b>	<b>49</b>	<b>45</b>	<b>52</b>	<b>71</b>	<b>74</b>	<b>71</b>	<b>18</b>	<b>5</b>	<b>0</b>	<b>646</b>

**Enrolment By Grade and Gender**

Gender	Grade														Total
	K	1	2	3	4	5	6	7	8	9	10	11	12	4th	
Male	23	20	13	16	21	14	23	28	25	30	44	42	35	16	350
Female	16	15	11	14	23	28	25	22	21	28	22	28	39	4	296
<b>Total</b>	<b>39</b>	<b>35</b>	<b>24</b>	<b>30</b>	<b>44</b>	<b>42</b>	<b>48</b>	<b>50</b>	<b>46</b>	<b>58</b>	<b>66</b>	<b>70</b>	<b>74</b>	<b>20</b>	<b>646</b>

**Enrolment By Grade**  
For Fogo Island Central Academy



\* Data from the 1999-00 AGR(Enrolment/Age as of the last day in Sept./Dec.)

\*\* Newfoundland Statistics Classification System

\*\*\* May include itinerant teachers

District 6 - Lewisporte/Gander

School #: 417

Gander Academy, Gander

Classification: Urban Community/Central Region\*\*

Grades: K-6

Number of Grades: 7

[School FTE PTR : 16.0](#)

[District FTE PTR : 14.1](#)

[Provincial FTE PTR : 14.3](#)

[FTE Teachers](#) \*\*\* : 50.0

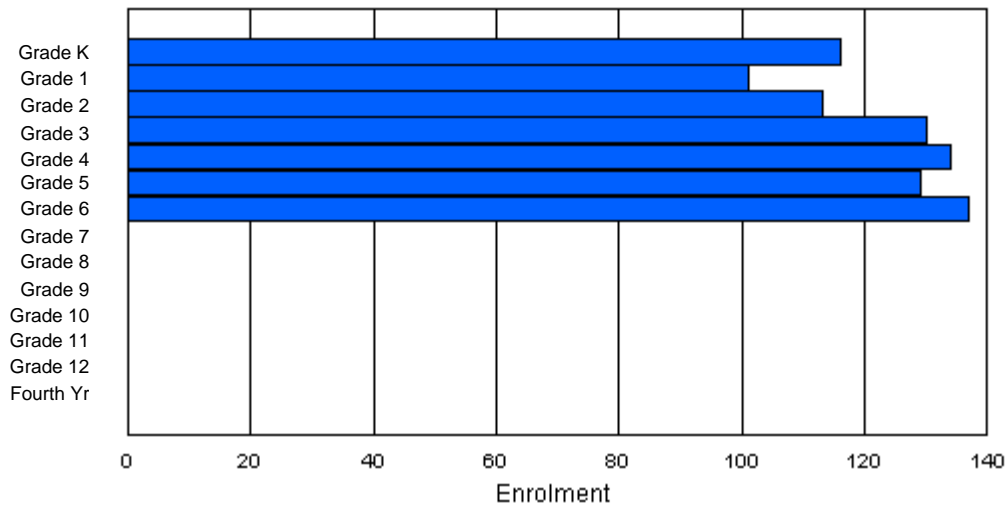
**Enrolment By Age and Gender**

Gender	Age																Total
	5	6	7	8	9	10	11	12	13	14	15	16	17	18	19	20>	
Male	65	36	54	76	67	73	64	4	0	0	0	0	0	0	0	0	439
Female	51	63	58	55	71	51	71	1	0	0	0	0	0	0	0	0	421
<b>Total</b>	<b>116</b>	<b>99</b>	<b>112</b>	<b>131</b>	<b>138</b>	<b>124</b>	<b>135</b>	<b>5</b>	<b>0</b>	<b>0</b>	<b>0</b>	<b>0</b>	<b>0</b>	<b>0</b>	<b>0</b>	<b>0</b>	<b>860</b>

**Enrolment By Grade and Gender**

Gender	Grade														Total
	K	1	2	3	4	5	6	7	8	9	10	11	12	4th	
Male	65	37	56	75	66	76	64	0	0	0	0	0	0	0	439
Female	51	64	57	55	68	53	73	0	0	0	0	0	0	0	421
<b>Total</b>	<b>116</b>	<b>101</b>	<b>113</b>	<b>130</b>	<b>134</b>	<b>129</b>	<b>137</b>	<b>0</b>	<b>0</b>	<b>0</b>	<b>0</b>	<b>0</b>	<b>0</b>	<b>0</b>	<b>860</b>

**Enrolment By Grade**  
For Gander Academy



\* Data from the 1999-00 AGR(Enrolment/Age as of the last day in Sept./Dec.)

\*\* Newfoundland Statistics Classification System

\*\*\* May include itinerant teachers

District 6 - Lewisporte/Gander

School #: 418

Gander Collegiate, Gander

Classification: Urban Community/Central Region\*\*

Grades: 10-12

Number of Grades: 3

[School FTE PTR : 17.3](#)

[District FTE PTR : 14.1](#)

[Provincial FTE PTR : 14.3](#)

[FTE Teachers](#) \*\*\* : 26.8

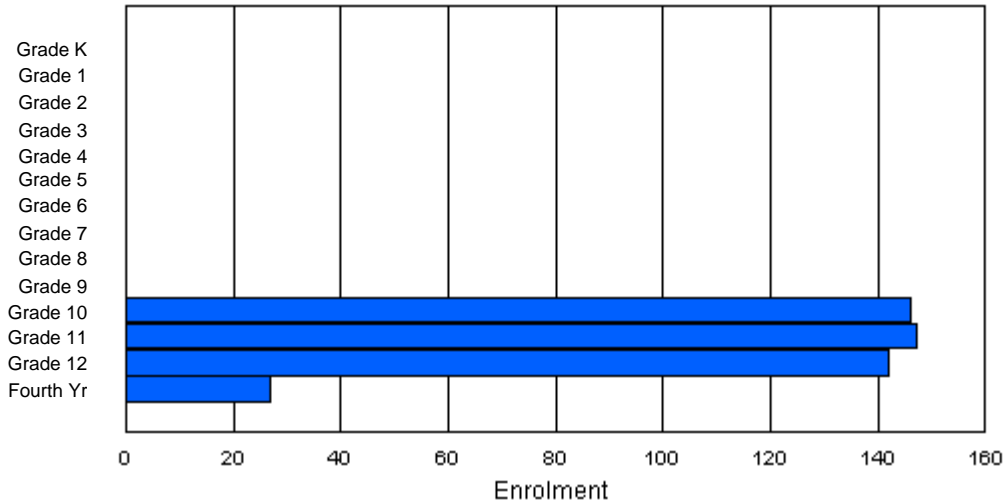
**Enrolment By Age and Gender**

Gender	Age																	Total
	5	6	7	8	9	10	11	12	13	14	15	16	17	18	19	20>		
Male	0	0	0	0	0	0	0	0	0	0	72	77	74	20	1	0	244	
Female	0	0	0	0	0	0	0	0	0	0	65	70	68	13	2	0	218	
Total	0	0	0	0	0	0	0	0	0	0	137	147	142	33	3	0	462	

**Enrolment By Grade and Gender**

Gender	Grade															Total
	K	1	2	3	4	5	6	7	8	9	10	11	12	4th		
Male	0	0	0	0	0	0	0	0	0	0	79	74	76	15	244	
Female	0	0	0	0	0	0	0	0	0	0	67	73	66	12	218	
Total	0	0	0	0	0	0	0	0	0	0	146	147	142	27	462	

**Enrolment By Grade**  
For Gander Collegiate



\* Data from the 1999-00 AGR(Enrolment/Age as of the last day in Sept./Dec.)

\*\* Newfoundland Statistics Classification System

\*\*\* May include itinerant teachers

District 6 - Lewisporte/Gander

School #: 194

Gill Memorial Academy, Musgrave Harbour

Classification: Rural Community/Central Region\*\*

Grades: K-12

Number of Grades: 13

[School FTE PTR : 11.7](#)

[District FTE PTR : 14.1](#)

[Provincial FTE PTR : 14.3](#)

[FTE Teachers](#) \*\*\* : 18.5

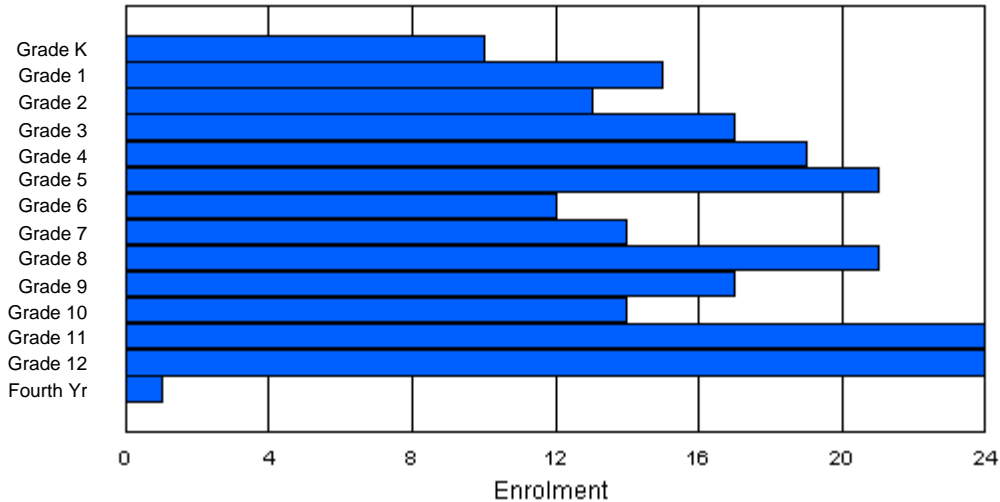
**Enrolment By Age and Gender**

Gender	Age																Total
	5	6	7	8	9	10	11	12	13	14	15	16	17	18	19	20>	
Male	5	8	7	8	11	7	8	8	9	12	7	11	13	1	0	0	115
Female	5	7	6	8	10	14	4	5	11	6	5	14	9	3	0	0	107
<b>Total</b>	<b>10</b>	<b>15</b>	<b>13</b>	<b>16</b>	<b>21</b>	<b>21</b>	<b>12</b>	<b>13</b>	<b>20</b>	<b>18</b>	<b>12</b>	<b>25</b>	<b>22</b>	<b>4</b>	<b>0</b>	<b>0</b>	<b>222</b>

**Enrolment By Grade and Gender**

Gender	Grade														Total
	K	1	2	3	4	5	6	7	8	9	10	11	12	4th	
Male	5	8	7	9	9	7	8	9	9	12	8	10	13	0	114
Female	5	7	6	8	10	14	4	5	12	5	6	14	11	1	108
<b>Total</b>	<b>10</b>	<b>15</b>	<b>13</b>	<b>17</b>	<b>19</b>	<b>21</b>	<b>12</b>	<b>14</b>	<b>21</b>	<b>17</b>	<b>14</b>	<b>24</b>	<b>24</b>	<b>1</b>	<b>222</b>

**Enrolment By Grade**  
For Gill Memorial Academy



\* Data from the 1999-00 AGR(Enrolment/Age as of the last day in Sept./Dec.)

\*\* Newfoundland Statistics Classification System

\*\*\* May include itinerant teachers

District 6 - Lewisporte/Gander

School #: 422                      Glovertown Academy, Glovertown

Classification: Rural Community/Central Region\*\*

Grades: K-12                      Number of Grades: 13

[School FTE PTR : 14.5](#)  
[District FTE PTR : 14.1](#)  
[Provincial FTE PTR : 14.3](#)

[FTE Teachers](#) \*\*\* : 34.0

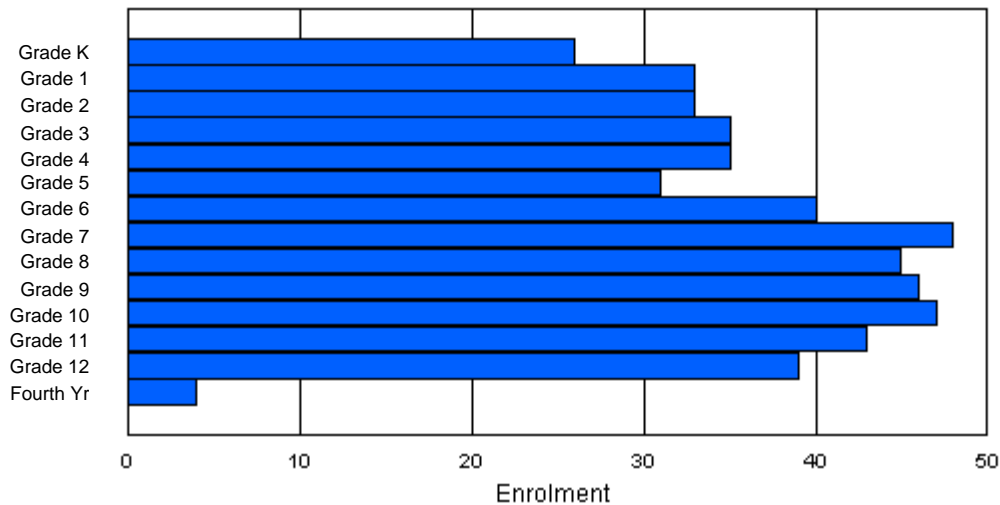
**Enrolment By Age and Gender**

Gender	Age																Total
	5	6	7	8	9	10	11	12	13	14	15	16	17	18	19	20>	
Male	17	14	21	14	20	14	19	26	18	25	27	21	22	5	2	0	265
Female	9	19	12	21	16	15	22	18	25	22	16	21	17	6	1	0	240
<b>Total</b>	<b>26</b>	<b>33</b>	<b>33</b>	<b>35</b>	<b>36</b>	<b>29</b>	<b>41</b>	<b>44</b>	<b>43</b>	<b>47</b>	<b>43</b>	<b>42</b>	<b>39</b>	<b>11</b>	<b>3</b>	<b>0</b>	<b>505</b>

**Enrolment By Grade and Gender**

Gender	Grade														Total
	K	1	2	3	4	5	6	7	8	9	10	11	12	4th	
Male	17	14	22	13	20	14	19	30	19	24	28	24	18	3	265
Female	9	19	11	22	15	17	21	18	26	22	19	19	21	1	240
<b>Total</b>	<b>26</b>	<b>33</b>	<b>33</b>	<b>35</b>	<b>35</b>	<b>31</b>	<b>40</b>	<b>48</b>	<b>45</b>	<b>46</b>	<b>47</b>	<b>43</b>	<b>39</b>	<b>4</b>	<b>505</b>

**Enrolment By Grade**  
For Glovertown Academy



\* Data from the 1999-00 AGR(Enrolment/Age as of the last day in Sept./Dec.)

\*\* Newfoundland Statistics Classification System

\*\*\* May include itinerant teachers

District 6 - Lewisporte/Gander

School #: 177

Greenwood Academy, Campbellton

Classification: Rural Community/Central Region\*\*

Grades: K-9

Number of Grades: 10

[School FTE PTR : 14.0](#)

[District FTE PTR : 14.1](#)

[Provincial FTE PTR : 14.3](#)

[FTE Teachers](#) \*\*\* : 21.3

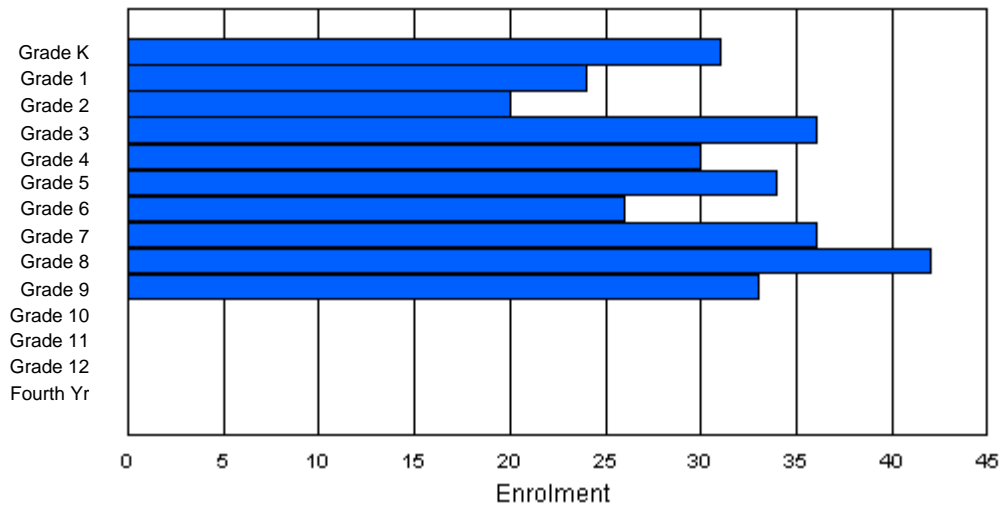
**Enrolment By Age and Gender**

Gender	Age																Total
	5	6	7	8	9	10	11	12	13	14	15	16	17	18	19	20>	
Male	19	10	10	17	17	17	16	20	17	15	3	0	0	0	0	0	161
Female	12	14	10	15	16	17	9	19	21	18	0	0	0	0	0	0	151
<b>Total</b>	<b>31</b>	<b>24</b>	<b>20</b>	<b>32</b>	<b>33</b>	<b>34</b>	<b>25</b>	<b>39</b>	<b>38</b>	<b>33</b>	<b>3</b>	<b>0</b>	<b>0</b>	<b>0</b>	<b>0</b>	<b>0</b>	<b>312</b>

**Enrolment By Grade and Gender**

Gender	Grade														Total
	K	1	2	3	4	5	6	7	8	9	10	11	12	4th	
Male	19	10	10	21	14	17	17	18	20	15	0	0	0	0	161
Female	12	14	10	15	16	17	9	18	22	18	0	0	0	0	151
<b>Total</b>	<b>31</b>	<b>24</b>	<b>20</b>	<b>36</b>	<b>30</b>	<b>34</b>	<b>26</b>	<b>36</b>	<b>42</b>	<b>33</b>	<b>0</b>	<b>0</b>	<b>0</b>	<b>0</b>	<b>312</b>

**Enrolment By Grade**  
For Greenwood Academy



\* Data from the 1999-00 AGR(Enrolment/Age as of the last day in Sept./Dec.)

\*\* Newfoundland Statistics Classification System

\*\*\* May include itinerant teachers



District 6 - Lewisporte/Gander

School #: 186 Heritage Academy, Greenspond

Classification: Rural Community/Central Region\*\*

Grades: K-6 Number of Grades: 7

[School FTE PTR : 12.2](#)

[District FTE PTR : 14.1](#)

[Provincial FTE PTR : 14.3](#)

[FTE Teachers](#) \*\*\* : 3.0

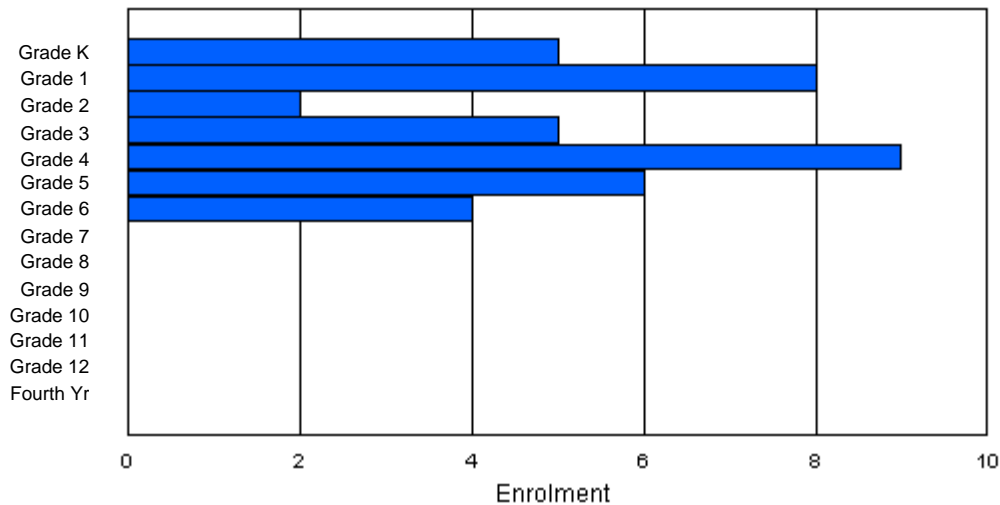
**Enrolment By Age and Gender**

Gender	Age																Total
	5	6	7	8	9	10	11	12	13	14	15	16	17	18	19	20>	
Male	2	4	1	3	5	3	2	0	0	0	0	0	0	0	0	0	20
Female	3	4	1	2	4	3	2	0	0	0	0	0	0	0	0	0	19
<b>Total</b>	<b>5</b>	<b>8</b>	<b>2</b>	<b>5</b>	<b>9</b>	<b>6</b>	<b>4</b>	<b>0</b>	<b>0</b>	<b>0</b>	<b>0</b>	<b>0</b>	<b>0</b>	<b>0</b>	<b>0</b>	<b>0</b>	<b>39</b>

**Enrolment By Grade and Gender**

Gender	Grade															Total
	K	1	2	3	4	5	6	7	8	9	10	11	12	4th		
Male	2	4	1	3	5	3	2	0	0	0	0	0	0	0	0	20
Female	3	4	1	2	4	3	2	0	0	0	0	0	0	0	0	19
<b>Total</b>	<b>5</b>	<b>8</b>	<b>2</b>	<b>5</b>	<b>9</b>	<b>6</b>	<b>4</b>	<b>0</b>	<b>0</b>	<b>0</b>	<b>0</b>	<b>0</b>	<b>0</b>	<b>0</b>	<b>0</b>	<b>39</b>

**Enrolment By Grade**  
For Heritage Academy



\* Data from the 1999-00 AGR(Enrolment/Age as of the last day in Sept./Dec.)

\*\* Newfoundland Statistics Classification System

\*\*\* May include itinerant teachers

District 6 - Lewisporte/Gander

School #: 426

Hillview Academy, Norris Arm

Classification: Rural Community/Central Region\*\*

Grades: K-9

Number of Grades: 10

[School FTE PTR : 12.6](#)

[District FTE PTR : 14.1](#)

[Provincial FTE PTR : 14.3](#)

[FTE Teachers](#) \*\*\* : 10.8

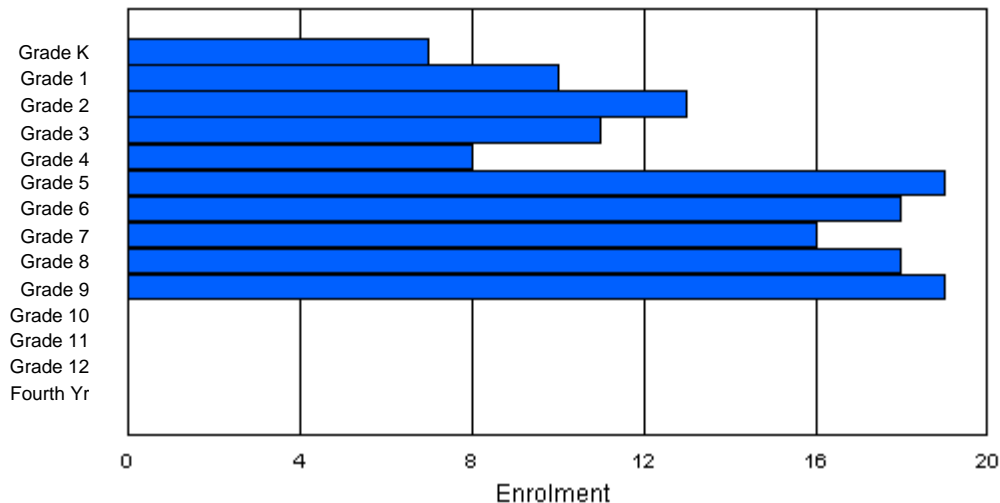
**Enrolment By Age and Gender**

Gender	Age																	Total
	5	6	7	8	9	10	11	12	13	14	15	16	17	18	19	20>		
Male	4	5	5	7	3	10	9	9	12	9	1	1	0	0	0	0	75	
Female	3	5	7	5	4	10	9	6	5	9	1	0	0	0	0	64		
<b>Total</b>	<b>7</b>	<b>10</b>	<b>12</b>	<b>12</b>	<b>7</b>	<b>20</b>	<b>18</b>	<b>15</b>	<b>17</b>	<b>18</b>	<b>2</b>	<b>1</b>	<b>0</b>	<b>0</b>	<b>0</b>	<b>139</b>		

**Enrolment By Grade and Gender**

Gender	Grade															Total
	K	1	2	3	4	5	6	7	8	9	10	11	12	4th		
Male	4	5	5	7	4	9	9	10	12	10	0	0	0	0	75	
Female	3	5	8	4	4	10	9	6	6	9	0	0	0	0	64	
<b>Total</b>	<b>7</b>	<b>10</b>	<b>13</b>	<b>11</b>	<b>8</b>	<b>19</b>	<b>18</b>	<b>16</b>	<b>18</b>	<b>19</b>	<b>0</b>	<b>0</b>	<b>0</b>	<b>0</b>	<b>139</b>	

**Enrolment By Grade**  
For Hillview Academy



\* Data from the 1999-00 AGR(Enrolment/Age as of the last day in Sept./Dec.)

\*\* Newfoundland Statistics Classification System

\*\*\* May include itinerant teachers

District 6 - Lewisporte/Gander

School #: 413 Holy Cross School Complex, Eastport

Classification: Rural Community/Central Region\*\*

Grades: K-12 Number of Grades: 13

[School FTE PTR : 12.6](#)

[District FTE PTR : 14.1](#)

[Provincial FTE PTR : 14.3](#)

[FTE Teachers](#) \*\*\* : 18.0

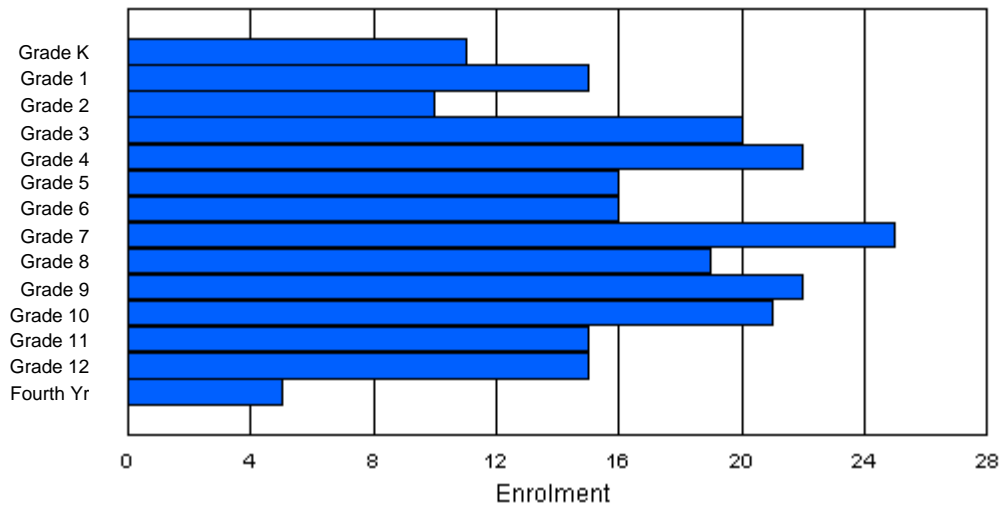
**Enrolment By Age and Gender**

Gender	Age																	Total
	5	6	7	8	9	10	11	12	13	14	15	16	17	18	19	20>		
Male	5	8	3	10	14	9	12	11	7	10	14	7	7	2	1	1	121	
Female	6	7	7	10	7	8	3	15	11	7	7	9	7	4	2	1	111	
<b>Total</b>	<b>11</b>	<b>15</b>	<b>10</b>	<b>20</b>	<b>21</b>	<b>17</b>	<b>15</b>	<b>26</b>	<b>18</b>	<b>17</b>	<b>21</b>	<b>16</b>	<b>14</b>	<b>6</b>	<b>3</b>	<b>2</b>	<b>232</b>	

**Enrolment By Grade and Gender**

Gender	Grade															Total
	K	1	2	3	4	5	6	7	8	9	10	11	12	4th		
Male	5	8	3	10	15	8	13	10	8	14	14	5	7	1	121	
Female	6	7	7	10	7	8	3	15	11	8	7	10	8	4	111	
<b>Total</b>	<b>11</b>	<b>15</b>	<b>10</b>	<b>20</b>	<b>22</b>	<b>16</b>	<b>16</b>	<b>25</b>	<b>19</b>	<b>22</b>	<b>21</b>	<b>15</b>	<b>15</b>	<b>5</b>	<b>232</b>	

**Enrolment By Grade**  
For Holy Cross School Complex



\* Data from the 1999-00 AGR(Enrolment/Age as of the last day in Sept./Dec.)

\*\* Newfoundland Statistics Classification System

\*\*\* May include itinerant teachers

District 6 - Lewisporte/Gander

School #: 198

Inter-Island Academy, Summerford

Classification: Rural Community/Central Region\*\*

Grades: 5-8

Number of Grades: 4

[School FTE PTR : 15.5](#)

[District FTE PTR : 14.1](#)

[Provincial FTE PTR : 14.3](#)

[FTE Teachers](#) \*\*\* : 12.0

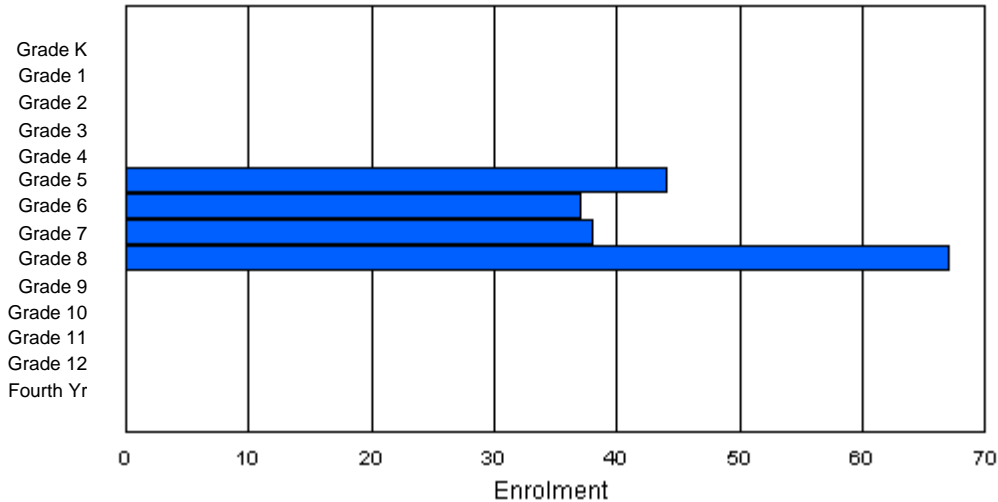
**Enrolment By Age and Gender**

Gender	Age																Total
	5	6	7	8	9	10	11	12	13	14	15	16	17	18	19	20>	
Male	0	0	0	0	0	30	13	18	36	2	1	0	0	0	0	0	100
Female	0	0	0	0	0	13	27	17	28	1	0	0	0	0	0	0	86
<b>Total</b>	<b>0</b>	<b>0</b>	<b>0</b>	<b>0</b>	<b>0</b>	<b>43</b>	<b>40</b>	<b>35</b>	<b>64</b>	<b>3</b>	<b>1</b>	<b>0</b>	<b>0</b>	<b>0</b>	<b>0</b>	<b>0</b>	<b>186</b>

**Enrolment By Grade and Gender**

Gender	Grade														Total
	K	1	2	3	4	5	6	7	8	9	10	11	12	4th	
Male	0	0	0	0	0	30	14	17	39	0	0	0	0	0	100
Female	0	0	0	0	0	14	23	21	28	0	0	0	0	0	86
<b>Total</b>	<b>0</b>	<b>0</b>	<b>0</b>	<b>0</b>	<b>0</b>	<b>44</b>	<b>37</b>	<b>38</b>	<b>67</b>	<b>0</b>	<b>0</b>	<b>0</b>	<b>0</b>	<b>0</b>	<b>186</b>

**Enrolment By Grade**  
For Inter-Island Academy



\* Data from the 1999-00 AGR(Enrolment/Age as of the last day in Sept./Dec.)

\*\* Newfoundland Statistics Classification System

\*\*\* May include itinerant teachers

District 6 - Lewisporte/Gander

School #: 201 J.M. Olds Collegiate, Twillingate

Classification: Rural Community/Central Region\*\*

Grades: 7-12 Number of Grades: 6

[School FTE PTR : 15.0](#)  
[District FTE PTR : 14.1](#)  
[Provincial FTE PTR : 14.3](#)

[FTE Teachers](#) \*\*\* : 17.5

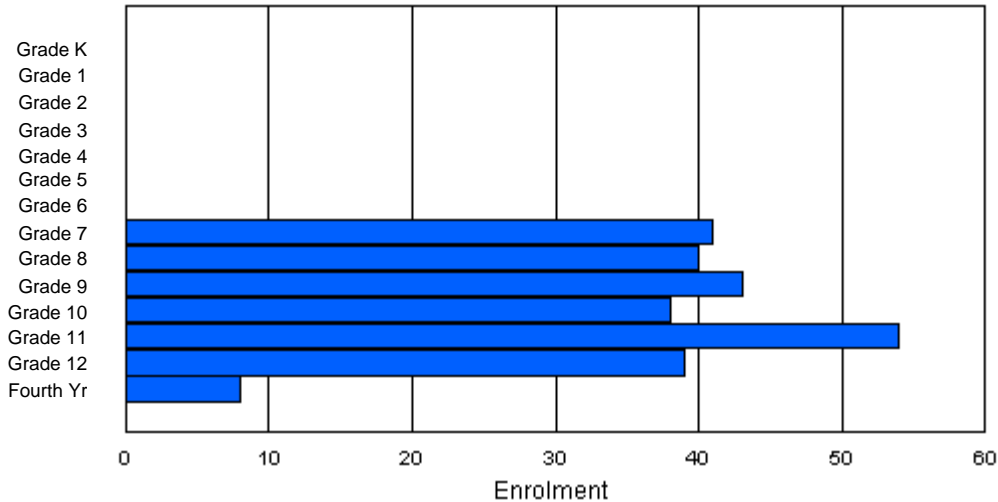
**Enrolment By Age and Gender**

Gender	Age																	Total
	5	6	7	8	9	10	11	12	13	14	15	16	17	18	19	20>		
Male	0	0	0	0	0	0	0	19	22	20	25	25	19	7	1	1	139	
Female	0	0	0	0	0	0	0	19	18	16	18	29	18	5	1	0	124	
<b>Total</b>	<b>0</b>	<b>0</b>	<b>0</b>	<b>0</b>	<b>0</b>	<b>0</b>	<b>0</b>	<b>38</b>	<b>40</b>	<b>36</b>	<b>43</b>	<b>54</b>	<b>37</b>	<b>12</b>	<b>2</b>	<b>1</b>	<b>263</b>	

**Enrolment By Grade and Gender**

Gender	Grade															Total
	K	1	2	3	4	5	6	7	8	9	10	11	12	4th		
Male	0	0	0	0	0	0	0	22	20	23	24	24	20	6	139	
Female	0	0	0	0	0	0	0	19	20	20	14	30	19	2	124	
<b>Total</b>	<b>0</b>	<b>0</b>	<b>0</b>	<b>0</b>	<b>0</b>	<b>0</b>	<b>0</b>	<b>41</b>	<b>40</b>	<b>43</b>	<b>38</b>	<b>54</b>	<b>39</b>	<b>8</b>	<b>263</b>	

**Enrolment By Grade**  
For J.M. Olds Collegiate



\* Data from the 1999-00 AGR(Enrolment/Age as of the last day in Sept./Dec.)

\*\* Newfoundland Statistics Classification System

\*\*\* May include itinerant teachers

District 6 - Lewisporte/Gander

School #: 187

Jane Collins Academy, Hare Bay

Classification: Rural Community/Central Region\*\*

Grades: 9-12

Number of Grades: 4

[School FTE PTR : 16.8](#)

[District FTE PTR : 14.1](#)

[Provincial FTE PTR : 14.3](#)

[FTE Teachers](#) \*\*\* : 12.5

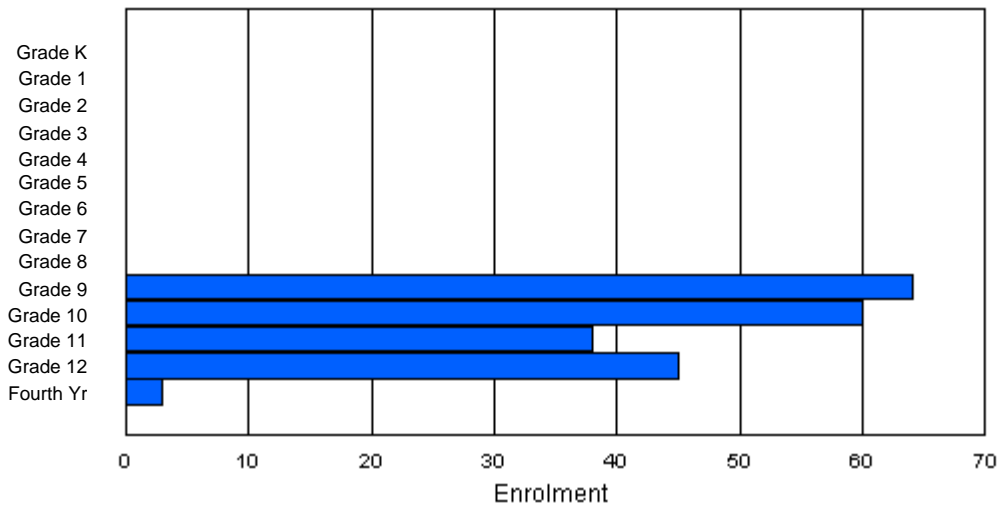
**Enrolment By Age and Gender**

Gender	Age																	Total
	5	6	7	8	9	10	11	12	13	14	15	16	17	18	19	20>		
Male	0	0	0	0	0	0	0	0	0	23	33	19	17	5	1	1	99	
Female	0	0	0	0	0	0	0	0	0	32	28	18	27	5	1	0	111	
<b>Total</b>	0	0	0	0	0	0	0	0	0	55	61	37	44	10	2	1	210	

**Enrolment By Grade and Gender**

Gender	Grade															Total
	K	1	2	3	4	5	6	7	8	9	10	11	12	4th		
Male	0	0	0	0	0	0	0	0	0	30	31	19	18	1	99	
Female	0	0	0	0	0	0	0	0	0	34	29	19	27	2	111	
<b>Total</b>	0	0	0	0	0	0	0	0	0	64	60	38	45	3	210	

**Enrolment By Grade**  
For Jane Collins Academy



\* Data from the 1999-00 AGR(Enrolment/Age as of the last day in Sept./Dec.)

\*\* Newfoundland Statistics Classification System

\*\*\* May include itinerant teachers

District 6 - Lewisporte/Gander

School #: 421      Lakewood Academy, Glenwood

Classification: Rural Community/Central Region\*\*

Grades: K-12      Number of Grades: 13

[School FTE PTR : 12.2](#)

[District FTE PTR : 14.1](#)

[Provincial FTE PTR : 14.3](#)

[FTE Teachers](#) \*\*\* : 19.3

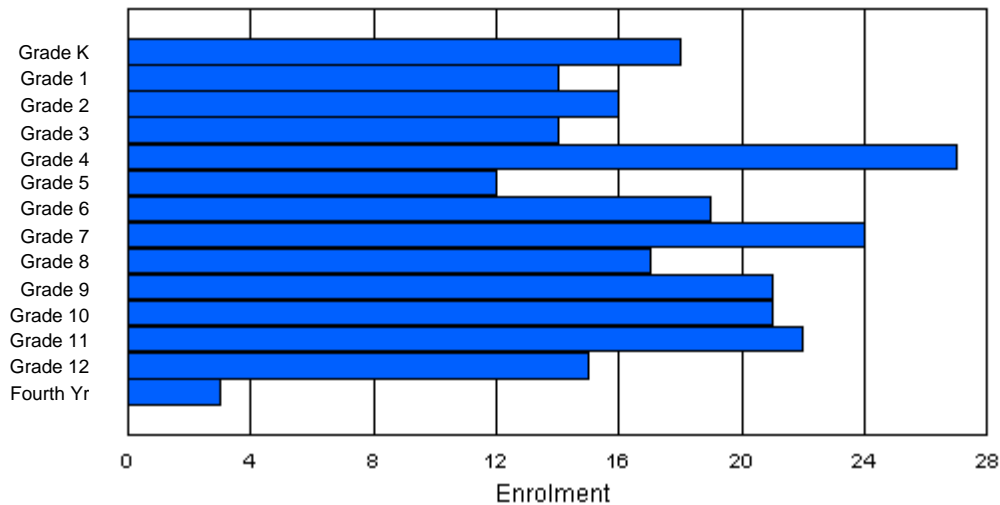
**Enrolment By Age and Gender**

Gender	Age																Total
	5	6	7	8	9	10	11	12	13	14	15	16	17	18	19	20>	
Male	10	9	11	8	14	4	8	10	7	13	7	10	12	1	0	0	124
Female	8	5	5	6	13	8	11	14	10	7	14	13	3	2	0	119	
<b>Total</b>	<b>18</b>	<b>14</b>	<b>16</b>	<b>14</b>	<b>27</b>	<b>12</b>	<b>19</b>	<b>24</b>	<b>17</b>	<b>20</b>	<b>21</b>	<b>23</b>	<b>15</b>	<b>3</b>	<b>0</b>	<b>243</b>	

**Enrolment By Grade and Gender**

Gender	Grade														Total
	K	1	2	3	4	5	6	7	8	9	10	11	12	4th	
Male	10	9	11	8	14	4	8	10	7	14	7	9	12	1	124
Female	8	5	5	6	13	8	11	14	10	7	14	13	3	2	119
<b>Total</b>	<b>18</b>	<b>14</b>	<b>16</b>	<b>14</b>	<b>27</b>	<b>12</b>	<b>19</b>	<b>24</b>	<b>17</b>	<b>21</b>	<b>21</b>	<b>22</b>	<b>15</b>	<b>3</b>	<b>243</b>

**Enrolment By Grade**  
For Lakewood Academy



\* Data from the 1999-00 AGR(Enrolment/Age as of the last day in Sept./Dec.)

\*\* Newfoundland Statistics Classification System

\*\*\* May include itinerant teachers

District 6 - Lewisporte/Gander

School #: 204

Lester Pearson Memorial High, Wesleyville

Classification: Rural Community/Central Region\*\*

Grades: 7-12

Number of Grades: 6

[School FTE PTR : 15.7](#)

[District FTE PTR : 14.1](#)

[Provincial FTE PTR : 14.3](#)

[FTE Teachers](#) \*\*\* : 18.5

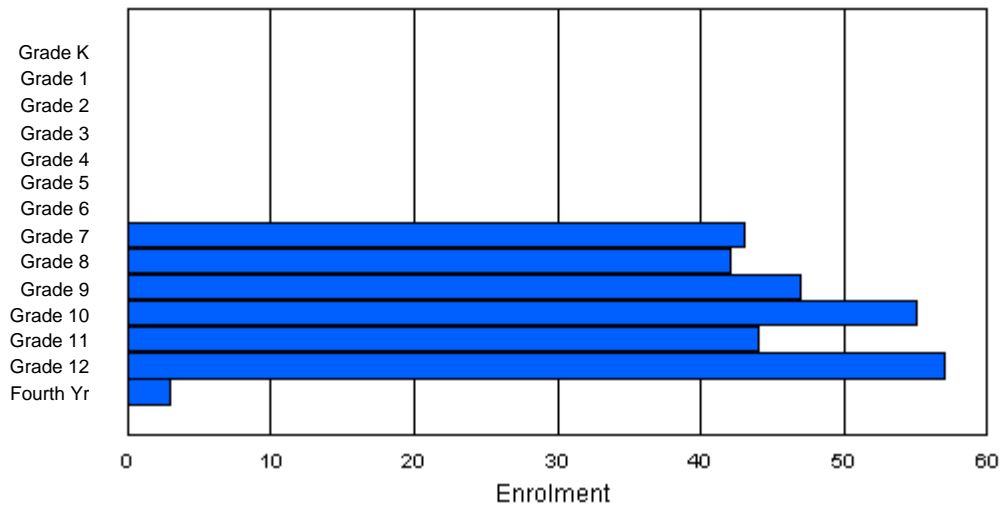
**Enrolment By Age and Gender**

Gender	Age																Total
	5	6	7	8	9	10	11	12	13	14	15	16	17	18	19	20>	
Male	0	0	0	0	0	0	0	25	20	29	26	15	25	4	0	0	144
Female	0	0	0	0	0	0	0	18	20	20	27	31	30	0	1	0	147
<b>Total</b>	<b>0</b>	<b>0</b>	<b>0</b>	<b>0</b>	<b>0</b>	<b>0</b>	<b>0</b>	<b>43</b>	<b>40</b>	<b>49</b>	<b>53</b>	<b>46</b>	<b>55</b>	<b>4</b>	<b>1</b>	<b>0</b>	<b>291</b>

**Enrolment By Grade and Gender**

Gender	Grade															Total
	K	1	2	3	4	5	6	7	8	9	10	11	12	4th		
Male	0	0	0	0	0	0	0	25	22	27	27	13	28	2	144	
Female	0	0	0	0	0	0	0	18	20	20	28	31	29	1	147	
<b>Total</b>	<b>0</b>	<b>0</b>	<b>0</b>	<b>0</b>	<b>0</b>	<b>0</b>	<b>0</b>	<b>43</b>	<b>42</b>	<b>47</b>	<b>55</b>	<b>44</b>	<b>57</b>	<b>3</b>	<b>291</b>	

**Enrolment By Grade**  
For Lester Pearson Memorial High



\* Data from the 1999-00 AGR(Enrolment/Age as of the last day in Sept./Dec.)

\*\* Newfoundland Statistics Classification System

\*\*\* May include itinerant teachers



District 6 - Lewisporte/Gander

School #: 189      Lewisporte Academy, Lewisporte

Classification: Rural Community/Central Region\*\*

Grades: K-4      Number of Grades: 5

[School FTE PTR : 13.5](#)  
[District FTE PTR : 14.1](#)  
[Provincial FTE PTR : 14.3](#)

[FTE Teachers](#) \*\*\* : 18.5

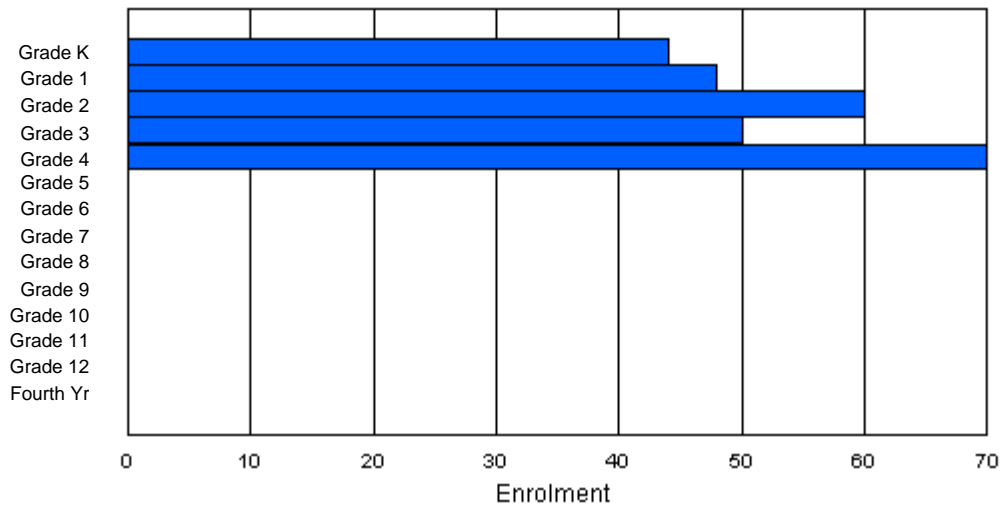
**Enrolment By Age and Gender**

Gender	Age																Total
	5	6	7	8	9	10	11	12	13	14	15	16	17	18	19	20>	
Male	23	28	28	25	35	0	1	0	0	0	0	0	0	0	0	0	140
Female	21	20	31	24	36	0	0	0	0	0	0	0	0	0	0	0	132
<b>Total</b>	<b>44</b>	<b>48</b>	<b>59</b>	<b>49</b>	<b>71</b>	<b>0</b>	<b>1</b>	<b>0</b>	<b>0</b>	<b>0</b>	<b>0</b>	<b>0</b>	<b>0</b>	<b>0</b>	<b>0</b>	<b>0</b>	<b>272</b>

**Enrolment By Grade and Gender**

Gender	Grade															Total
	K	1	2	3	4	5	6	7	8	9	10	11	12	4th		
Male	23	28	29	25	35	0	0	0	0	0	0	0	0	0	0	140
Female	21	20	31	25	35	0	0	0	0	0	0	0	0	0	0	132
<b>Total</b>	<b>44</b>	<b>48</b>	<b>60</b>	<b>50</b>	<b>70</b>	<b>0</b>	<b>0</b>	<b>0</b>	<b>0</b>	<b>0</b>	<b>0</b>	<b>0</b>	<b>0</b>	<b>0</b>	<b>0</b>	<b>272</b>

**Enrolment By Grade**  
For Lewisporte Academy



\* Data from the 1999-00 AGR(Enrolment/Age as of the last day in Sept./Dec.)

\*\* Newfoundland Statistics Classification System

\*\*\* May include itinerant teachers

District 6 - Lewisporte/Gander

School #: 190      Lewisporte Collegiate, Lewisporte

Classification: Rural Community/Central Region\*\*

Grades: 10-12      Number of Grades: 3

[School FTE PTR : 17.6](#)

[District FTE PTR : 14.1](#)

[Provincial FTE PTR : 14.3](#)

[FTE Teachers](#) \*\*\* : 24.5

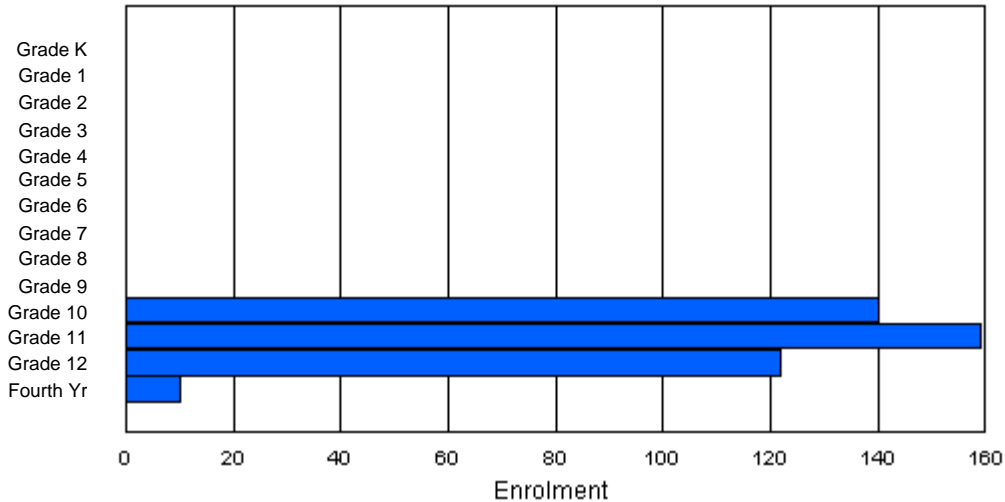
**Enrolment By Age and Gender**

Gender	Age																	Total
	5	6	7	8	9	10	11	12	13	14	15	16	17	18	19	20>		
Male	0	0	0	0	0	0	0	0	0	0	63	82	67	5	2	0	219	
Female	0	0	0	0	0	0	0	0	0	0	71	58	72	9	2	0	212	
<b>Total</b>	0	0	0	0	0	0	0	0	0	0	134	140	139	14	4	0	431	

**Enrolment By Grade and Gender**

Gender	Grade															Total
	K	1	2	3	4	5	6	7	8	9	10	11	12	4th		
Male	0	0	0	0	0	0	0	0	0	0	67	93	55	4	219	
Female	0	0	0	0	0	0	0	0	0	0	73	66	67	6	212	
<b>Total</b>	0	0	0	0	0	0	0	0	0	0	140	159	122	10	431	

**Enrolment By Grade**  
For Lewisporte Collegiate



\* Data from the 1999-00 AGR(Enrolment/Age as of the last day in Sept./Dec.)

\*\* Newfoundland Statistics Classification System

\*\*\* May include itinerant teachers

District 6 - Lewisporte/Gander

School #: 425

Lewisporte Middle School, Lewisporte

Classification: Rural Community/Central Region\*\*

Grades: 5-9

Number of Grades: 5

[School FTE PTR : 15.2](#)

[District FTE PTR : 14.1](#)

[Provincial FTE PTR : 14.3](#)

[FTE Teachers](#) \*\*\* : 23.5

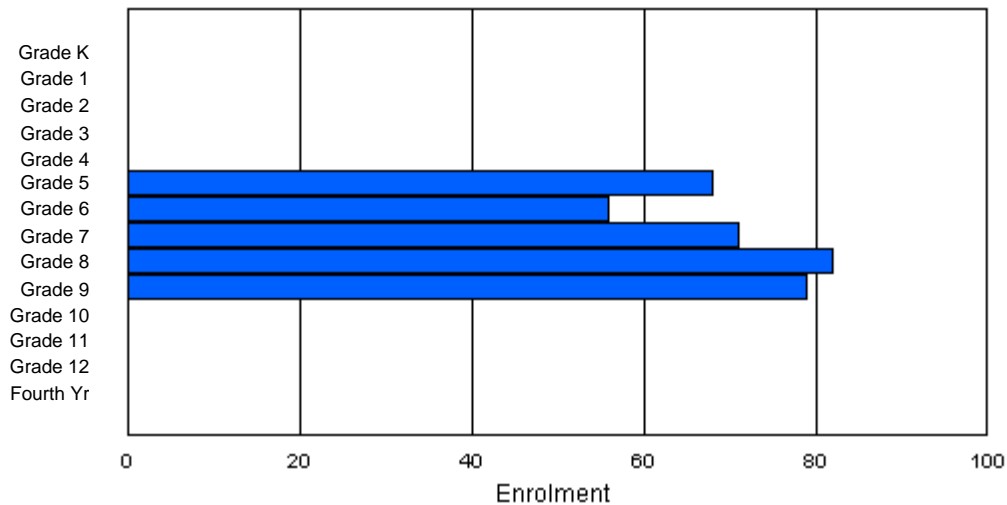
**Enrolment By Age and Gender**

Gender	Age																Total
	5	6	7	8	9	10	11	12	13	14	15	16	17	18	19	20>	
Male	0	0	0	0	0	33	36	34	38	45	6	2	0	0	0	0	194
Female	0	0	0	0	0	32	20	35	43	30	1	1	0	0	0	0	162
<b>Total</b>	<b>0</b>	<b>0</b>	<b>0</b>	<b>0</b>	<b>0</b>	<b>65</b>	<b>56</b>	<b>69</b>	<b>81</b>	<b>75</b>	<b>7</b>	<b>3</b>	<b>0</b>	<b>0</b>	<b>0</b>	<b>0</b>	<b>356</b>

**Enrolment By Grade and Gender**

Gender	Grade														Total
	K	1	2	3	4	5	6	7	8	9	10	11	12	4th	
Male	0	0	0	0	0	36	34	38	38	48	0	0	0	0	194
Female	0	0	0	0	0	32	22	33	44	31	0	0	0	0	162
<b>Total</b>	<b>0</b>	<b>0</b>	<b>0</b>	<b>0</b>	<b>0</b>	<b>68</b>	<b>56</b>	<b>71</b>	<b>82</b>	<b>79</b>	<b>0</b>	<b>0</b>	<b>0</b>	<b>0</b>	<b>356</b>

**Enrolment By Grade**  
For Lewisporte Middle School



\* Data from the 1999-00 AGR(Enrolment/Age as of the last day in Sept./Dec.)

\*\* Newfoundland Statistics Classification System

\*\*\* May include itinerant teachers

District 6 - Lewisporte/Gander

School #: 192                      Lumsden School Complex, Lumsden

Classification: Rural Community/Central Region\*\*

Grades: K-12                      Number of Grades: 13

[School FTE PTR : 13.3](#)

[District FTE PTR : 14.1](#)

[Provincial FTE PTR : 14.3](#)

[FTE Teachers](#) \*\*\* : 15.5

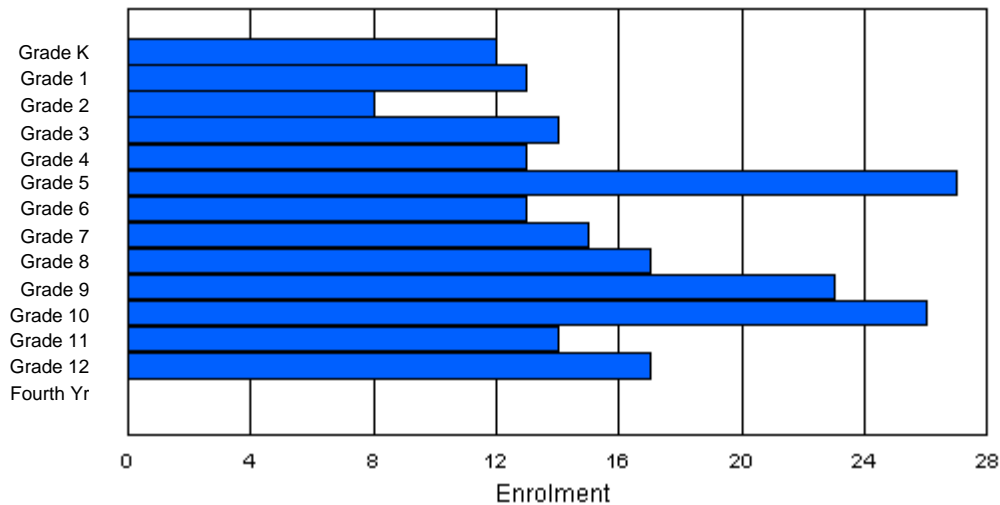
**Enrolment By Age and Gender**

Gender	Age																	Total
	5	6	7	8	9	10	11	12	13	14	15	16	17	18	19	20>		
Male	8	7	5	7	6	12	7	6	5	9	10	10	6	2	0	0	100	
Female	4	6	2	8	7	15	6	9	8	13	14	11	9	0	0	112		
<b>Total</b>	<b>12</b>	<b>13</b>	<b>7</b>	<b>15</b>	<b>13</b>	<b>27</b>	<b>13</b>	<b>15</b>	<b>13</b>	<b>22</b>	<b>24</b>	<b>21</b>	<b>15</b>	<b>2</b>	<b>0</b>	<b>0</b>	<b>212</b>	

**Enrolment By Grade and Gender**

Gender	Grade														Total
	K	1	2	3	4	5	6	7	8	9	10	11	12	4th	
Male	8	7	6	6	6	12	7	6	7	10	12	5	8	0	100
Female	4	6	2	8	7	15	6	9	10	13	14	9	9	0	112
<b>Total</b>	<b>12</b>	<b>13</b>	<b>8</b>	<b>14</b>	<b>13</b>	<b>27</b>	<b>13</b>	<b>15</b>	<b>17</b>	<b>23</b>	<b>26</b>	<b>14</b>	<b>17</b>	<b>0</b>	<b>212</b>

**Enrolment By Grade**  
For Lumsden School Complex



\* Data from the 1999-00 AGR(Enrolment/Age as of the last day in Sept./Dec.)

\*\* Newfoundland Statistics Classification System

\*\*\* May include itinerant teachers

District 6 - Lewisporte/Gander

School #: 205 Memorial Academy, Wesleyville

Classification: Rural Community/Central Region\*\*

Grades: K-6 Number of Grades: 7

[School FTE PTR : 13.1](#)  
[District FTE PTR : 14.1](#)  
[Provincial FTE PTR : 14.3](#)

[FTE Teachers](#) \*\*\* : 17.3

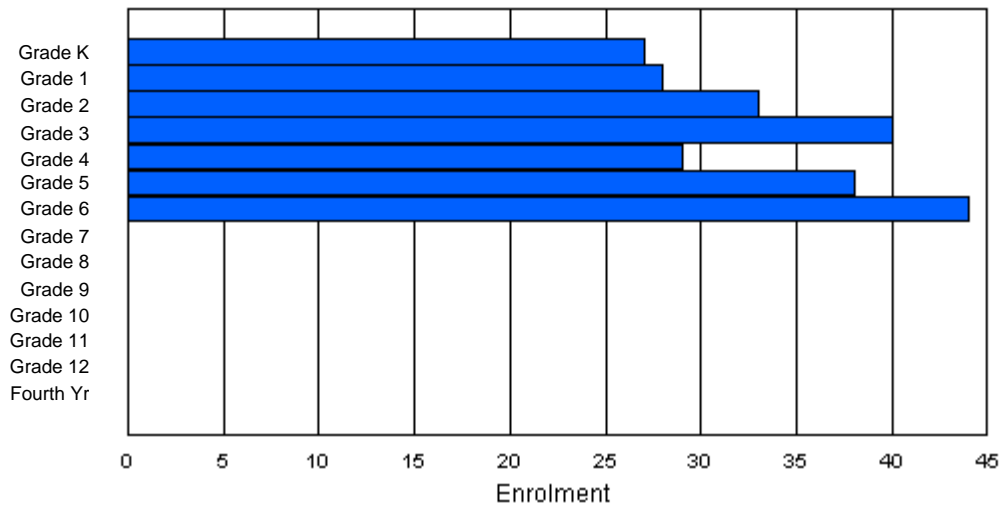
**Enrolment By Age and Gender**

Gender	Age																Total
	5	6	7	8	9	10	11	12	13	14	15	16	17	18	19	20>	
Male	15	11	17	23	14	21	19	0	0	0	0	0	0	0	0	0	120
Female	11	18	16	16	15	18	24	0	0	0	1	0	0	0	0	0	119
<b>Total</b>	<b>26</b>	<b>29</b>	<b>33</b>	<b>39</b>	<b>29</b>	<b>39</b>	<b>43</b>	<b>0</b>	<b>0</b>	<b>0</b>	<b>1</b>	<b>0</b>	<b>0</b>	<b>0</b>	<b>0</b>	<b>0</b>	<b>239</b>

**Enrolment By Grade and Gender**

Gender	Grade														Total
	K	1	2	3	4	5	6	7	8	9	10	11	12	4th	
Male	16	10	17	24	14	20	19	0	0	0	0	0	0	0	120
Female	11	18	16	16	15	18	25	0	0	0	0	0	0	0	119
<b>Total</b>	<b>27</b>	<b>28</b>	<b>33</b>	<b>40</b>	<b>29</b>	<b>38</b>	<b>44</b>	<b>0</b>	<b>0</b>	<b>0</b>	<b>0</b>	<b>0</b>	<b>0</b>	<b>0</b>	<b>239</b>

**Enrolment By Grade**  
For Memorial Academy



\* Data from the 1999-00 AGR(Enrolment/Age as of the last day in Sept./Dec.)

\*\* Newfoundland Statistics Classification System

\*\*\* May include itinerant teachers

District 6 - Lewisporte/Gander

School #: 195

Newville Elementary, Newville

Classification: Rural Community/Central Region\*\*

Grades: K-7

Number of Grades: 8

[School FTE PTR : 13.3](#)

[District FTE PTR : 14.1](#)

[Provincial FTE PTR : 14.3](#)

[FTE Teachers](#) \*\*\* : 7.5

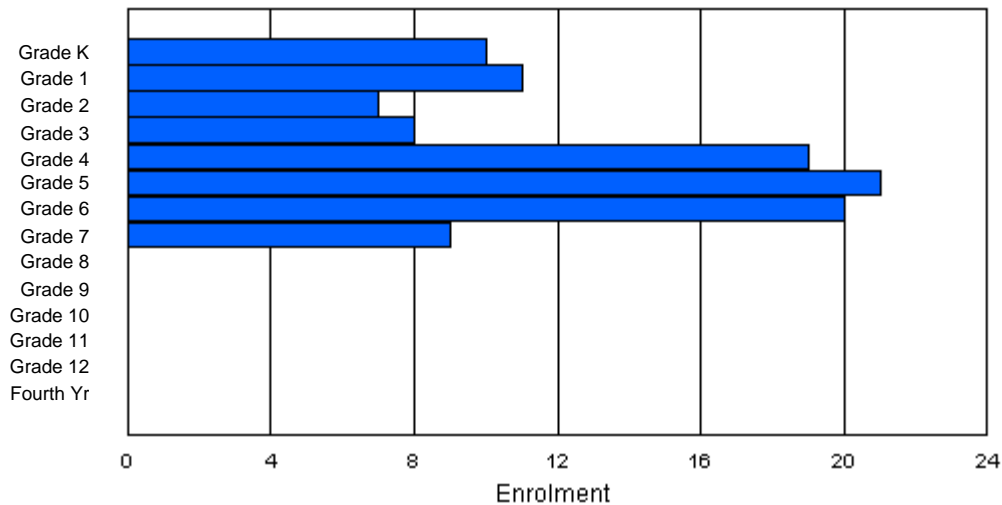
**Enrolment By Age and Gender**

Gender	Age																Total
	5	6	7	8	9	10	11	12	13	14	15	16	17	18	19	20>	
Male	5	5	5	5	12	10	14	5	0	0	0	0	0	0	0	0	61
Female	5	6	2	3	5	12	5	6	0	0	0	0	0	0	0	0	44
<b>Total</b>	<b>10</b>	<b>11</b>	<b>7</b>	<b>8</b>	<b>17</b>	<b>22</b>	<b>19</b>	<b>11</b>	<b>0</b>	<b>0</b>	<b>0</b>	<b>0</b>	<b>0</b>	<b>0</b>	<b>0</b>	<b>0</b>	<b>105</b>

**Enrolment By Grade and Gender**

Gender	Grade															Total
	K	1	2	3	4	5	6	7	8	9	10	11	12	4th		
Male	5	5	5	5	14	9	15	3	0	0	0	0	0	0	0	61
Female	5	6	2	3	5	12	5	6	0	0	0	0	0	0	0	44
<b>Total</b>	<b>10</b>	<b>11</b>	<b>7</b>	<b>8</b>	<b>19</b>	<b>21</b>	<b>20</b>	<b>9</b>	<b>0</b>	<b>0</b>	<b>0</b>	<b>0</b>	<b>0</b>	<b>0</b>	<b>0</b>	<b>105</b>

**Enrolment By Grade**  
For Newville Elementary



\* Data from the 1999-00 AGR(Enrolment/Age as of the last day in Sept./Dec.)

\*\* Newfoundland Statistics Classification System

\*\*\* May include itinerant teachers

District 6 - Lewisporte/Gander

School #: 197      Ridgewood Academy, Stoneville

Classification: Rural Community/Central Region\*\*

Grades: K-4      Number of Grades: 5

[School FTE PTR : 9.8](#)

[District FTE PTR : 14.1](#)

[Provincial FTE PTR : 14.3](#)

[FTE Teachers](#) \*\*\* : 3.0

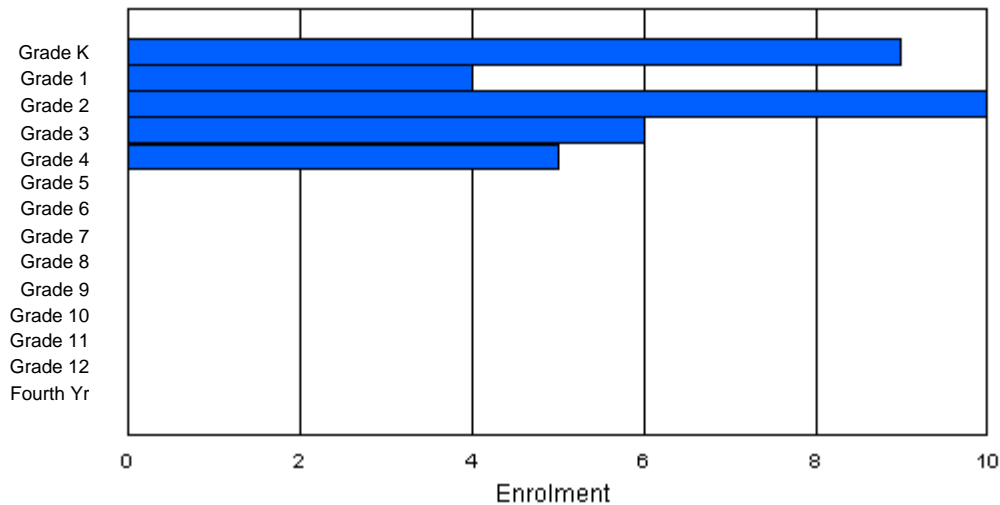
**Enrolment By Age and Gender**

Gender	Age																Total
	5	6	7	8	9	10	11	12	13	14	15	16	17	18	19	20>	
Male	4	1	4	4	1	0	0	0	0	0	0	0	0	0	0	0	14
Female	5	3	6	2	4	0	0	0	0	0	0	0	0	0	0	0	20
<b>Total</b>	<b>9</b>	<b>4</b>	<b>10</b>	<b>6</b>	<b>5</b>	<b>0</b>	<b>0</b>	<b>0</b>	<b>0</b>	<b>0</b>	<b>0</b>	<b>0</b>	<b>0</b>	<b>0</b>	<b>0</b>	<b>0</b>	<b>34</b>

**Enrolment By Grade and Gender**

Gender	Grade															Total
	K	1	2	3	4	5	6	7	8	9	10	11	12	4th		
Male	4	1	4	4	1	0	0	0	0	0	0	0	0	0	0	14
Female	5	3	6	2	4	0	0	0	0	0	0	0	0	0	0	20
<b>Total</b>	<b>9</b>	<b>4</b>	<b>10</b>	<b>6</b>	<b>5</b>	<b>0</b>	<b>0</b>	<b>0</b>	<b>0</b>	<b>0</b>	<b>0</b>	<b>0</b>	<b>0</b>	<b>0</b>	<b>0</b>	<b>34</b>

**Enrolment By Grade**  
For Ridgewood Academy



\* Data from the 1999-00 AGR(Enrolment/Age as of the last day in Sept./Dec.)

\*\* Newfoundland Statistics Classification System

\*\*\* May include itinerant teachers

District 6 - Lewisporte/Gander

School #: 206

Riverwood Academy, Wing's Point

Classification: Rural Community/Central Region\*\*

Grades: K-12

Number of Grades: 13

[School FTE PTR : 13.9](#)

[District FTE PTR : 14.1](#)

[Provincial FTE PTR : 14.3](#)

[FTE Teachers](#) \*\*\* : 22.5

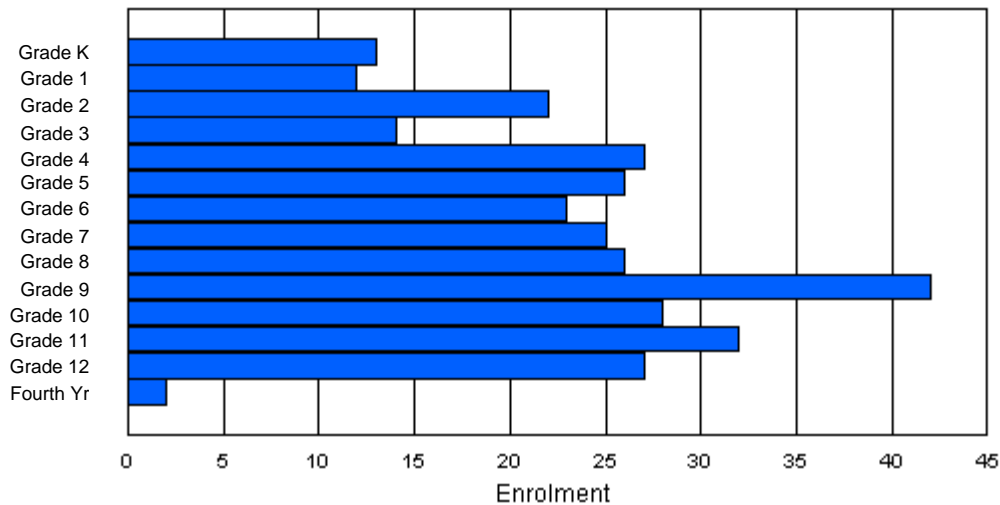
**Enrolment By Age and Gender**

Gender	Age																Total
	5	6	7	8	9	10	11	12	13	14	15	16	17	18	19	20>	
Male	6	7	9	11	18	15	11	10	16	16	12	17	12	1	0	0	161
Female	7	5	12	2	10	12	12	13	11	26	14	18	13	3	0	0	158
<b>Total</b>	<b>13</b>	<b>12</b>	<b>21</b>	<b>13</b>	<b>28</b>	<b>27</b>	<b>23</b>	<b>23</b>	<b>27</b>	<b>42</b>	<b>26</b>	<b>35</b>	<b>25</b>	<b>4</b>	<b>0</b>	<b>0</b>	<b>319</b>

**Enrolment By Grade and Gender**

Gender	Grade														Total
	K	1	2	3	4	5	6	7	8	9	10	11	12	4th	
Male	6	7	10	11	18	14	11	12	14	16	12	17	13	0	161
Female	7	5	12	3	9	12	12	13	12	26	16	15	14	2	158
<b>Total</b>	<b>13</b>	<b>12</b>	<b>22</b>	<b>14</b>	<b>27</b>	<b>26</b>	<b>23</b>	<b>25</b>	<b>26</b>	<b>42</b>	<b>28</b>	<b>32</b>	<b>27</b>	<b>2</b>	<b>319</b>

**Enrolment By Grade**  
For Riverwood Academy



\* Data from the 1999-00 AGR(Enrolment/Age as of the last day in Sept./Dec.)

\*\* Newfoundland Statistics Classification System

\*\*\* May include itinerant teachers



District 6 - Lewisporte/Gander

School #: 188

Sandstone Elementary, Ladle Cove

Classification: Rural Community/Central Region\*\*

Grades: K-6

Number of Grades: 7

[School FTE PTR : 10.0](#)

[District FTE PTR : 14.1](#)

[Provincial FTE PTR : 14.3](#)

[FTE Teachers](#) \*\*\* : 3.0

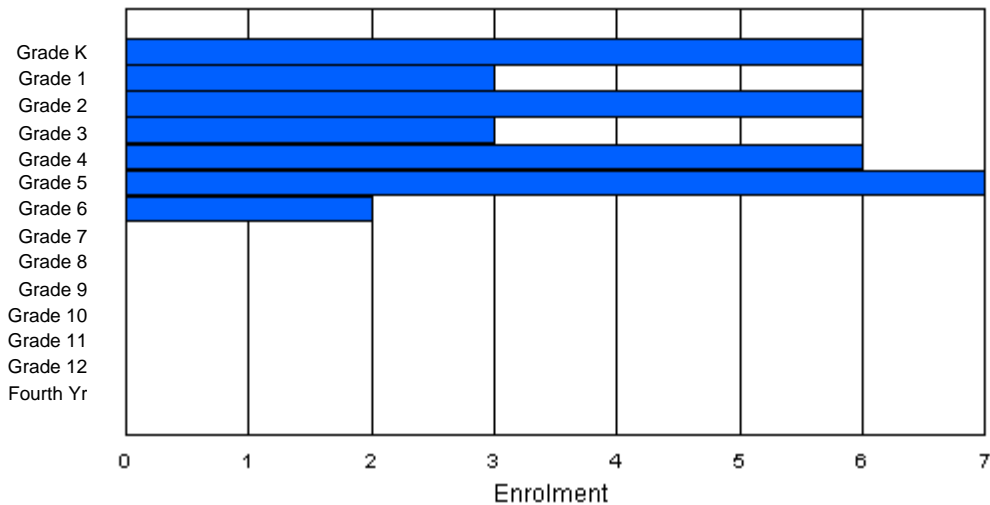
**Enrolment By Age and Gender**

Gender	Age																Total
	5	6	7	8	9	10	11	12	13	14	15	16	17	18	19	20>	
Male	3	1	3	3	2	4	0	0	0	0	0	0	0	0	0	0	16
Female	3	2	3	0	4	3	2	0	0	0	0	0	0	0	0	0	17
<b>Total</b>	<b>6</b>	<b>3</b>	<b>6</b>	<b>3</b>	<b>6</b>	<b>7</b>	<b>2</b>	<b>0</b>	<b>0</b>	<b>0</b>	<b>0</b>	<b>0</b>	<b>0</b>	<b>0</b>	<b>0</b>	<b>0</b>	<b>33</b>

**Enrolment By Grade and Gender**

Gender	Grade															Total
	K	1	2	3	4	5	6	7	8	9	10	11	12	4th		
Male	3	1	3	3	2	4	0	0	0	0	0	0	0	0	0	16
Female	3	2	3	0	4	3	2	0	0	0	0	0	0	0	0	17
<b>Total</b>	<b>6</b>	<b>3</b>	<b>6</b>	<b>3</b>	<b>6</b>	<b>7</b>	<b>2</b>	<b>0</b>	<b>0</b>	<b>0</b>	<b>0</b>	<b>0</b>	<b>0</b>	<b>0</b>	<b>0</b>	<b>33</b>

**Enrolment By Grade**  
For Sandstone Elementary



\* Data from the 1999-00 AGR(Enrolment/Age as of the last day in Sept./Dec.)

\*\* Newfoundland Statistics Classification System

\*\*\* May include itinerant teachers

District 6 - Lewisporte/Gander

School #: 416

Smallwood Academy, Gambo

Classification: Rural Community/Central Region\*\*

Grades: K-12

Number of Grades: 13

[School FTE PTR : 13.9](#)

[District FTE PTR : 14.1](#)

[Provincial FTE PTR : 14.3](#)

[FTE Teachers](#) \*\*\* : 27.5

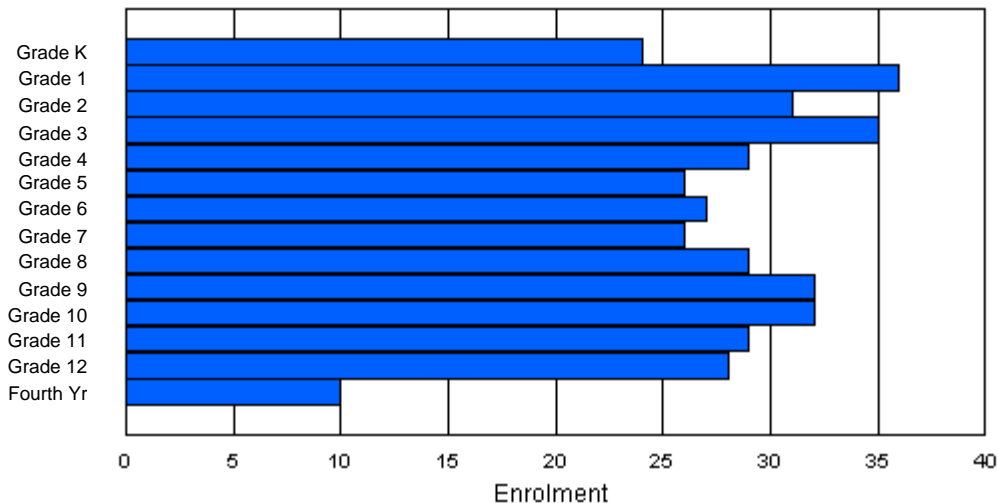
**Enrolment By Age and Gender**

Gender	Age																Total
	5	6	7	8	9	10	11	12	13	14	15	16	17	18	19	20>	
Male	12	13	12	19	16	10	17	16	15	13	12	19	9	10	2	0	195
Female	12	23	18	16	12	17	9	11	12	17	19	12	17	1	2	1	199
<b>Total</b>	<b>24</b>	<b>36</b>	<b>30</b>	<b>35</b>	<b>28</b>	<b>27</b>	<b>26</b>	<b>27</b>	<b>27</b>	<b>30</b>	<b>31</b>	<b>31</b>	<b>26</b>	<b>11</b>	<b>4</b>	<b>1</b>	<b>394</b>

**Enrolment By Grade and Gender**

Gender	Grade														Total
	K	1	2	3	4	5	6	7	8	9	10	11	12	4th	
Male	12	13	13	19	17	8	19	15	15	14	16	14	14	6	195
Female	12	23	18	16	12	18	8	11	14	18	16	15	14	4	199
<b>Total</b>	<b>24</b>	<b>36</b>	<b>31</b>	<b>35</b>	<b>29</b>	<b>26</b>	<b>27</b>	<b>26</b>	<b>29</b>	<b>32</b>	<b>32</b>	<b>29</b>	<b>28</b>	<b>10</b>	<b>394</b>

**Enrolment By Grade**  
For Smallwood Academy



\* Data from the 1999-00 AGR(Enrolment/Age as of the last day in Sept./Dec.)

\*\* Newfoundland Statistics Classification System

\*\*\* May include itinerant teachers

District 6 - Lewisporte/Gander

School #: 196

St. Gabriel's AG, St. Brendan's

Classification: Rural Community/Central Region\*\*

Grades: K-12

Number of Grades: 13

[School FTE PTR : 8.3](#)

[District FTE PTR : 14.1](#)

[Provincial FTE PTR : 14.3](#)

[FTE Teachers](#) \*\*\* : 7.5

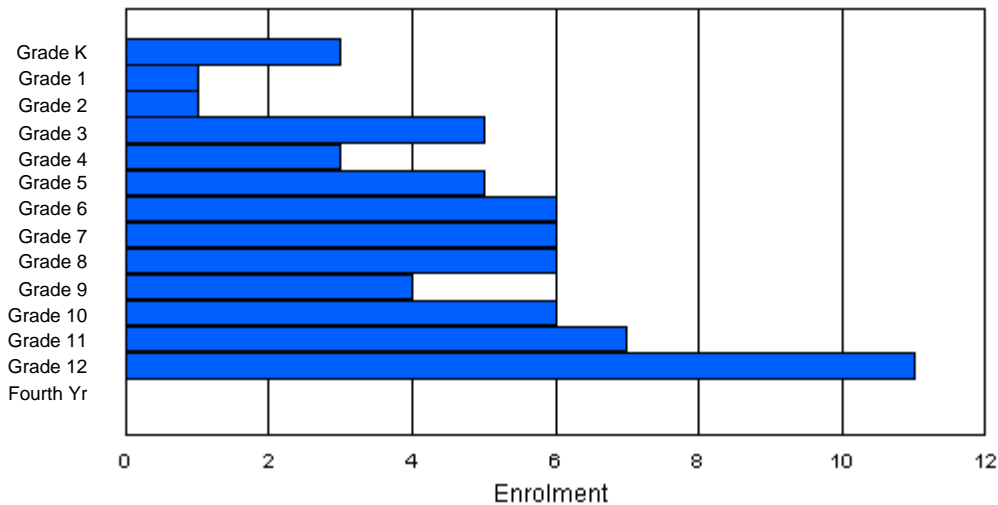
**Enrolment By Age and Gender**

Gender	Age																	Total
	5	6	7	8	9	10	11	12	13	14	15	16	17	18	19	20>		
Male	2	1	0	1	2	2	5	4	4	2	2	3	6	0	0	0	34	
Female	1	0	1	4	1	3	1	1	3	2	4	4	5	0	0	0	30	
<b>Total</b>	<b>3</b>	<b>1</b>	<b>1</b>	<b>5</b>	<b>3</b>	<b>5</b>	<b>6</b>	<b>5</b>	<b>7</b>	<b>4</b>	<b>6</b>	<b>7</b>	<b>11</b>	<b>0</b>	<b>0</b>	<b>0</b>	<b>64</b>	

**Enrolment By Grade and Gender**

Gender	Grade															Total
	K	1	2	3	4	5	6	7	8	9	10	11	12	4th		
Male	2	1	0	1	2	2	5	5	3	2	2	3	6	0	34	
Female	1	0	1	4	1	3	1	1	3	2	4	4	5	0	30	
<b>Total</b>	<b>3</b>	<b>1</b>	<b>1</b>	<b>5</b>	<b>3</b>	<b>5</b>	<b>6</b>	<b>6</b>	<b>6</b>	<b>4</b>	<b>6</b>	<b>7</b>	<b>11</b>	<b>0</b>	<b>64</b>	

**Enrolment By Grade**  
For St. Gabriel's AG



\* Data from the 1999-00 AGR(Enrolment/Age as of the last day in Sept./Dec.)

\*\* Newfoundland Statistics Classification System

\*\*\* May include itinerant teachers

District 6 - Lewisporte/Gander

School #: 420

St. Paul's Intermediate School, Gander

Classification: Urban Community/Central Region\*\*

Grades: 7-9

Number of Grades: 3

[School FTE PTR : 15.3](#)

[District FTE PTR : 14.1](#)

[Provincial FTE PTR : 14.3](#)

[FTE Teachers](#) \*\*\* : 24.3

**Enrolment By Age and Gender**

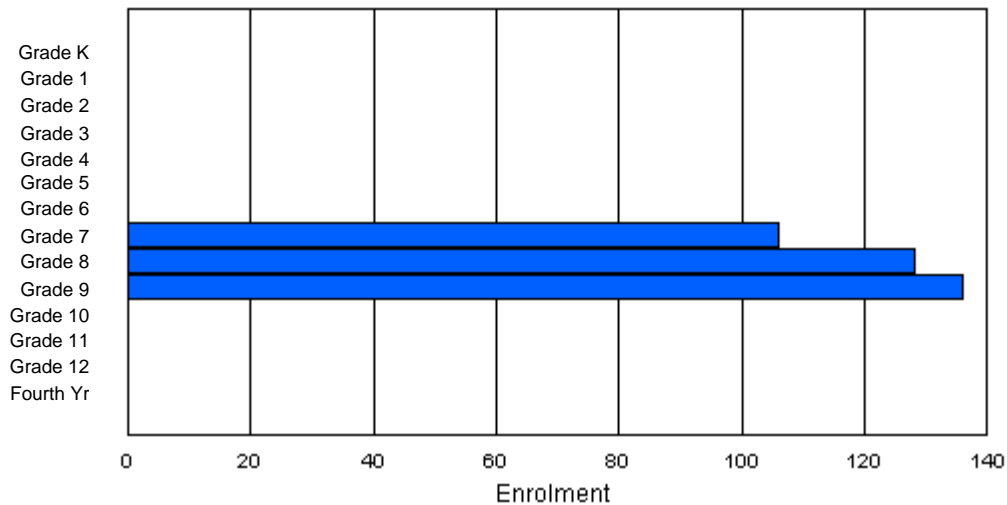
Gender	Age																Total
	5	6	7	8	9	10	11	12	13	14	15	16	17	18	19	20>	
Male	0	0	0	0	0	0	0	49	68	72	6	0	0	0	0	0	195
Female	0	0	0	0	0	0	1	52	55	64	3	0	0	0	0	0	175
<b>Total</b>	0	0	0	0	0	0	1	101	123	136	9	0	0	0	0	0	370

**Enrolment By Grade and Gender**

Gender	Grade														Total
	K	1	2	3	4	5	6	7	8	9	10	11	12	4th	
Male	0	0	0	0	0	0	0	53	71	71	0	0	0	0	195
Female	0	0	0	0	0	0	0	53	57	65	0	0	0	0	175
<b>Total</b>	0	0	0	0	0	0	0	106	128	136	0	0	0	0	370

**Enrolment By Grade**

For St. Paul's Intermediate School



\* Data from the 1999-00 AGR(Enrolment/Age as of the last day in Sept./Dec.)

\*\* Newfoundland Statistics Classification System

\*\*\* May include itinerant teachers

District 6 - Lewisporte/Gander

School #: 199 Summerford Primary, Summerford

Classification: Rural Community/Central Region\*\*

Grades: K-4 Number of Grades: 5

[School FTE PTR : 12.1](#)  
[District FTE PTR : 14.1](#)  
[Provincial FTE PTR : 14.3](#)

[FTE Teachers](#) \*\*\* : 13.5

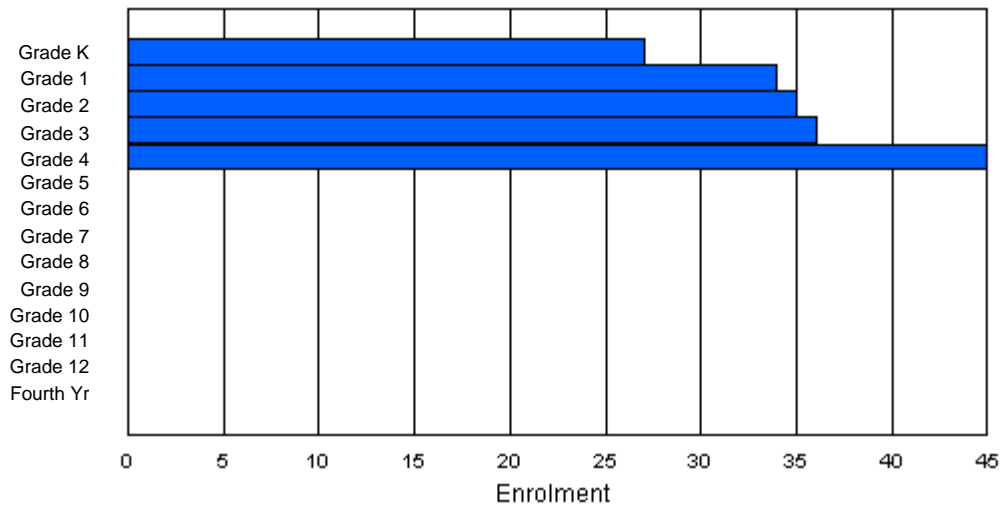
**Enrolment By Age and Gender**

Gender	Age																Total
	5	6	7	8	9	10	11	12	13	14	15	16	17	18	19	20>	
Male	16	15	16	23	27	3	0	0	0	0	0	0	0	0	0	0	100
Female	11	17	18	12	19	0	0	0	0	0	0	0	0	0	0	0	77
<b>Total</b>	<b>27</b>	<b>32</b>	<b>34</b>	<b>35</b>	<b>46</b>	<b>3</b>	<b>0</b>	<b>0</b>	<b>0</b>	<b>0</b>	<b>0</b>	<b>0</b>	<b>0</b>	<b>0</b>	<b>0</b>	<b>0</b>	<b>177</b>

**Enrolment By Grade and Gender**

Gender	Grade															Total
	K	1	2	3	4	5	6	7	8	9	10	11	12	4th		
Male	16	16	17	24	27	0	0	0	0	0	0	0	0	0	0	100
Female	11	18	18	12	18	0	0	0	0	0	0	0	0	0	0	77
<b>Total</b>	<b>27</b>	<b>34</b>	<b>35</b>	<b>36</b>	<b>45</b>	<b>0</b>	<b>0</b>	<b>0</b>	<b>0</b>	<b>0</b>	<b>0</b>	<b>0</b>	<b>0</b>	<b>0</b>	<b>0</b>	<b>177</b>

**Enrolment By Grade**  
For Summerford Primary



\* Data from the 1999-00 AGR(Enrolment/Age as of the last day in Sept./Dec.)

\*\* Newfoundland Statistics Classification System

\*\*\* May include itinerant teachers

District 6 - Lewisporte/Gander

School #: 202

Twillingate Island Elementary, Twillingate

Classification: Rural Community/Central Region\*\*

Grades: K-6

Number of Grades: 7

[School FTE PTR : 14.4](#)

[District FTE PTR : 14.1](#)

[Provincial FTE PTR : 14.3](#)

[FTE Teachers](#) \*\*\* : 15.0

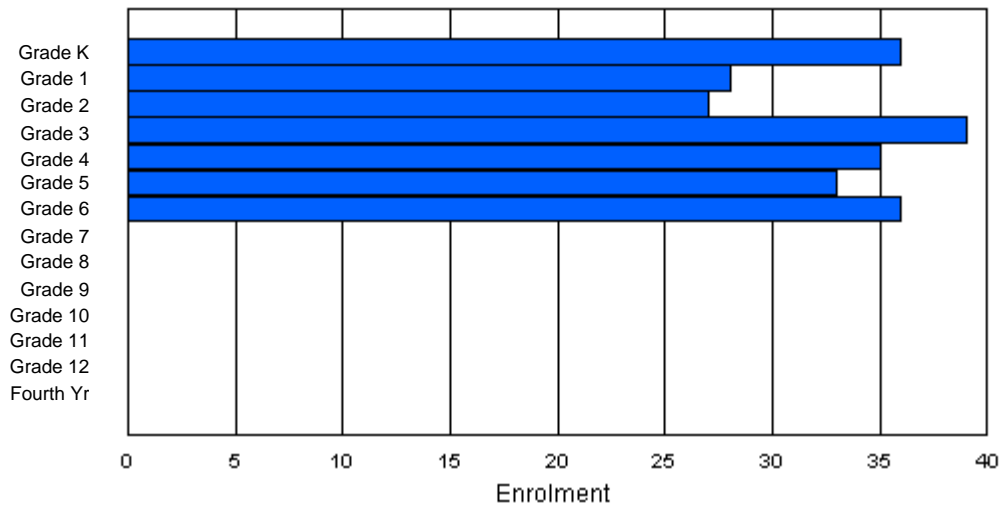
**Enrolment By Age and Gender**

Gender	Age																Total
	5	6	7	8	9	10	11	12	13	14	15	16	17	18	19	20>	
Male	15	14	15	22	16	14	17	2	1	0	0	0	0	0	0	0	116
Female	21	14	11	17	19	16	18	2	0	0	0	0	0	0	0	0	118
<b>Total</b>	<b>36</b>	<b>28</b>	<b>26</b>	<b>39</b>	<b>35</b>	<b>30</b>	<b>35</b>	<b>4</b>	<b>1</b>	<b>0</b>	<b>0</b>	<b>0</b>	<b>0</b>	<b>0</b>	<b>0</b>	<b>0</b>	<b>234</b>

**Enrolment By Grade and Gender**

Gender	Grade														Total
	K	1	2	3	4	5	6	7	8	9	10	11	12	4th	
Male	15	14	16	22	15	17	17	0	0	0	0	0	0	0	116
Female	21	14	11	17	20	16	19	0	0	0	0	0	0	0	118
<b>Total</b>	<b>36</b>	<b>28</b>	<b>27</b>	<b>39</b>	<b>35</b>	<b>33</b>	<b>36</b>	<b>0</b>	<b>0</b>	<b>0</b>	<b>0</b>	<b>0</b>	<b>0</b>	<b>0</b>	<b>234</b>

**Enrolment By Grade**  
For Twillingate Island Elementary



\* Data from the 1999-00 AGR(Enrolment/Age as of the last day in Sept./Dec.)

\*\* Newfoundland Statistics Classification System

\*\*\* May include itinerant teachers

District 6 - Lewisporte/Gander

School #: 183 William Mercer Academy, Dover

Classification: Rural Community/Central Region\*\*

Grades: K-8 Number of Grades: 9

[School FTE PTR : 13.2](#)  
[District FTE PTR : 14.1](#)  
[Provincial FTE PTR : 14.3](#)

[FTE Teachers](#) \*\*\* : 15.0

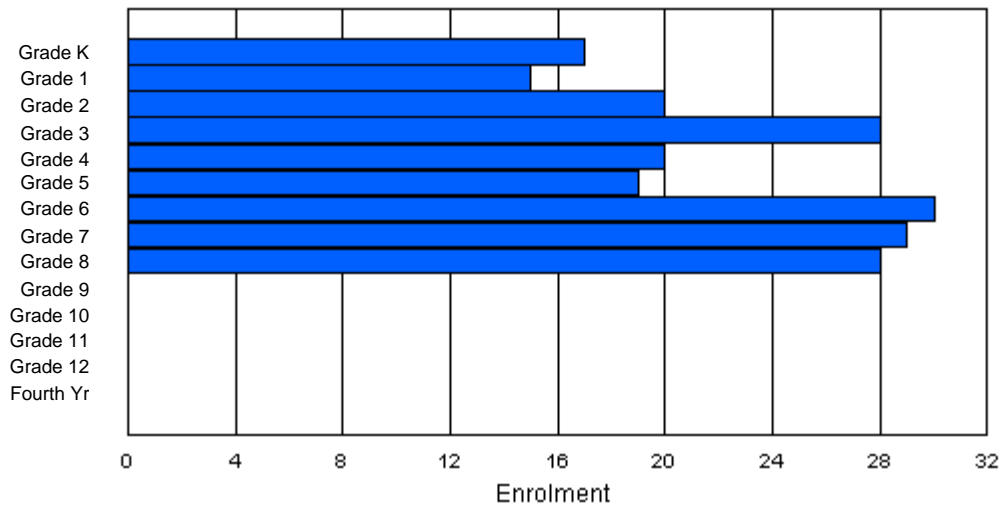
**Enrolment By Age and Gender**

Gender	Age																Total
	5	6	7	8	9	10	11	12	13	14	15	16	17	18	19	20>	
Male	9	10	14	15	12	8	17	12	18	0	0	0	0	0	0	0	115
Female	8	5	6	12	9	10	13	11	16	1	0	0	0	0	0	0	91
<b>Total</b>	<b>17</b>	<b>15</b>	<b>20</b>	<b>27</b>	<b>21</b>	<b>18</b>	<b>30</b>	<b>23</b>	<b>34</b>	<b>1</b>	<b>0</b>	<b>0</b>	<b>0</b>	<b>0</b>	<b>0</b>	<b>0</b>	<b>206</b>

**Enrolment By Grade and Gender**

Gender	Grade															Total
	K	1	2	3	4	5	6	7	8	9	10	11	12	4th		
Male	9	10	14	15	12	9	17	15	14	0	0	0	0	0	115	
Female	8	5	6	13	8	10	13	14	14	0	0	0	0	0	91	
<b>Total</b>	<b>17</b>	<b>15</b>	<b>20</b>	<b>28</b>	<b>20</b>	<b>19</b>	<b>30</b>	<b>29</b>	<b>28</b>	<b>0</b>	<b>0</b>	<b>0</b>	<b>0</b>	<b>0</b>	<b>206</b>	

**Enrolment By Grade**  
For William Mercer Academy



\* Data from the 1999-00 AGR(Enrolment/Age as of the last day in Sept./Dec.)

\*\* Newfoundland Statistics Classification System

\*\*\* May include itinerant teachers

**District 7 - Burin Peninsula**

School #: 207

Berney Memorial Intermediate School, Burin

Classification: Rural Community/Southern Region\*\*

Grades: 8-9

Number of Grades: 2

[School FTE PTR : 16.0](#)

[District FTE PTR : 13.5](#)

[Provincial FTE PTR : 14.3](#)

[FTE Teachers](#) \*\*\* : 13.5

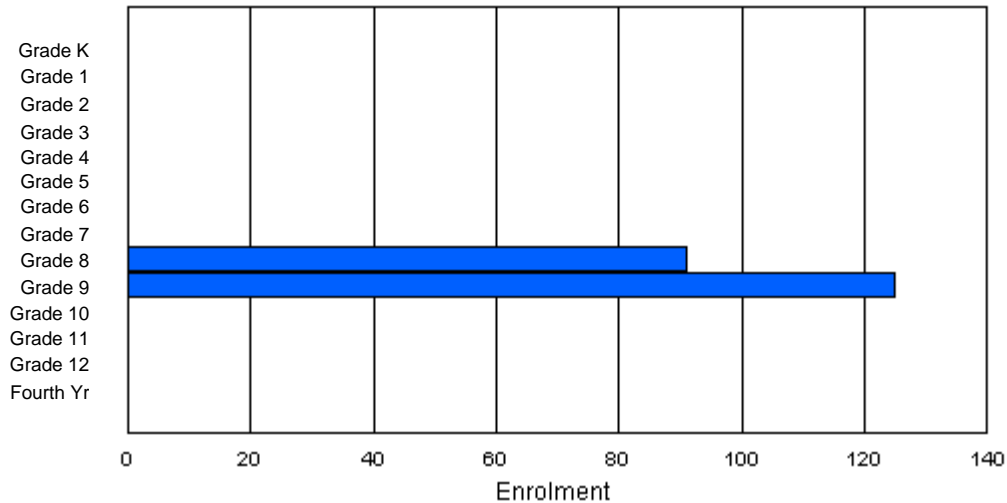
**Enrolment By Age and Gender**

Gender	Age																Total
	5	6	7	8	9	10	11	12	13	14	15	16	17	18	19	20>	
Male	0	0	0	0	0	0	0	0	36	71	7	0	1	0	0	0	115
Female	0	0	0	0	0	0	0	0	53	44	4	0	0	0	0	0	101
<b>Total</b>	<b>0</b>	<b>0</b>	<b>0</b>	<b>0</b>	<b>0</b>	<b>0</b>	<b>0</b>	<b>0</b>	<b>89</b>	<b>115</b>	<b>11</b>	<b>0</b>	<b>1</b>	<b>0</b>	<b>0</b>	<b>0</b>	<b>216</b>

**Enrolment By Grade and Gender**

Gender	Grade															Total
	K	1	2	3	4	5	6	7	8	9	10	11	12	4th		
Male	0	0	0	0	0	0	0	0	38	77	0	0	0	0	115	
Female	0	0	0	0	0	0	0	0	53	48	0	0	0	0	101	
<b>Total</b>	<b>0</b>	<b>0</b>	<b>0</b>	<b>0</b>	<b>0</b>	<b>0</b>	<b>0</b>	<b>0</b>	<b>91</b>	<b>125</b>	<b>0</b>	<b>0</b>	<b>0</b>	<b>0</b>	<b>216</b>	

**Enrolment By Grade**  
For Berney Memorial Intermediate School



\* Data from the 1999-00 AGR(Enrolment/Age as of the last day in Sept./Dec.)

\*\* Newfoundland Statistics Classification System

\*\*\* May include itinerant teachers



District 7 - Burin Peninsula

School #: 223

Christ the King AG, Rushoon

Classification: Rural Community/Southern Region\*\*

Grades: K-12

Number of Grades: 13

[School FTE PTR : 12.7](#)

[District FTE PTR : 13.5](#)

[Provincial FTE PTR : 14.3](#)

[FTE Teachers](#) \*\*\* : 20.8

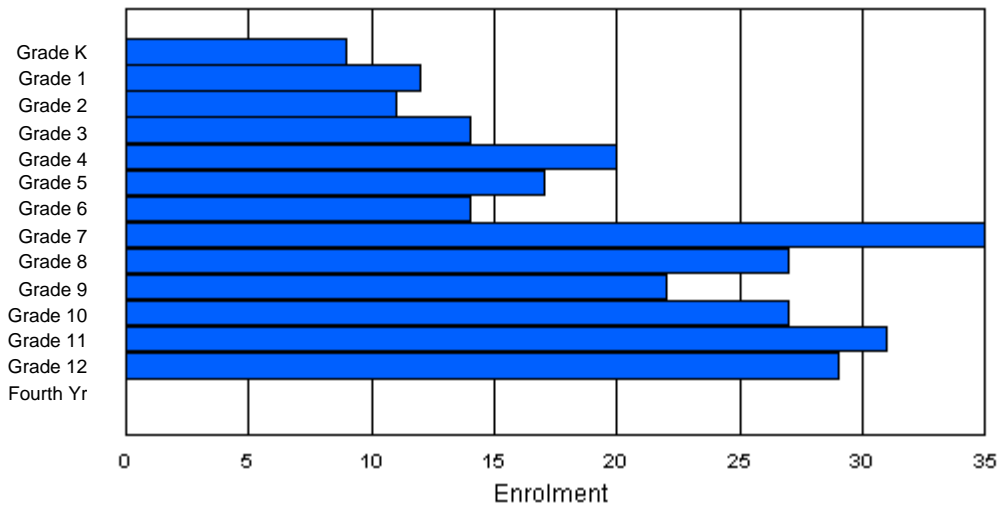
**Enrolment By Age and Gender**

Gender	Age																Total
	5	6	7	8	9	10	11	12	13	14	15	16	17	18	19	20>	
Male	2	8	6	7	13	10	7	11	20	12	14	7	16	2	0	0	135
Female	7	4	5	7	7	6	7	22	8	8	8	21	22	1	0	0	133
<b>Total</b>	<b>9</b>	<b>12</b>	<b>11</b>	<b>14</b>	<b>20</b>	<b>16</b>	<b>14</b>	<b>33</b>	<b>28</b>	<b>20</b>	<b>22</b>	<b>28</b>	<b>38</b>	<b>3</b>	<b>0</b>	<b>0</b>	<b>268</b>

**Enrolment By Grade and Gender**

Gender	Grade														Total
	K	1	2	3	4	5	6	7	8	9	10	11	12	4th	
Male	2	8	6	7	13	10	7	15	20	11	15	9	12	0	135
Female	7	4	5	7	7	7	7	20	7	11	12	22	17	0	133
<b>Total</b>	<b>9</b>	<b>12</b>	<b>11</b>	<b>14</b>	<b>20</b>	<b>17</b>	<b>14</b>	<b>35</b>	<b>27</b>	<b>22</b>	<b>27</b>	<b>31</b>	<b>29</b>	<b>0</b>	<b>268</b>

**Enrolment By Grade**  
For Christ the King AG



\* Data from the 1999-00 AGR(Enrolment/Age as of the last day in Sept./Dec.)

\*\* Newfoundland Statistics Classification System

\*\*\* May include itinerant teachers

District 7 - Burin Peninsula

School #: 427

Holy Name of Mary Acad, Lawn

Classification: Rural Community/Southern Region\*\*

Grades: K-12

Number of Grades: 13

[School FTE PTR : 12.3](#)

[District FTE PTR : 13.5](#)

[Provincial FTE PTR : 14.3](#)

[FTE Teachers](#) \*\*\* : 16.5

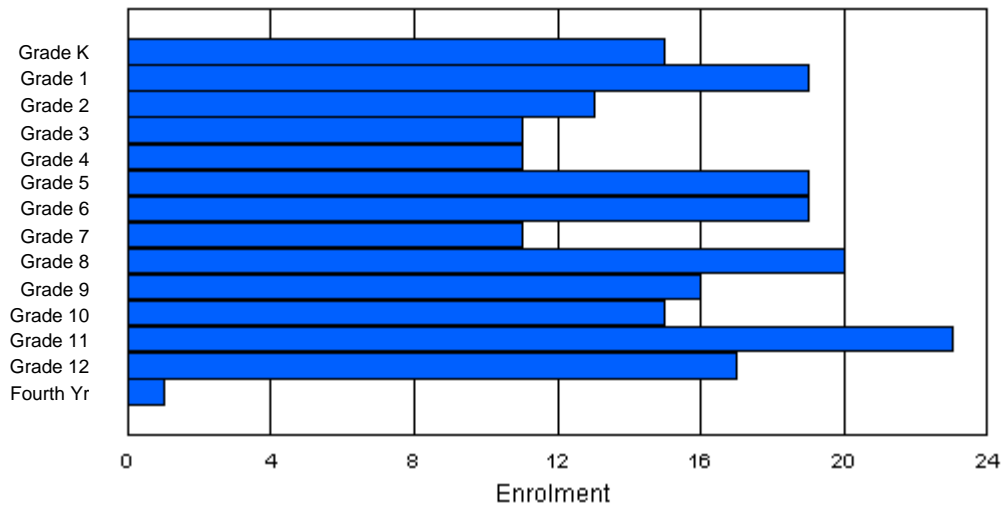
**Enrolment By Age and Gender**

Gender	Age																	Total
	5	6	7	8	9	10	11	12	13	14	15	16	17	18	19	20>		
Male	7	13	8	8	7	8	9	7	10	7	11	11	10	2	0	0	118	
Female	8	6	4	4	4	10	9	5	7	6	9	10	9	1	0	0	92	
<b>Total</b>	<b>15</b>	<b>19</b>	<b>12</b>	<b>12</b>	<b>11</b>	<b>18</b>	<b>18</b>	<b>12</b>	<b>17</b>	<b>13</b>	<b>20</b>	<b>21</b>	<b>19</b>	<b>3</b>	<b>0</b>	<b>0</b>	<b>210</b>	

**Enrolment By Grade and Gender**

Gender	Grade															Total
	K	1	2	3	4	5	6	7	8	9	10	11	12	4th		
Male	7	13	9	7	7	9	9	6	12	11	7	12	8	1	118	
Female	8	6	4	4	4	10	10	5	8	5	8	11	9	0	92	
<b>Total</b>	<b>15</b>	<b>19</b>	<b>13</b>	<b>11</b>	<b>11</b>	<b>19</b>	<b>19</b>	<b>11</b>	<b>20</b>	<b>16</b>	<b>15</b>	<b>23</b>	<b>17</b>	<b>1</b>	<b>210</b>	

**Enrolment By Grade**  
For Holy Name of Mary Acad



\* Data from the 1999-00 AGR(Enrolment/Age as of the last day in Sept./Dec.)

\*\* Newfoundland Statistics Classification System

\*\*\* May include itinerant teachers

District 7 - Burin Peninsula

School #: 224

Jamieson Academy, Salt Pond

Classification: Rural Community/Southern Region\*\*

Grades: K-7

Number of Grades: 8

[School FTE PTR : 14.6](#)

[District FTE PTR : 13.5](#)

[Provincial FTE PTR : 14.3](#)

[FTE Teachers](#) \*\*\* : 39.0

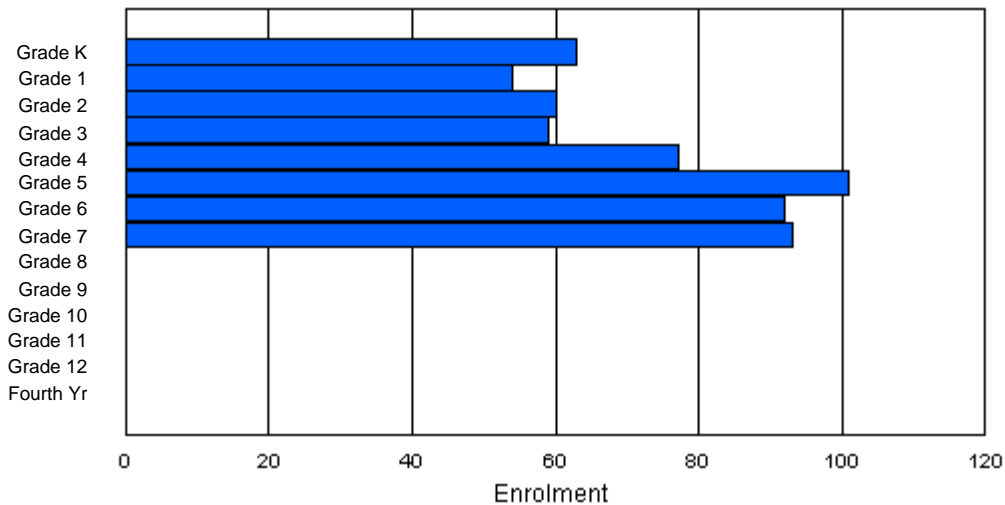
**Enrolment By Age and Gender**

Gender	Age																Total
	5	6	7	8	9	10	11	12	13	14	15	16	17	18	19	20>	
Male	39	31	32	25	38	52	53	52	4	1	0	0	0	0	0	0	327
Female	24	23	29	34	34	44	37	44	1	1	1	0	0	0	0	0	272
<b>Total</b>	<b>63</b>	<b>54</b>	<b>61</b>	<b>59</b>	<b>72</b>	<b>96</b>	<b>90</b>	<b>96</b>	<b>5</b>	<b>2</b>	<b>1</b>	<b>0</b>	<b>0</b>	<b>0</b>	<b>0</b>	<b>0</b>	<b>599</b>

**Enrolment By Grade and Gender**

Gender	Grade														Total
	K	1	2	3	4	5	6	7	8	9	10	11	12	4th	
Male	39	31	32	25	40	55	56	49	0	0	0	0	0	0	327
Female	24	23	28	34	37	46	36	44	0	0	0	0	0	0	272
<b>Total</b>	<b>63</b>	<b>54</b>	<b>60</b>	<b>59</b>	<b>77</b>	<b>101</b>	<b>92</b>	<b>93</b>	<b>0</b>	<b>0</b>	<b>0</b>	<b>0</b>	<b>0</b>	<b>0</b>	<b>599</b>

**Enrolment By Grade**  
For Jamieson Academy



\* Data from the 1999-00 AGR(Enrolment/Age as of the last day in Sept./Dec.)

\*\* Newfoundland Statistics Classification System

\*\*\* May include itinerant teachers

District 7 - Burin Peninsula

School #: 214

John Burke High School, Grand Bank

Classification: Rural Community/Southern Region\*\*

Grades: 8-12

Number of Grades: 5

[School FTE PTR : 13.0](#)

[District FTE PTR : 13.5](#)

[Provincial FTE PTR : 14.3](#)

[FTE Teachers](#) \*\*\* : 25.5

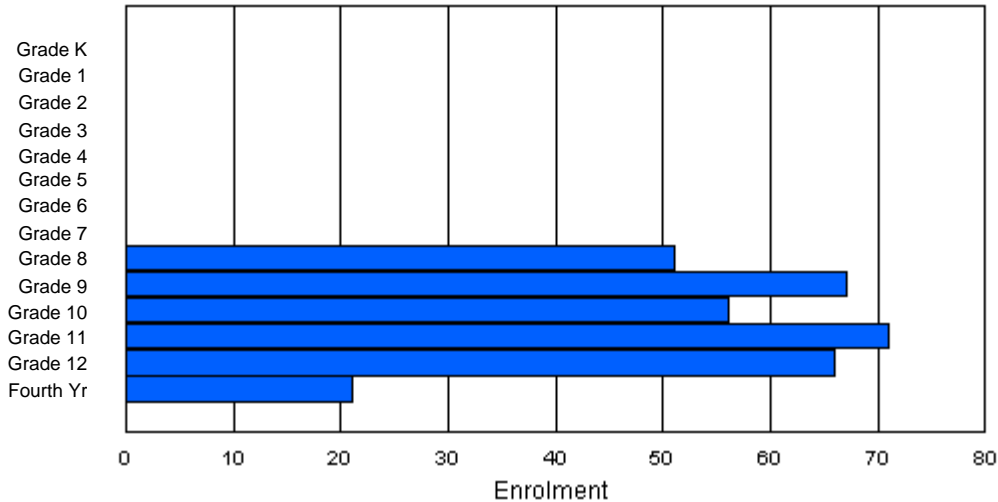
**Enrolment By Age and Gender**

Gender	Age																	Total
	5	6	7	8	9	10	11	12	13	14	15	16	17	18	19	20>		
Male	0	0	0	0	0	0	0	4	21	21	30	35	30	12	3	0	156	
Female	0	0	0	0	0	0	0	5	31	45	24	34	29	8	0	0	176	
<b>Total</b>	<b>0</b>	<b>0</b>	<b>0</b>	<b>0</b>	<b>0</b>	<b>0</b>	<b>0</b>	<b>9</b>	<b>52</b>	<b>66</b>	<b>54</b>	<b>69</b>	<b>59</b>	<b>20</b>	<b>3</b>	<b>0</b>	<b>332</b>	

**Enrolment By Grade and Gender**

Gender	Grade															Total
	K	1	2	3	4	5	6	7	8	9	10	11	12	4th		
Male	0	0	0	0	0	0	0	0	19	25	28	35	34	15	156	
Female	0	0	0	0	0	0	0	0	32	42	28	36	32	6	176	
<b>Total</b>	<b>0</b>	<b>0</b>	<b>0</b>	<b>0</b>	<b>0</b>	<b>0</b>	<b>0</b>	<b>0</b>	<b>51</b>	<b>67</b>	<b>56</b>	<b>71</b>	<b>66</b>	<b>21</b>	<b>332</b>	

**Enrolment By Grade**  
For John Burke High School



\* Data from the 1999-00 AGR(Enrolment/Age as of the last day in Sept./Dec.)

\*\* Newfoundland Statistics Classification System

\*\*\* May include itinerant teachers

District 7 - Burin Peninsula

School #: 213 Lake Academy, Fortune

Classification: Rural Community/Southern Region\*\*

Grades: K-7 Number of Grades: 8

[School FTE PTR : 15.1](#)  
[District FTE PTR : 13.5](#)  
[Provincial FTE PTR : 14.3](#)

[FTE Teachers](#) \*\*\* : 24.8

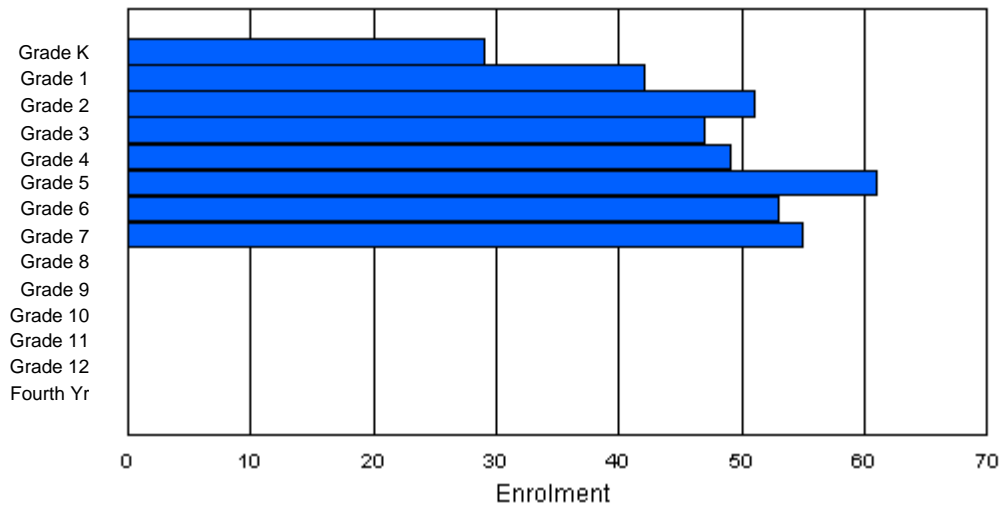
**Enrolment By Age and Gender**

Gender	Age																Total
	5	6	7	8	9	10	11	12	13	14	15	16	17	18	19	20>	
Male	16	24	27	24	24	29	20	32	0	0	0	0	0	0	0	0	196
Female	13	17	23	25	27	28	32	26	0	0	0	0	0	0	0	0	191
<b>Total</b>	<b>29</b>	<b>41</b>	<b>50</b>	<b>49</b>	<b>51</b>	<b>57</b>	<b>52</b>	<b>58</b>	<b>0</b>	<b>0</b>	<b>0</b>	<b>0</b>	<b>0</b>	<b>0</b>	<b>0</b>	<b>0</b>	<b>387</b>

**Enrolment By Grade and Gender**

Gender	Grade														Total
	K	1	2	3	4	5	6	7	8	9	10	11	12	4th	
Male	16	25	28	22	25	30	21	29	0	0	0	0	0	0	196
Female	13	17	23	25	24	31	32	26	0	0	0	0	0	0	191
<b>Total</b>	<b>29</b>	<b>42</b>	<b>51</b>	<b>47</b>	<b>49</b>	<b>61</b>	<b>53</b>	<b>55</b>	<b>0</b>	<b>0</b>	<b>0</b>	<b>0</b>	<b>0</b>	<b>0</b>	<b>387</b>

**Enrolment By Grade**  
For Lake Academy



\* Data from the 1999-00 AGR(Enrolment/Age as of the last day in Sept./Dec.)

\*\* Newfoundland Statistics Classification System

\*\*\* May include itinerant teachers

District 7 - Burin Peninsula

School #: 227

Marian Elementary, St. Lawrence

Classification: Rural Community/Southern Region\*\*

Grades: K-6

Number of Grades: 7

[School FTE PTR : 14.3](#)

[District FTE PTR : 13.5](#)

[Provincial FTE PTR : 14.3](#)

[FTE Teachers](#) \*\*\* : 12.0

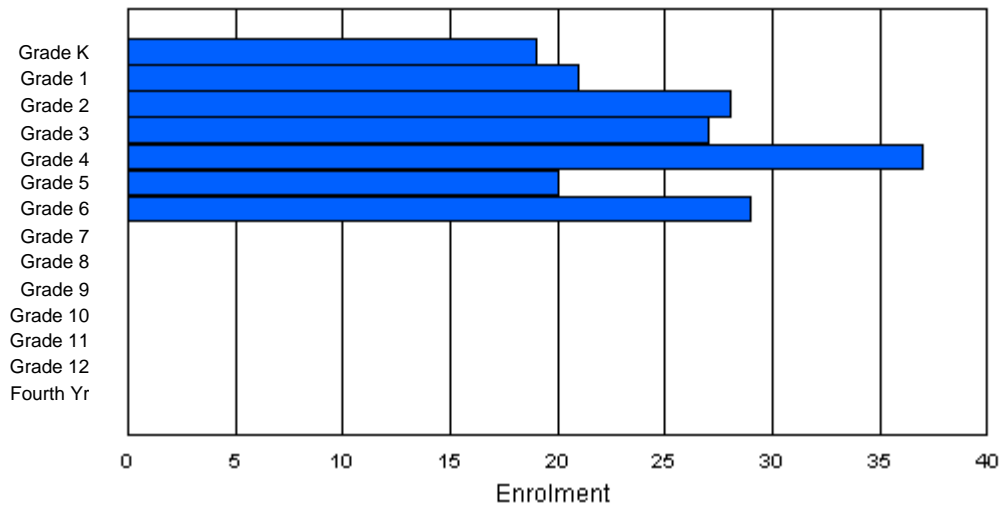
**Enrolment By Age and Gender**

Gender	Age																Total
	5	6	7	8	9	10	11	12	13	14	15	16	17	18	19	20>	
Male	10	12	11	13	16	11	18	2	0	0	0	0	0	0	0	0	93
Female	9	8	15	13	20	12	11	0	0	0	0	0	0	0	0	0	88
<b>Total</b>	<b>19</b>	<b>20</b>	<b>26</b>	<b>26</b>	<b>36</b>	<b>23</b>	<b>29</b>	<b>2</b>	<b>0</b>	<b>0</b>	<b>0</b>	<b>0</b>	<b>0</b>	<b>0</b>	<b>0</b>	<b>0</b>	<b>181</b>

**Enrolment By Grade and Gender**

Gender	Grade														Total
	K	1	2	3	4	5	6	7	8	9	10	11	12	4th	
Male	10	13	13	12	18	9	18	0	0	0	0	0	0	0	93
Female	9	8	15	15	19	11	11	0	0	0	0	0	0	0	88
<b>Total</b>	<b>19</b>	<b>21</b>	<b>28</b>	<b>27</b>	<b>37</b>	<b>20</b>	<b>29</b>	<b>0</b>	<b>0</b>	<b>0</b>	<b>0</b>	<b>0</b>	<b>0</b>	<b>0</b>	<b>181</b>

**Enrolment By Grade**  
For Marian Elementary



\* Data from the 1999-00 AGR(Enrolment/Age as of the last day in Sept./Dec.)

\*\* Newfoundland Statistics Classification System

\*\*\* May include itinerant teachers

District 7 - Burin Peninsula

School #: 219

Marystown Central High School, Marystown

Classification: Urban Community/Southern Region\*\*

Grades: 7-12

Number of Grades: 6

[School FTE PTR : 15.2](#)

[District FTE PTR : 13.5](#)

[Provincial FTE PTR : 14.3](#)

[FTE Teachers](#) \*\*\* : 34.5

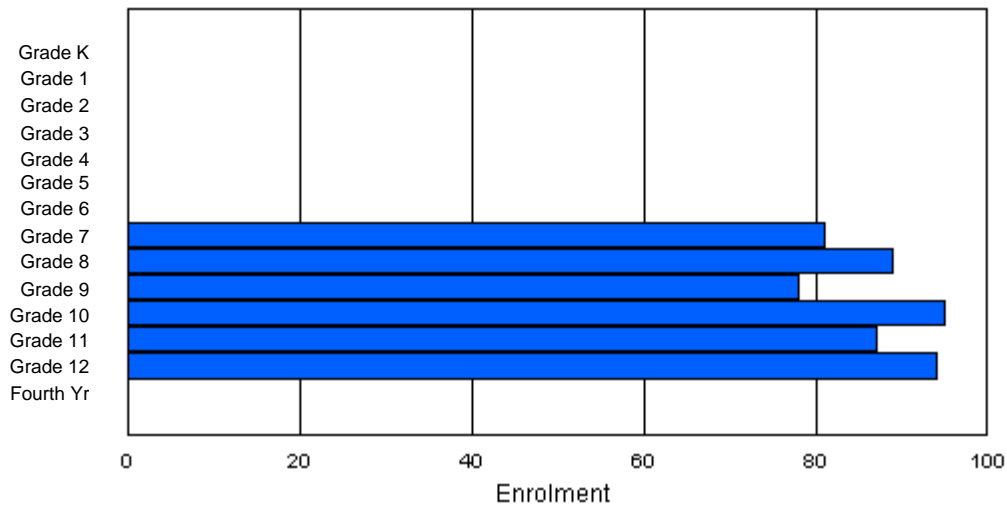
**Enrolment By Age and Gender**

Gender	Age																Total
	5	6	7	8	9	10	11	12	13	14	15	16	17	18	19	20>	
Male	0	0	0	0	0	0	14	37	37	38	37	44	39	6	1	0	253
Female	0	0	0	0	0	0	7	44	44	38	56	46	33	2	1	0	271
<b>Total</b>	0	0	0	0	0	0	21	81	81	76	93	90	72	8	2	0	524

**Enrolment By Grade and Gender**

Gender	Grade															Total
	K	1	2	3	4	5	6	7	8	9	10	11	12	4th		
Male	0	0	0	0	0	0	0	39	43	38	43	36	54	0	253	
Female	0	0	0	0	0	0	0	42	46	40	52	51	40	0	271	
<b>Total</b>	0	0	0	0	0	0	0	81	89	78	95	87	94	0	524	

**Enrolment By Grade**  
For Marystown Central High School



\* Data from the 1999-00 AGR(Enrolment/Age as of the last day in Sept./Dec.)

\*\* Newfoundland Statistics Classification System

\*\*\* May include itinerant teachers

District 7 - Burin Peninsula

School #: 209

Pearce Regional High, Burin

Classification: Rural Community/Southern Region\*\*

Grades: 10-12

Number of Grades: 3

[School FTE PTR : 16.3](#)

[District FTE PTR : 13.5](#)

[Provincial FTE PTR : 14.3](#)

[FTE Teachers](#) \*\*\* : 25.5

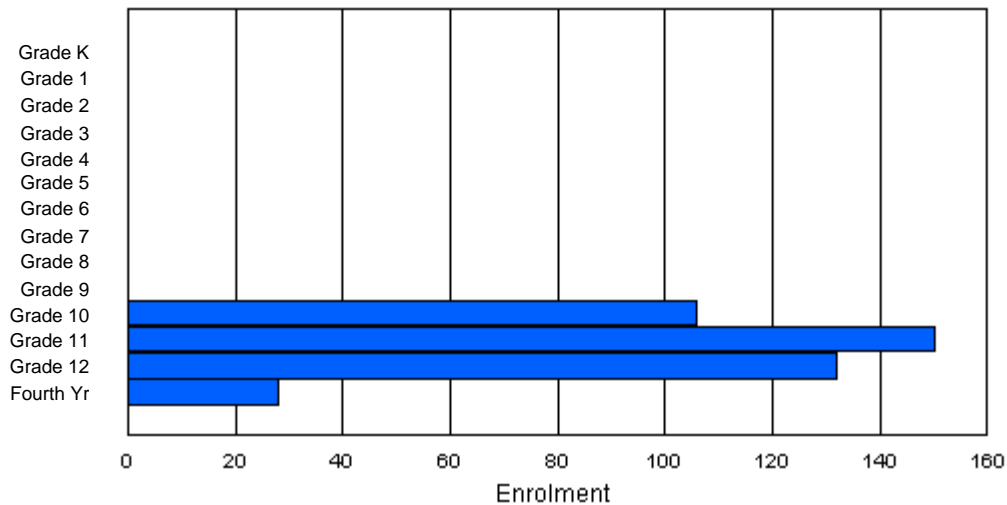
**Enrolment By Age and Gender**

Gender	Age																Total
	5	6	7	8	9	10	11	12	13	14	15	16	17	18	19	20>	
Male	0	0	0	0	0	0	0	0	0	1	47	73	51	21	6	2	201
Female	0	0	0	0	0	0	0	0	0	1	45	72	79	16	2	0	215
Total	0	0	0	0	0	0	0	0	0	2	92	145	130	37	8	2	416

**Enrolment By Grade and Gender**

Gender	Grade														Total
	K	1	2	3	4	5	6	7	8	9	10	11	12	4th	
Male	0	0	0	0	0	0	0	0	0	0	56	73	53	19	201
Female	0	0	0	0	0	0	0	0	0	0	50	77	79	9	215
Total	0	0	0	0	0	0	0	0	0	0	106	150	132	28	416

**Enrolment By Grade**  
For Pearce Regional High



\* Data from the 1999-00 AGR(Enrolment/Age as of the last day in Sept./Dec.)

\*\* Newfoundland Statistics Classification System

\*\*\* May include itinerant teachers



District 7 - Burin Peninsula

School #: 220

Sacred Heart Elementary, Marystown

Classification: Urban Community/Southern Region\*\*

Grades: K-6

Number of Grades: 7

[School FTE PTR : 14.8](#)

[District FTE PTR : 13.5](#)

[Provincial FTE PTR : 14.3](#)

[FTE Teachers](#) \*\*\* : 37.8

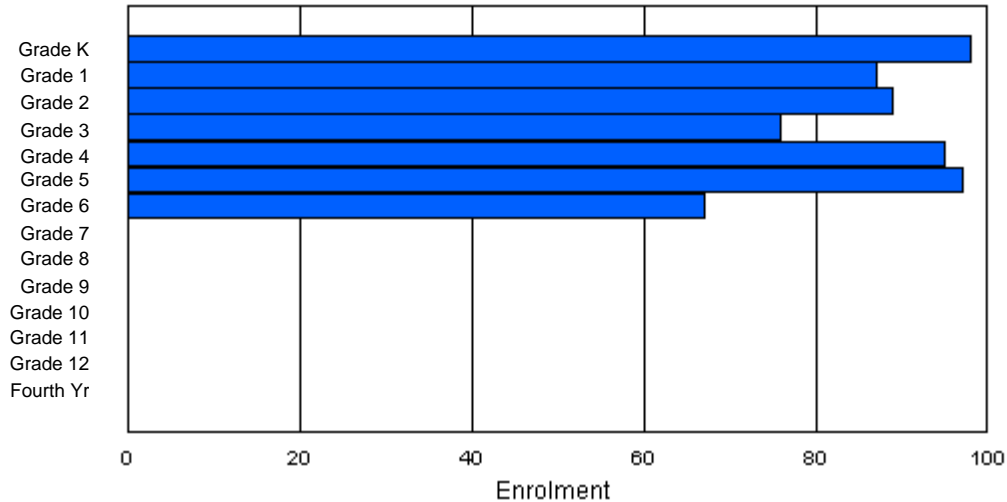
**Enrolment By Age and Gender**

Gender	Age																Total
	5	6	7	8	9	10	11	12	13	14	15	16	17	18	19	20>	
Male	56	50	44	36	48	41	37	3	0	0	0	0	0	0	0	0	315
Female	41	36	45	37	49	46	38	1	1	0	0	0	0	0	0	0	294
<b>Total</b>	<b>97</b>	<b>86</b>	<b>89</b>	<b>73</b>	<b>97</b>	<b>87</b>	<b>75</b>	<b>4</b>	<b>1</b>	<b>0</b>	<b>0</b>	<b>0</b>	<b>0</b>	<b>0</b>	<b>0</b>	<b>0</b>	<b>609</b>

**Enrolment By Grade and Gender**

Gender	Grade														Total
	K	1	2	3	4	5	6	7	8	9	10	11	12	4th	
Male	58	50	44	38	45	50	30	0	0	0	0	0	0	0	315
Female	40	37	45	38	50	47	37	0	0	0	0	0	0	0	294
<b>Total</b>	<b>98</b>	<b>87</b>	<b>89</b>	<b>76</b>	<b>95</b>	<b>97</b>	<b>67</b>	<b>0</b>	<b>0</b>	<b>0</b>	<b>0</b>	<b>0</b>	<b>0</b>	<b>0</b>	<b>609</b>

**Enrolment By Grade**  
For Sacred Heart Elementary



\* Data from the 1999-00 AGR(Enrolment/Age as of the last day in Sept./Dec.)

\*\* Newfoundland Statistics Classification System

\*\*\* May include itinerant teachers

District 7 - Burin Peninsula

School #: 225

St. Anne's, South East Bight

Classification: Rural Community/Southern Region\*\*

Grades: K,2-6,8-10

Number of Grades: 9

[School FTE PTR : 7.3](#)

[District FTE PTR : 13.5](#)

[Provincial FTE PTR : 14.3](#)

[FTE Teachers](#) \*\*\* : 3.0

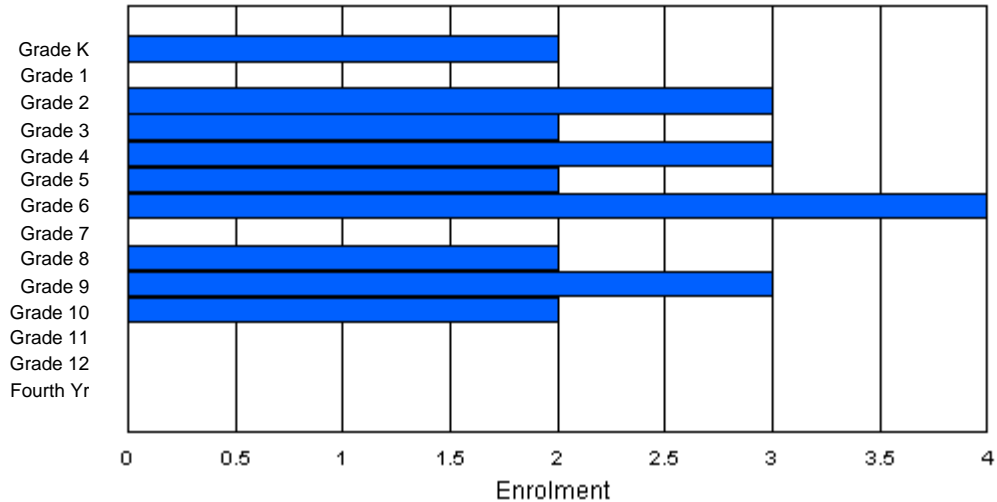
**Enrolment By Age and Gender**

Gender	Age																Total
	5	6	7	8	9	10	11	12	13	14	15	16	17	18	19	20>	
Male	0	0	2	1	2	0	1	0	0	0	2	0	0	0	0	0	8
Female	2	0	1	1	1	2	3	0	2	2	1	0	0	0	0	0	15
<b>Total</b>	<b>2</b>	<b>0</b>	<b>3</b>	<b>2</b>	<b>3</b>	<b>2</b>	<b>4</b>	<b>0</b>	<b>2</b>	<b>2</b>	<b>3</b>	<b>0</b>	<b>0</b>	<b>0</b>	<b>0</b>	<b>0</b>	<b>23</b>

**Enrolment By Grade and Gender**

Gender	Grade															Total
	K	1	2	3	4	5	6	7	8	9	10	11	12	4th		
Male	0	0	2	1	2	0	1	0	0	0	2	0	0	0	0	8
Female	2	0	1	1	1	2	3	0	2	3	0	0	0	0	0	15
<b>Total</b>	<b>2</b>	<b>0</b>	<b>3</b>	<b>2</b>	<b>3</b>	<b>2</b>	<b>4</b>	<b>0</b>	<b>2</b>	<b>3</b>	<b>2</b>	<b>0</b>	<b>0</b>	<b>0</b>	<b>0</b>	<b>23</b>

**Enrolment By Grade**  
For St. Anne's



\* Data from the 1999-00 AGR(Enrolment/Age as of the last day in Sept./Dec.)

\*\* Newfoundland Statistics Classification System

\*\*\* May include itinerant teachers

District 7 - Burin Peninsula

School #: 226

St. Bernard's All Grade, St. Bernard's

Classification: Rural Community/Southern Region\*\*

Grades: K-12

Number of Grades: 13

[School FTE PTR : 11.5](#)

[District FTE PTR : 13.5](#)

[Provincial FTE PTR : 14.3](#)

[FTE Teachers](#) \*\*\* : 19.8

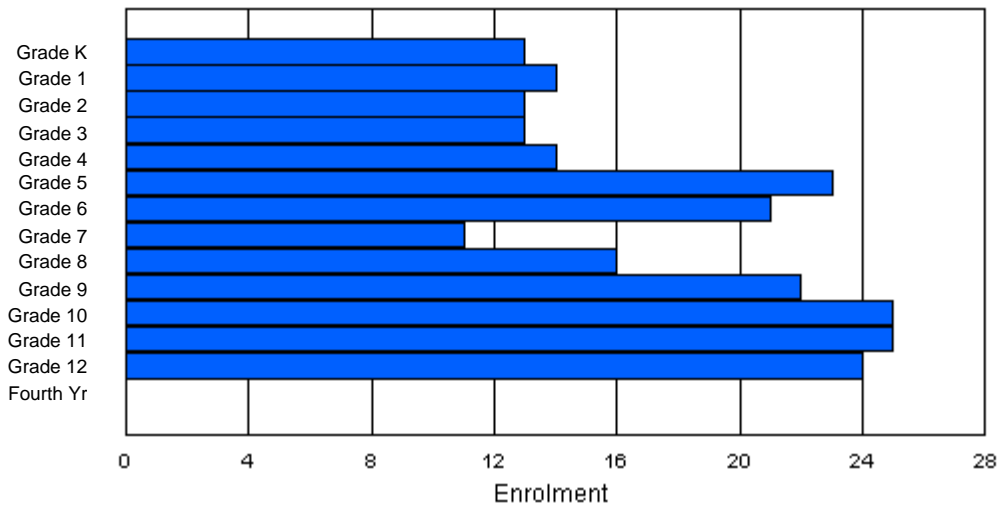
**Enrolment By Age and Gender**

Gender	Age																Total
	5	6	7	8	9	10	11	12	13	14	15	16	17	18	19	20>	
Male	7	7	8	6	8	12	9	9	10	12	17	7	12	1	0	1	126
Female	6	7	5	7	6	9	12	2	8	7	9	16	14	0	0	0	108
<b>Total</b>	<b>13</b>	<b>14</b>	<b>13</b>	<b>13</b>	<b>14</b>	<b>21</b>	<b>21</b>	<b>11</b>	<b>18</b>	<b>19</b>	<b>26</b>	<b>23</b>	<b>26</b>	<b>1</b>	<b>0</b>	<b>1</b>	<b>234</b>

**Enrolment By Grade and Gender**

Gender	Grade															Total
	K	1	2	3	4	5	6	7	8	9	10	11	12	4th		
Male	7	7	8	6	8	14	9	9	8	15	15	9	11	0	126	
Female	6	7	5	7	6	9	12	2	8	7	10	16	13	0	108	
<b>Total</b>	<b>13</b>	<b>14</b>	<b>13</b>	<b>13</b>	<b>14</b>	<b>23</b>	<b>21</b>	<b>11</b>	<b>16</b>	<b>22</b>	<b>25</b>	<b>25</b>	<b>24</b>	<b>0</b>	<b>234</b>	

**Enrolment By Grade**  
For St. Bernard's All Grade



\* Data from the 1999-00 AGR(Enrolment/Age as of the last day in Sept./Dec.)

\*\* Newfoundland Statistics Classification System

\*\*\* May include itinerant teachers

District 7 - Burin Peninsula

School #: 212

St. George's School, English Harbour East

Classification: Rural Community/Southern Region\*\*

Grades: 1-3,5-8

Number of Grades: 7

[School FTE PTR : 8.7](#)

[District FTE PTR : 13.5](#)

[Provincial FTE PTR : 14.3](#)

[FTE Teachers](#) \*\*\* : 3.0

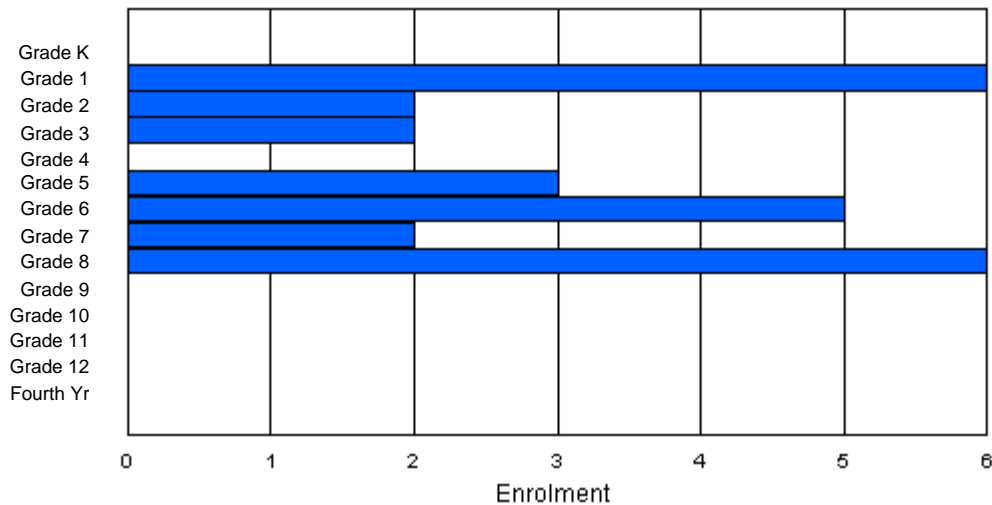
**Enrolment By Age and Gender**

Gender	Age																Total
	5	6	7	8	9	10	11	12	13	14	15	16	17	18	19	20>	
Male	0	3	1	0	0	1	0	3	3	1	0	0	1	0	0	0	13
Female	0	3	1	2	0	1	4	0	1	0	0	0	1	0	0	0	13
<b>Total</b>	<b>0</b>	<b>6</b>	<b>2</b>	<b>2</b>	<b>0</b>	<b>2</b>	<b>4</b>	<b>3</b>	<b>4</b>	<b>1</b>	<b>0</b>	<b>0</b>	<b>2</b>	<b>0</b>	<b>0</b>	<b>0</b>	<b>26</b>

**Enrolment By Grade and Gender**

Gender	Grade															Total
	K	1	2	3	4	5	6	7	8	9	10	11	12	4th		
Male	0	3	1	0	0	2	1	2	4	0	0	0	0	0	0	13
Female	0	3	1	2	0	1	4	0	2	0	0	0	0	0	0	13
<b>Total</b>	<b>0</b>	<b>6</b>	<b>2</b>	<b>2</b>	<b>0</b>	<b>3</b>	<b>5</b>	<b>2</b>	<b>6</b>	<b>0</b>	<b>0</b>	<b>0</b>	<b>0</b>	<b>0</b>	<b>0</b>	<b>26</b>

**Enrolment By Grade**  
For St. George's School



\* Data from the 1999-00 AGR(Enrolment/Age as of the last day in Sept./Dec.)

\*\* Newfoundland Statistics Classification System

\*\*\* May include itinerant teachers

District 7 - Burin Peninsula

School #: 218

St. Joseph's Acad, Lamaline

Classification: Rural Community/Southern Region\*\*

Grades: K-12

Number of Grades: 13

[School FTE PTR : 12.4](#)

[District FTE PTR : 13.5](#)

[Provincial FTE PTR : 14.3](#)

[FTE Teachers](#) \*\*\* : 19.5

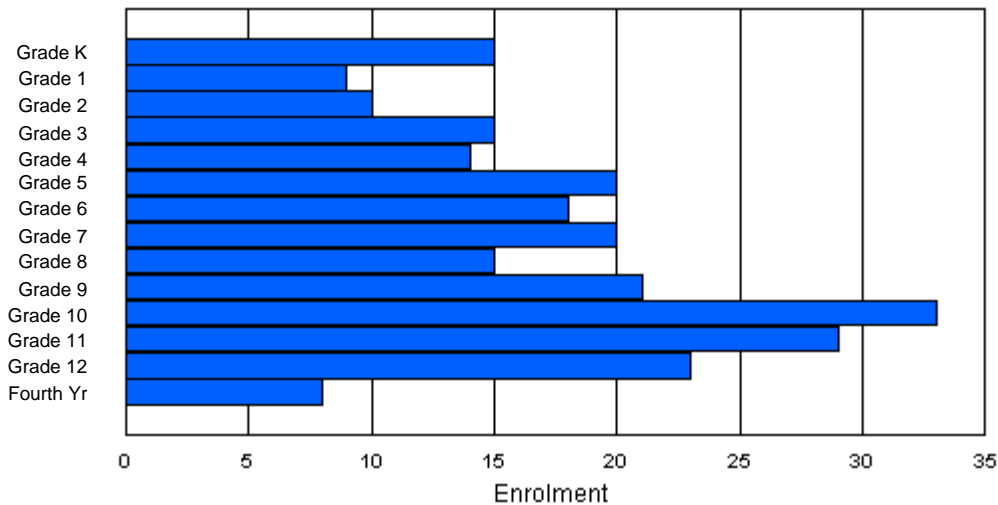
**Enrolment By Age and Gender**

Gender	Age																	Total
	5	6	7	8	9	10	11	12	13	14	15	16	17	18	19	20>		
Male	10	4	4	4	7	12	10	8	5	16	9	26	16	4	4	1	140	
Female	5	5	6	10	7	10	5	11	9	7	9	14	9	2	0	1	110	
<b>Total</b>	<b>15</b>	<b>9</b>	<b>10</b>	<b>14</b>	<b>14</b>	<b>22</b>	<b>15</b>	<b>19</b>	<b>14</b>	<b>23</b>	<b>18</b>	<b>40</b>	<b>25</b>	<b>6</b>	<b>4</b>	<b>2</b>	<b>250</b>	

**Enrolment By Grade and Gender**

Gender	Grade															Total
	K	1	2	3	4	5	6	7	8	9	10	11	12	4th		
Male	10	4	4	4	8	10	12	9	7	13	24	15	14	6	140	
Female	5	5	6	11	6	10	6	11	8	8	9	14	9	2	110	
<b>Total</b>	<b>15</b>	<b>9</b>	<b>10</b>	<b>15</b>	<b>14</b>	<b>20</b>	<b>18</b>	<b>20</b>	<b>15</b>	<b>21</b>	<b>33</b>	<b>29</b>	<b>23</b>	<b>8</b>	<b>250</b>	

**Enrolment By Grade**  
For St. Joseph's Acad



\* Data from the 1999-00 AGR(Enrolment/Age as of the last day in Sept./Dec.)

\*\* Newfoundland Statistics Classification System

\*\*\* May include itinerant teachers

District 7 - Burin Peninsula

School #: 229

St. Joseph's All Grade, Terrenceville

Classification: Rural Community/Southern Region\*\*

Grades: K-12

Number of Grades: 13

[School FTE PTR : 11.0](#)

[District FTE PTR : 13.5](#)

[Provincial FTE PTR : 14.3](#)

[FTE Teachers](#) \*\*\* : 15.5

**Enrolment By Age and Gender**

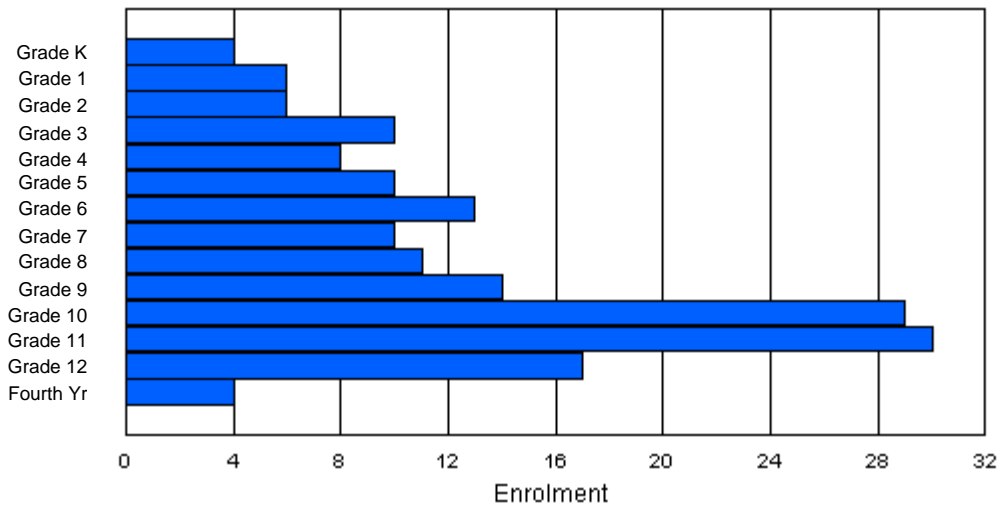
Gender	Age																	Total
	5	6	7	8	9	10	11	12	13	14	15	16	17	18	19	20>		
Male	2	3	4	3	3	5	3	7	4	4	8	14	8	9	2	0	79	
Female	2	2	3	5	5	4	8	7	4	6	17	14	13	2	1	0	93	
<b>Total</b>	<b>4</b>	<b>5</b>	<b>7</b>	<b>8</b>	<b>8</b>	<b>9</b>	<b>11</b>	<b>14</b>	<b>8</b>	<b>10</b>	<b>25</b>	<b>28</b>	<b>21</b>	<b>11</b>	<b>3</b>	<b>0</b>	<b>172</b>	

**Enrolment By Grade and Gender**

Gender	Grade															Total
	K	1	2	3	4	5	6	7	8	9	10	11	12	4th		
Male	2	4	3	4	4	3	6	5	5	5	12	17	5	4	79	
Female	2	2	3	6	4	7	7	5	6	9	17	13	12	0	93	
<b>Total</b>	<b>4</b>	<b>6</b>	<b>6</b>	<b>10</b>	<b>8</b>	<b>10</b>	<b>13</b>	<b>10</b>	<b>11</b>	<b>14</b>	<b>29</b>	<b>30</b>	<b>17</b>	<b>4</b>	<b>172</b>	

**Enrolment By Grade**

For St. Joseph's All Grade



\* Data from the 1999-00 AGR(Enrolment/Age as of the last day in Sept./Dec.)

\*\* Newfoundland Statistics Classification System

\*\*\* May include itinerant teachers

District 7 - Burin Peninsula

School #: 228

St. Lawrence CH, St. Lawrence

Classification: Rural Community/Southern Region\*\*

Grades: 7-12

Number of Grades: 6

[School FTE PTR : 14.2](#)

[District FTE PTR : 13.5](#)

[Provincial FTE PTR : 14.3](#)

[FTE Teachers](#) \*\*\* : 12.5

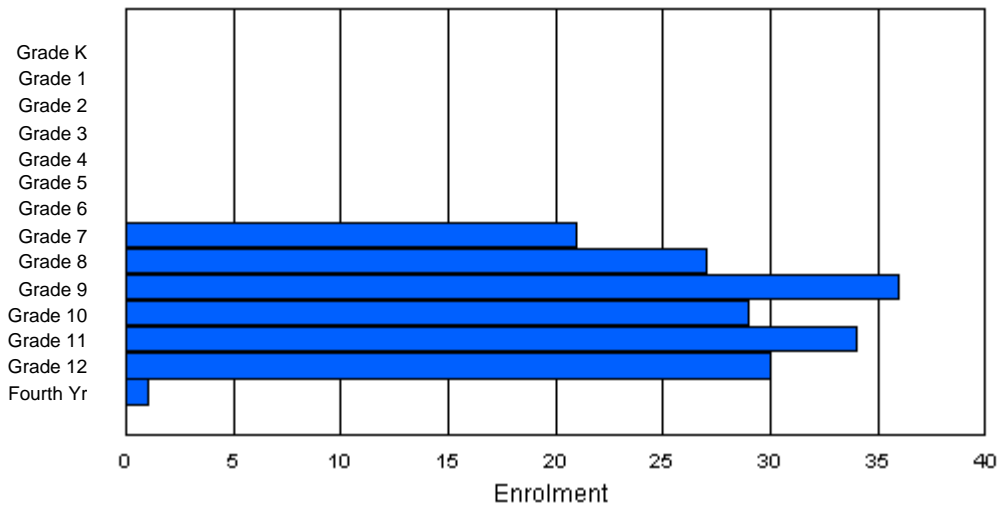
**Enrolment By Age and Gender**

Gender	Age																	Total
	5	6	7	8	9	10	11	12	13	14	15	16	17	18	19	20>		
Male	0	0	0	0	0	0	0	5	10	16	13	18	12	3	0	0	77	
Female	0	0	0	0	0	0	0	14	13	23	14	19	15	3	0	0	101	
<b>Total</b>	0	0	0	0	0	0	0	19	23	39	27	37	27	6	0	0	178	

**Enrolment By Grade and Gender**

Gender	Grade															Total
	K	1	2	3	4	5	6	7	8	9	10	11	12	4th		
Male	0	0	0	0	0	0	0	6	13	14	14	17	12	1	77	
Female	0	0	0	0	0	0	0	15	14	22	15	17	18	0	101	
<b>Total</b>	0	0	0	0	0	0	0	21	27	36	29	34	30	1	178	

**Enrolment By Grade**  
For St. Lawrence CH



\* Data from the 1999-00 AGR(Enrolment/Age as of the last day in Sept./Dec.)

\*\* Newfoundland Statistics Classification System

\*\*\* May include itinerant teachers

District 7 - Burin Peninsula

School #: 216

St. Thomas School, Grand le Pierre

Classification: Rural Community/Southern Region\*\*

Grades: K-4,6-9

Number of Grades: 9

[School FTE PTR : 13.8](#)

[District FTE PTR : 13.5](#)

[Provincial FTE PTR : 14.3](#)

[FTE Teachers](#) \*\*\* : 3.0

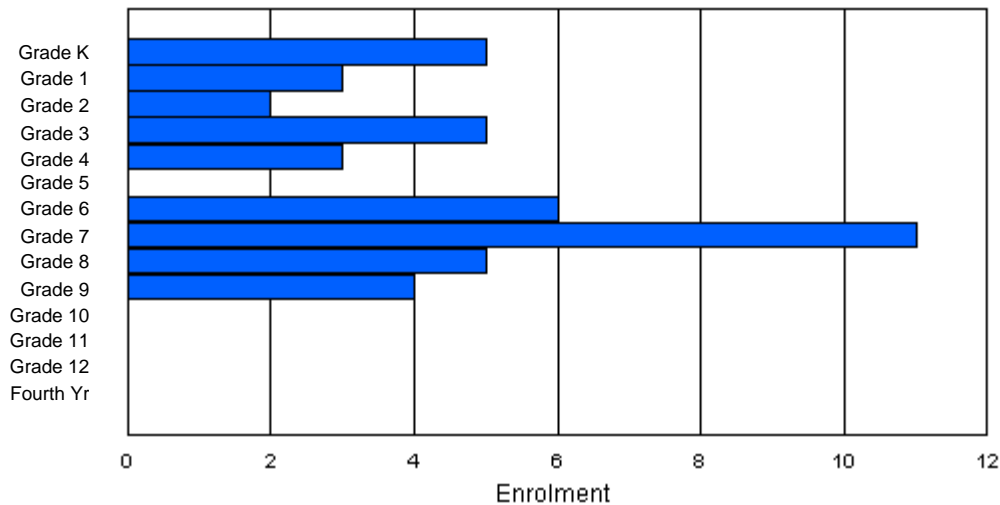
**Enrolment By Age and Gender**

Gender	Age																	Total
	5	6	7	8	9	10	11	12	13	14	15	16	17	18	19	20>		
Male	3	2	0	2	1	2	5	4	2	3	1	0	0	0	0	0	25	
Female	2	1	2	2	1	0	2	4	3	2	0	0	0	0	0	0	19	
<b>Total</b>	<b>5</b>	<b>3</b>	<b>2</b>	<b>4</b>	<b>2</b>	<b>2</b>	<b>7</b>	<b>8</b>	<b>5</b>	<b>5</b>	<b>1</b>	<b>0</b>	<b>0</b>	<b>0</b>	<b>0</b>	<b>0</b>	<b>44</b>	

**Enrolment By Grade and Gender**

Gender	Grade															Total
	K	1	2	3	4	5	6	7	8	9	10	11	12	4th		
Male	3	2	0	3	2	0	4	6	3	2	0	0	0	0	25	
Female	2	1	2	2	1	0	2	5	2	2	0	0	0	0	19	
<b>Total</b>	<b>5</b>	<b>3</b>	<b>2</b>	<b>5</b>	<b>3</b>	<b>0</b>	<b>6</b>	<b>11</b>	<b>5</b>	<b>4</b>	<b>0</b>	<b>0</b>	<b>0</b>	<b>0</b>	<b>44</b>	

**Enrolment By Grade**  
For St. Thomas School



\* Data from the 1999-00 AGR(Enrolment/Age as of the last day in Sept./Dec.)

\*\* Newfoundland Statistics Classification System

\*\*\* May include itinerant teachers



District 7 - Burin Peninsula

School #: 222

Sts. J. Fisher & T. More, Petite Forte

Classification: Rural Community/Southern Region\*\*

Grades: K,2-4

Number of Grades: 4

[School FTE PTR : 5.5](#)

[District FTE PTR : 13.5](#)

[Provincial FTE PTR : 14.3](#)

[FTE Teachers](#) \*\*\* : 1.0

**Enrolment By Age and Gender**

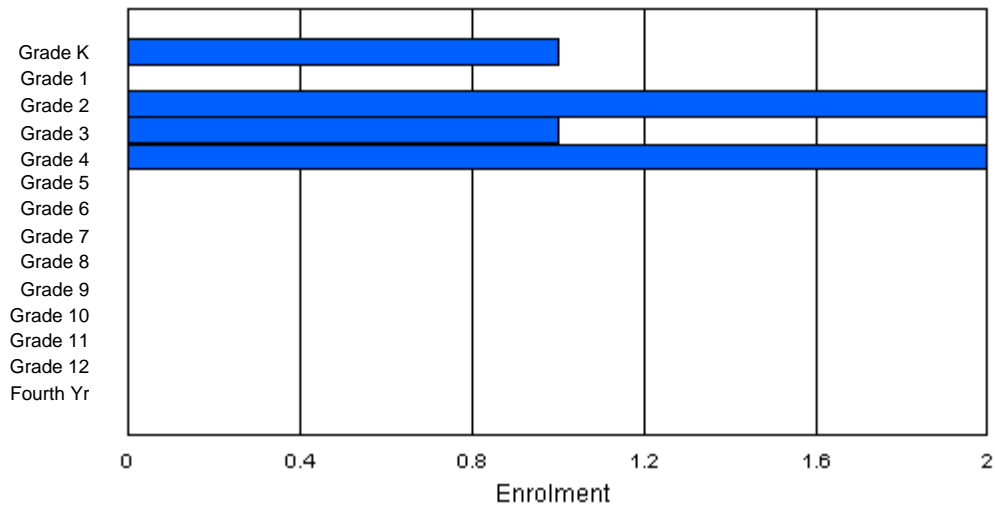
Gender	Age																Total
	5	6	7	8	9	10	11	12	13	14	15	16	17	18	19	20>	
Male	0	0	1	1	1	0	0	0	0	0	0	0	0	0	0	0	3
Female	1	0	1	0	1	0	0	0	0	0	0	0	0	0	0	0	3
<b>Total</b>	<b>1</b>	<b>0</b>	<b>2</b>	<b>1</b>	<b>2</b>	<b>0</b>	<b>0</b>	<b>0</b>	<b>0</b>	<b>0</b>	<b>0</b>	<b>0</b>	<b>0</b>	<b>0</b>	<b>0</b>	<b>0</b>	<b>6</b>

**Enrolment By Grade and Gender**

Gender	Grade															Total
	K	1	2	3	4	5	6	7	8	9	10	11	12	4th		
Male	0	0	1	1	1	0	0	0	0	0	0	0	0	0	0	3
Female	1	0	1	0	1	0	0	0	0	0	0	0	0	0	0	3
<b>Total</b>	<b>1</b>	<b>0</b>	<b>2</b>	<b>1</b>	<b>2</b>	<b>0</b>	<b>0</b>	<b>0</b>	<b>0</b>	<b>0</b>	<b>0</b>	<b>0</b>	<b>0</b>	<b>0</b>	<b>0</b>	<b>6</b>

**Enrolment By Grade**

For Sts. J. Fisher & T. More



\* Data from the 1999-00 AGR(Enrolment/Age as of the last day in Sept./Dec.)

\*\* Newfoundland Statistics Classification System

\*\*\* May include itinerant teachers

District 8 - Vista

School #: 237

Anthony Paddon Elementary, Musgravetown

Classification: Rural Community/Central Region\*\*

Grades: K-10

Number of Grades: 11

[School FTE PTR : 14.8](#)

[District FTE PTR : 13.5](#)

[Provincial FTE PTR : 14.3](#)

[FTE Teachers](#) \*\*\* : 20.3

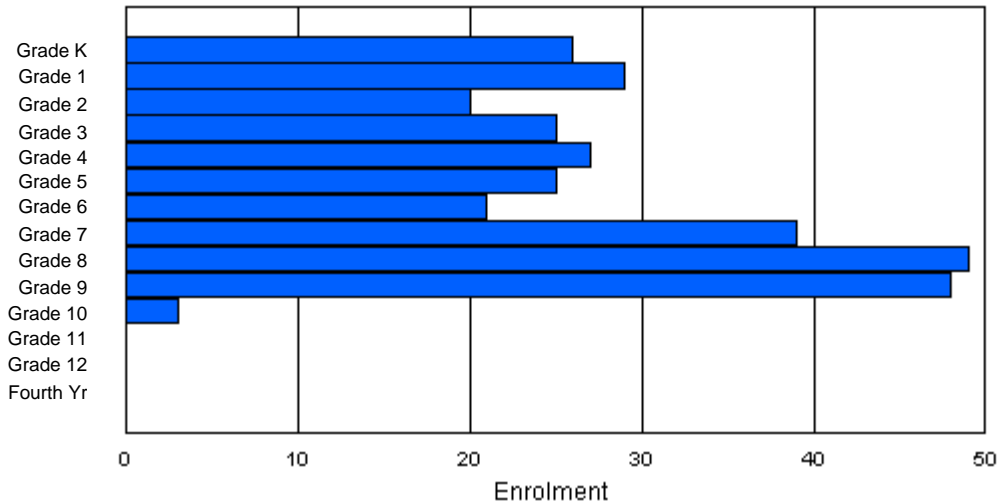
**Enrolment By Age and Gender**

Gender	Age																Total
	5	6	7	8	9	10	11	12	13	14	15	16	17	18	19	20>	
Male	15	18	10	9	16	11	11	19	31	27	5	0	0	0	0	0	172
Female	11	12	10	16	9	17	9	19	17	19	1	0	0	0	0	0	140
<b>Total</b>	<b>26</b>	<b>30</b>	<b>20</b>	<b>25</b>	<b>25</b>	<b>28</b>	<b>20</b>	<b>38</b>	<b>48</b>	<b>46</b>	<b>6</b>	<b>0</b>	<b>0</b>	<b>0</b>	<b>0</b>	<b>0</b>	<b>312</b>

**Enrolment By Grade and Gender**

Gender	Grade														Total
	K	1	2	3	4	5	6	7	8	9	10	11	12	4th	
Male	15	17	10	9	17	9	12	19	33	28	3	0	0	0	172
Female	11	12	10	16	10	16	9	20	16	20	0	0	0	0	140
<b>Total</b>	<b>26</b>	<b>29</b>	<b>20</b>	<b>25</b>	<b>27</b>	<b>25</b>	<b>21</b>	<b>39</b>	<b>49</b>	<b>48</b>	<b>3</b>	<b>0</b>	<b>0</b>	<b>0</b>	<b>312</b>

**Enrolment By Grade**  
For Anthony Paddon Elementary



\* Data from the 1999-00 AGR(Enrolment/Age as of the last day in Sept./Dec.)

\*\* Newfoundland Statistics Classification System

\*\*\* May include itinerant teachers

**School Description Report  
1999-00**

District 8 - Vista

School #: 243

Balbo Elementary School, Shoal Harbour

Classification: Urban Community/Central Region\*\*

Grades: K-8

Number of Grades: 9

[School FTE PTR : 15.4](#)

[District FTE PTR : 13.5](#)

[Provincial FTE PTR : 14.3](#)

[FTE Teachers](#) \*\*\* : 23.0

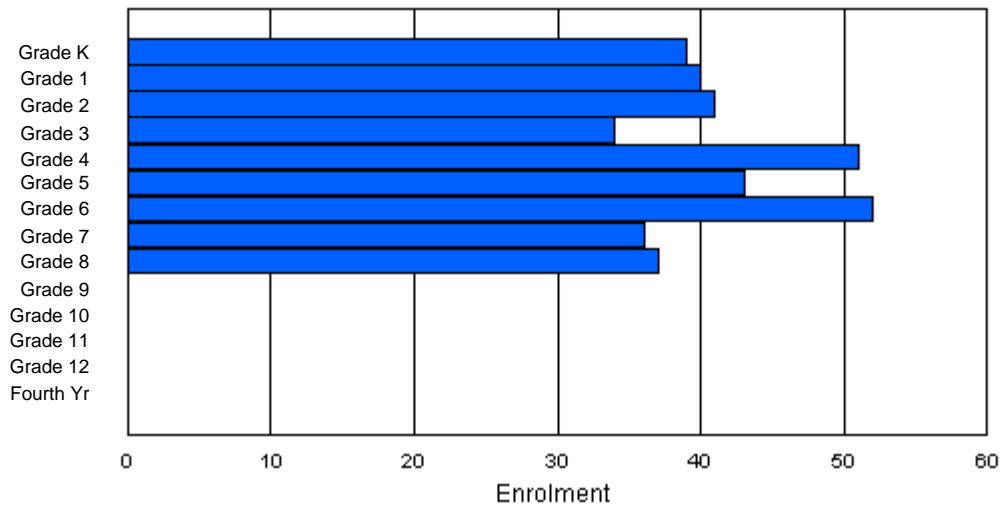
**Enrolment By Age and Gender**

Gender	Age																Total
	5	6	7	8	9	10	11	12	13	14	15	16	17	18	19	20>	
Male	25	21	23	15	29	14	26	20	22	0	1	0	0	0	0	0	196
Female	14	19	18	18	23	27	27	17	14	0	0	0	0	0	0	0	177
<b>Total</b>	<b>39</b>	<b>40</b>	<b>41</b>	<b>33</b>	<b>52</b>	<b>41</b>	<b>53</b>	<b>37</b>	<b>36</b>	<b>0</b>	<b>1</b>	<b>0</b>	<b>0</b>	<b>0</b>	<b>0</b>	<b>0</b>	<b>373</b>

**Enrolment By Grade and Gender**

Gender	Grade														Total
	K	1	2	3	4	5	6	7	8	9	10	11	12	4th	
Male	25	21	23	16	28	16	25	19	23	0	0	0	0	0	196
Female	14	19	18	18	23	27	27	17	14	0	0	0	0	0	177
<b>Total</b>	<b>39</b>	<b>40</b>	<b>41</b>	<b>34</b>	<b>51</b>	<b>43</b>	<b>52</b>	<b>36</b>	<b>37</b>	<b>0</b>	<b>0</b>	<b>0</b>	<b>0</b>	<b>0</b>	<b>373</b>

**Enrolment By Grade**  
For Balbo Elementary School



\* Data from the 1999-00 AGR(Enrolment/Age as of the last day in Sept./Dec.)

\*\* Newfoundland Statistics Classification System

\*\*\* May include itinerant teachers

District 8 - Vista

School #: 240

Bishop White All Grade, Port Rexton

Classification: Rural Community/Central Region\*\*

Grades: K-12

Number of Grades: 13

[School FTE PTR : 11.9](#)

[District FTE PTR : 13.5](#)

[Provincial FTE PTR : 14.3](#)

[FTE Teachers](#) \*\*\* : 20.1

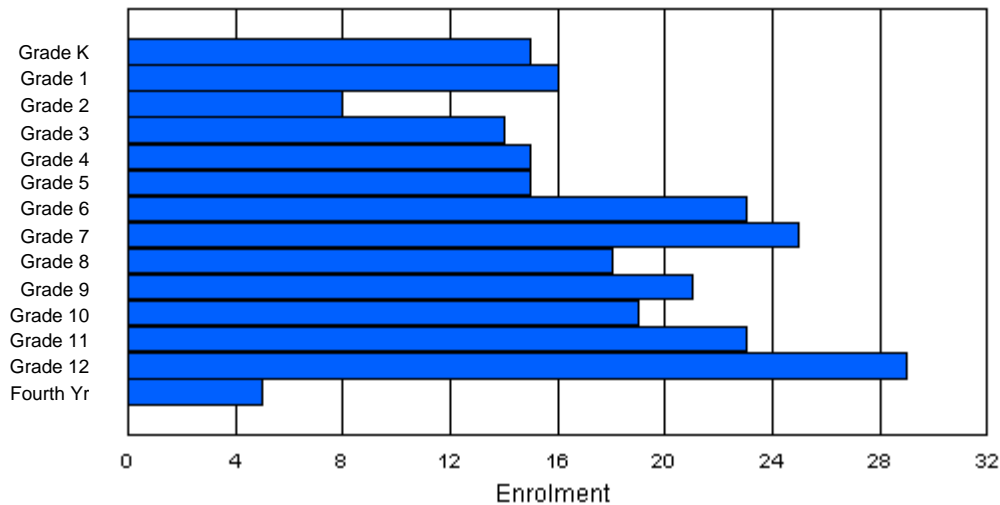
**Enrolment By Age and Gender**

Gender	Age																Total
	5	6	7	8	9	10	11	12	13	14	15	16	17	18	19	20>	
Male	9	11	3	5	6	7	12	7	9	10	8	14	13	4	1	0	119
Female	6	5	5	8	9	9	11	16	11	8	12	7	14	5	1	0	127
<b>Total</b>	<b>15</b>	<b>16</b>	<b>8</b>	<b>13</b>	<b>15</b>	<b>16</b>	<b>23</b>	<b>23</b>	<b>20</b>	<b>18</b>	<b>20</b>	<b>21</b>	<b>27</b>	<b>9</b>	<b>2</b>	<b>0</b>	<b>246</b>

**Enrolment By Grade and Gender**

Gender	Grade														Total
	K	1	2	3	4	5	6	7	8	9	10	11	12	4th	
Male	9	11	3	6	6	6	12	7	9	12	7	16	13	2	119
Female	6	5	5	8	9	9	11	18	9	9	12	7	16	3	127
<b>Total</b>	<b>15</b>	<b>16</b>	<b>8</b>	<b>14</b>	<b>15</b>	<b>15</b>	<b>23</b>	<b>25</b>	<b>18</b>	<b>21</b>	<b>19</b>	<b>23</b>	<b>29</b>	<b>5</b>	<b>246</b>

**Enrolment By Grade**  
For Bishop White All Grade



\* Data from the 1999-00 AGR(Enrolment/Age as of the last day in Sept./Dec.)

\*\* Newfoundland Statistics Classification System

\*\*\* May include itinerant teachers

District 8 - Vista

School #: 234

Catalina Elementary School, Catalina

Classification: Rural Community/Central Region\*\*

Grades: K-7

Number of Grades: 8

[School FTE PTR : 15.7](#)

[District FTE PTR : 13.5](#)

[Provincial FTE PTR : 14.3](#)

[FTE Teachers](#) \*\*\* : 14.0

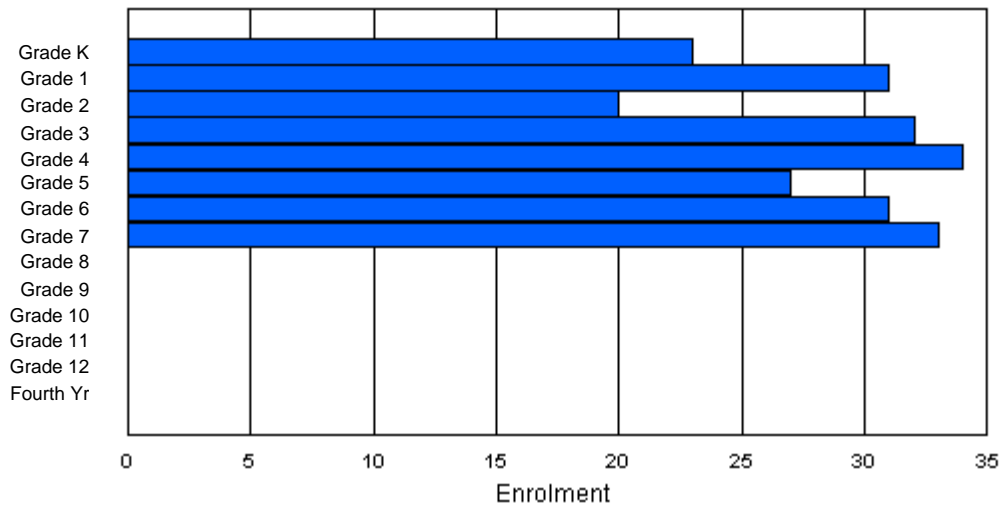
**Enrolment By Age and Gender**

Gender	Age																Total
	5	6	7	8	9	10	11	12	13	14	15	16	17	18	19	20>	
Male	15	18	10	19	20	16	15	13	0	0	0	0	0	0	0	0	126
Female	8	13	10	13	14	11	16	20	0	0	0	0	0	0	0	0	105
<b>Total</b>	<b>23</b>	<b>31</b>	<b>20</b>	<b>32</b>	<b>34</b>	<b>27</b>	<b>31</b>	<b>33</b>	<b>0</b>	<b>0</b>	<b>0</b>	<b>0</b>	<b>0</b>	<b>0</b>	<b>0</b>	<b>0</b>	<b>231</b>

**Enrolment By Grade and Gender**

Gender	Grade														Total
	K	1	2	3	4	5	6	7	8	9	10	11	12	4th	
Male	15	18	10	19	20	16	15	13	0	0	0	0	0	0	126
Female	8	13	10	13	14	11	16	20	0	0	0	0	0	0	105
<b>Total</b>	<b>23</b>	<b>31</b>	<b>20</b>	<b>32</b>	<b>34</b>	<b>27</b>	<b>31</b>	<b>33</b>	<b>0</b>	<b>0</b>	<b>0</b>	<b>0</b>	<b>0</b>	<b>0</b>	<b>231</b>

**Enrolment By Grade**  
For Catalina Elementary School



\* Data from the 1999-00 AGR(Enrolment/Age as of the last day in Sept./Dec.)

\*\* Newfoundland Statistics Classification System

\*\*\* May include itinerant teachers

District 8 - Vista

School #: 235

Clarenville High School, Clarenville

Classification: Urban Community/Central Region\*\*

Grades: 9-12

Number of Grades: 4

[School FTE PTR : 16.6](#)

[District FTE PTR : 13.5](#)

[Provincial FTE PTR : 14.3](#)

[FTE Teachers](#) \*\*\* : 29.4

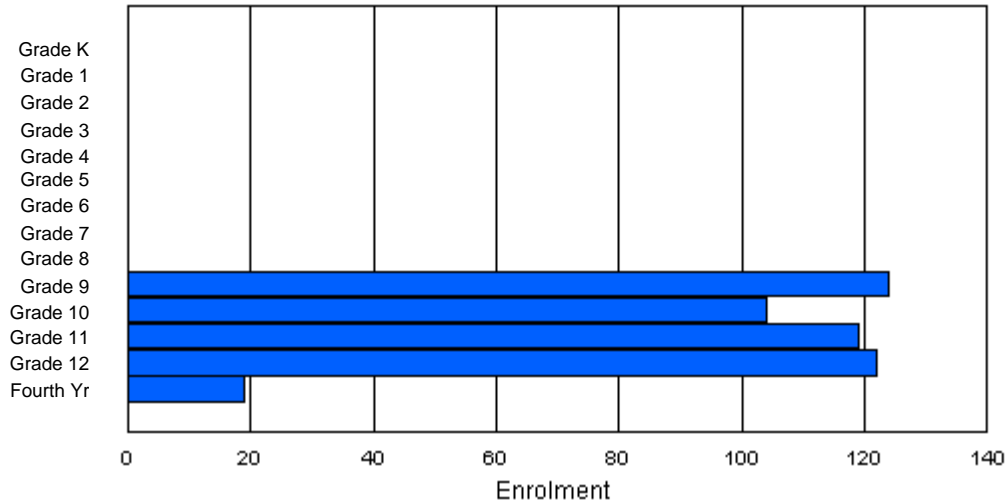
**Enrolment By Age and Gender**

Gender	Age																	Total
	5	6	7	8	9	10	11	12	13	14	15	16	17	18	19	20>		
Male	0	0	0	0	0	0	0	0	0	56	44	50	60	15	1	1	227	
Female	0	0	0	0	0	0	0	0	0	64	61	64	62	9	1	0	261	
<b>Total</b>	0	0	0	0	0	0	0	0	0	120	105	114	122	24	2	1	488	

**Enrolment By Grade and Gender**

Gender	Grade															Total
	K	1	2	3	4	5	6	7	8	9	10	11	12	4th		
Male	0	0	0	0	0	0	0	0	0	57	43	52	59	16	227	
Female	0	0	0	0	0	0	0	0	0	67	61	67	63	3	261	
<b>Total</b>	0	0	0	0	0	0	0	0	0	124	104	119	122	19	488	

**Enrolment By Grade**  
For Clarenville High School



\* Data from the 1999-00 AGR(Enrolment/Age as of the last day in Sept./Dec.)

\*\* Newfoundland Statistics Classification System

\*\*\* May include itinerant teachers

District 8 - Vista

School #: 428

Clarenville Middle School, Clarenville

Classification: Urban Community/Central Region\*\*

Grades: 5-8

Number of Grades: 4

[School FTE PTR : 14.9](#)

[District FTE PTR : 13.5](#)

[Provincial FTE PTR : 14.3](#)

[FTE Teachers](#) \*\*\* : 15.0

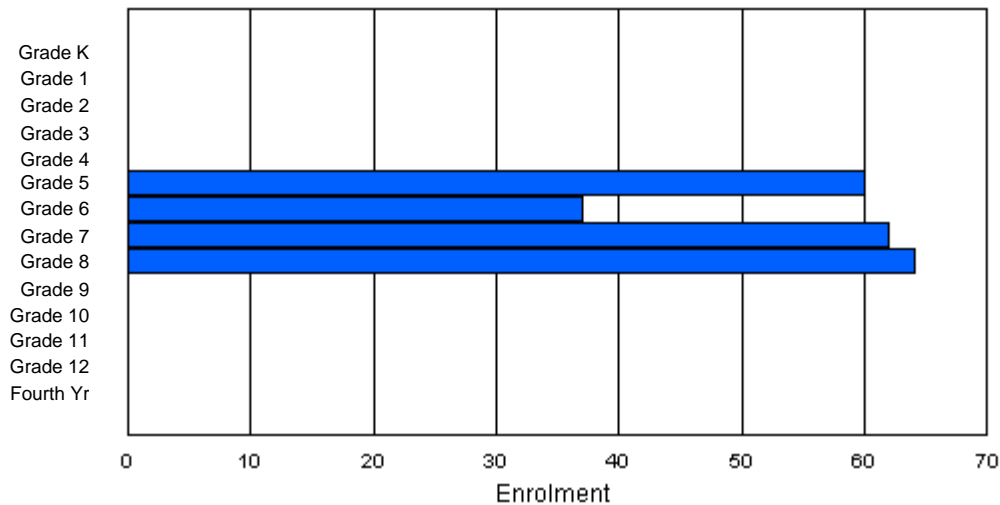
**Enrolment By Age and Gender**

Gender	Age																Total
	5	6	7	8	9	10	11	12	13	14	15	16	17	18	19	20>	
Male	0	0	0	0	3	31	17	27	27	0	0	0	0	0	0	0	105
Female	0	0	0	1	9	24	26	33	25	0	0	0	0	0	0	0	118
<b>Total</b>	<b>0</b>	<b>0</b>	<b>0</b>	<b>1</b>	<b>12</b>	<b>55</b>	<b>43</b>	<b>60</b>	<b>52</b>	<b>0</b>	<b>0</b>	<b>0</b>	<b>0</b>	<b>0</b>	<b>0</b>	<b>0</b>	<b>223</b>

**Enrolment By Grade and Gender**

Gender	Grade														Total
	K	1	2	3	4	5	6	7	8	9	10	11	12	4th	
Male	0	0	0	0	0	31	15	26	33	0	0	0	0	0	105
Female	0	0	0	0	0	29	22	36	31	0	0	0	0	0	118
<b>Total</b>	<b>0</b>	<b>0</b>	<b>0</b>	<b>0</b>	<b>0</b>	<b>60</b>	<b>37</b>	<b>62</b>	<b>64</b>	<b>0</b>	<b>0</b>	<b>0</b>	<b>0</b>	<b>0</b>	<b>223</b>

**Enrolment By Grade**  
For Clarenville Middle School



\* Data from the 1999-00 AGR(Enrolment/Age as of the last day in Sept./Dec.)

\*\* Newfoundland Statistics Classification System

\*\*\* May include itinerant teachers

District 8 - Vista

School #: 429

Clarenville Primary School, Clarenville

Classification: Urban Community/Central Region\*\*

Grades: K-4

Number of Grades: 5

[School FTE PTR : 15.9](#)

[District FTE PTR : 13.5](#)

[Provincial FTE PTR : 14.3](#)

[FTE Teachers](#) \*\*\* : 16.0

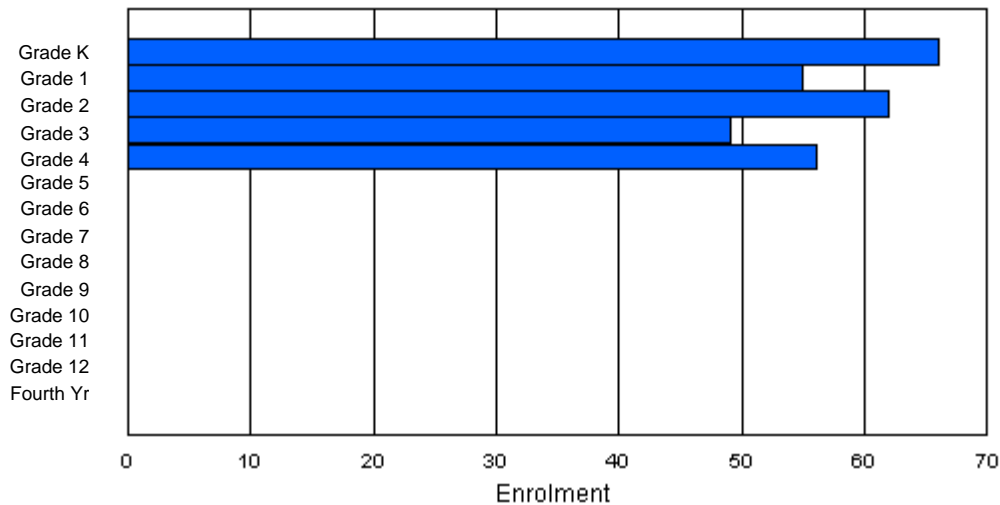
**Enrolment By Age and Gender**

Gender	Age																Total
	5	6	7	8	9	10	11	12	13	14	15	16	17	18	19	20>	
Male	42	25	34	30	33	1	0	0	0	0	0	0	0	0	0	0	165
Female	24	31	28	18	22	0	0	0	0	0	0	0	0	0	0	0	123
<b>Total</b>	<b>66</b>	<b>56</b>	<b>62</b>	<b>48</b>	<b>55</b>	<b>1</b>	<b>0</b>	<b>0</b>	<b>0</b>	<b>0</b>	<b>0</b>	<b>0</b>	<b>0</b>	<b>0</b>	<b>0</b>	<b>0</b>	<b>288</b>

**Enrolment By Grade and Gender**

Gender	Grade															Total
	K	1	2	3	4	5	6	7	8	9	10	11	12	4th		
Male	42	24	34	31	34	0	0	0	0	0	0	0	0	0	0	165
Female	24	31	28	18	22	0	0	0	0	0	0	0	0	0	0	123
<b>Total</b>	<b>66</b>	<b>55</b>	<b>62</b>	<b>49</b>	<b>56</b>	<b>0</b>	<b>0</b>	<b>0</b>	<b>0</b>	<b>0</b>	<b>0</b>	<b>0</b>	<b>0</b>	<b>0</b>	<b>0</b>	<b>288</b>

**Enrolment By Grade**  
For Clarenville Primary School



\* Data from the 1999-00 AGR(Enrolment/Age as of the last day in Sept./Dec.)

\*\* Newfoundland Statistics Classification System

\*\*\* May include itinerant teachers



District 8 - Vista

School #: 231

Discovery Collegiate, Bonavista

Classification: Rural Community/Central Region\*\*

Grades: 7-12

Number of Grades: 6

[School FTE PTR : 16.7](#)

[District FTE PTR : 13.5](#)

[Provincial FTE PTR : 14.3](#)

[FTE Teachers](#) \*\*\* : 38.0

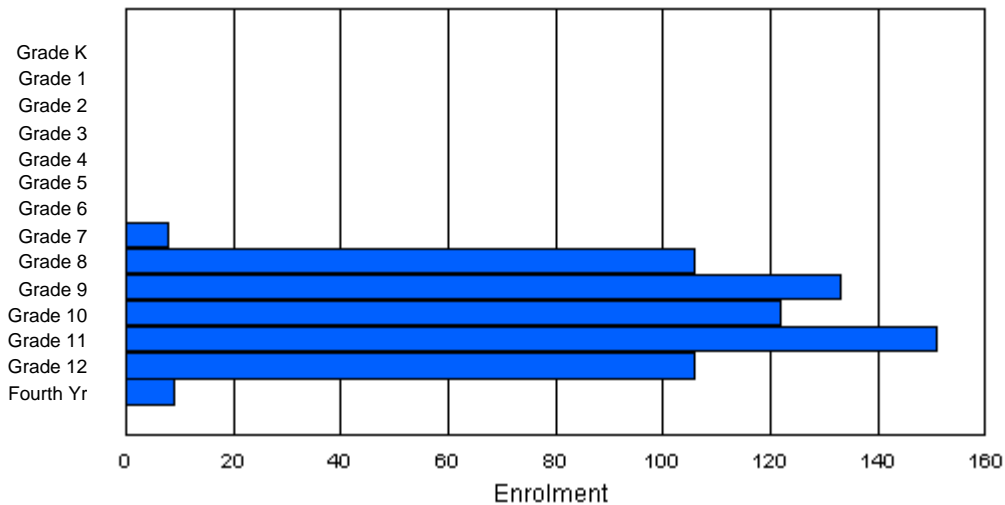
**Enrolment By Age and Gender**

Gender	Age																	Total
	5	6	7	8	9	10	11	12	13	14	15	16	17	18	19	20>		
Male	0	0	0	0	0	0	0	0	50	72	57	65	54	8	1	0	307	
Female	0	0	0	0	0	0	0	0	55	60	69	67	65	8	4	0	328	
<b>Total</b>	0	0	0	0	0	0	0	0	105	132	126	132	119	16	5	0	635	

**Enrolment By Grade and Gender**

Gender	Grade															Total
	K	1	2	3	4	5	6	7	8	9	10	11	12	4th		
Male	0	0	0	0	0	0	0	5	48	74	54	71	52	3	307	
Female	0	0	0	0	0	0	0	3	58	59	68	80	54	6	328	
<b>Total</b>	0	0	0	0	0	0	0	8	106	133	122	151	106	9	635	

**Enrolment By Grade**  
For Discovery Collegiate



\* Data from the 1999-00 AGR(Enrolment/Age as of the last day in Sept./Dec.)

\*\* Newfoundland Statistics Classification System

\*\*\* May include itinerant teachers

District 8 - Vista

School #: 236

L.R. Ash Elementary School, Lethbridge

Classification: Rural Community/Central Region\*\*

Grades: K-6

Number of Grades: 7

[School FTE PTR : 13.4](#)

[FTE Teachers](#) \*\*\* : 8.0

[District FTE PTR : 13.5](#)

[Provincial FTE PTR : 14.3](#)

**Enrolment By Age and Gender**

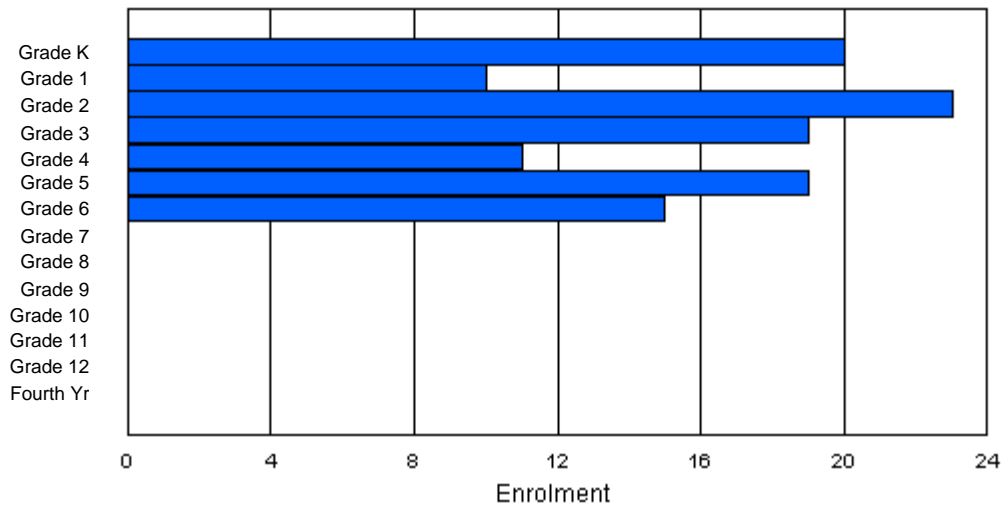
Gender	Age																	Total
	5	6	7	8	9	10	11	12	13	14	15	16	17	18	19	20>		
Male	14	4	10	11	5	10	7	0	0	0	0	0	0	0	0	0	61	
Female	6	6	13	8	6	9	8	0	0	0	0	0	0	0	0	0	56	
<b>Total</b>	<b>20</b>	<b>10</b>	<b>23</b>	<b>19</b>	<b>11</b>	<b>19</b>	<b>15</b>	<b>0</b>	<b>0</b>	<b>0</b>	<b>0</b>	<b>0</b>	<b>0</b>	<b>0</b>	<b>0</b>	<b>0</b>	<b>117</b>	

**Enrolment By Grade and Gender**

Gender	Grade															Total
	K	1	2	3	4	5	6	7	8	9	10	11	12	4th		
Male	14	4	10	11	5	10	7	0	0	0	0	0	0	0	61	
Female	6	6	13	8	6	9	8	0	0	0	0	0	0	0	56	
<b>Total</b>	<b>20</b>	<b>10</b>	<b>23</b>	<b>19</b>	<b>11</b>	<b>19</b>	<b>15</b>	<b>0</b>	<b>0</b>	<b>0</b>	<b>0</b>	<b>0</b>	<b>0</b>	<b>0</b>	<b>117</b>	

**Enrolment By Grade**

For L.R. Ash Elementary School



\* Data from the 1999-00 AGR(Enrolment/Age as of the last day in Sept./Dec.)

\*\* Newfoundland Statistics Classification System

\*\*\* May include itinerant teachers

District 8 - Vista

School #: 232

Matthew Elementary School, Bonavista

Classification: Rural Community/Central Region\*\*

Grades: K-7

Number of Grades: 8

[School FTE PTR : 14.4](#)

[District FTE PTR : 13.5](#)

[Provincial FTE PTR : 14.3](#)

[FTE Teachers](#) \*\*\* : 28.5

**Enrolment By Age and Gender**

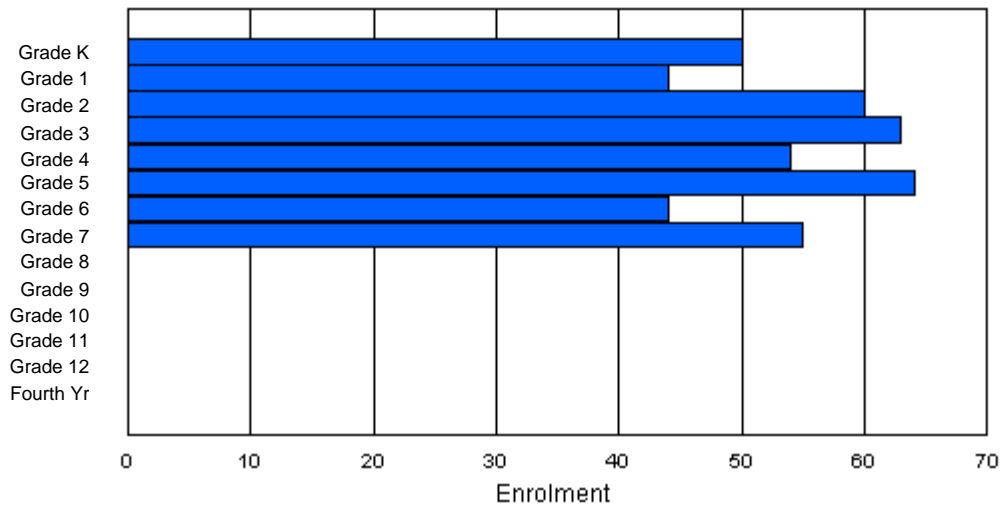
Gender	Age																Total
	5	6	7	8	9	10	11	12	13	14	15	16	17	18	19	20>	
Male	28	22	38	35	29	28	23	28	1	0	0	0	0	0	0	0	232
Female	22	22	22	28	25	35	21	26	1	0	0	0	0	0	0	0	202
<b>Total</b>	<b>50</b>	<b>44</b>	<b>60</b>	<b>63</b>	<b>54</b>	<b>63</b>	<b>44</b>	<b>54</b>	<b>2</b>	<b>0</b>	<b>0</b>	<b>0</b>	<b>0</b>	<b>0</b>	<b>0</b>	<b>0</b>	<b>434</b>

**Enrolment By Grade and Gender**

Gender	Grade														Total
	K	1	2	3	4	5	6	7	8	9	10	11	12	4th	
Male	28	22	38	35	29	29	23	28	0	0	0	0	0	0	232
Female	22	22	22	28	25	35	21	27	0	0	0	0	0	0	202
<b>Total</b>	<b>50</b>	<b>44</b>	<b>60</b>	<b>63</b>	<b>54</b>	<b>64</b>	<b>44</b>	<b>55</b>	<b>0</b>	<b>0</b>	<b>0</b>	<b>0</b>	<b>0</b>	<b>0</b>	<b>434</b>

**Enrolment By Grade**

For Matthew Elementary School



\* Data from the 1999-00 AGR(Enrolment/Age as of the last day in Sept./Dec.)

\*\* Newfoundland Statistics Classification System

\*\*\* May include itinerant teachers

District 8 - Vista

School #: 238

Musgravetown High School, Musgravetown

Classification: Rural Community/Central Region\*\*

Grades: 10-12

Number of Grades: 3

[School FTE PTR : 14.2](#)

[District FTE PTR : 13.5](#)

[Provincial FTE PTR : 14.3](#)

[FTE Teachers](#) \*\*\* : 13.0

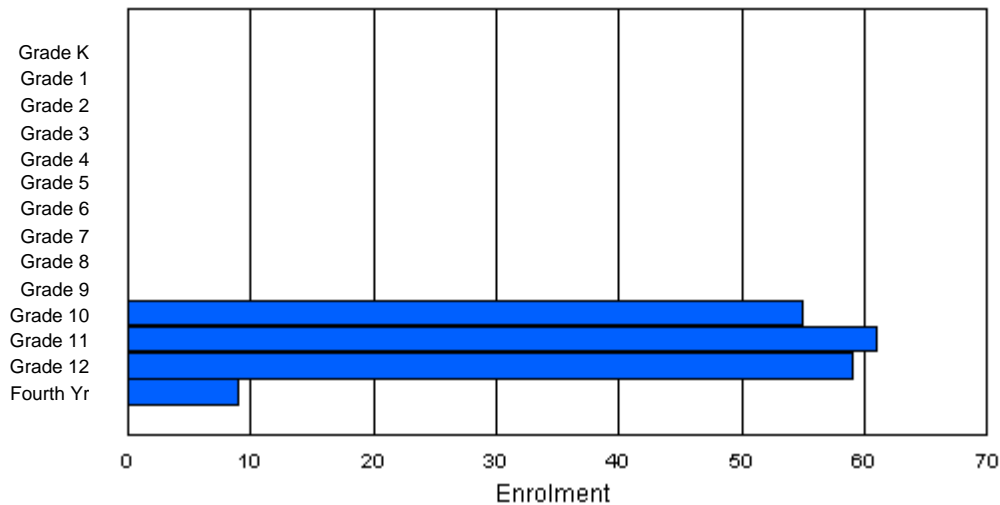
**Enrolment By Age and Gender**

Gender	Age																	Total
	5	6	7	8	9	10	11	12	13	14	15	16	17	18	19	20>		
Male	0	0	0	0	0	0	0	0	0	0	21	34	32	7	2	0	96	
Female	0	0	0	0	0	0	0	0	0	0	30	28	27	2	0	1	88	
<b>Total</b>	0	0	0	0	0	0	0	0	0	0	51	62	59	9	2	1	184	

**Enrolment By Grade and Gender**

Gender	Grade															Total
	K	1	2	3	4	5	6	7	8	9	10	11	12	4th		
Male	0	0	0	0	0	0	0	0	0	0	25	33	32	6	96	
Female	0	0	0	0	0	0	0	0	0	0	30	28	27	3	88	
<b>Total</b>	0	0	0	0	0	0	0	0	0	0	55	61	59	9	184	

**Enrolment By Grade**  
For Musgravetown High School



\* Data from the 1999-00 AGR(Enrolment/Age as of the last day in Sept./Dec.)

\*\* Newfoundland Statistics Classification System

\*\*\* May include itinerant teachers

District 8 - Vista

School #: 244

Our Saviour King Academy, Southern Harbour

Classification: Rural Community/Avalon Region\*\*

Grades: K-12

Number of Grades: 13

[School FTE PTR : 10.2](#)

[District FTE PTR : 13.5](#)

[Provincial FTE PTR : 14.3](#)

[FTE Teachers](#) \*\*\* : 13.2

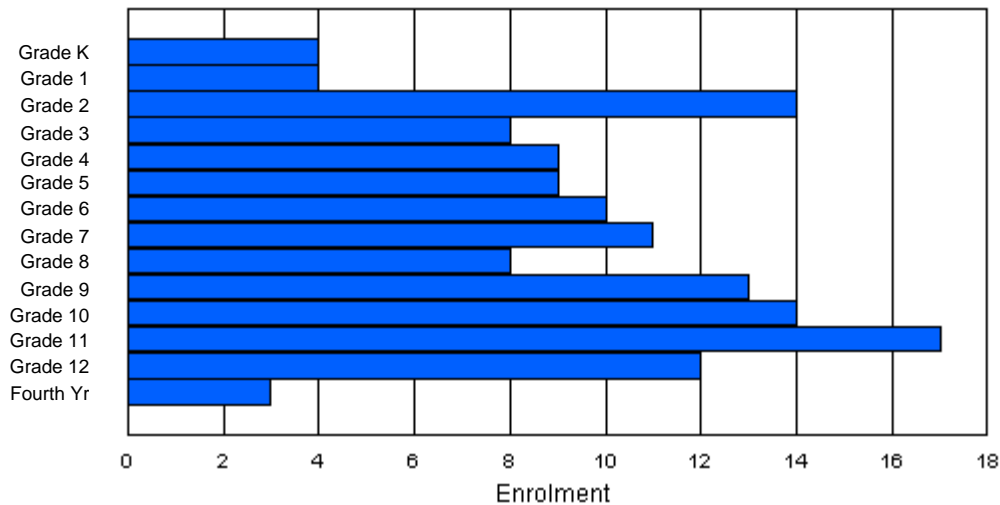
**Enrolment By Age and Gender**

Gender	Age																	Total
	5	6	7	8	9	10	11	12	13	14	15	16	17	18	19	20>		
Male	3	3	11	3	6	7	6	2	5	5	9	8	8	1	0	0	77	
Female	1	1	3	5	3	2	4	9	3	6	6	8	5	3	0	0	59	
<b>Total</b>	<b>4</b>	<b>4</b>	<b>14</b>	<b>8</b>	<b>9</b>	<b>9</b>	<b>10</b>	<b>11</b>	<b>8</b>	<b>11</b>	<b>15</b>	<b>16</b>	<b>13</b>	<b>4</b>	<b>0</b>	<b>0</b>	<b>136</b>	

**Enrolment By Grade and Gender**

Gender	Grade															Total
	K	1	2	3	4	5	6	7	8	9	10	11	12	4th		
Male	3	3	11	3	6	7	6	2	5	7	8	9	7	0	77	
Female	1	1	3	5	3	2	4	9	3	6	6	8	5	3	59	
<b>Total</b>	<b>4</b>	<b>4</b>	<b>14</b>	<b>8</b>	<b>9</b>	<b>9</b>	<b>10</b>	<b>11</b>	<b>8</b>	<b>13</b>	<b>14</b>	<b>17</b>	<b>12</b>	<b>3</b>	<b>136</b>	

**Enrolment By Grade**  
For Our Saviour King Academy



\* Data from the 1999-00 AGR(Enrolment/Age as of the last day in Sept./Dec.)

\*\* Newfoundland Statistics Classification System

\*\*\* May include itinerant teachers

District 8 - Vista

School #: 245

R.K. Gardner School, Sunnyside

Classification: Rural Community/Avalon Region\*\*

Grades: K-9

Number of Grades: 10

[School FTE PTR : 9.7](#)

[District FTE PTR : 13.5](#)

[Provincial FTE PTR : 14.3](#)

[FTE Teachers](#) \*\*\* : 7.4

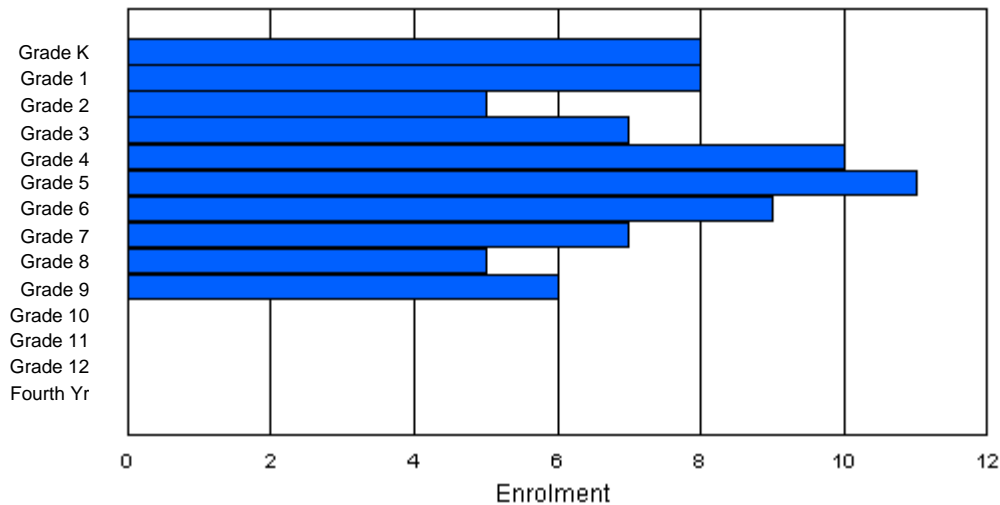
**Enrolment By Age and Gender**

Gender	Age																Total
	5	6	7	8	9	10	11	12	13	14	15	16	17	18	19	20>	
Male	5	4	4	6	7	5	5	4	2	3	0	0	0	0	0	0	45
Female	3	4	1	1	3	6	4	3	3	3	0	0	0	0	0	0	31
<b>Total</b>	<b>8</b>	<b>8</b>	<b>5</b>	<b>7</b>	<b>10</b>	<b>11</b>	<b>9</b>	<b>7</b>	<b>5</b>	<b>6</b>	<b>0</b>	<b>0</b>	<b>0</b>	<b>0</b>	<b>0</b>	<b>0</b>	<b>76</b>

**Enrolment By Grade and Gender**

Gender	Grade															Total
	K	1	2	3	4	5	6	7	8	9	10	11	12	4th		
Male	5	4	4	6	7	5	5	4	2	3	0	0	0	0	45	
Female	3	4	1	1	3	6	4	3	3	3	0	0	0	0	31	
<b>Total</b>	<b>8</b>	<b>8</b>	<b>5</b>	<b>7</b>	<b>10</b>	<b>11</b>	<b>9</b>	<b>7</b>	<b>5</b>	<b>6</b>	<b>0</b>	<b>0</b>	<b>0</b>	<b>0</b>	<b>76</b>	

**Enrolment By Grade**  
For R.K. Gardner School



\* Data from the 1999-00 AGR(Enrolment/Age as of the last day in Sept./Dec.)

\*\* Newfoundland Statistics Classification System

\*\*\* May include itinerant teachers

District 8 - Vista

School #: 242

Random Island Academy, Random Island

Classification: Rural Community/Central Region\*\*

Grades: K-12

Number of Grades: 13

[School FTE PTR : 11.8](#)

[District FTE PTR : 13.5](#)

[Provincial FTE PTR : 14.3](#)

[FTE Teachers](#) \*\*\* : 21.0

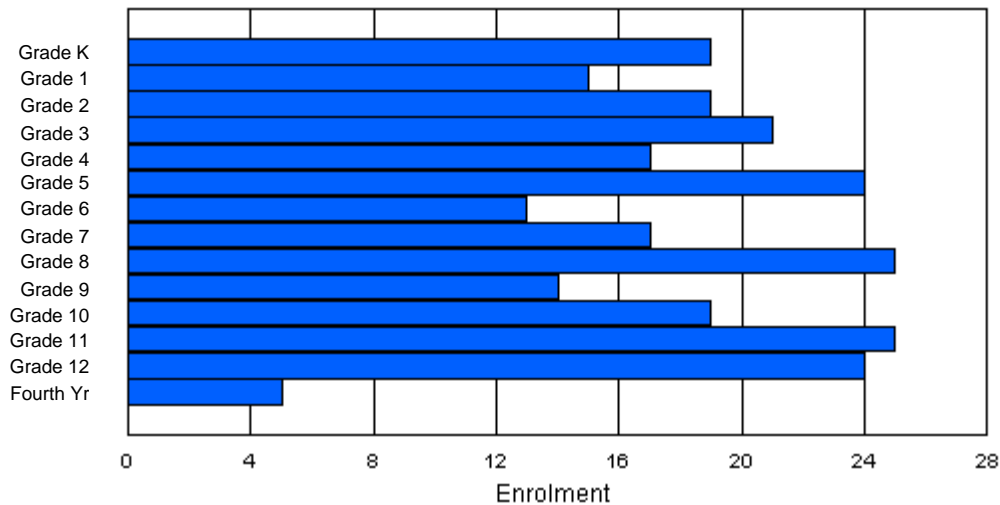
**Enrolment By Age and Gender**

Gender	Age																	Total
	5	6	7	8	9	10	11	12	13	14	15	16	17	18	19	20>		
Male	10	8	10	14	9	14	7	10	10	7	12	12	14	6	2	0	145	
Female	9	7	9	8	7	10	6	7	15	7	7	7	9	4	0	0	112	
<b>Total</b>	<b>19</b>	<b>15</b>	<b>19</b>	<b>22</b>	<b>16</b>	<b>24</b>	<b>13</b>	<b>17</b>	<b>25</b>	<b>14</b>	<b>19</b>	<b>19</b>	<b>23</b>	<b>10</b>	<b>2</b>	<b>0</b>	<b>257</b>	

**Enrolment By Grade and Gender**

Gender	Grade															Total
	K	1	2	3	4	5	6	7	8	9	10	11	12	4th		
Male	10	8	10	14	9	14	7	10	10	7	12	14	17	3	145	
Female	9	7	9	7	8	10	6	7	15	7	7	11	7	2	112	
<b>Total</b>	<b>19</b>	<b>15</b>	<b>19</b>	<b>21</b>	<b>17</b>	<b>24</b>	<b>13</b>	<b>17</b>	<b>25</b>	<b>14</b>	<b>19</b>	<b>25</b>	<b>24</b>	<b>5</b>	<b>257</b>	

**Enrolment By Grade**  
For Random Island Academy



\* Data from the 1999-00 AGR(Enrolment/Age as of the last day in Sept./Dec.)

\*\* Newfoundland Statistics Classification System

\*\*\* May include itinerant teachers

District 8 - Vista

School #: 431

Southwest Arm Academy, Little Heart's Ease

Classification: Rural Community/Central Region\*\*

Grades: K-12

Number of Grades: 13

[School FTE PTR : 11.1](#)

[District FTE PTR : 13.5](#)

[Provincial FTE PTR : 14.3](#)

[FTE Teachers](#) \*\*\* : 17.5

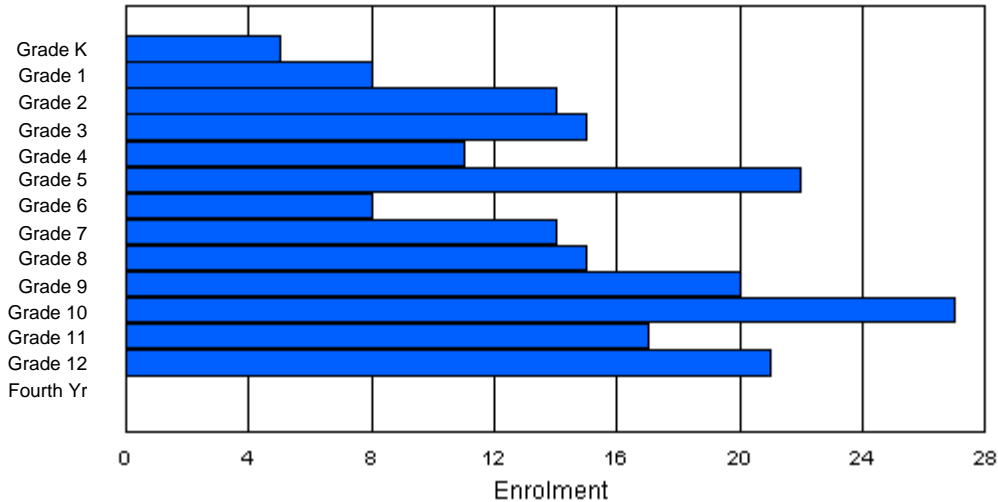
**Enrolment By Age and Gender**

Gender	Age																	Total
	5	6	7	8	9	10	11	12	13	14	15	16	17	18	19	20>		
Male	2	4	5	9	4	8	4	6	9	14	13	8	11	1	0	0	98	
Female	3	4	9	6	7	14	4	8	5	7	14	6	9	2	1	0	99	
<b>Total</b>	<b>5</b>	<b>8</b>	<b>14</b>	<b>15</b>	<b>11</b>	<b>22</b>	<b>8</b>	<b>14</b>	<b>14</b>	<b>21</b>	<b>27</b>	<b>14</b>	<b>20</b>	<b>3</b>	<b>1</b>	<b>0</b>	<b>197</b>	

**Enrolment By Grade and Gender**

Gender	Grade															Total
	K	1	2	3	4	5	6	7	8	9	10	11	12	4th		
Male	2	4	5	9	4	8	4	6	10	13	13	10	10	0	98	
Female	3	4	9	6	7	14	4	8	5	7	14	7	11	0	99	
<b>Total</b>	<b>5</b>	<b>8</b>	<b>14</b>	<b>15</b>	<b>11</b>	<b>22</b>	<b>8</b>	<b>14</b>	<b>15</b>	<b>20</b>	<b>27</b>	<b>17</b>	<b>21</b>	<b>0</b>	<b>197</b>	

**Enrolment By Grade**  
For Southwest Arm Academy



\* Data from the 1999-00 AGR(Enrolment/Age as of the last day in Sept./Dec.)

\*\* Newfoundland Statistics Classification System

\*\*\* May include itinerant teachers



District 8 - Vista

School #: 430

St. Mark's All-Grade, King's Cove

Classification: Rural Community/Central Region\*\*

Grades: K-12

Number of Grades: 13

[School FTE PTR : 10.4](#)

[District FTE PTR : 13.5](#)

[Provincial FTE PTR : 14.3](#)

[FTE Teachers](#) \*\*\* : 18.0

**Enrolment By Age and Gender**

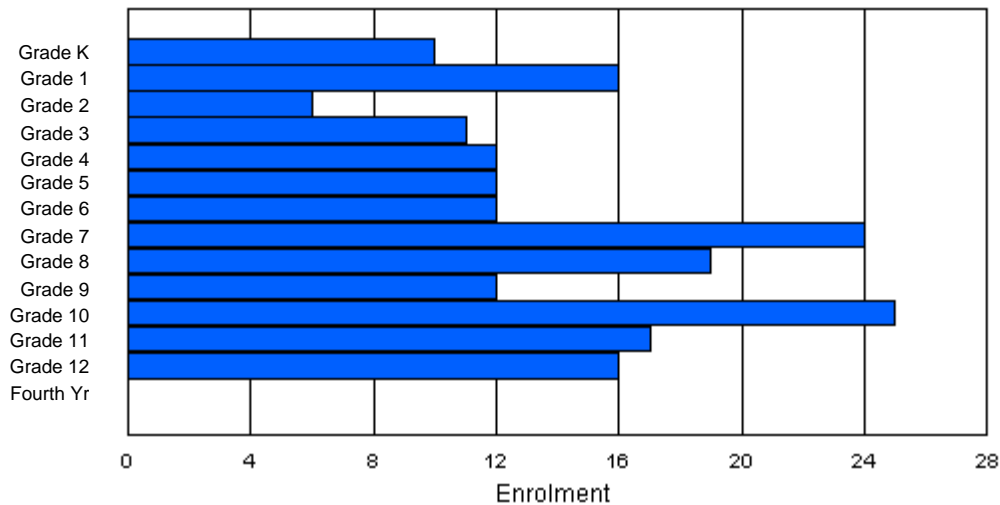
Gender	Age																Total
	5	6	7	8	9	10	11	12	13	14	15	16	17	18	19	20>	
Male	3	6	4	4	6	9	8	14	12	8	11	8	9	1	0	0	103
Female	7	10	2	7	6	3	4	10	7	2	12	10	8	0	0	1	89
<b>Total</b>	<b>10</b>	<b>16</b>	<b>6</b>	<b>11</b>	<b>12</b>	<b>12</b>	<b>12</b>	<b>24</b>	<b>19</b>	<b>10</b>	<b>23</b>	<b>18</b>	<b>17</b>	<b>1</b>	<b>0</b>	<b>1</b>	<b>192</b>

**Enrolment By Grade and Gender**

Gender	Grade															Total
	K	1	2	3	4	5	6	7	8	9	10	11	12	4th		
Male	3	6	4	4	6	9	8	14	12	10	12	6	9	0	103	
Female	7	10	2	7	6	3	4	10	7	2	13	11	7	0	89	
<b>Total</b>	<b>10</b>	<b>16</b>	<b>6</b>	<b>11</b>	<b>12</b>	<b>12</b>	<b>12</b>	<b>24</b>	<b>19</b>	<b>12</b>	<b>25</b>	<b>17</b>	<b>16</b>	<b>0</b>	<b>192</b>	

**Enrolment By Grade**

For St. Mark's All-Grade



\* Data from the 1999-00 AGR(Enrolment/Age as of the last day in Sept./Dec.)

\*\* Newfoundland Statistics Classification System

\*\*\* May include itinerant teachers

District 8 - Vista

School #: 230

St. Michael's School, Arnold's Cove

Classification: Rural Community/Avalon Region\*\*

Grades: K-12

Number of Grades: 13

[School FTE PTR : 10.9](#)

[District FTE PTR : 13.5](#)

[Provincial FTE PTR : 14.3](#)

[FTE Teachers](#) \*\*\* : 20.9

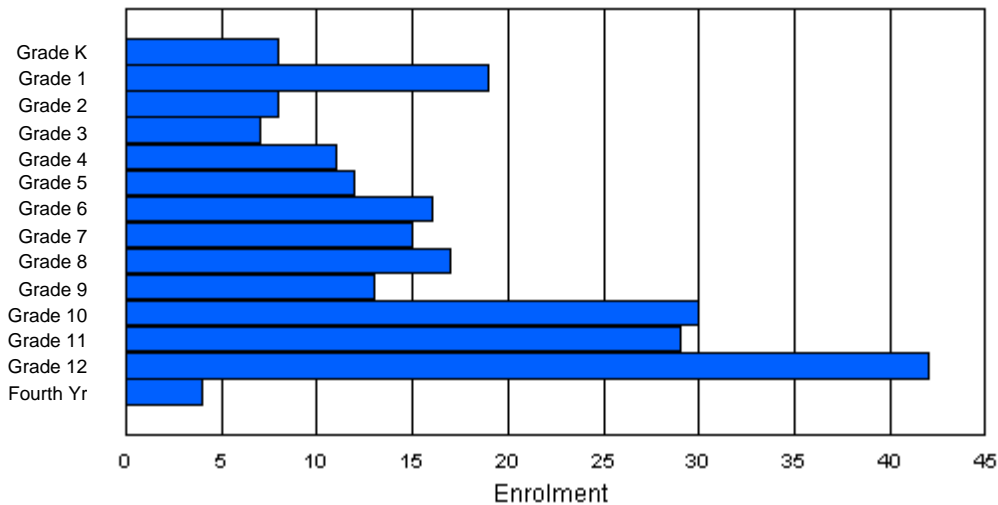
**Enrolment By Age and Gender**

Gender	Age																Total
	5	6	7	8	9	10	11	12	13	14	15	16	17	18	19	20>	
Male	2	11	2	4	4	6	6	10	11	6	16	16	19	1	1	0	115
Female	6	8	6	3	6	6	8	7	7	7	14	12	22	2	2	0	116
<b>Total</b>	<b>8</b>	<b>19</b>	<b>8</b>	<b>7</b>	<b>10</b>	<b>12</b>	<b>14</b>	<b>17</b>	<b>18</b>	<b>13</b>	<b>30</b>	<b>28</b>	<b>41</b>	<b>3</b>	<b>3</b>	<b>0</b>	<b>231</b>

**Enrolment By Grade and Gender**

Gender	Grade															Total
	K	1	2	3	4	5	6	7	8	9	10	11	12	4th		
Male	2	11	2	4	5	6	7	8	11	6	16	17	18	2	115	
Female	6	8	6	3	6	6	9	7	6	7	14	12	24	2	116	
<b>Total</b>	<b>8</b>	<b>19</b>	<b>8</b>	<b>7</b>	<b>11</b>	<b>12</b>	<b>16</b>	<b>15</b>	<b>17</b>	<b>13</b>	<b>30</b>	<b>29</b>	<b>42</b>	<b>4</b>	<b>231</b>	

**Enrolment By Grade**  
For St. Michael's School



\* Data from the 1999-00 AGR(Enrolment/Age as of the last day in Sept./Dec.)

\*\* Newfoundland Statistics Classification System

\*\*\* May include itinerant teachers

District 8 - Vista

School #: 246

Swift Current Academy, Swift Current

Classification: Rural Community/Southern Region\*\*

Grades: K-12

Number of Grades: 13

[School FTE PTR : 8.8](#)

[District FTE PTR : 13.5](#)

[Provincial FTE PTR : 14.3](#)

[FTE Teachers](#) \*\*\* : 10.5

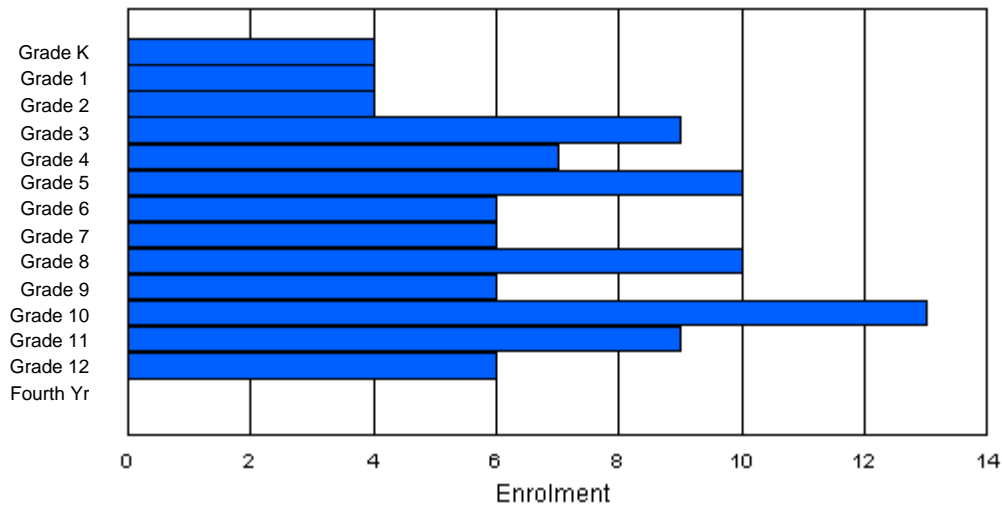
**Enrolment By Age and Gender**

Gender	Age																	Total
	5	6	7	8	9	10	11	12	13	14	15	16	17	18	19	20>		
Male	2	3	2	5	4	5	5	2	4	2	4	4	3	0	0	0	45	
Female	2	1	2	3	4	5	1	3	7	4	8	6	3	0	0	0	49	
<b>Total</b>	<b>4</b>	<b>4</b>	<b>4</b>	<b>8</b>	<b>8</b>	<b>10</b>	<b>6</b>	<b>5</b>	<b>11</b>	<b>6</b>	<b>12</b>	<b>10</b>	<b>6</b>	<b>0</b>	<b>0</b>	<b>0</b>	<b>94</b>	

**Enrolment By Grade and Gender**

Gender	Grade															Total
	K	1	2	3	4	5	6	7	8	9	10	11	12	4th		
Male	2	3	2	6	3	5	5	2	4	2	5	3	3	0	45	
Female	2	1	2	3	4	5	1	4	6	4	8	6	3	0	49	
<b>Total</b>	<b>4</b>	<b>4</b>	<b>4</b>	<b>9</b>	<b>7</b>	<b>10</b>	<b>6</b>	<b>6</b>	<b>10</b>	<b>6</b>	<b>13</b>	<b>9</b>	<b>6</b>	<b>0</b>	<b>94</b>	

**Enrolment By Grade**  
For Swift Current Academy



\* Data from the 1999-00 AGR(Enrolment/Age as of the last day in Sept./Dec.)

\*\* Newfoundland Statistics Classification System

\*\*\* May include itinerant teachers

School #: 924

Tricentia Academy, Arnold's Cove

Classification: Rural Community/Central Region\*\*

Grades: K-12

Number of Grades: 13

[School FTE PTR : N/A](#)

[District FTE PTR : 13.5](#)

[Provincial FTE PTR : 14.3](#)

[FTE Teachers](#) \*\*\* : 0.0

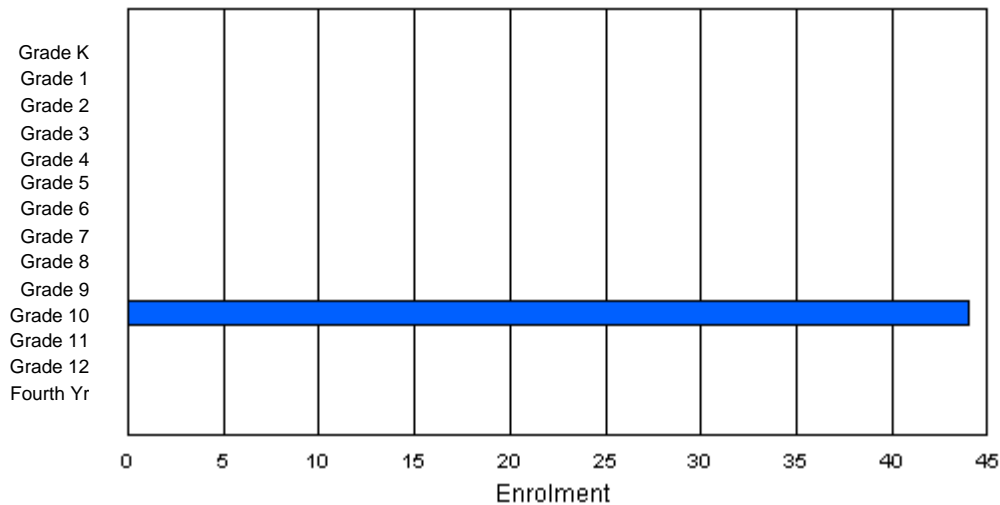
**Enrolment By Age and Gender**

Gender	Age																Total
	5	6	7	8	9	10	11	12	13	14	15	16	17	18	19	20>	
Male	0	0	0	0	0	0	0	0	0	0	0	0	0	0	0	0	0
Female	0	0	0	0	0	0	0	0	0	0	0	0	0	0	0	0	0
Total	0	0	0	0	0	0	0	0	0	0	0	0	0	0	0	0	0

**Enrolment By Grade and Gender**

Gender	Grade															Total
	K	1	2	3	4	5	6	7	8	9	10	11	12	4th		
Male	0	0	0	0	0	0	0	0	0	0	0	0	0	0	0	
Female	0	0	0	0	0	0	0	0	0	0	0	0	0	0	0	
Total	0	0	0	0	0	0	0	0	0	0	0	0	0	0	0	

**Enrolment By Grade**  
For Tricentia Academy



\* Data from the 1999-00 AGR(Enrolment/Age as of the last day in Sept./Dec.)

\*\* Newfoundland Statistics Classification System

\*\*\* May include itinerant teachers

District 9 - Avalon West

School #: 265

Acreman Elem, Green's Harbour

Classification: Rural Community/Avalon Region\*\*

Grades: K-6

Number of Grades: 7

[School FTE PTR : 14.2](#)

[District FTE PTR : 14.6](#)

[Provincial FTE PTR : 14.3](#)

[FTE Teachers](#) \*\*\* : 9.0

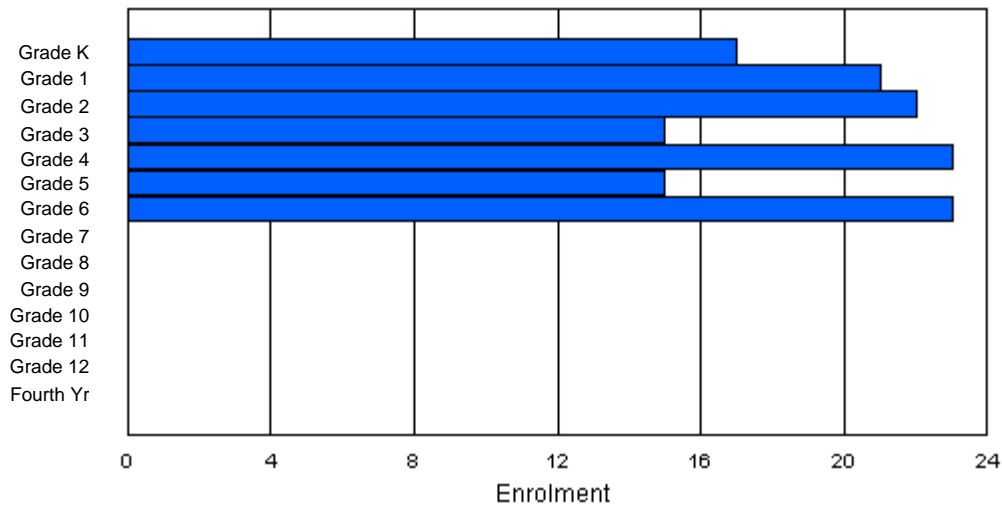
**Enrolment By Age and Gender**

Gender	Age																Total
	5	6	7	8	9	10	11	12	13	14	15	16	17	18	19	20>	
Male	10	9	12	11	10	9	14	0	0	0	0	0	0	0	0	0	75
Female	7	12	9	4	14	4	11	0	0	0	0	0	0	0	0	0	61
<b>Total</b>	<b>17</b>	<b>21</b>	<b>21</b>	<b>15</b>	<b>24</b>	<b>13</b>	<b>25</b>	<b>0</b>	<b>0</b>	<b>0</b>	<b>0</b>	<b>0</b>	<b>0</b>	<b>0</b>	<b>0</b>	<b>0</b>	<b>136</b>

**Enrolment By Grade and Gender**

Gender	Grade														Total
	K	1	2	3	4	5	6	7	8	9	10	11	12	4th	
Male	10	9	13	10	10	9	14	0	0	0	0	0	0	0	75
Female	7	12	9	5	13	6	9	0	0	0	0	0	0	0	61
<b>Total</b>	<b>17</b>	<b>21</b>	<b>22</b>	<b>15</b>	<b>23</b>	<b>15</b>	<b>23</b>	<b>0</b>	<b>0</b>	<b>0</b>	<b>0</b>	<b>0</b>	<b>0</b>	<b>0</b>	<b>136</b>

**Enrolment By Grade**  
For Acreman Elem



\* Data from the 1999-00 AGR(Enrolment/Age as of the last day in Sept./Dec.)

\*\* Newfoundland Statistics Classification System

\*\*\* May include itinerant teachers

District 9 - Avalon West

School #: 278

All Hallows Elementary, North River

Classification: Rural Community/Avalon Region\*\*

Grades: K-7

Number of Grades: 8

[School FTE PTR : 14.3](#)

[District FTE PTR : 14.6](#)

[Provincial FTE PTR : 14.3](#)

[FTE Teachers](#) \*\*\* : 22.0

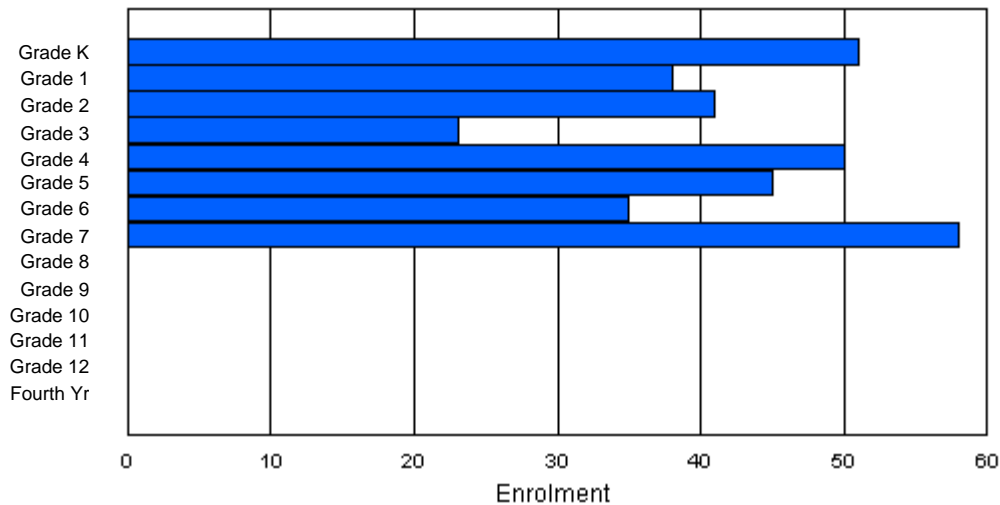
**Enrolment By Age and Gender**

Gender	Age																Total
	5	6	7	8	9	10	11	12	13	14	15	16	17	18	19	20>	
Male	20	18	19	7	26	26	21	31	1	0	0	0	0	0	0	0	169
Female	31	19	23	15	24	20	13	27	0	0	0	0	0	0	0	0	172
<b>Total</b>	<b>51</b>	<b>37</b>	<b>42</b>	<b>22</b>	<b>50</b>	<b>46</b>	<b>34</b>	<b>58</b>	<b>1</b>	<b>0</b>	<b>0</b>	<b>0</b>	<b>0</b>	<b>0</b>	<b>0</b>	<b>0</b>	<b>341</b>

**Enrolment By Grade and Gender**

Gender	Grade														Total
	K	1	2	3	4	5	6	7	8	9	10	11	12	4th	
Male	20	19	18	8	26	25	22	31	0	0	0	0	0	0	169
Female	31	19	23	15	24	20	13	27	0	0	0	0	0	0	172
<b>Total</b>	<b>51</b>	<b>38</b>	<b>41</b>	<b>23</b>	<b>50</b>	<b>45</b>	<b>35</b>	<b>58</b>	<b>0</b>	<b>0</b>	<b>0</b>	<b>0</b>	<b>0</b>	<b>0</b>	<b>341</b>

**Enrolment By Grade**  
For All Hallows Elementary



\* Data from the 1999-00 AGR(Enrolment/Age as of the last day in Sept./Dec.)

\*\* Newfoundland Statistics Classification System

\*\*\* May include itinerant teachers

District 9 - Avalon West

School #: 248

Amalgamated Acad, Bay Roberts

Classification: Urban Community/Avalon Region\*\*

Grades: 4-9

Number of Grades: 6

[School FTE PTR : 16.3](#)

[District FTE PTR : 14.6](#)

[Provincial FTE PTR : 14.3](#)

[FTE Teachers](#) \*\*\* : 36.0

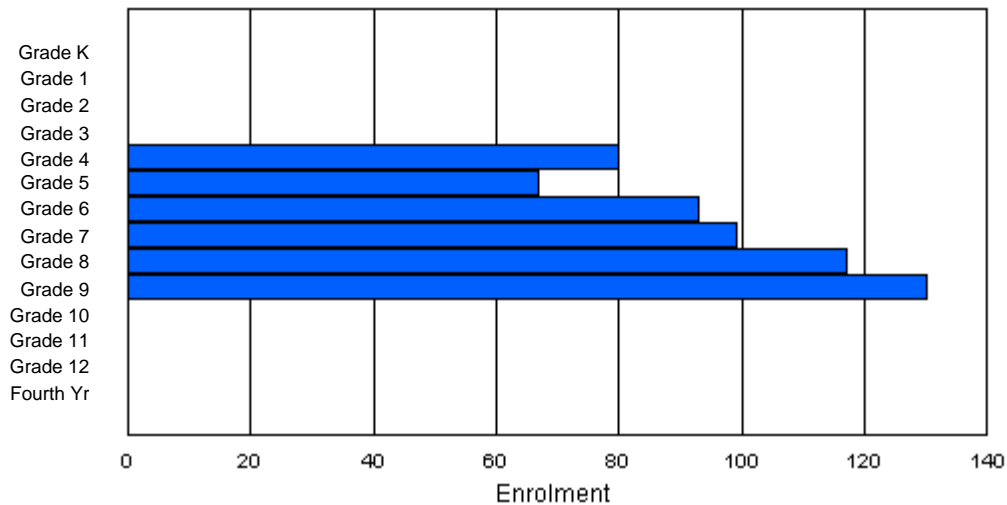
**Enrolment By Age and Gender**

Gender	Age																Total
	5	6	7	8	9	10	11	12	13	14	15	16	17	18	19	20>	
Male	0	0	0	0	35	29	46	45	59	65	14	0	0	0	0	0	293
Female	0	0	0	0	41	33	46	60	54	54	5	0	0	0	0	0	293
<b>Total</b>	<b>0</b>	<b>0</b>	<b>0</b>	<b>0</b>	<b>76</b>	<b>62</b>	<b>92</b>	<b>105</b>	<b>113</b>	<b>119</b>	<b>19</b>	<b>0</b>	<b>0</b>	<b>0</b>	<b>0</b>	<b>0</b>	<b>586</b>

**Enrolment By Grade and Gender**

Gender	Grade														Total
	K	1	2	3	4	5	6	7	8	9	10	11	12	4th	
Male	0	0	0	0	36	33	46	42	64	72	0	0	0	0	293
Female	0	0	0	0	44	34	47	57	53	58	0	0	0	0	293
<b>Total</b>	<b>0</b>	<b>0</b>	<b>0</b>	<b>0</b>	<b>80</b>	<b>67</b>	<b>93</b>	<b>99</b>	<b>117</b>	<b>130</b>	<b>0</b>	<b>0</b>	<b>0</b>	<b>0</b>	<b>586</b>

**Enrolment By Grade**  
For Amalgamated Acad



\* Data from the 1999-00 AGR(Enrolment/Age as of the last day in Sept./Dec.)

\*\* Newfoundland Statistics Classification System

\*\*\* May include itinerant teachers

District 9 - Avalon West

School #: 249

Ascension Coll, Bay Roberts

Classification: Urban Community/Avalon Region\*\*

Grades: 10-12

Number of Grades: 3

[School FTE PTR : 17.7](#)

[District FTE PTR : 14.6](#)

[Provincial FTE PTR : 14.3](#)

[FTE Teachers](#) \*\*\* : 44.5

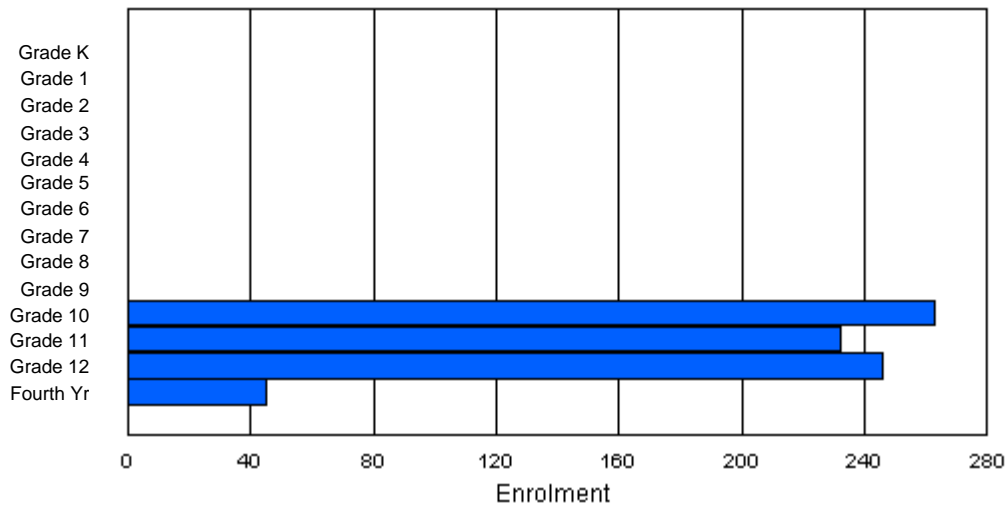
**Enrolment By Age and Gender**

Gender	Age																	Total
	5	6	7	8	9	10	11	12	13	14	15	16	17	18	19	20>		
Male	0	0	0	0	0	0	0	0	0	0	122	124	129	39	7	1	422	
Female	0	0	0	0	0	0	0	0	0	1	110	114	116	22	1	0	364	
<b>Total</b>	0	0	0	0	0	0	0	0	0	1	232	238	245	61	8	1	786	

**Enrolment By Grade and Gender**

Gender	Grade															Total
	K	1	2	3	4	5	6	7	8	9	10	11	12	4th		
Male	0	0	0	0	0	0	0	0	0	0	146	113	134	29	422	
Female	0	0	0	0	0	0	0	0	0	0	117	119	112	16	364	
<b>Total</b>	0	0	0	0	0	0	0	0	0	0	263	232	246	45	786	

**Enrolment By Grade**  
For Ascension Coll



\* Data from the 1999-00 AGR(Enrolment/Age as of the last day in Sept./Dec.)

\*\* Newfoundland Statistics Classification System

\*\*\* May include itinerant teachers



District 9 - Avalon West

School #: 251

Bishop O'Neill Coll, Brigus

Classification: Rural Community/Avalon Region\*\*

Grades: 8-12

Number of Grades: 5

[School FTE PTR : 14.2](#)

[District FTE PTR : 14.6](#)

[Provincial FTE PTR : 14.3](#)

[FTE Teachers](#) \*\*\* : 15.0

**Enrolment By Age and Gender**

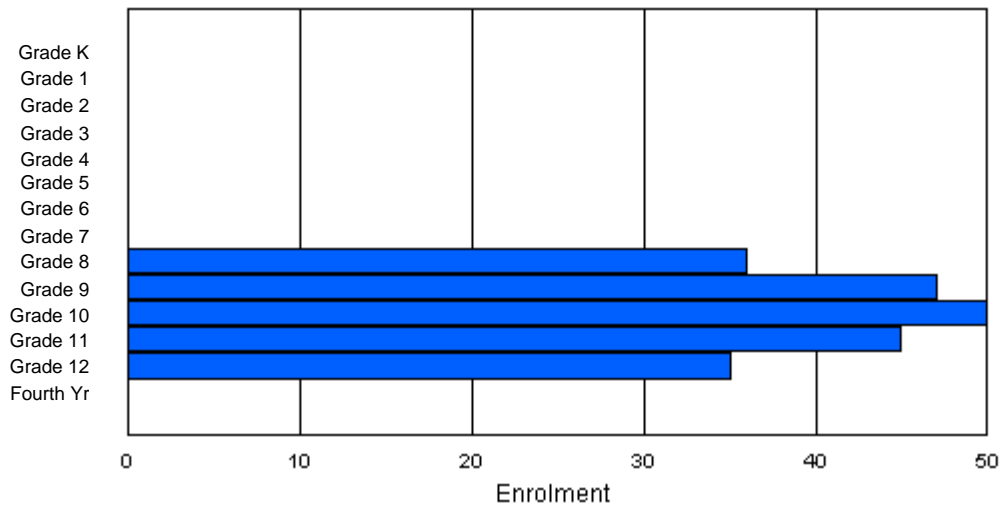
Gender	Age																	Total
	5	6	7	8	9	10	11	12	13	14	15	16	17	18	19	20>		
Male	0	0	0	0	0	0	0	0	17	20	21	26	19	6	0	0	109	
Female	0	0	0	0	0	0	0	0	17	21	24	21	19	2	0	0	104	
<b>Total</b>	<b>0</b>	<b>0</b>	<b>0</b>	<b>0</b>	<b>0</b>	<b>0</b>	<b>0</b>	<b>0</b>	<b>34</b>	<b>41</b>	<b>45</b>	<b>47</b>	<b>38</b>	<b>8</b>	<b>0</b>	<b>0</b>	<b>213</b>	

**Enrolment By Grade and Gender**

Gender	Grade															Total
	K	1	2	3	4	5	6	7	8	9	10	11	12	4th		
Male	0	0	0	0	0	0	0	0	19	20	27	25	18	0	109	
Female	0	0	0	0	0	0	0	0	17	27	23	20	17	0	104	
<b>Total</b>	<b>0</b>	<b>0</b>	<b>0</b>	<b>0</b>	<b>0</b>	<b>0</b>	<b>0</b>	<b>0</b>	<b>36</b>	<b>47</b>	<b>50</b>	<b>45</b>	<b>35</b>	<b>0</b>	<b>213</b>	

**Enrolment By Grade**

For Bishop O'Neill Coll



\* Data from the 1999-00 AGR(Enrolment/Age as of the last day in Sept./Dec.)

\*\* Newfoundland Statistics Classification System

\*\*\* May include itinerant teachers

District 9 - Avalon West

School #: 444

Cabot Academy, Western Bay

Classification: Rural Community/Avalon Region\*\*

Grades: K-6

Number of Grades: 7

[School FTE PTR : 14.1](#)

[District FTE PTR : 14.6](#)

[Provincial FTE PTR : 14.3](#)

[FTE Teachers](#) \*\*\* : 12.3

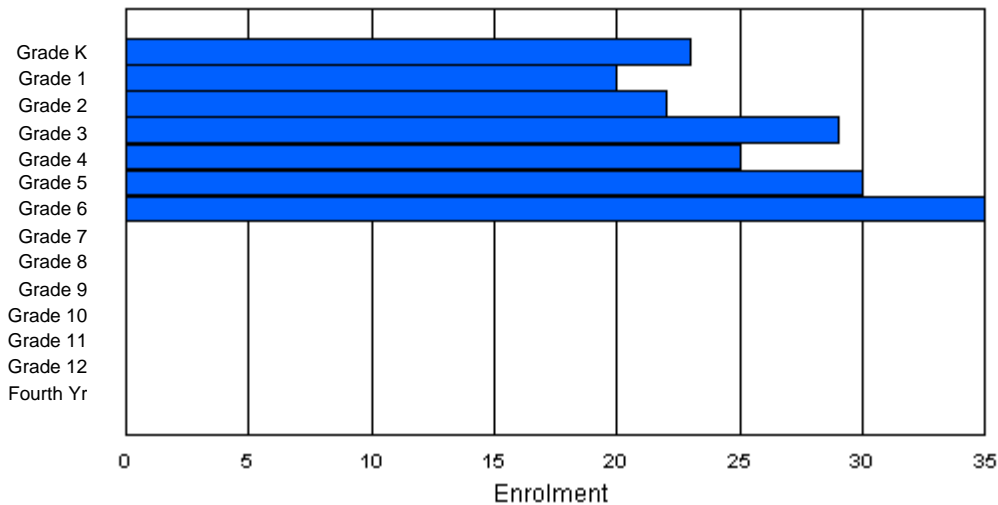
**Enrolment By Age and Gender**

Gender	Age																Total
	5	6	7	8	9	10	11	12	13	14	15	16	17	18	19	20>	
Male	11	10	9	17	17	16	19	1	1	0	0	0	0	0	0	0	101
Female	12	10	13	12	8	14	14	0	0	0	0	0	0	0	0	0	83
<b>Total</b>	<b>23</b>	<b>20</b>	<b>22</b>	<b>29</b>	<b>25</b>	<b>30</b>	<b>33</b>	<b>1</b>	<b>1</b>	<b>0</b>	<b>0</b>	<b>0</b>	<b>0</b>	<b>0</b>	<b>0</b>	<b>0</b>	<b>184</b>

**Enrolment By Grade and Gender**

Gender	Grade														Total
	K	1	2	3	4	5	6	7	8	9	10	11	12	4th	
Male	11	10	9	17	17	16	21	0	0	0	0	0	0	0	101
Female	12	10	13	12	8	14	14	0	0	0	0	0	0	0	83
<b>Total</b>	<b>23</b>	<b>20</b>	<b>22</b>	<b>29</b>	<b>25</b>	<b>30</b>	<b>35</b>	<b>0</b>	<b>0</b>	<b>0</b>	<b>0</b>	<b>0</b>	<b>0</b>	<b>0</b>	<b>184</b>

**Enrolment By Grade**  
For Cabot Academy



\* Data from the 1999-00 AGR(Enrolment/Age as of the last day in Sept./Dec.)

\*\* Newfoundland Statistics Classification System

\*\*\* May include itinerant teachers

District 9 - Avalon West

School #: 253

Carbonear Coll, Carbonear

Classification: Urban Community/Avalon Region\*\*

Grades: 10-12

Number of Grades: 3

[School FTE PTR : 15.9](#)

[District FTE PTR : 14.6](#)

[Provincial FTE PTR : 14.3](#)

[FTE Teachers](#) \*\*\* : 34.5

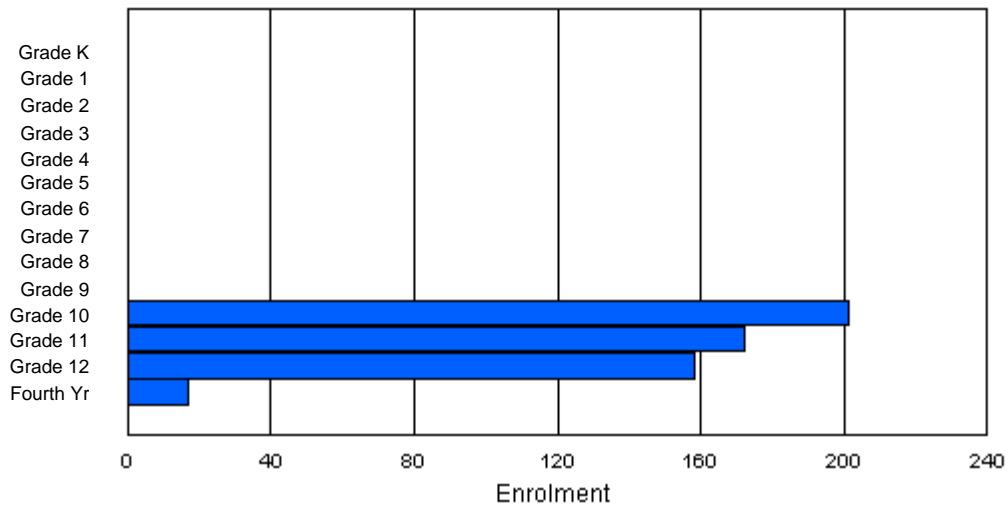
**Enrolment By Age and Gender**

Gender	Age																	Total
	5	6	7	8	9	10	11	12	13	14	15	16	17	18	19	20>		
Male	0	0	0	0	0	0	0	0	0	0	101	80	73	23	4	1	282	
Female	0	0	0	0	0	0	0	0	0	0	75	89	87	8	4	3	266	
Total	0	0	0	0	0	0	0	0	0	0	176	169	160	31	8	4	548	

**Enrolment By Grade and Gender**

Gender	Grade															Total
	K	1	2	3	4	5	6	7	8	9	10	11	12	4th		
Male	0	0	0	0	0	0	0	0	0	0	116	87	70	9	282	
Female	0	0	0	0	0	0	0	0	0	0	85	85	88	8	266	
Total	0	0	0	0	0	0	0	0	0	0	201	172	158	17	548	

**Enrolment By Grade**  
For Carbonear Coll



\* Data from the 1999-00 AGR(Enrolment/Age as of the last day in Sept./Dec.)

\*\* Newfoundland Statistics Classification System

\*\*\* May include itinerant teachers

District 9 - Avalon West

School #: 259

Coley's Point Prim, Coley's Point

Classification: Rural Community/Avalon Region\*\*

Grades: K-3

Number of Grades: 4

[School FTE PTR : 14.6](#)

[District FTE PTR : 14.6](#)

[Provincial FTE PTR : 14.3](#)

[FTE Teachers](#) \*\*\* : 18.9

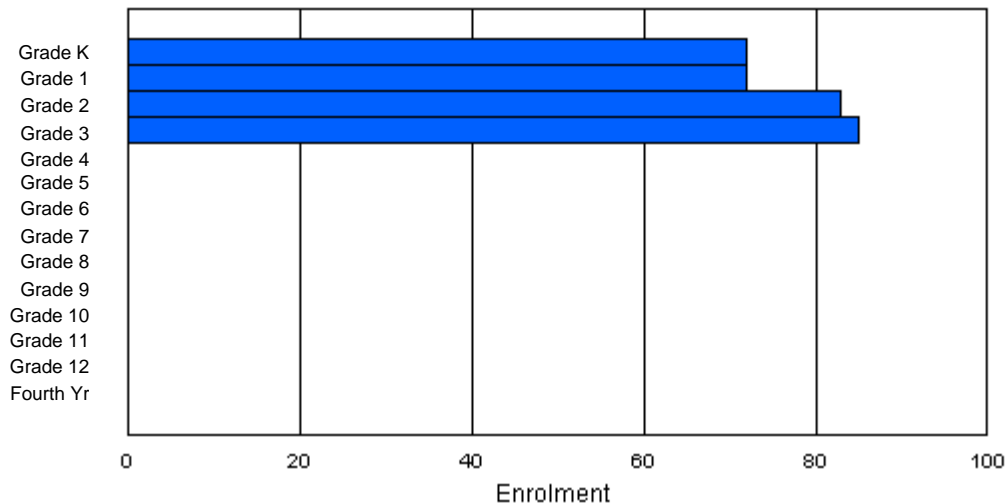
**Enrolment By Age and Gender**

Gender	Age																Total
	5	6	7	8	9	10	11	12	13	14	15	16	17	18	19	20>	
Male	37	37	36	44	3	0	0	0	0	0	0	0	0	0	0	0	157
Female	35	33	45	41	1	0	0	0	0	0	0	0	0	0	0	0	155
<b>Total</b>	<b>72</b>	<b>70</b>	<b>81</b>	<b>85</b>	<b>4</b>	<b>0</b>	<b>0</b>	<b>0</b>	<b>0</b>	<b>0</b>	<b>0</b>	<b>0</b>	<b>0</b>	<b>0</b>	<b>0</b>	<b>0</b>	<b>312</b>

**Enrolment By Grade and Gender**

Gender	Grade														Total
	K	1	2	3	4	5	6	7	8	9	10	11	12	4th	
Male	37	39	36	45	0	0	0	0	0	0	0	0	0	0	157
Female	35	33	47	40	0	0	0	0	0	0	0	0	0	0	155
<b>Total</b>	<b>72</b>	<b>72</b>	<b>83</b>	<b>85</b>	<b>0</b>	<b>0</b>	<b>0</b>	<b>0</b>	<b>0</b>	<b>0</b>	<b>0</b>	<b>0</b>	<b>0</b>	<b>0</b>	<b>312</b>

**Enrolment By Grade**  
For Coley's Point Prim



\* Data from the 1999-00 AGR(Enrolment/Age as of the last day in Sept./Dec.)

\*\* Newfoundland Statistics Classification System

\*\*\* May include itinerant teachers

District 9 - Avalon West

School #: 254

Davis Elem, Carbonear

Classification: Urban Community/Avalon Region\*\*

Grades: K-5

Number of Grades: 6

[School FTE PTR : 15.4](#)

[District FTE PTR : 14.6](#)

[Provincial FTE PTR : 14.3](#)

[FTE Teachers](#) \*\*\* : 21.0

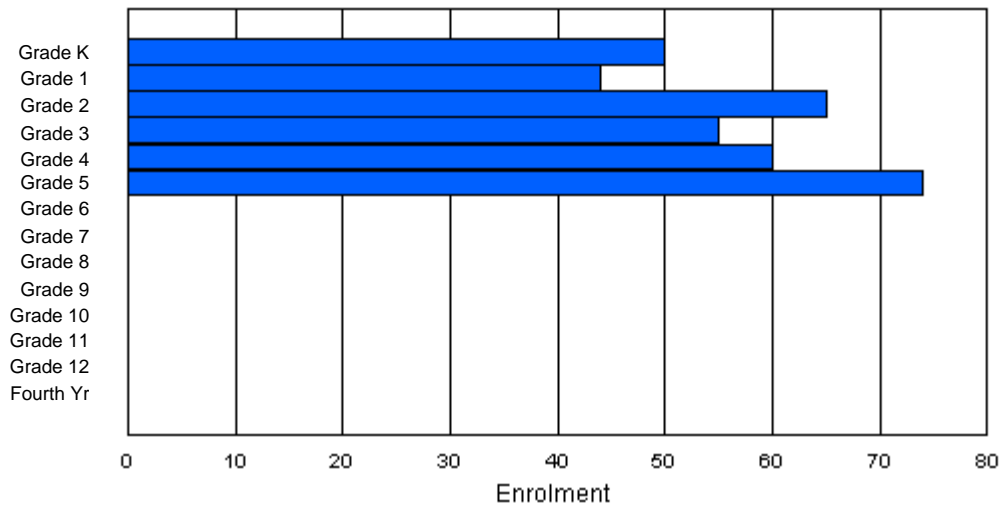
**Enrolment By Age and Gender**

Gender	Age																Total
	5	6	7	8	9	10	11	12	13	14	15	16	17	18	19	20>	
Male	25	24	34	29	31	40	4	0	0	0	0	0	0	0	0	0	187
Female	24	19	30	27	28	29	4	0	0	0	0	0	0	0	0	0	161
<b>Total</b>	<b>49</b>	<b>43</b>	<b>64</b>	<b>56</b>	<b>59</b>	<b>69</b>	<b>8</b>	<b>0</b>	<b>0</b>	<b>0</b>	<b>0</b>	<b>0</b>	<b>0</b>	<b>0</b>	<b>0</b>	<b>0</b>	<b>348</b>

**Enrolment By Grade and Gender**

Gender	Grade															Total
	K	1	2	3	4	5	6	7	8	9	10	11	12	4th		
Male	26	24	35	29	32	41	0	0	0	0	0	0	0	0	0	187
Female	24	20	30	26	28	33	0	0	0	0	0	0	0	0	0	161
<b>Total</b>	<b>50</b>	<b>44</b>	<b>65</b>	<b>55</b>	<b>60</b>	<b>74</b>	<b>0</b>	<b>0</b>	<b>0</b>	<b>0</b>	<b>0</b>	<b>0</b>	<b>0</b>	<b>0</b>	<b>0</b>	<b>348</b>

**Enrolment By Grade**  
For Davis Elem



\* Data from the 1999-00 AGR(Enrolment/Age as of the last day in Sept./Dec.)

\*\* Newfoundland Statistics Classification System

\*\*\* May include itinerant teachers

District 9 - Avalon West

School #: 287

Dunne Memorial Academy, St. Mary's

Classification: Rural Community/Avalon Region\*\*

Grades: K-12

Number of Grades: 13

[School FTE PTR : 16.3](#)

[District FTE PTR : 14.6](#)

[Provincial FTE PTR : 14.3](#)

[FTE Teachers](#) \*\*\* : 23.3

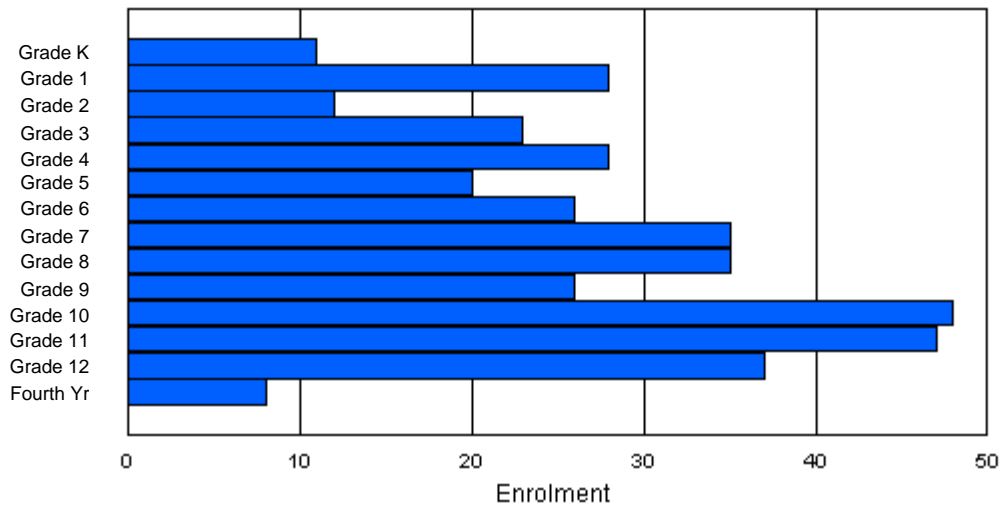
**Enrolment By Age and Gender**

Gender	Age																Total
	5	6	7	8	9	10	11	12	13	14	15	16	17	18	19	20>	
Male	7	11	9	14	14	12	12	18	17	10	19	18	21	4	1	0	187
Female	4	17	3	9	13	9	14	17	18	14	30	28	17	2	1	1	197
<b>Total</b>	<b>11</b>	<b>28</b>	<b>12</b>	<b>23</b>	<b>27</b>	<b>21</b>	<b>26</b>	<b>35</b>	<b>35</b>	<b>24</b>	<b>49</b>	<b>46</b>	<b>38</b>	<b>6</b>	<b>2</b>	<b>1</b>	<b>384</b>

**Enrolment By Grade and Gender**

Gender	Grade														Total
	K	1	2	3	4	5	6	7	8	9	10	11	12	4th	
Male	7	11	9	14	14	12	12	18	17	12	18	19	20	4	187
Female	4	17	3	9	14	8	14	17	18	14	30	28	17	4	197
<b>Total</b>	<b>11</b>	<b>28</b>	<b>12</b>	<b>23</b>	<b>28</b>	<b>20</b>	<b>26</b>	<b>35</b>	<b>35</b>	<b>26</b>	<b>48</b>	<b>47</b>	<b>37</b>	<b>8</b>	<b>384</b>

**Enrolment By Grade**  
For Dunne Memorial Academy



\* Data from the 1999-00 AGR(Enrolment/Age as of the last day in Sept./Dec.)

\*\* Newfoundland Statistics Classification System

\*\*\* May include itinerant teachers

District 9 - Avalon West

School #: 252

E.J. Pratt Central High, Brownsdale

Classification: Rural Community/Avalon Region\*\*

Grades: 8-12

Number of Grades: 5

[School FTE PTR : 12.9](#)

[District FTE PTR : 14.6](#)

[Provincial FTE PTR : 14.3](#)

[FTE Teachers](#) \*\*\* : 9.0

**Enrolment By Age and Gender**

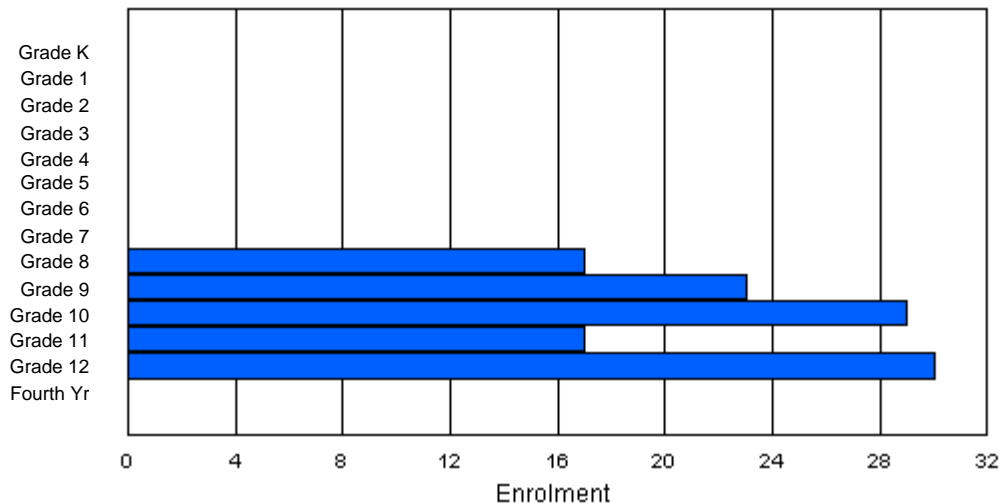
Gender	Age																Total
	5	6	7	8	9	10	11	12	13	14	15	16	17	18	19	20>	
Male	0	0	0	0	0	0	0	0	8	9	19	12	13	2	0	0	63
Female	0	0	0	0	0	0	0	0	8	12	11	6	16	0	0	0	53
<b>Total</b>	0	0	0	0	0	0	0	0	16	21	30	18	29	2	0	0	116

**Enrolment By Grade and Gender**

Gender	Grade														Total
	K	1	2	3	4	5	6	7	8	9	10	11	12	4th	
Male	0	0	0	0	0	0	0	0	9	11	18	11	14	0	63
Female	0	0	0	0	0	0	0	0	8	12	11	6	16	0	53
<b>Total</b>	0	0	0	0	0	0	0	0	17	23	29	17	30	0	116

**Enrolment By Grade**

For E.J. Pratt Central High



\* Data from the 1999-00 AGR(Enrolment/Age as of the last day in Sept./Dec.)

\*\* Newfoundland Statistics Classification System

\*\*\* May include itinerant teachers

District 9 - Avalon West

School #: 438

Epiphany Elementary, Heart's Delight

Classification: Rural Community/Avalon Region\*\*

Grades: K-7

Number of Grades: 8

[School FTE PTR : 12.4](#)

[District FTE PTR : 14.6](#)

[Provincial FTE PTR : 14.3](#)

[FTE Teachers](#) \*\*\* : 8.5

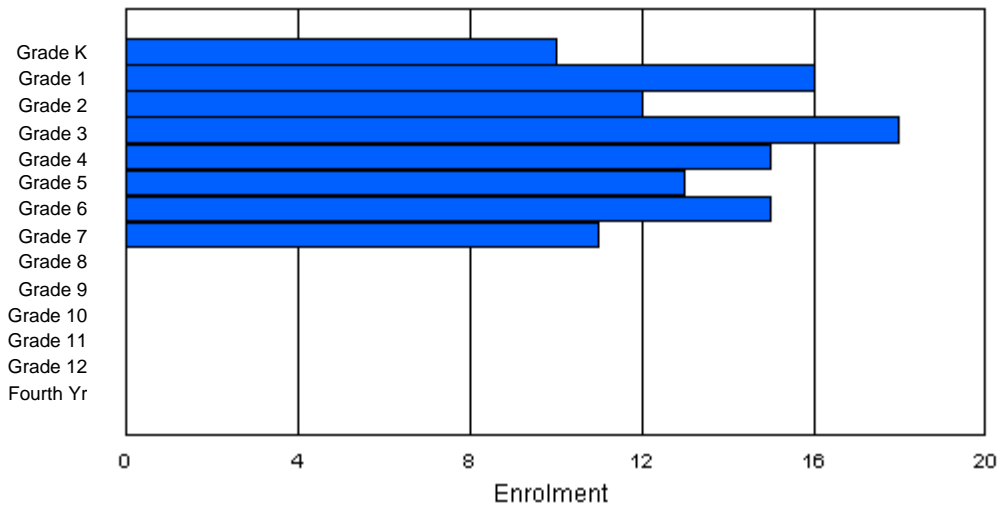
**Enrolment By Age and Gender**

Gender	Age																Total
	5	6	7	8	9	10	11	12	13	14	15	16	17	18	19	20>	
Male	6	10	8	7	9	5	4	10	0	0	0	0	0	0	0	0	59
Female	4	4	4	12	5	10	9	3	0	0	0	0	0	0	0	0	51
<b>Total</b>	<b>10</b>	<b>14</b>	<b>12</b>	<b>19</b>	<b>14</b>	<b>15</b>	<b>13</b>	<b>13</b>	<b>0</b>	<b>0</b>	<b>0</b>	<b>0</b>	<b>0</b>	<b>0</b>	<b>0</b>	<b>0</b>	<b>110</b>

**Enrolment By Grade and Gender**

Gender	Grade															Total
	K	1	2	3	4	5	6	7	8	9	10	11	12	4th		
Male	6	11	8	7	9	4	6	8	0	0	0	0	0	0	59	
Female	4	5	4	11	6	9	9	3	0	0	0	0	0	0	51	
<b>Total</b>	<b>10</b>	<b>16</b>	<b>12</b>	<b>18</b>	<b>15</b>	<b>13</b>	<b>15</b>	<b>11</b>	<b>0</b>	<b>0</b>	<b>0</b>	<b>0</b>	<b>0</b>	<b>0</b>	<b>110</b>	

**Enrolment By Grade**  
For Epiphany Elementary



\* Data from the 1999-00 AGR(Enrolment/Age as of the last day in Sept./Dec.)

\*\* Newfoundland Statistics Classification System

\*\*\* May include itinerant teachers



District 9 - Avalon West

School #: 286

Fatima Academy, St. Bride's

Classification: Rural Community/Avalon Region\*\*

Grades: K-12

Number of Grades: 13

[School FTE PTR : 13.3](#)

[District FTE PTR : 14.6](#)

[Provincial FTE PTR : 14.3](#)

[FTE Teachers](#) \*\*\* : 18.0

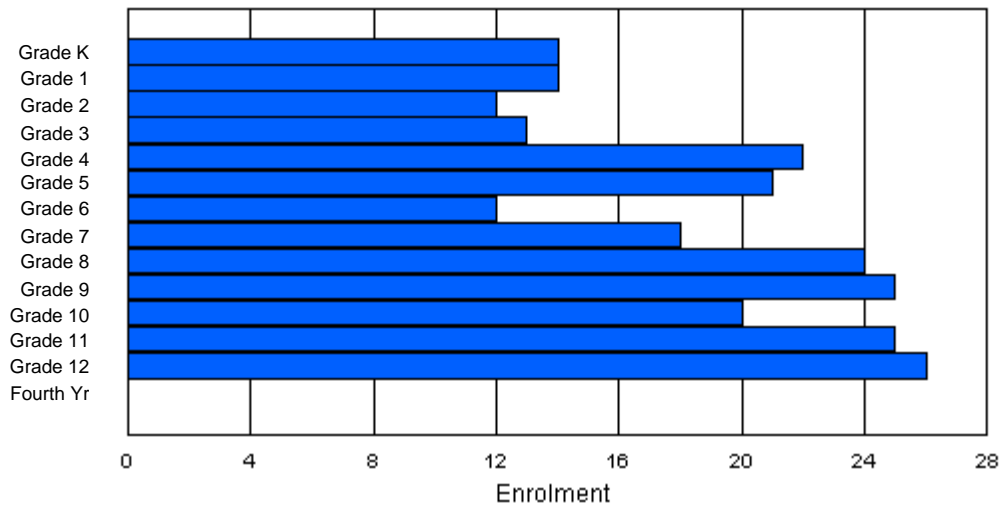
**Enrolment By Age and Gender**

Gender	Age																Total
	5	6	7	8	9	10	11	12	13	14	15	16	17	18	19	20>	
Male	9	10	6	5	10	12	8	12	14	7	14	15	9	0	0	0	131
Female	4	5	6	8	12	9	4	6	7	17	10	11	16	0	0	0	115
<b>Total</b>	<b>13</b>	<b>15</b>	<b>12</b>	<b>13</b>	<b>22</b>	<b>21</b>	<b>12</b>	<b>18</b>	<b>21</b>	<b>24</b>	<b>24</b>	<b>26</b>	<b>25</b>	<b>0</b>	<b>0</b>	<b>0</b>	<b>246</b>

**Enrolment By Grade and Gender**

Gender	Grade														Total
	K	1	2	3	4	5	6	7	8	9	10	11	12	4th	
Male	9	10	6	5	10	12	8	12	16	8	10	15	10	0	131
Female	5	4	6	8	12	9	4	6	8	17	10	10	16	0	115
<b>Total</b>	<b>14</b>	<b>14</b>	<b>12</b>	<b>13</b>	<b>22</b>	<b>21</b>	<b>12</b>	<b>18</b>	<b>24</b>	<b>25</b>	<b>20</b>	<b>25</b>	<b>26</b>	<b>0</b>	<b>246</b>

**Enrolment By Grade**  
For Fatima Academy



\* Data from the 1999-00 AGR(Enrolment/Age as of the last day in Sept./Dec.)

\*\* Newfoundland Statistics Classification System

\*\*\* May include itinerant teachers

District 9 - Avalon West

School #: 268

Harbour Grace Primary School, Harbour Grace

Classification: Rural Community/Avalon Region\*\*

Grades: K-4

Number of Grades: 5

[School FTE PTR : 14.1](#)

[District FTE PTR : 14.6](#)

[Provincial FTE PTR : 14.3](#)

[FTE Teachers](#) \*\*\* : 13.0

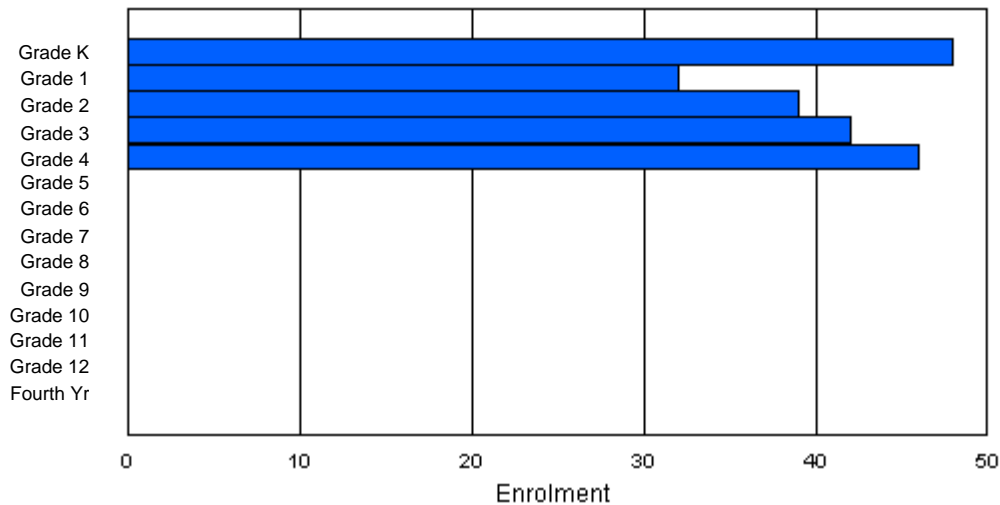
**Enrolment By Age and Gender**

Gender	Age																Total
	5	6	7	8	9	10	11	12	13	14	15	16	17	18	19	20>	
Male	21	20	18	21	26	0	0	0	0	0	0	0	0	0	0	0	106
Female	27	12	21	21	20	0	0	0	0	0	0	0	0	0	0	0	101
<b>Total</b>	<b>48</b>	<b>32</b>	<b>39</b>	<b>42</b>	<b>46</b>	<b>0</b>	<b>0</b>	<b>0</b>	<b>0</b>	<b>0</b>	<b>0</b>	<b>0</b>	<b>0</b>	<b>0</b>	<b>0</b>	<b>207</b>	

**Enrolment By Grade and Gender**

Gender	Grade															Total
	K	1	2	3	4	5	6	7	8	9	10	11	12	4th		
Male	21	20	18	21	26	0	0	0	0	0	0	0	0	0	0	106
Female	27	12	21	21	20	0	0	0	0	0	0	0	0	0	0	101
<b>Total</b>	<b>48</b>	<b>32</b>	<b>39</b>	<b>42</b>	<b>46</b>	<b>0</b>	<b>0</b>	<b>0</b>	<b>0</b>	<b>0</b>	<b>0</b>	<b>0</b>	<b>0</b>	<b>0</b>	<b>207</b>	

**Enrolment By Grade**  
For Harbour Grace Primary School



\* Data from the 1999-00 AGR(Enrolment/Age as of the last day in Sept./Dec.)

\*\* Newfoundland Statistics Classification System

\*\*\* May include itinerant teachers

District 9 - Avalon West

School #: 272

Holy Cross Elementary, Holyrood

Classification: Rural Community/Avalon Region\*\*

Grades: K-6

Number of Grades: 7

[School FTE PTR : 13.0](#)

[District FTE PTR : 14.6](#)

[Provincial FTE PTR : 14.3](#)

[FTE Teachers](#) \*\*\* : 17.5

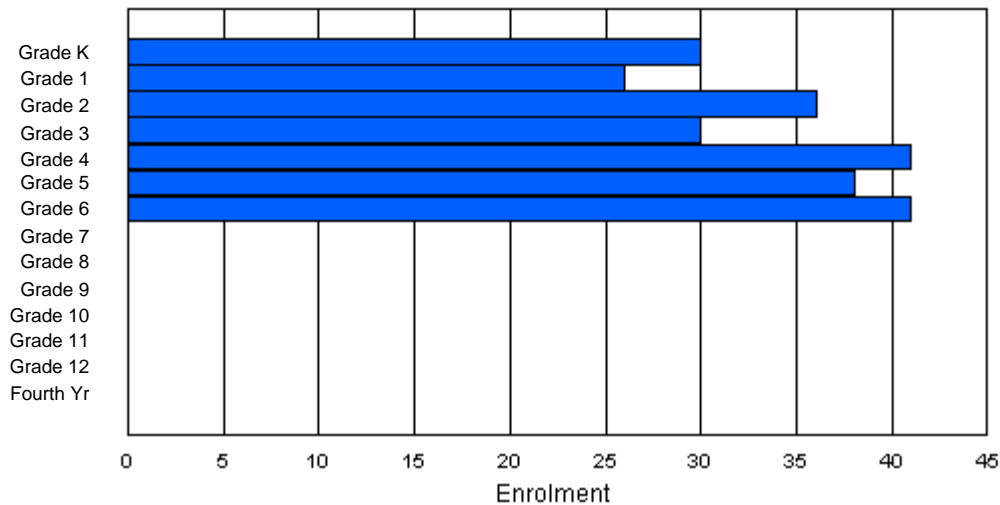
**Enrolment By Age and Gender**

Gender	Age																Total
	5	6	7	8	9	10	11	12	13	14	15	16	17	18	19	20>	
Male	13	9	18	19	18	16	25	0	0	0	0	0	0	0	0	0	118
Female	17	17	16	13	20	23	18	0	0	0	0	0	0	0	0	0	124
<b>Total</b>	<b>30</b>	<b>26</b>	<b>34</b>	<b>32</b>	<b>38</b>	<b>39</b>	<b>43</b>	<b>0</b>	<b>0</b>	<b>0</b>	<b>0</b>	<b>0</b>	<b>0</b>	<b>0</b>	<b>0</b>	<b>0</b>	<b>242</b>

**Enrolment By Grade and Gender**

Gender	Grade														Total
	K	1	2	3	4	5	6	7	8	9	10	11	12	4th	
Male	13	9	20	17	20	16	23	0	0	0	0	0	0	0	118
Female	17	17	16	13	21	22	18	0	0	0	0	0	0	0	124
<b>Total</b>	<b>30</b>	<b>26</b>	<b>36</b>	<b>30</b>	<b>41</b>	<b>38</b>	<b>41</b>	<b>0</b>	<b>0</b>	<b>0</b>	<b>0</b>	<b>0</b>	<b>0</b>	<b>0</b>	<b>242</b>

**Enrolment By Grade**  
For Holy Cross Elementary



\* Data from the 1999-00 AGR(Enrolment/Age as of the last day in Sept./Dec.)

\*\* Newfoundland Statistics Classification System

\*\*\* May include itinerant teachers

District 9 - Avalon West

School #: 258

Holy Family Elem, Chapel Arm

Classification: Rural Community/Avalon Region\*\*

Grades: K-3

Number of Grades: 4

[School FTE PTR : 12.5](#)

[District FTE PTR : 14.6](#)

[Provincial FTE PTR : 14.3](#)

[FTE Teachers](#) \*\*\* : 7.5

**Enrolment By Age and Gender**

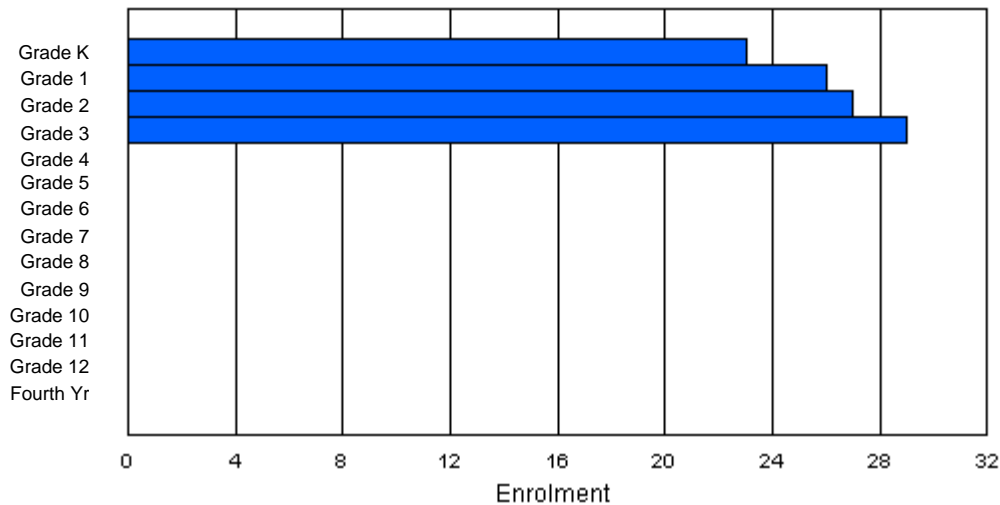
Gender	Age																Total
	5	6	7	8	9	10	11	12	13	14	15	16	17	18	19	20>	
Male	9	12	10	15	1	0	0	0	0	0	0	0	0	0	0	0	47
Female	14	11	16	14	3	0	0	0	0	0	0	0	0	0	0	0	58
Total	23	23	26	29	4	0	0	0	0	0	0	0	0	0	0	0	105

**Enrolment By Grade and Gender**

Gender	Grade															Total
	K	1	2	3	4	5	6	7	8	9	10	11	12	4th		
Male	9	13	11	14	0	0	0	0	0	0	0	0	0	0	0	47
Female	14	13	16	15	0	0	0	0	0	0	0	0	0	0	0	58
Total	23	26	27	29	0	0	0	0	0	0	0	0	0	0	0	105

**Enrolment By Grade**

For Holy Family Elem



\* Data from the 1999-00 AGR(Enrolment/Age as of the last day in Sept./Dec.)

\*\* Newfoundland Statistics Classification System

\*\*\* May include itinerant teachers

District 9 - Avalon West

School #: 285

Holy Redeemer Elementary, Spaniard's Bay

Classification: Rural Community/Avalon Region\*\*

Grades: K-9

Number of Grades: 10

[School FTE PTR : 15.2](#)

[District FTE PTR : 14.6](#)

[Provincial FTE PTR : 14.3](#)

[FTE Teachers](#) \*\*\* : 23.0

**Enrolment By Age and Gender**

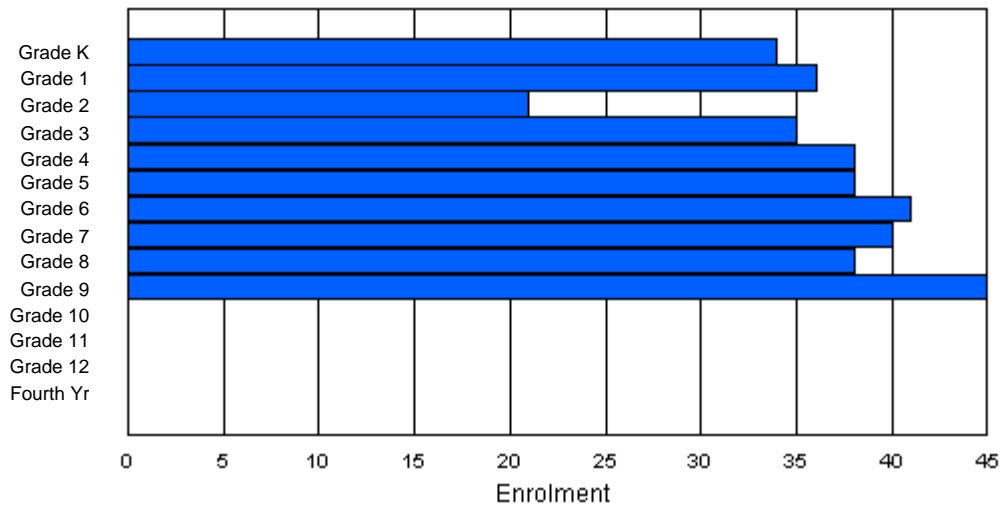
Gender	Age																Total
	5	6	7	8	9	10	11	12	13	14	15	16	17	18	19	20>	
Male	16	18	12	21	21	15	24	21	17	19	3	0	0	0	0	0	187
Female	18	16	11	14	17	22	16	19	21	24	1	0	0	0	0	0	179
<b>Total</b>	<b>34</b>	<b>34</b>	<b>23</b>	<b>35</b>	<b>38</b>	<b>37</b>	<b>40</b>	<b>40</b>	<b>38</b>	<b>43</b>	<b>4</b>	<b>0</b>	<b>0</b>	<b>0</b>	<b>0</b>	<b>0</b>	<b>366</b>

**Enrolment By Grade and Gender**

Gender	Grade														Total
	K	1	2	3	4	5	6	7	8	9	10	11	12	4th	
Male	16	20	10	21	21	15	25	22	17	20	0	0	0	0	187
Female	18	16	11	14	17	23	16	18	21	25	0	0	0	0	179
<b>Total</b>	<b>34</b>	<b>36</b>	<b>21</b>	<b>35</b>	<b>38</b>	<b>38</b>	<b>41</b>	<b>40</b>	<b>38</b>	<b>45</b>	<b>0</b>	<b>0</b>	<b>0</b>	<b>0</b>	<b>366</b>

**Enrolment By Grade**

For Holy Redeemer Elementary



\* Data from the 1999-00 AGR(Enrolment/Age as of the last day in Sept./Dec.)

\*\* Newfoundland Statistics Classification System

\*\*\* May include itinerant teachers

District 9 - Avalon West

School #: 276

Holy Trinity CH, Norman's Cove

Classification: Rural Community/Avalon Region\*\*

Grades: 7-12

Number of Grades: 6

[School FTE PTR : 13.7](#)

[District FTE PTR : 14.6](#)

[Provincial FTE PTR : 14.3](#)

[FTE Teachers](#) \*\*\* : 18.0

**Enrolment By Age and Gender**

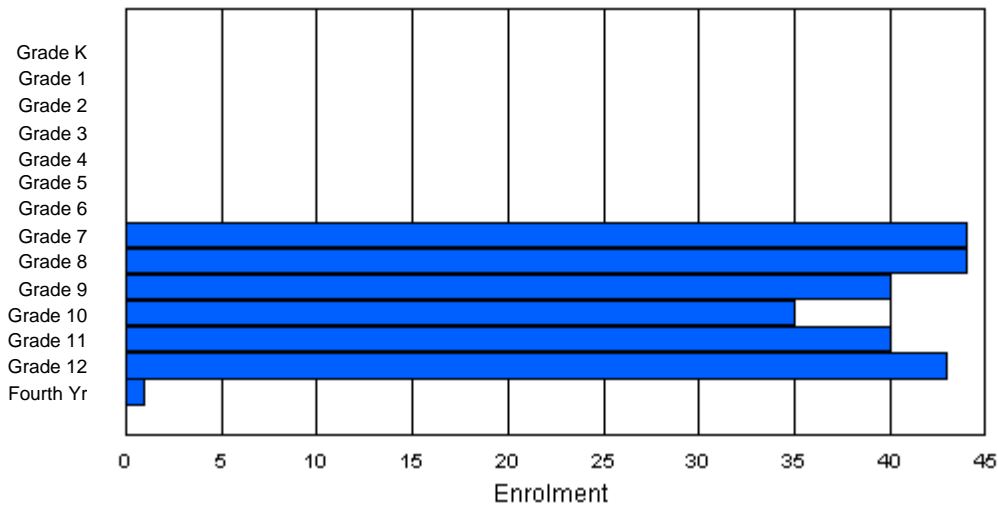
Gender	Age																Total
	5	6	7	8	9	10	11	12	13	14	15	16	17	18	19	20>	
Male	0	0	0	0	0	0	0	20	24	18	26	16	21	3	1	0	129
Female	0	0	0	0	0	0	0	19	19	25	12	21	22	0	0	0	118
<b>Total</b>	<b>0</b>	<b>0</b>	<b>0</b>	<b>0</b>	<b>0</b>	<b>0</b>	<b>0</b>	<b>39</b>	<b>43</b>	<b>43</b>	<b>38</b>	<b>37</b>	<b>43</b>	<b>3</b>	<b>1</b>	<b>0</b>	<b>247</b>

**Enrolment By Grade and Gender**

Gender	Grade															Total
	K	1	2	3	4	5	6	7	8	9	10	11	12	4th		
Male	0	0	0	0	0	0	0	22	26	16	24	19	21	1	129	
Female	0	0	0	0	0	0	0	22	18	24	11	21	22	0	118	
<b>Total</b>	<b>0</b>	<b>0</b>	<b>0</b>	<b>0</b>	<b>0</b>	<b>0</b>	<b>0</b>	<b>44</b>	<b>44</b>	<b>40</b>	<b>35</b>	<b>40</b>	<b>43</b>	<b>1</b>	<b>247</b>	

**Enrolment By Grade**

For Holy Trinity CH



\* Data from the 1999-00 AGR(Enrolment/Age as of the last day in Sept./Dec.)

\*\* Newfoundland Statistics Classification System

\*\*\* May include itinerant teachers

District 9 - Avalon West

School #: 271

Holy Trinity RH, Heart's Content

Classification: Rural Community/Avalon Region\*\*

Grades: 8-12

Number of Grades: 5

[School FTE PTR : 13.1](#)

[District FTE PTR : 14.6](#)

[Provincial FTE PTR : 14.3](#)

[FTE Teachers](#) \*\*\* : 13.5

**Enrolment By Age and Gender**

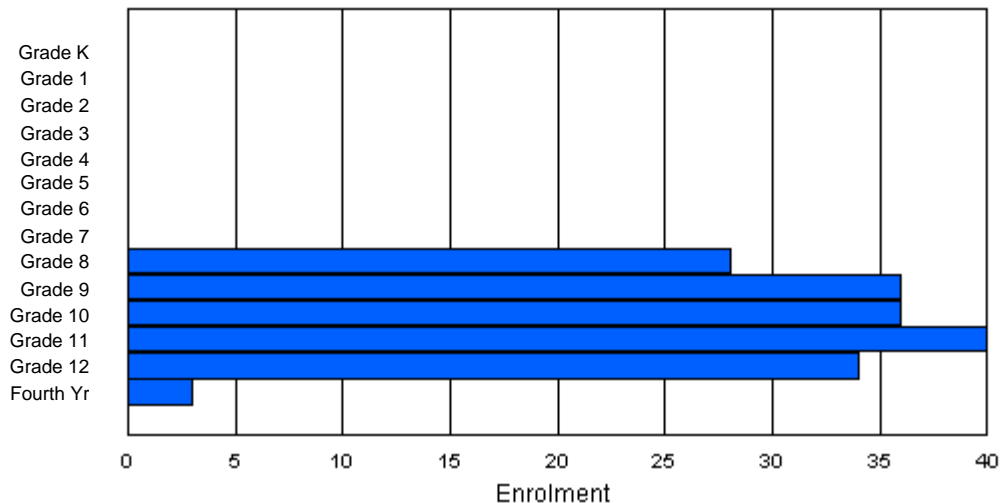
Gender	Age																Total
	5	6	7	8	9	10	11	12	13	14	15	16	17	18	19	20>	
Male	0	0	0	0	0	0	0	0	11	12	20	17	17	7	0	0	84
Female	0	0	0	0	0	0	0	0	17	22	13	24	13	4	0	0	93
<b>Total</b>	<b>0</b>	<b>0</b>	<b>0</b>	<b>0</b>	<b>0</b>	<b>0</b>	<b>0</b>	<b>0</b>	<b>28</b>	<b>34</b>	<b>33</b>	<b>41</b>	<b>30</b>	<b>11</b>	<b>0</b>	<b>0</b>	<b>177</b>

**Enrolment By Grade and Gender**

Gender	Grade															Total
	K	1	2	3	4	5	6	7	8	9	10	11	12	4th		
Male	0	0	0	0	0	0	0	0	10	14	21	17	20	2	84	
Female	0	0	0	0	0	0	0	0	18	22	15	23	14	1	93	
<b>Total</b>	<b>0</b>	<b>0</b>	<b>0</b>	<b>0</b>	<b>0</b>	<b>0</b>	<b>0</b>	<b>0</b>	<b>28</b>	<b>36</b>	<b>36</b>	<b>40</b>	<b>34</b>	<b>3</b>	<b>177</b>	

**Enrolment By Grade**

For Holy Trinity RH



\* Data from the 1999-00 AGR(Enrolment/Age as of the last day in Sept./Dec.)

\*\* Newfoundland Statistics Classification System

\*\*\* May include itinerant teachers

District 9 - Avalon West

School #: 260

Immaculate Conception, Colliers

Classification: Rural Community/Avalon Region\*\*

Grades: K-3

Number of Grades: 4

[School FTE PTR : 13.0](#)

[District FTE PTR : 14.6](#)

[Provincial FTE PTR : 14.3](#)

[FTE Teachers](#) \*\*\* : 6.0

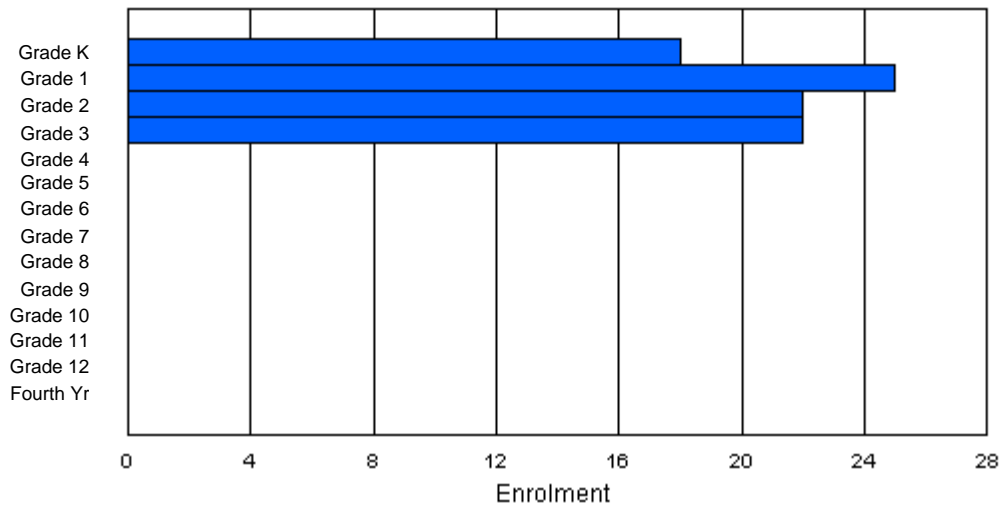
**Enrolment By Age and Gender**

Gender	Age																Total
	5	6	7	8	9	10	11	12	13	14	15	16	17	18	19	20>	
Male	9	14	17	7	0	0	0	0	0	0	0	0	0	0	0	0	47
Female	9	10	6	15	0	0	0	0	0	0	0	0	0	0	0	0	40
<b>Total</b>	<b>18</b>	<b>24</b>	<b>23</b>	<b>22</b>	<b>0</b>	<b>0</b>	<b>0</b>	<b>0</b>	<b>0</b>	<b>0</b>	<b>0</b>	<b>0</b>	<b>0</b>	<b>0</b>	<b>0</b>	<b>0</b>	<b>87</b>

**Enrolment By Grade and Gender**

Gender	Grade															Total
	K	1	2	3	4	5	6	7	8	9	10	11	12	4th		
Male	9	15	16	7	0	0	0	0	0	0	0	0	0	0	0	47
Female	9	10	6	15	0	0	0	0	0	0	0	0	0	0	0	40
<b>Total</b>	<b>18</b>	<b>25</b>	<b>22</b>	<b>22</b>	<b>0</b>	<b>0</b>	<b>0</b>	<b>0</b>	<b>0</b>	<b>0</b>	<b>0</b>	<b>0</b>	<b>0</b>	<b>0</b>	<b>0</b>	<b>87</b>

**Enrolment By Grade**  
For Immaculate Conception



\* Data from the 1999-00 AGR(Enrolment/Age as of the last day in Sept./Dec.)

\*\* Newfoundland Statistics Classification System

\*\*\* May include itinerant teachers



District 9 - Avalon West

School #: 280

Laval High School, Placentia

Classification: Urban Community/Avalon Region\*\*

Grades: 9-12

Number of Grades: 4

[School FTE PTR : 15.3](#)

[District FTE PTR : 14.6](#)

[Provincial FTE PTR : 14.3](#)

[FTE Teachers](#) \*\*\* : 21.0

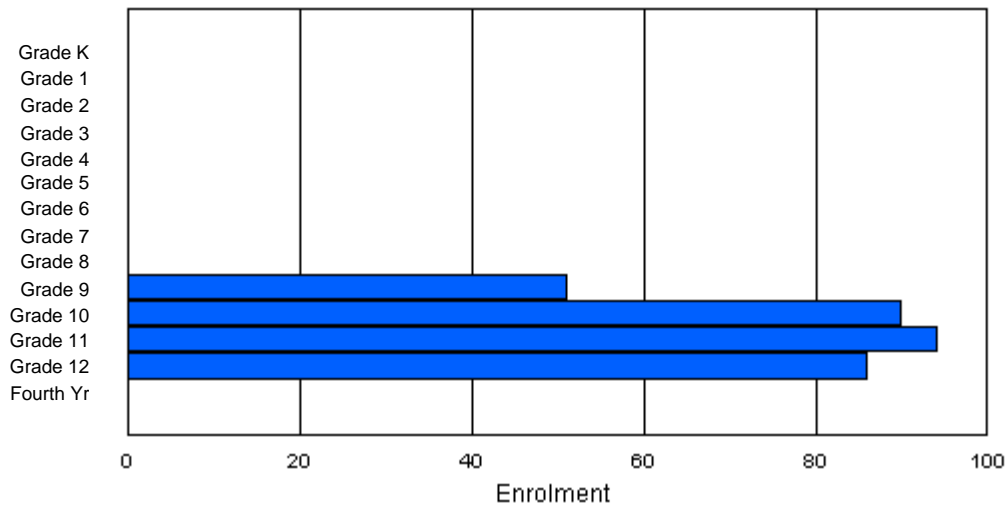
**Enrolment By Age and Gender**

Gender	Age																Total
	5	6	7	8	9	10	11	12	13	14	15	16	17	18	19	20>	
Male	0	0	0	0	0	0	0	0	0	22	47	38	53	5	1	0	166
Female	0	0	0	0	0	0	0	0	0	16	34	56	45	4	0	0	155
<b>Total</b>	<b>0</b>	<b>0</b>	<b>0</b>	<b>0</b>	<b>0</b>	<b>0</b>	<b>0</b>	<b>0</b>	<b>0</b>	<b>38</b>	<b>81</b>	<b>94</b>	<b>98</b>	<b>9</b>	<b>1</b>	<b>0</b>	<b>321</b>

**Enrolment By Grade and Gender**

Gender	Grade															Total
	K	1	2	3	4	5	6	7	8	9	10	11	12	4th		
Male	0	0	0	0	0	0	0	0	0	33	53	32	48	0	166	
Female	0	0	0	0	0	0	0	0	0	18	37	62	38	0	155	
<b>Total</b>	<b>0</b>	<b>0</b>	<b>0</b>	<b>0</b>	<b>0</b>	<b>0</b>	<b>0</b>	<b>0</b>	<b>0</b>	<b>51</b>	<b>90</b>	<b>94</b>	<b>86</b>	<b>0</b>	<b>321</b>	

**Enrolment By Grade**  
For Laval High School



\* Data from the 1999-00 AGR(Enrolment/Age as of the last day in Sept./Dec.)

\*\* Newfoundland Statistics Classification System

\*\*\* May include itinerant teachers

District 9 - Avalon West

School #: 277

Norman's Cove Elementary, Norman's Cove

Classification: Rural Community/Avalon Region\*\*

Grades: 4-6

Number of Grades: 3

[School FTE PTR : 13.4](#)

[District FTE PTR : 14.6](#)

[Provincial FTE PTR : 14.3](#)

[FTE Teachers](#) \*\*\* : 8.5

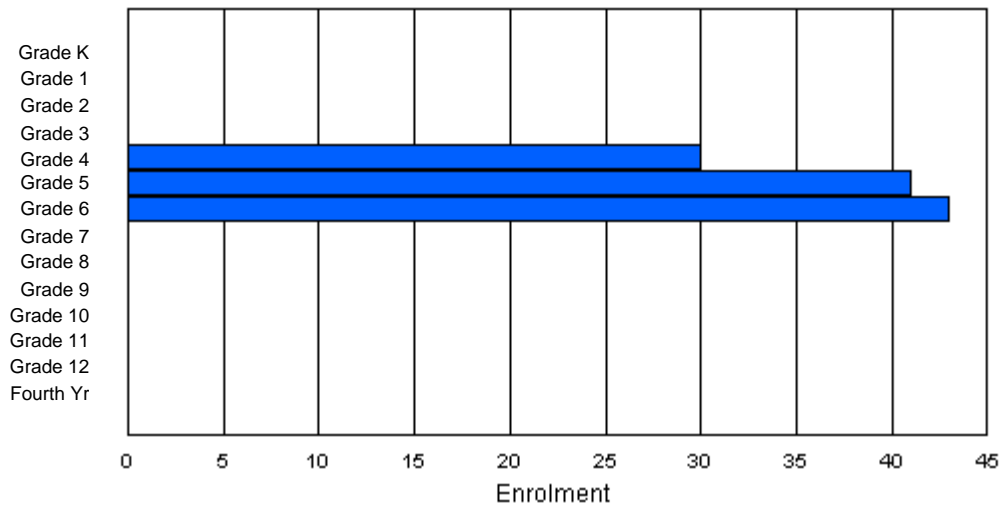
**Enrolment By Age and Gender**

Gender	Age																	Total
	5	6	7	8	9	10	11	12	13	14	15	16	17	18	19	20>		
Male	0	0	0	0	11	21	26	3	0	0	0	0	0	0	0	0	61	
Female	0	0	0	0	15	18	20	0	0	0	0	0	0	0	0	0	53	
<b>Total</b>	<b>0</b>	<b>0</b>	<b>0</b>	<b>0</b>	<b>26</b>	<b>39</b>	<b>46</b>	<b>3</b>	<b>0</b>	<b>0</b>	<b>0</b>	<b>0</b>	<b>0</b>	<b>0</b>	<b>0</b>	<b>0</b>	<b>114</b>	

**Enrolment By Grade and Gender**

Gender	Grade															Total
	K	1	2	3	4	5	6	7	8	9	10	11	12	4th		
Male	0	0	0	0	15	23	23	0	0	0	0	0	0	0	61	
Female	0	0	0	0	15	18	20	0	0	0	0	0	0	0	53	
<b>Total</b>	<b>0</b>	<b>0</b>	<b>0</b>	<b>0</b>	<b>30</b>	<b>41</b>	<b>43</b>	<b>0</b>	<b>0</b>	<b>0</b>	<b>0</b>	<b>0</b>	<b>0</b>	<b>0</b>	<b>114</b>	

**Enrolment By Grade**  
For Norman's Cove Elementary



\* Data from the 1999-00 AGR(Enrolment/Age as of the last day in Sept./Dec.)

\*\* Newfoundland Statistics Classification System

\*\*\* May include itinerant teachers

District 9 - Avalon West

School #: 439

North Shore Collegiate, Northern Bay

Classification: Rural Community/Avalon Region\*\*

Grades: 7-12

Number of Grades: 6

[School FTE PTR : 14.0](#)

[District FTE PTR : 14.6](#)

[Provincial FTE PTR : 14.3](#)

[FTE Teachers](#) \*\*\* : 18.5

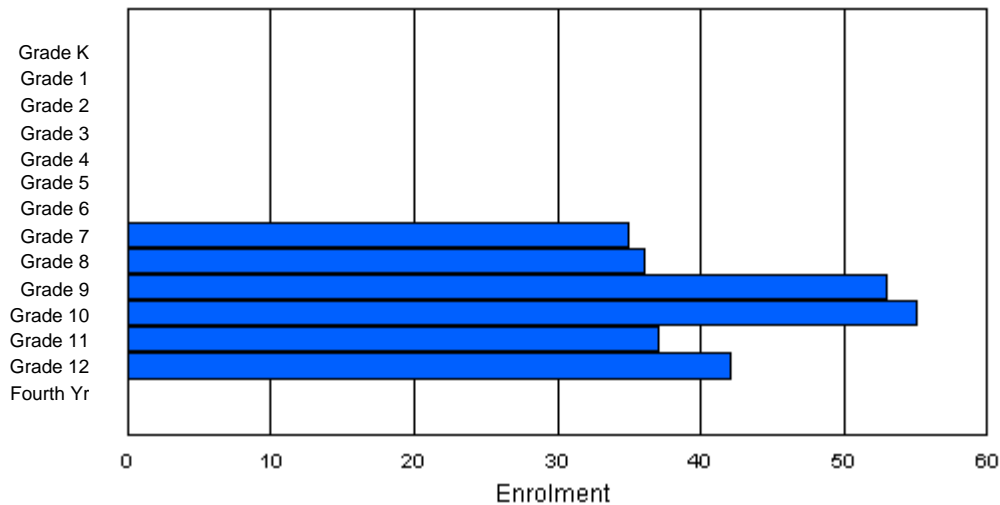
**Enrolment By Age and Gender**

Gender	Age																Total
	5	6	7	8	9	10	11	12	13	14	15	16	17	18	19	20>	
Male	0	0	0	0	0	0	0	15	16	21	30	24	21	2	0	0	129
Female	0	0	0	0	0	0	0	20	18	29	26	15	20	1	0	0	129
<b>Total</b>	<b>0</b>	<b>0</b>	<b>0</b>	<b>0</b>	<b>0</b>	<b>0</b>	<b>0</b>	<b>35</b>	<b>34</b>	<b>50</b>	<b>56</b>	<b>39</b>	<b>41</b>	<b>3</b>	<b>0</b>	<b>0</b>	<b>258</b>

**Enrolment By Grade and Gender**

Gender	Grade															Total
	K	1	2	3	4	5	6	7	8	9	10	11	12	4th		
Male	0	0	0	0	0	0	0	15	16	25	29	23	21	0	129	
Female	0	0	0	0	0	0	0	20	20	28	26	14	21	0	129	
<b>Total</b>	<b>0</b>	<b>0</b>	<b>0</b>	<b>0</b>	<b>0</b>	<b>0</b>	<b>0</b>	<b>35</b>	<b>36</b>	<b>53</b>	<b>55</b>	<b>37</b>	<b>42</b>	<b>0</b>	<b>258</b>	

**Enrolment By Grade**  
For North Shore Collegiate



\* Data from the 1999-00 AGR(Enrolment/Age as of the last day in Sept./Dec.)

\*\* Newfoundland Statistics Classification System

\*\*\* May include itinerant teachers

District 9 - Avalon West

School #: 291

Perlwin Elementary, Winterton

Classification: Rural Community/Avalon Region\*\*

Grades: K-7

Number of Grades: 8

[School FTE PTR : 15.4](#)

[District FTE PTR : 14.6](#)

[Provincial FTE PTR : 14.3](#)

[FTE Teachers](#) \*\*\* : 11.0

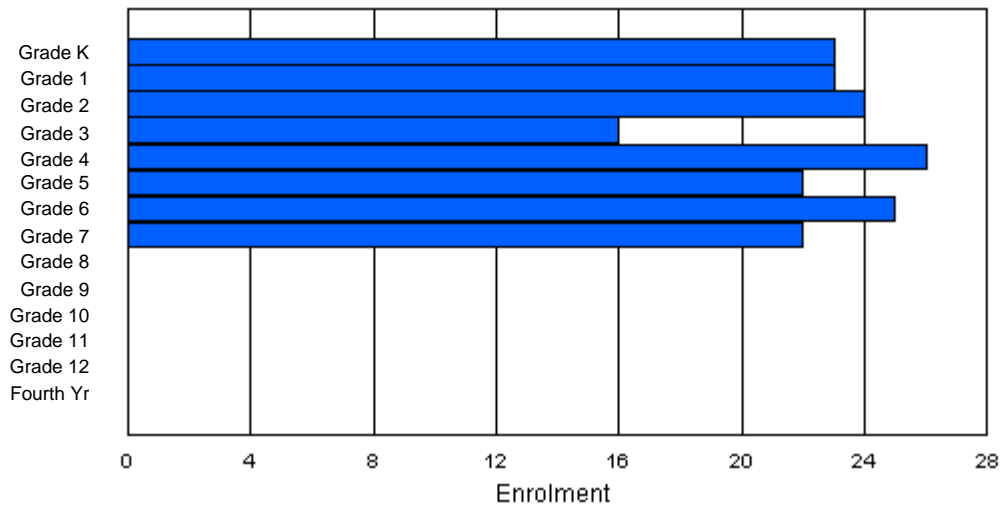
**Enrolment By Age and Gender**

Gender	Age																Total
	5	6	7	8	9	10	11	12	13	14	15	16	17	18	19	20>	
Male	14	14	11	4	12	13	10	11	1	0	0	0	0	0	0	0	90
Female	9	8	13	13	14	8	16	10	0	0	0	0	0	0	0	0	91
<b>Total</b>	<b>23</b>	<b>22</b>	<b>24</b>	<b>17</b>	<b>26</b>	<b>21</b>	<b>26</b>	<b>21</b>	<b>1</b>	<b>0</b>	<b>0</b>	<b>0</b>	<b>0</b>	<b>0</b>	<b>0</b>	<b>0</b>	<b>181</b>

**Enrolment By Grade and Gender**

Gender	Grade															Total
	K	1	2	3	4	5	6	7	8	9	10	11	12	4th		
Male	14	14	11	4	12	13	10	12	0	0	0	0	0	0	0	90
Female	9	9	13	12	14	9	15	10	0	0	0	0	0	0	0	91
<b>Total</b>	<b>23</b>	<b>23</b>	<b>24</b>	<b>16</b>	<b>26</b>	<b>22</b>	<b>25</b>	<b>22</b>	<b>0</b>	<b>0</b>	<b>0</b>	<b>0</b>	<b>0</b>	<b>0</b>	<b>0</b>	<b>181</b>

**Enrolment By Grade**  
For Perlwin Elementary



\* Data from the 1999-00 AGR(Enrolment/Age as of the last day in Sept./Dec.)

\*\* Newfoundland Statistics Classification System

\*\*\* May include itinerant teachers

District 9 - Avalon West

School #: 442

Persalvic Elementary, Victoria

Classification: Rural Community/Avalon Region\*\*

Grades: K-9

Number of Grades: 10

[School FTE PTR : 15.6](#)

[District FTE PTR : 14.6](#)

[Provincial FTE PTR : 14.3](#)

[FTE Teachers](#) \*\*\* : 21.0

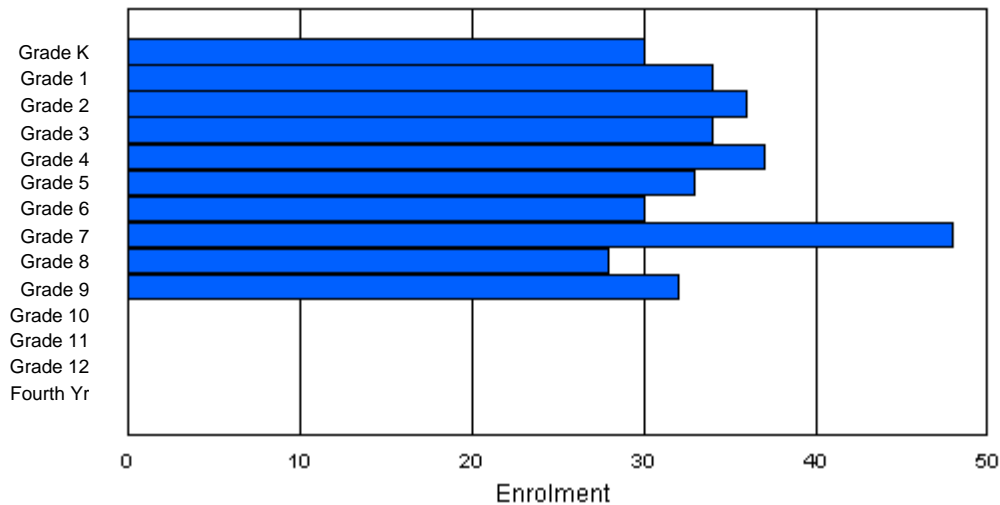
**Enrolment By Age and Gender**

Gender	Age																Total
	5	6	7	8	9	10	11	12	13	14	15	16	17	18	19	20>	
Male	20	10	20	15	20	15	14	26	12	20	2	0	0	0	0	0	174
Female	10	23	17	17	15	21	12	23	15	15	0	0	0	0	0	0	168
<b>Total</b>	<b>30</b>	<b>33</b>	<b>37</b>	<b>32</b>	<b>35</b>	<b>36</b>	<b>26</b>	<b>49</b>	<b>27</b>	<b>35</b>	<b>2</b>	<b>0</b>	<b>0</b>	<b>0</b>	<b>0</b>	<b>0</b>	<b>342</b>

**Enrolment By Grade and Gender**

Gender	Grade														Total
	K	1	2	3	4	5	6	7	8	9	10	11	12	4th	
Male	20	11	19	17	19	14	16	27	13	18	0	0	0	0	174
Female	10	23	17	17	18	19	14	21	15	14	0	0	0	0	168
<b>Total</b>	<b>30</b>	<b>34</b>	<b>36</b>	<b>34</b>	<b>37</b>	<b>33</b>	<b>30</b>	<b>48</b>	<b>28</b>	<b>32</b>	<b>0</b>	<b>0</b>	<b>0</b>	<b>0</b>	<b>342</b>

**Enrolment By Grade**  
For Persalvic Elementary



\* Data from the 1999-00 AGR(Enrolment/Age as of the last day in Sept./Dec.)

\*\* Newfoundland Statistics Classification System

\*\*\* May include itinerant teachers

District 9 - Avalon West

School #: 266

Ridgewood JH, Green's Harbour

Classification: Rural Community/Avalon Region\*\*

Grades: 7-9

Number of Grades: 3

[School FTE PTR : 17.1](#)

[District FTE PTR : 14.6](#)

[Provincial FTE PTR : 14.3](#)

[FTE Teachers](#) \*\*\* : 7.0

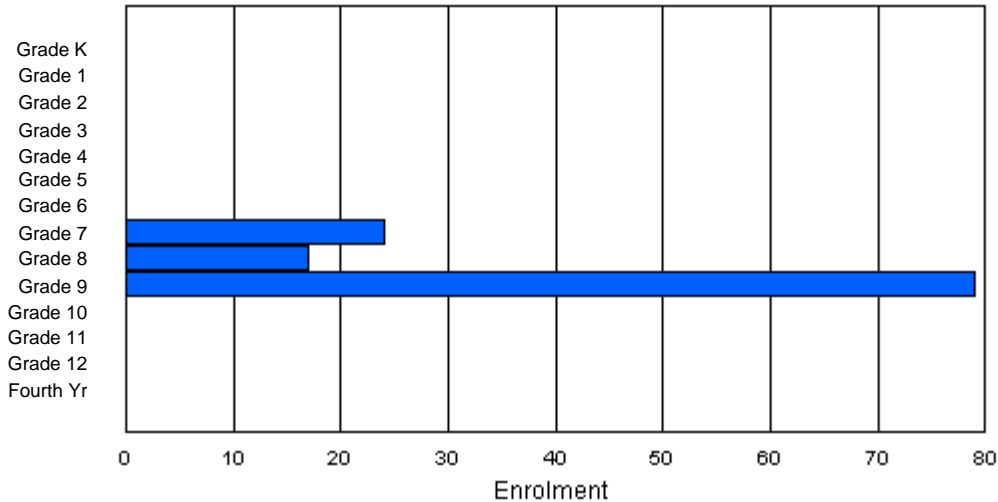
**Enrolment By Age and Gender**

Gender	Age																Total
	5	6	7	8	9	10	11	12	13	14	15	16	17	18	19	20>	
Male	0	0	0	0	0	0	0	7	13	28	9	0	0	0	0	0	57
Female	0	0	0	0	0	0	0	11	7	36	9	0	0	0	0	0	63
<b>Total</b>	<b>0</b>	<b>0</b>	<b>0</b>	<b>0</b>	<b>0</b>	<b>0</b>	<b>0</b>	<b>18</b>	<b>20</b>	<b>64</b>	<b>18</b>	<b>0</b>	<b>0</b>	<b>0</b>	<b>0</b>	<b>0</b>	<b>120</b>

**Enrolment By Grade and Gender**

Gender	Grade															Total
	K	1	2	3	4	5	6	7	8	9	10	11	12	4th		
Male	0	0	0	0	0	0	0	10	12	35	0	0	0	0	57	
Female	0	0	0	0	0	0	0	14	5	44	0	0	0	0	63	
<b>Total</b>	<b>0</b>	<b>0</b>	<b>0</b>	<b>0</b>	<b>0</b>	<b>0</b>	<b>0</b>	<b>24</b>	<b>17</b>	<b>79</b>	<b>0</b>	<b>0</b>	<b>0</b>	<b>0</b>	<b>120</b>	

**Enrolment By Grade**  
For Ridgewood JH



\* Data from the 1999-00 AGR(Enrolment/Age as of the last day in Sept./Dec.)

\*\* Newfoundland Statistics Classification System

\*\*\* May include itinerant teachers

District 9 - Avalon West

School #: 247

Roncalli CH, Avondale

Classification: Rural Community/Avalon Region\*\*

Grades: 7-12

Number of Grades: 6

[School FTE PTR : 15.7](#)

[District FTE PTR : 14.6](#)

[Provincial FTE PTR : 14.3](#)

[FTE Teachers](#) \*\*\* : 36.5

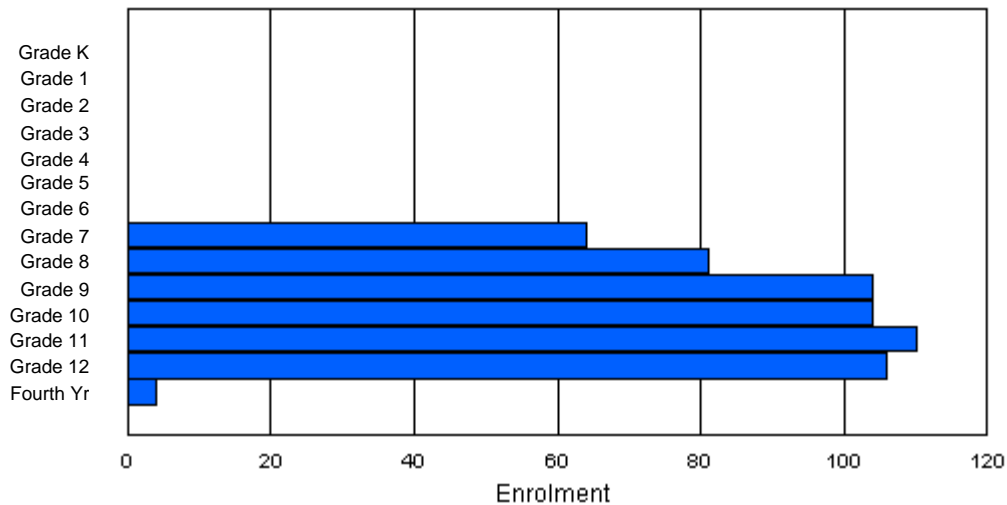
**Enrolment By Age and Gender**

Gender	Age																	Total
	5	6	7	8	9	10	11	12	13	14	15	16	17	18	19	20>		
Male	0	0	0	0	0	0	0	32	36	46	50	55	40	9	2	1	271	
Female	0	0	0	0	0	0	0	32	43	55	53	48	69	2	0	0	302	
<b>Total</b>	0	0	0	0	0	0	0	64	79	101	103	103	109	11	2	1	573	

**Enrolment By Grade and Gender**

Gender	Grade															Total
	K	1	2	3	4	5	6	7	8	9	10	11	12	4th		
Male	0	0	0	0	0	0	0	32	37	48	51	61	38	4	271	
Female	0	0	0	0	0	0	0	32	44	56	53	49	68	0	302	
<b>Total</b>	0	0	0	0	0	0	0	64	81	104	104	110	106	4	573	

**Enrolment By Grade**  
For Roncalli CH



\* Data from the 1999-00 AGR(Enrolment/Age as of the last day in Sept./Dec.)

\*\* Newfoundland Statistics Classification System

\*\*\* May include itinerant teachers

District 9 - Avalon West

School #: 435

St. Anne's Acad, Dunville

Classification: Urban Community/Avalon Region\*\*

Grades: K-9

Number of Grades: 10

[School FTE PTR : 14.8](#)

[District FTE PTR : 14.6](#)

[Provincial FTE PTR : 14.3](#)

[FTE Teachers](#) \*\*\* : 27.3

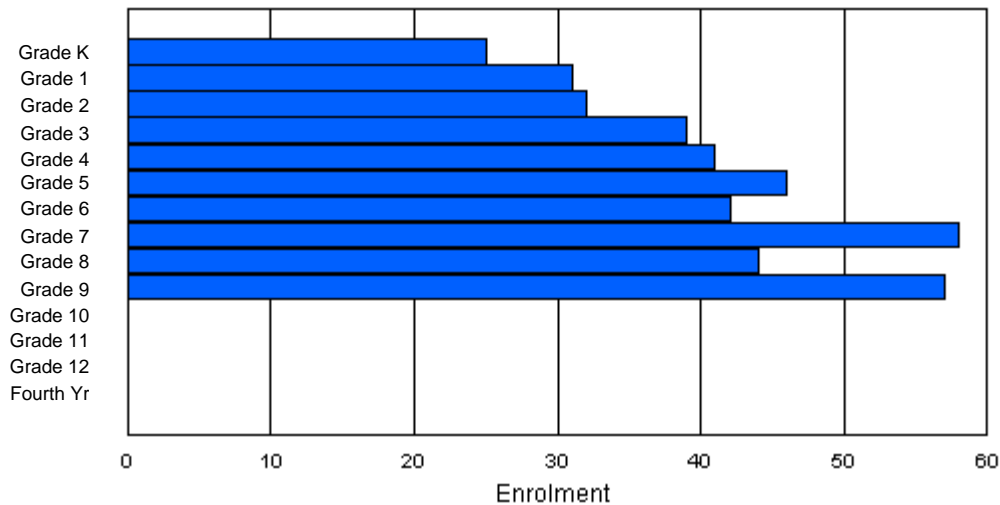
**Enrolment By Age and Gender**

Gender	Age																Total
	5	6	7	8	9	10	11	12	13	14	15	16	17	18	19	20>	
Male	12	14	18	21	19	31	27	29	15	25	3	0	0	0	0	0	214
Female	13	15	15	18	22	16	15	29	28	30	0	0	0	0	0	0	201
<b>Total</b>	<b>25</b>	<b>29</b>	<b>33</b>	<b>39</b>	<b>41</b>	<b>47</b>	<b>42</b>	<b>58</b>	<b>43</b>	<b>55</b>	<b>3</b>	<b>0</b>	<b>0</b>	<b>0</b>	<b>0</b>	<b>0</b>	<b>415</b>

**Enrolment By Grade and Gender**

Gender	Grade														Total
	K	1	2	3	4	5	6	7	8	9	10	11	12	4th	
Male	12	16	17	20	20	30	27	29	16	27	0	0	0	0	214
Female	13	15	15	19	21	16	15	29	28	30	0	0	0	0	201
<b>Total</b>	<b>25</b>	<b>31</b>	<b>32</b>	<b>39</b>	<b>41</b>	<b>46</b>	<b>42</b>	<b>58</b>	<b>44</b>	<b>57</b>	<b>0</b>	<b>0</b>	<b>0</b>	<b>0</b>	<b>415</b>

**Enrolment By Grade**  
For St. Anne's Acad



\* Data from the 1999-00 AGR(Enrolment/Age as of the last day in Sept./Dec.)

\*\* Newfoundland Statistics Classification System

\*\*\* May include itinerant teachers



District 9 - Avalon West

School #: 261

St. Anne's Elem, Conception Harbour

Classification: Rural Community/Avalon Region\*\*

Grades: 4-6

Number of Grades: 3

[School FTE PTR : 16.2](#)

[District FTE PTR : 14.6](#)

[Provincial FTE PTR : 14.3](#)

[FTE Teachers](#) \*\*\* : 6.0

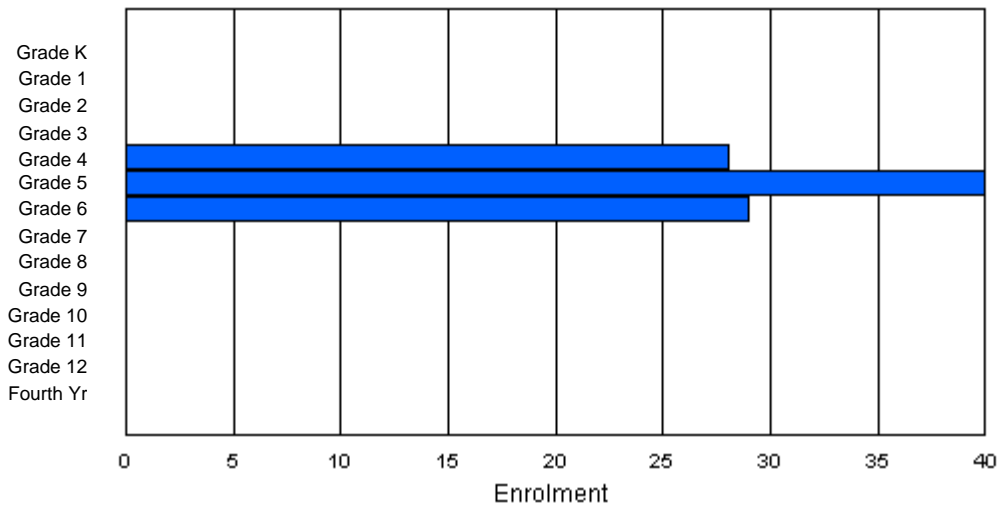
**Enrolment By Age and Gender**

Gender	Age																Total
	5	6	7	8	9	10	11	12	13	14	15	16	17	18	19	20>	
Male	0	0	0	0	17	14	13	0	0	0	0	0	0	0	0	0	44
Female	0	0	0	0	11	24	18	0	0	0	0	0	0	0	0	0	53
<b>Total</b>	<b>0</b>	<b>0</b>	<b>0</b>	<b>0</b>	<b>28</b>	<b>38</b>	<b>31</b>	<b>0</b>	<b>0</b>	<b>0</b>	<b>0</b>	<b>0</b>	<b>0</b>	<b>0</b>	<b>0</b>	<b>0</b>	<b>97</b>

**Enrolment By Grade and Gender**

Gender	Grade															Total
	K	1	2	3	4	5	6	7	8	9	10	11	12	4th		
Male	0	0	0	0	17	16	11	0	0	0	0	0	0	0	44	
Female	0	0	0	0	11	24	18	0	0	0	0	0	0	0	53	
<b>Total</b>	<b>0</b>	<b>0</b>	<b>0</b>	<b>0</b>	<b>28</b>	<b>40</b>	<b>29</b>	<b>0</b>	<b>0</b>	<b>0</b>	<b>0</b>	<b>0</b>	<b>0</b>	<b>0</b>	<b>97</b>	

**Enrolment By Grade**  
For St. Anne's Elem



\* Data from the 1999-00 AGR(Enrolment/Age as of the last day in Sept./Dec.)

\*\* Newfoundland Statistics Classification System

\*\*\* May include itinerant teachers

District 9 - Avalon West

School #: 274

St. Catherine's Acad, Mount Carmel

Classification: Rural Community/Avalon Region\*\*

Grades: K-12

Number of Grades: 13

[School FTE PTR : 13.8](#)

[District FTE PTR : 14.6](#)

[Provincial FTE PTR : 14.3](#)

[FTE Teachers](#) \*\*\* : 22.0

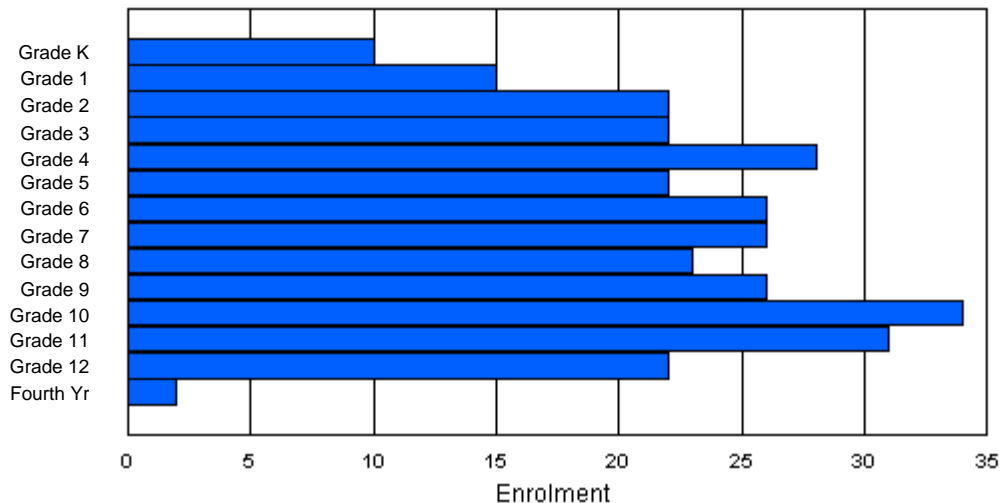
**Enrolment By Age and Gender**

Gender	Age																Total
	5	6	7	8	9	10	11	12	13	14	15	16	17	18	19	20>	
Male	4	7	10	17	10	14	13	14	10	15	14	14	16	1	2	0	161
Female	6	8	12	5	18	8	13	12	13	10	16	14	12	1	0	0	148
<b>Total</b>	<b>10</b>	<b>15</b>	<b>22</b>	<b>22</b>	<b>28</b>	<b>22</b>	<b>26</b>	<b>26</b>	<b>23</b>	<b>25</b>	<b>30</b>	<b>28</b>	<b>28</b>	<b>2</b>	<b>2</b>	<b>0</b>	<b>309</b>

**Enrolment By Grade and Gender**

Gender	Grade														Total
	K	1	2	3	4	5	6	7	8	9	10	11	12	4th	
Male	4	7	10	17	10	14	13	14	10	16	17	16	11	2	161
Female	6	8	12	5	18	8	13	12	13	10	17	15	11	0	148
<b>Total</b>	<b>10</b>	<b>15</b>	<b>22</b>	<b>22</b>	<b>28</b>	<b>22</b>	<b>26</b>	<b>26</b>	<b>23</b>	<b>26</b>	<b>34</b>	<b>31</b>	<b>22</b>	<b>2</b>	<b>309</b>

**Enrolment By Grade**  
For St. Catherine's Acad



\* Data from the 1999-00 AGR(Enrolment/Age as of the last day in Sept./Dec.)

\*\* Newfoundland Statistics Classification System

\*\*\* May include itinerant teachers

District 9 - Avalon West

School #: 281

St. Edward's Elementary, Placentia

Classification: Urban Community/Avalon Region\*\*

Grades: K-8

Number of Grades: 9

[School FTE PTR : 15.5](#)

[District FTE PTR : 14.6](#)

[Provincial FTE PTR : 14.3](#)

[FTE Teachers](#) \*\*\* : 19.8

**Enrolment By Age and Gender**

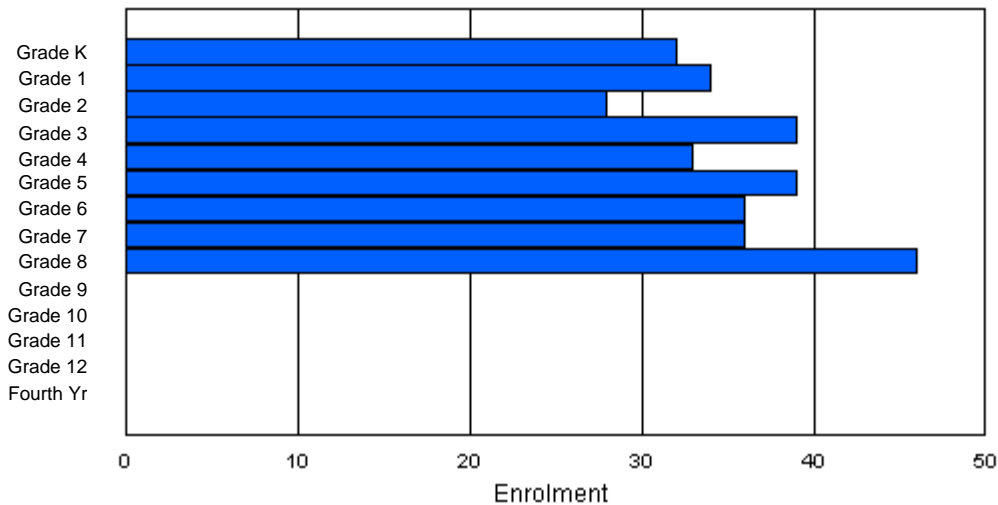
Gender	Age																Total
	5	6	7	8	9	10	11	12	13	14	15	16	17	18	19	20>	
Male	22	15	16	16	16	20	16	17	19	5	0	0	0	0	0	0	162
Female	10	19	12	23	15	21	20	17	21	3	0	0	0	0	0	0	161
<b>Total</b>	<b>32</b>	<b>34</b>	<b>28</b>	<b>39</b>	<b>31</b>	<b>41</b>	<b>36</b>	<b>34</b>	<b>40</b>	<b>8</b>	<b>0</b>	<b>0</b>	<b>0</b>	<b>0</b>	<b>0</b>	<b>0</b>	<b>323</b>

**Enrolment By Grade and Gender**

Gender	Grade														Total
	K	1	2	3	4	5	6	7	8	9	10	11	12	4th	
Male	22	15	16	16	16	20	16	18	23	0	0	0	0	0	162
Female	10	19	12	23	17	19	20	18	23	0	0	0	0	0	161
<b>Total</b>	<b>32</b>	<b>34</b>	<b>28</b>	<b>39</b>	<b>33</b>	<b>39</b>	<b>36</b>	<b>36</b>	<b>46</b>	<b>0</b>	<b>0</b>	<b>0</b>	<b>0</b>	<b>0</b>	<b>323</b>

**Enrolment By Grade**

For St. Edward's Elementary



\* Data from the 1999-00 AGR(Enrolment/Age as of the last day in Sept./Dec.)

\*\* Newfoundland Statistics Classification System

\*\*\* May include itinerant teachers

District 9 - Avalon West

School #: 269

St. Francis School, Harbour Grace

Classification: Rural Community/Avalon Region\*\*

Grades: 5-9

Number of Grades: 5

[School FTE PTR : 13.7](#)

[District FTE PTR : 14.6](#)

[Provincial FTE PTR : 14.3](#)

[FTE Teachers](#) \*\*\* : 18.0

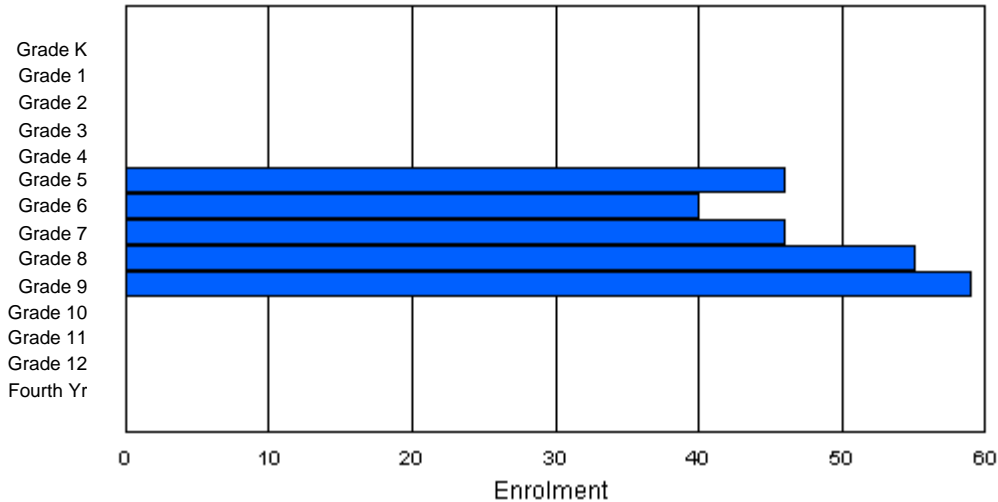
**Enrolment By Age and Gender**

Gender	Age																Total
	5	6	7	8	9	10	11	12	13	14	15	16	17	18	19	20>	
Male	0	0	0	0	0	19	26	22	33	32	4	0	0	0	0	0	136
Female	0	0	0	0	0	24	16	25	17	27	1	0	0	0	0	0	110
<b>Total</b>	<b>0</b>	<b>0</b>	<b>0</b>	<b>0</b>	<b>0</b>	<b>43</b>	<b>42</b>	<b>47</b>	<b>50</b>	<b>59</b>	<b>5</b>	<b>0</b>	<b>0</b>	<b>0</b>	<b>0</b>	<b>0</b>	<b>246</b>

**Enrolment By Grade and Gender**

Gender	Grade															Total
	K	1	2	3	4	5	6	7	8	9	10	11	12	4th		
Male	0	0	0	0	0	21	24	22	37	32	0	0	0	0	136	
Female	0	0	0	0	0	25	16	24	18	27	0	0	0	0	110	
<b>Total</b>	<b>0</b>	<b>0</b>	<b>0</b>	<b>0</b>	<b>0</b>	<b>46</b>	<b>40</b>	<b>46</b>	<b>55</b>	<b>59</b>	<b>0</b>	<b>0</b>	<b>0</b>	<b>0</b>	<b>246</b>	

**Enrolment By Grade**  
For St. Francis School



\* Data from the 1999-00 AGR(Enrolment/Age as of the last day in Sept./Dec.)

\*\* Newfoundland Statistics Classification System

\*\*\* May include itinerant teachers

District 9 - Avalon West

School #: 275

St. George's SH, New Harbour

Classification: Rural Community/Avalon Region\*\*

Grades: 10-12

Number of Grades: 3

[School FTE PTR : 14.7](#)

[District FTE PTR : 14.6](#)

[Provincial FTE PTR : 14.3](#)

[FTE Teachers](#) \*\*\* : 15.3

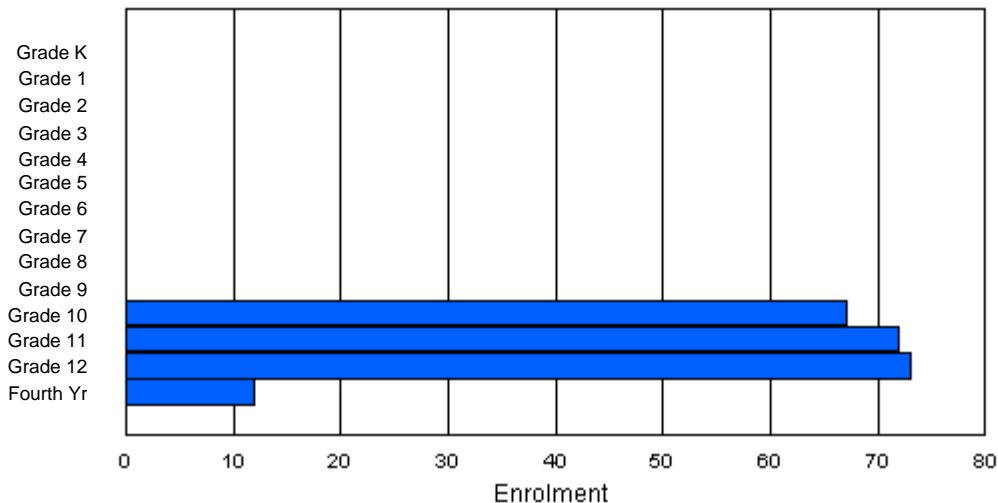
**Enrolment By Age and Gender**

Gender	Age																	Total
	5	6	7	8	9	10	11	12	13	14	15	16	17	18	19	20>		
Male	0	0	0	0	0	0	0	0	0	0	30	31	34	11	3	0	109	
Female	0	0	0	0	0	0	0	0	0	0	30	37	39	8	1	0	115	
Total	0	0	0	0	0	0	0	0	0	0	60	68	73	19	4	0	224	

**Enrolment By Grade and Gender**

Gender	Grade															Total
	K	1	2	3	4	5	6	7	8	9	10	11	12	4th		
Male	0	0	0	0	0	0	0	0	0	0	33	36	32	8	109	
Female	0	0	0	0	0	0	0	0	0	0	34	36	41	4	115	
Total	0	0	0	0	0	0	0	0	0	0	67	72	73	12	224	

**Enrolment By Grade**  
For St. George's SH



\* Data from the 1999-00 AGR(Enrolment/Age as of the last day in Sept./Dec.)

\*\* Newfoundland Statistics Classification System

\*\*\* May include itinerant teachers

District 9 - Avalon West

School #: 432

St. Joseph's CH, Bay de Verde

Classification: Rural Community/Avalon Region\*\*

Grades: 8-12

Number of Grades: 5

[School FTE PTR : 13.1](#)

[District FTE PTR : 14.6](#)

[Provincial FTE PTR : 14.3](#)

[FTE Teachers](#) \*\*\* : 6.5

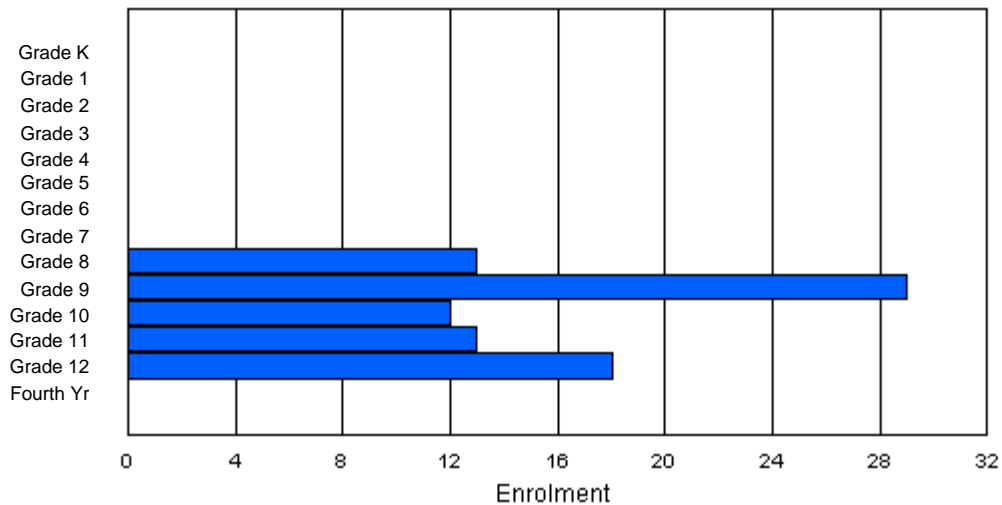
**Enrolment By Age and Gender**

Gender	Age																	Total
	5	6	7	8	9	10	11	12	13	14	15	16	17	18	19	20>		
Male	0	0	0	0	0	0	0	0	4	15	6	6	9	0	0	0	40	
Female	0	0	0	0	0	0	0	0	8	13	8	6	9	0	1	0	45	
Total	0	0	0	0	0	0	0	0	12	28	14	12	18	0	1	0	85	

**Enrolment By Grade and Gender**

Gender	Grade															Total
	K	1	2	3	4	5	6	7	8	9	10	11	12	4th		
Male	0	0	0	0	0	0	0	0	5	16	4	7	8	0	40	
Female	0	0	0	0	0	0	0	0	8	13	8	6	10	0	45	
Total	0	0	0	0	0	0	0	0	13	29	12	13	18	0	85	

**Enrolment By Grade**  
For St. Joseph's CH



\* Data from the 1999-00 AGR(Enrolment/Age as of the last day in Sept./Dec.)

\*\* Newfoundland Statistics Classification System

\*\*\* May include itinerant teachers

District 9 - Avalon West

School #: 256

St. Joseph's Junior High, Carbonear

Classification: Urban Community/Avalon Region\*\*

Grades: 6-9

Number of Grades: 4

[School FTE PTR : 15.5](#)

[District FTE PTR : 14.6](#)

[Provincial FTE PTR : 14.3](#)

[FTE Teachers](#) \*\*\* : 18.5

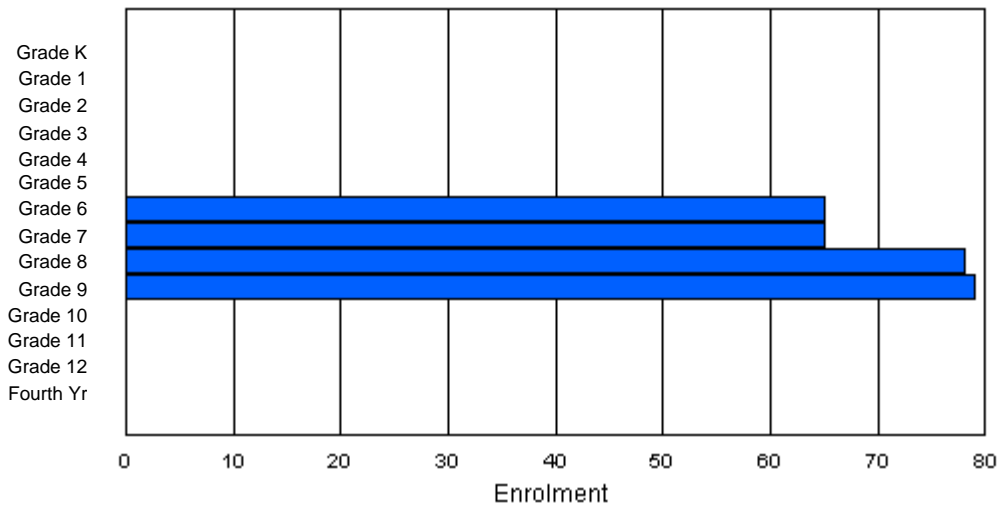
**Enrolment By Age and Gender**

Gender	Age																Total
	5	6	7	8	9	10	11	12	13	14	15	16	17	18	19	20>	
Male	0	0	0	0	0	0	37	28	30	49	2	0	0	0	0	0	146
Female	0	0	0	0	0	0	25	37	42	36	1	0	0	0	0	0	141
<b>Total</b>	<b>0</b>	<b>0</b>	<b>0</b>	<b>0</b>	<b>0</b>	<b>0</b>	<b>62</b>	<b>65</b>	<b>72</b>	<b>85</b>	<b>3</b>	<b>0</b>	<b>0</b>	<b>0</b>	<b>0</b>	<b>0</b>	<b>287</b>

**Enrolment By Grade and Gender**

Gender	Grade															Total
	K	1	2	3	4	5	6	7	8	9	10	11	12	4th		
Male	0	0	0	0	0	0	37	31	34	44	0	0	0	0	146	
Female	0	0	0	0	0	0	28	34	44	35	0	0	0	0	141	
<b>Total</b>	<b>0</b>	<b>0</b>	<b>0</b>	<b>0</b>	<b>0</b>	<b>0</b>	<b>65</b>	<b>65</b>	<b>78</b>	<b>79</b>	<b>0</b>	<b>0</b>	<b>0</b>	<b>0</b>	<b>287</b>	

**Enrolment By Grade**  
For St. Joseph's Junior High



\* Data from the 1999-00 AGR(Enrolment/Age as of the last day in Sept./Dec.)

\*\* Newfoundland Statistics Classification System

\*\*\* May include itinerant teachers

District 9 - Avalon West

School #: 284

St. Mark's Elementary, Shearstown

Classification: Rural Community/Avalon Region\*\*

Grades: K-9

Number of Grades: 10

[School FTE PTR : 14.4](#)

[District FTE PTR : 14.6](#)

[Provincial FTE PTR : 14.3](#)

[FTE Teachers](#) \*\*\* : 15.0

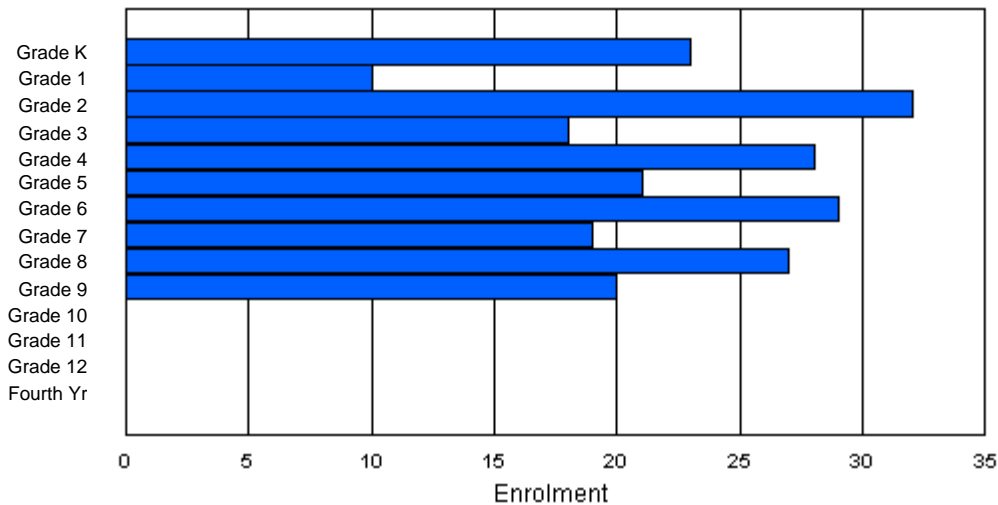
**Enrolment By Age and Gender**

Gender	Age																	Total
	5	6	7	8	9	10	11	12	13	14	15	16	17	18	19	20>		
Male	12	4	19	11	14	9	12	9	16	11	3	0	0	0	0	0	120	
Female	11	6	8	11	12	15	15	7	11	11	0	0	0	0	0	0	107	
<b>Total</b>	<b>23</b>	<b>10</b>	<b>27</b>	<b>22</b>	<b>26</b>	<b>24</b>	<b>27</b>	<b>16</b>	<b>27</b>	<b>22</b>	<b>3</b>	<b>0</b>	<b>0</b>	<b>0</b>	<b>0</b>	<b>0</b>	<b>227</b>	

**Enrolment By Grade and Gender**

Gender	Grade															Total
	K	1	2	3	4	5	6	7	8	9	10	11	12	4th		
Male	12	4	23	7	17	6	14	10	17	10	0	0	0	0	120	
Female	11	6	9	11	11	15	15	9	10	10	0	0	0	0	107	
<b>Total</b>	<b>23</b>	<b>10</b>	<b>32</b>	<b>18</b>	<b>28</b>	<b>21</b>	<b>29</b>	<b>19</b>	<b>27</b>	<b>20</b>	<b>0</b>	<b>0</b>	<b>0</b>	<b>0</b>	<b>227</b>	

**Enrolment By Grade**  
For St. Mark's Elementary



\* Data from the 1999-00 AGR(Enrolment/Age as of the last day in Sept./Dec.)

\*\* Newfoundland Statistics Classification System

\*\*\* May include itinerant teachers



District 9 - Avalon West

School #: 289

St. Peter's School, Upper Island Cove

Classification: Rural Community/Avalon Region\*\*

Grades: K-9

Number of Grades: 10

[School FTE PTR : 15.2](#)

[District FTE PTR : 14.6](#)

[Provincial FTE PTR : 14.3](#)

[FTE Teachers](#) \*\*\* : 22.0

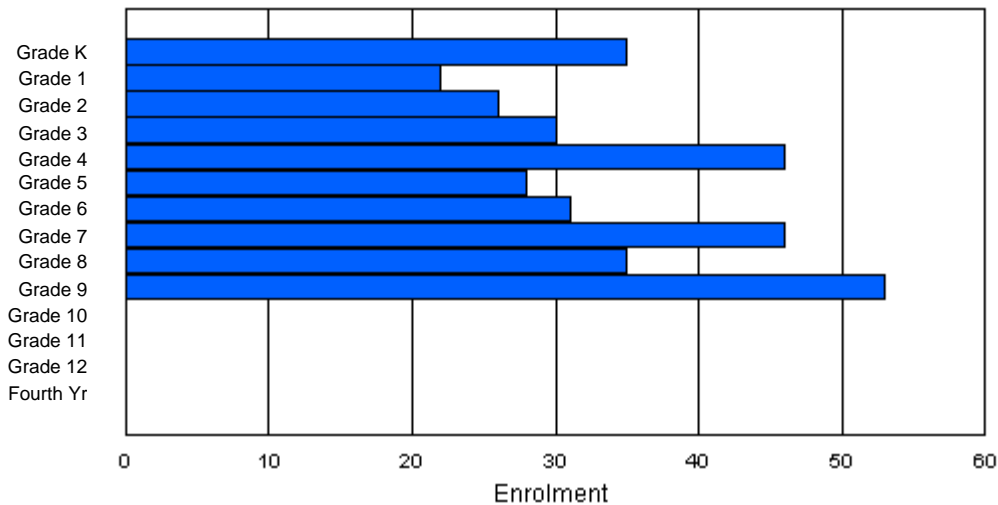
**Enrolment By Age and Gender**

Gender	Age																Total
	5	6	7	8	9	10	11	12	13	14	15	16	17	18	19	20>	
Male	17	8	10	11	24	21	16	23	12	23	3	0	0	0	0	0	168
Female	18	12	13	15	25	11	16	19	27	24	4	0	0	0	0	0	184
<b>Total</b>	<b>35</b>	<b>20</b>	<b>23</b>	<b>26</b>	<b>49</b>	<b>32</b>	<b>32</b>	<b>42</b>	<b>39</b>	<b>47</b>	<b>7</b>	<b>0</b>	<b>0</b>	<b>0</b>	<b>0</b>	<b>0</b>	<b>352</b>

**Enrolment By Grade and Gender**

Gender	Grade														Total
	K	1	2	3	4	5	6	7	8	9	10	11	12	4th	
Male	17	10	11	17	21	17	15	25	9	26	0	0	0	0	168
Female	18	12	15	13	25	11	16	21	26	27	0	0	0	0	184
<b>Total</b>	<b>35</b>	<b>22</b>	<b>26</b>	<b>30</b>	<b>46</b>	<b>28</b>	<b>31</b>	<b>46</b>	<b>35</b>	<b>53</b>	<b>0</b>	<b>0</b>	<b>0</b>	<b>0</b>	<b>352</b>

**Enrolment By Grade**  
For St. Peter's School



\* Data from the 1999-00 AGR(Enrolment/Age as of the last day in Sept./Dec.)

\*\* Newfoundland Statistics Classification System

\*\*\* May include itinerant teachers

District 9 - Avalon West

School #: 433

Tricon Elementary, Bay de Verde

Classification: Rural Community/Avalon Region\*\*

Grades: K-7

Number of Grades: 8

[School FTE PTR : 15.9](#)

[District FTE PTR : 14.6](#)

[Provincial FTE PTR : 14.3](#)

[FTE Teachers](#) \*\*\* : 10.0

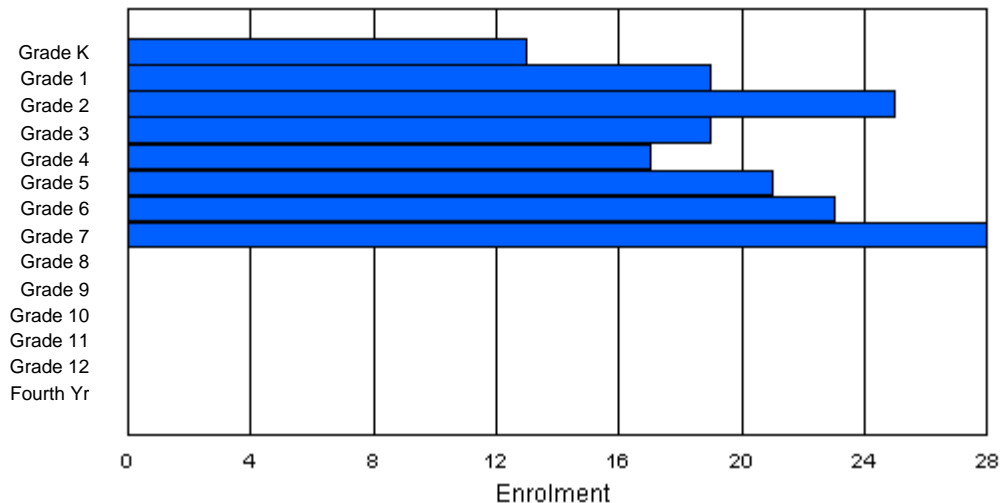
**Enrolment By Age and Gender**

Gender	Age																Total
	5	6	7	8	9	10	11	12	13	14	15	16	17	18	19	20>	
Male	8	8	16	11	14	11	13	12	0	0	0	0	0	0	0	0	93
Female	5	10	10	7	4	9	11	16	0	0	0	0	0	0	0	0	72
<b>Total</b>	<b>13</b>	<b>18</b>	<b>26</b>	<b>18</b>	<b>18</b>	<b>20</b>	<b>24</b>	<b>28</b>	<b>0</b>	<b>0</b>	<b>0</b>	<b>0</b>	<b>0</b>	<b>0</b>	<b>0</b>	<b>0</b>	<b>165</b>

**Enrolment By Grade and Gender**

Gender	Grade														Total
	K	1	2	3	4	5	6	7	8	9	10	11	12	4th	
Male	8	9	15	12	13	12	12	12	0	0	0	0	0	0	93
Female	5	10	10	7	4	9	11	16	0	0	0	0	0	0	72
<b>Total</b>	<b>13</b>	<b>19</b>	<b>25</b>	<b>19</b>	<b>17</b>	<b>21</b>	<b>23</b>	<b>28</b>	<b>0</b>	<b>0</b>	<b>0</b>	<b>0</b>	<b>0</b>	<b>0</b>	<b>165</b>

**Enrolment By Grade**  
For Tricon Elementary



\* Data from the 1999-00 AGR(Enrolment/Age as of the last day in Sept./Dec.)

\*\* Newfoundland Statistics Classification System

\*\*\* May include itinerant teachers

District 9 - Avalon West

School #: 446

Whitbourne Elementary, Whitbourne

Classification: Rural Community/Avalon Region\*\*

Grades: K-8

Number of Grades: 9

[School FTE PTR : 14.1](#)

[District FTE PTR : 14.6](#)

[Provincial FTE PTR : 14.3](#)

[FTE Teachers](#) \*\*\* : 10.5

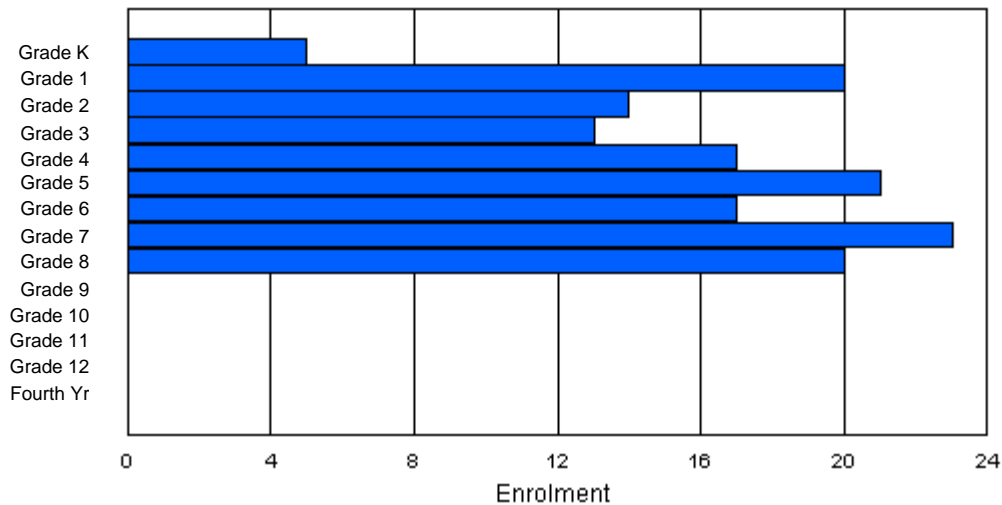
**Enrolment By Age and Gender**

Gender	Age																Total
	5	6	7	8	9	10	11	12	13	14	15	16	17	18	19	20>	
Male	3	11	3	7	7	9	10	11	4	2	1	0	0	0	0	0	68
Female	2	9	9	6	12	9	9	13	10	3	0	0	0	0	0	0	82
<b>Total</b>	<b>5</b>	<b>20</b>	<b>12</b>	<b>13</b>	<b>19</b>	<b>18</b>	<b>19</b>	<b>24</b>	<b>14</b>	<b>5</b>	<b>1</b>	<b>0</b>	<b>0</b>	<b>0</b>	<b>0</b>	<b>0</b>	<b>150</b>

**Enrolment By Grade and Gender**

Gender	Grade														Total
	K	1	2	3	4	5	6	7	8	9	10	11	12	4th	
Male	3	11	5	6	6	12	8	9	8	0	0	0	0	0	68
Female	2	9	9	7	11	9	9	14	12	0	0	0	0	0	82
<b>Total</b>	<b>5</b>	<b>20</b>	<b>14</b>	<b>13</b>	<b>17</b>	<b>21</b>	<b>17</b>	<b>23</b>	<b>20</b>	<b>0</b>	<b>0</b>	<b>0</b>	<b>0</b>	<b>0</b>	<b>150</b>

**Enrolment By Grade**  
For Whitbourne Elementary



\* Data from the 1999-00 AGR(Enrolment/Age as of the last day in Sept./Dec.)

\*\* Newfoundland Statistics Classification System

\*\*\* May include itinerant teachers

District 9 - Avalon West

School #: 445

Whitbourne High, Whitbourne

Classification: Rural Community/Avalon Region\*\*

Grades: 9-12

Number of Grades: 4

[School FTE PTR : 12.1](#)

[District FTE PTR : 14.6](#)

[Provincial FTE PTR : 14.3](#)

[FTE Teachers](#) \*\*\* : 8.7

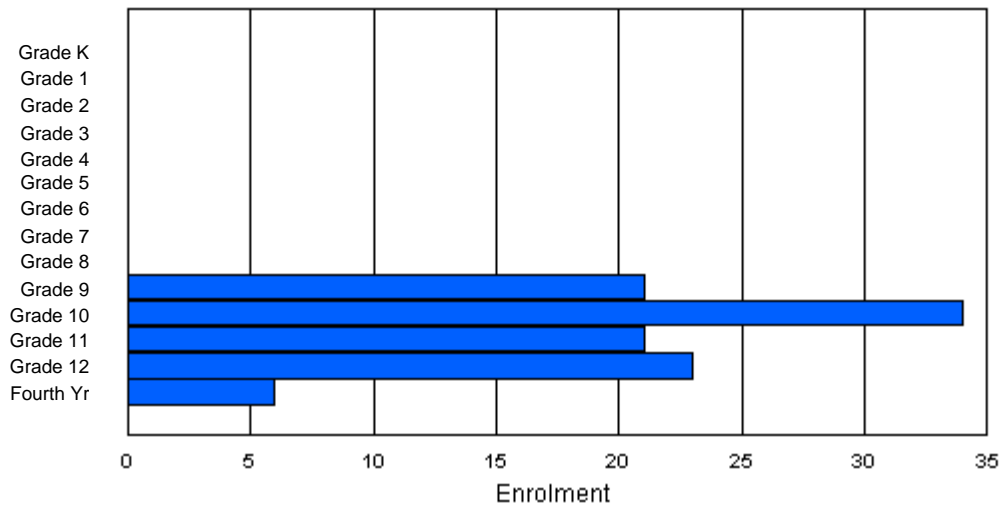
**Enrolment By Age and Gender**

Gender	Age																	Total
	5	6	7	8	9	10	11	12	13	14	15	16	17	18	19	20>		
Male	0	0	0	0	0	0	0	0	0	9	14	11	15	4	1	1	55	
Female	0	0	0	0	0	0	0	0	0	9	12	14	13	2	0	0	50	
<b>Total</b>	0	0	0	0	0	0	0	0	0	18	26	25	28	6	1	1	105	

**Enrolment By Grade and Gender**

Gender	Grade															Total
	K	1	2	3	4	5	6	7	8	9	10	11	12	4th		
Male	0	0	0	0	0	0	0	0	0	11	17	11	12	4	55	
Female	0	0	0	0	0	0	0	0	0	10	17	10	11	2	50	
<b>Total</b>	0	0	0	0	0	0	0	0	0	21	34	21	23	6	105	

**Enrolment By Grade**  
For Whitbourne High



\* Data from the 1999-00 AGR(Enrolment/Age as of the last day in Sept./Dec.)

\*\* Newfoundland Statistics Classification System

\*\*\* May include itinerant teachers

District 9 - Avalon West

School #: 262

Woodland Elem, Dildo

Classification: Rural Community/Avalon Region\*\*

Grades: K-6

Number of Grades: 7

[School FTE PTR : 14.2](#)

[District FTE PTR : 14.6](#)

[Provincial FTE PTR : 14.3](#)

[FTE Teachers](#) \*\*\* : 16.0

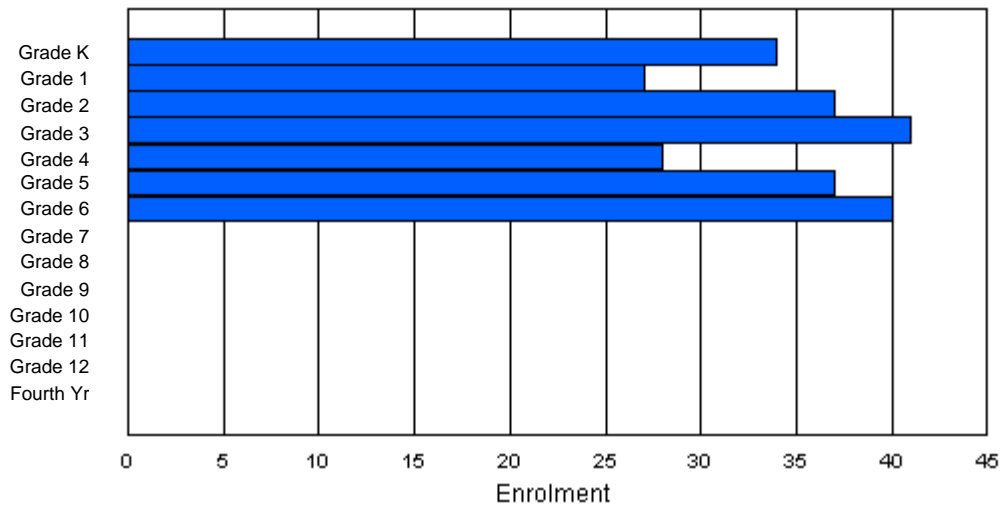
**Enrolment By Age and Gender**

Gender	Age																Total
	5	6	7	8	9	10	11	12	13	14	15	16	17	18	19	20>	
Male	23	17	18	23	14	17	18	2	0	0	0	0	0	0	0	0	132
Female	18	9	22	16	13	20	12	2	0	0	0	0	0	0	0	0	112
<b>Total</b>	<b>41</b>	<b>26</b>	<b>40</b>	<b>39</b>	<b>27</b>	<b>37</b>	<b>30</b>	<b>4</b>	<b>0</b>	<b>0</b>	<b>0</b>	<b>0</b>	<b>0</b>	<b>0</b>	<b>0</b>	<b>244</b>	

**Enrolment By Grade and Gender**

Gender	Grade														Total
	K	1	2	3	4	5	6	7	8	9	10	11	12	4th	
Male	18	17	19	23	15	20	20	0	0	0	0	0	0	0	132
Female	16	10	18	18	13	17	20	0	0	0	0	0	0	0	112
<b>Total</b>	<b>34</b>	<b>27</b>	<b>37</b>	<b>41</b>	<b>28</b>	<b>37</b>	<b>40</b>	<b>0</b>	<b>0</b>	<b>0</b>	<b>0</b>	<b>0</b>	<b>0</b>	<b>0</b>	<b>244</b>

**Enrolment By Grade**  
For Woodland Elem



\* Data from the 1999-00 AGR(Enrolment/Age as of the last day in Sept./Dec.)

\*\* Newfoundland Statistics Classification System

\*\*\* May include itinerant teachers

District 9 - Avalon West

School #: 263

Woodland JH, Dildo

Classification: Rural Community/Avalon Region\*\*

Grades: 7-8

Number of Grades: 2

[School FTE PTR : 13.4](#)

[District FTE PTR : 14.6](#)

[Provincial FTE PTR : 14.3](#)

[FTE Teachers](#) \*\*\* : 6.5

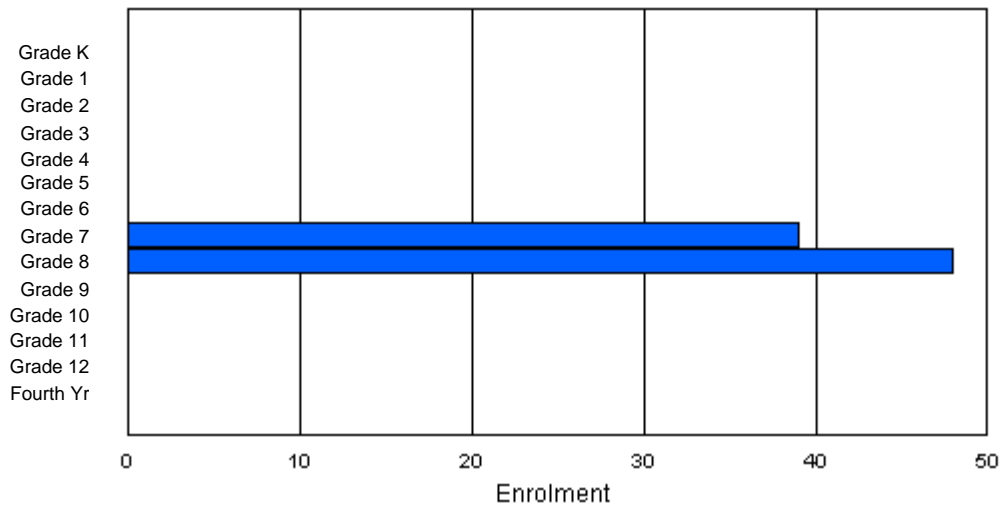
**Enrolment By Age and Gender**

Gender	Age																Total
	5	6	7	8	9	10	11	12	13	14	15	16	17	18	19	20>	
Male	0	0	0	0	0	0	0	15	24	5	1	0	0	0	0	0	45
Female	0	0	0	0	0	0	0	17	20	5	0	0	0	0	0	0	42
<b>Total</b>	<b>0</b>	<b>0</b>	<b>0</b>	<b>0</b>	<b>0</b>	<b>0</b>	<b>0</b>	<b>32</b>	<b>44</b>	<b>10</b>	<b>1</b>	<b>0</b>	<b>0</b>	<b>0</b>	<b>0</b>	<b>0</b>	<b>87</b>

**Enrolment By Grade and Gender**

Gender	Grade															Total
	K	1	2	3	4	5	6	7	8	9	10	11	12	4th		
Male	0	0	0	0	0	0	0	19	26	0	0	0	0	0	0	45
Female	0	0	0	0	0	0	0	20	22	0	0	0	0	0	0	42
<b>Total</b>	<b>0</b>	<b>0</b>	<b>0</b>	<b>0</b>	<b>0</b>	<b>0</b>	<b>0</b>	<b>39</b>	<b>48</b>	<b>0</b>	<b>0</b>	<b>0</b>	<b>0</b>	<b>0</b>	<b>0</b>	<b>87</b>

**Enrolment By Grade**  
For Woodland JH



\* Data from the 1999-00 AGR(Enrolment/Age as of the last day in Sept./Dec.)

\*\* Newfoundland Statistics Classification System

\*\*\* May include itinerant teachers

District 10 - Avalon East

School #: 452

Alexander Street School, St. John's

Classification: Urban Community/Avalon Region\*\*

Grades: 7-12

Number of Grades: 6

[School FTE PTR : 1.1](#)

[District FTE PTR : 16.0](#)

[Provincial FTE PTR : 14.3](#)

[FTE Teachers](#) \*\*\* : 30.8

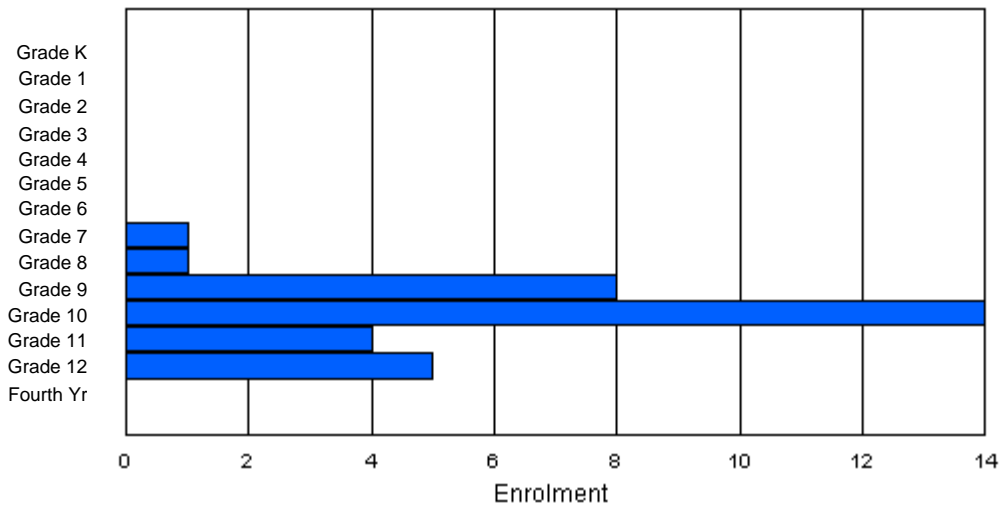
**Enrolment By Age and Gender**

Gender	Age																Total
	5	6	7	8	9	10	11	12	13	14	15	16	17	18	19	20>	
Male	0	0	0	0	0	0	0	0	1	0	5	6	3	6	1	2	24
Female	0	0	0	0	0	0	0	0	0	2	1	2	1	1	2	0	9
Total	0	0	0	0	0	0	0	0	1	2	6	8	4	7	3	2	33

**Enrolment By Grade and Gender**

Gender	Grade														Total
	K	1	2	3	4	5	6	7	8	9	10	11	12	4th	
Male	0	0	0	0	0	0	0	1	0	6	10	4	3	0	24
Female	0	0	0	0	0	0	0	0	1	2	4	0	2	0	9
Total	0	0	0	0	0	0	0	1	1	8	14	4	5	0	33

**Enrolment By Grade**  
For Alexander Street School



\* Data from the 1999-00 AGR(Enrolment/Age as of the last day in Sept./Dec.)

\*\* Newfoundland Statistics Classification System

\*\*\* May include itinerant teachers

District 10 - Avalon East

School #: 447

Baltimore School Complex, Ferryland

Classification: Rural Community/Avalon Region\*\*

Grades: K-12

Number of Grades: 13

[School FTE PTR : 14.1](#)

[District FTE PTR : 16.0](#)

[Provincial FTE PTR : 14.3](#)

[FTE Teachers](#) \*\*\* : 38.5

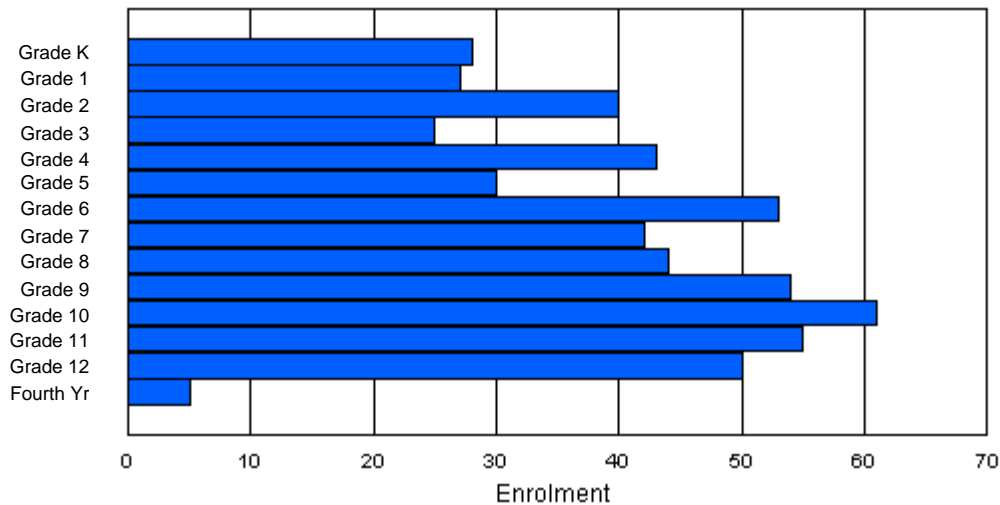
**Enrolment By Age and Gender**

Gender	Age																Total
	5	6	7	8	9	10	11	12	13	14	15	16	17	18	19	20>	
Male	16	15	18	18	18	17	33	26	28	22	37	36	20	3	4	1	312
Female	12	11	19	8	25	12	20	18	17	28	26	19	30	0	0	0	245
<b>Total</b>	<b>28</b>	<b>26</b>	<b>37</b>	<b>26</b>	<b>43</b>	<b>29</b>	<b>53</b>	<b>44</b>	<b>45</b>	<b>50</b>	<b>63</b>	<b>55</b>	<b>50</b>	<b>3</b>	<b>4</b>	<b>1</b>	<b>557</b>

**Enrolment By Grade and Gender**

Gender	Grade														Total
	K	1	2	3	4	5	6	7	8	9	10	11	12	4th	
Male	16	15	20	15	18	17	32	24	27	25	34	35	29	5	312
Female	12	12	20	10	25	13	21	18	17	29	27	20	21	0	245
<b>Total</b>	<b>28</b>	<b>27</b>	<b>40</b>	<b>25</b>	<b>43</b>	<b>30</b>	<b>53</b>	<b>42</b>	<b>44</b>	<b>54</b>	<b>61</b>	<b>55</b>	<b>50</b>	<b>5</b>	<b>557</b>

**Enrolment By Grade**  
For Baltimore School Complex



\* Data from the 1999-00 AGR(Enrolment/Age as of the last day in Sept./Dec.)

\*\* Newfoundland Statistics Classification System

\*\*\* May include itinerant teachers



District 10 - Avalon East

School #: 320

Beachy Cove Elementary, Portugal Cove

Classification: Urban Community/Avalon Region\*\*

Grades: K-6

Number of Grades: 7

[School FTE PTR : 16.6](#)

[District FTE PTR : 16.0](#)

[Provincial FTE PTR : 14.3](#)

[FTE Teachers](#) \*\*\* : 29.5

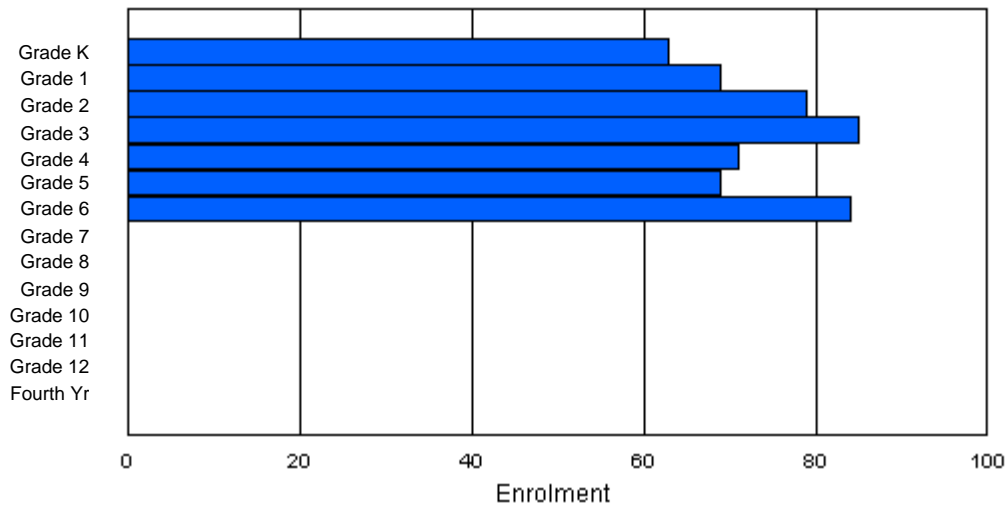
**Enrolment By Age and Gender**

Gender	Age																Total
	5	6	7	8	9	10	11	12	13	14	15	16	17	18	19	20>	
Male	31	35	38	42	36	34	45	5	0	0	0	0	0	0	0	0	266
Female	30	36	37	41	34	36	38	2	0	0	0	0	0	0	0	0	254
<b>Total</b>	<b>61</b>	<b>71</b>	<b>75</b>	<b>83</b>	<b>70</b>	<b>70</b>	<b>83</b>	<b>7</b>	<b>0</b>	<b>0</b>	<b>0</b>	<b>0</b>	<b>0</b>	<b>0</b>	<b>0</b>	<b>0</b>	<b>520</b>

**Enrolment By Grade and Gender**

Gender	Grade														Total
	K	1	2	3	4	5	6	7	8	9	10	11	12	4th	
Male	33	33	42	43	38	32	45	0	0	0	0	0	0	0	266
Female	30	36	37	42	33	37	39	0	0	0	0	0	0	0	254
<b>Total</b>	<b>63</b>	<b>69</b>	<b>79</b>	<b>85</b>	<b>71</b>	<b>69</b>	<b>84</b>	<b>0</b>	<b>0</b>	<b>0</b>	<b>0</b>	<b>0</b>	<b>0</b>	<b>0</b>	<b>520</b>

**Enrolment By Grade**  
For Beachy Cove Elementary



\* Data from the 1999-00 AGR(Enrolment/Age as of the last day in Sept./Dec.)

\*\* Newfoundland Statistics Classification System

\*\*\* May include itinerant teachers

District 10 - Avalon East

School #: 323

Beaconsfield High School, St. John's

Classification: Urban Community/Avalon Region\*\*

Grades: 10-12

Number of Grades: 3

[School FTE PTR : 16.6](#)

[District FTE PTR : 16.0](#)

[Provincial FTE PTR : 14.3](#)

[FTE Teachers](#) \*\*\* : 30.3

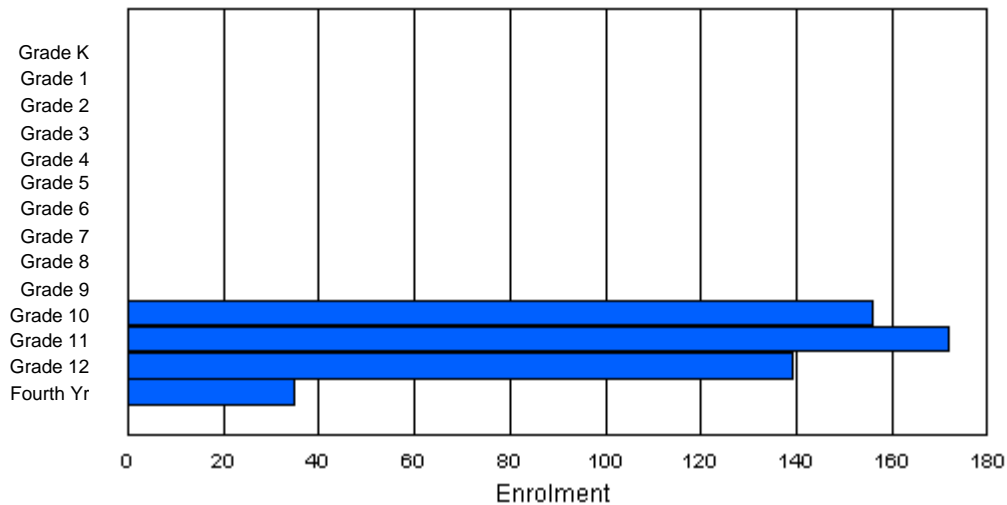
**Enrolment By Age and Gender**

Gender	Age																	Total
	5	6	7	8	9	10	11	12	13	14	15	16	17	18	19	20>		
Male	0	0	0	0	0	0	0	0	0	0	73	93	75	33	3	0	277	
Female	0	0	0	0	0	0	0	0	0	0	53	78	80	12	1	1	225	
Total	0	0	0	0	0	0	0	0	0	0	126	171	155	45	4	1	502	

**Enrolment By Grade and Gender**

Gender	Grade															Total
	K	1	2	3	4	5	6	7	8	9	10	11	12	4th		
Male	0	0	0	0	0	0	0	0	0	0	93	86	73	25	277	
Female	0	0	0	0	0	0	0	0	0	0	63	86	66	10	225	
Total	0	0	0	0	0	0	0	0	0	0	156	172	139	35	502	

**Enrolment By Grade**  
For Beaconsfield High School



\* Data from the 1999-00 AGR(Enrolment/Age as of the last day in Sept./Dec.)

\*\* Newfoundland Statistics Classification System

\*\*\* May include itinerant teachers

District 10 - Avalon East

School #: 324

Beaconsfield Junior High, St. John's

Classification: Urban Community/Avalon Region\*\*

Grades: 7-9

Number of Grades: 3

[School FTE PTR : 18.6](#)

[District FTE PTR : 16.0](#)

[Provincial FTE PTR : 14.3](#)

[FTE Teachers](#) \*\*\* : 32.0

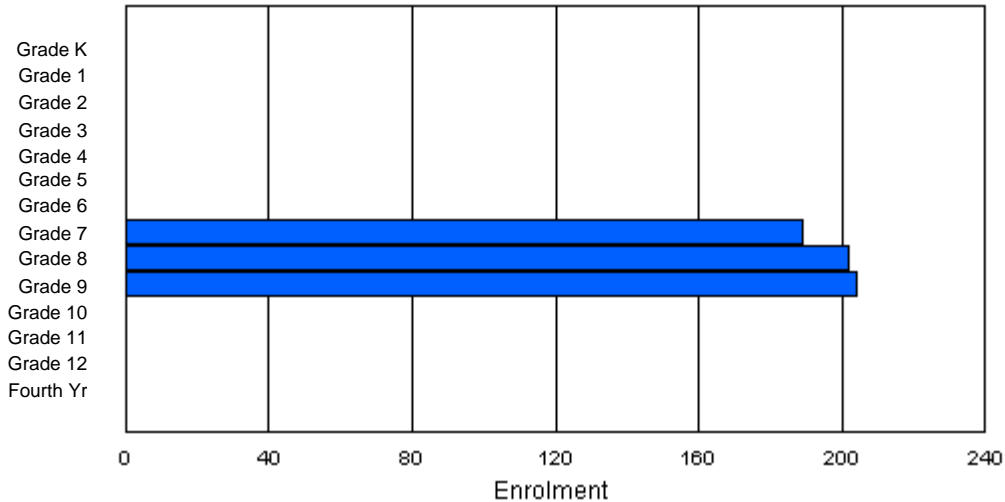
**Enrolment By Age and Gender**

Gender	Age																Total
	5	6	7	8	9	10	11	12	13	14	15	16	17	18	19	20>	
Male	0	0	0	0	0	0	0	79	108	105	19	3	0	0	0	0	314
Female	0	0	0	0	0	0	0	93	87	87	13	1	0	0	0	0	281
<b>Total</b>	<b>0</b>	<b>0</b>	<b>0</b>	<b>0</b>	<b>0</b>	<b>0</b>	<b>0</b>	<b>172</b>	<b>195</b>	<b>192</b>	<b>32</b>	<b>4</b>	<b>0</b>	<b>0</b>	<b>0</b>	<b>0</b>	<b>595</b>

**Enrolment By Grade and Gender**

Gender	Grade															Total
	K	1	2	3	4	5	6	7	8	9	10	11	12	4th		
Male	0	0	0	0	0	0	0	93	116	105	0	0	0	0	314	
Female	0	0	0	0	0	0	0	96	86	99	0	0	0	0	281	
<b>Total</b>	<b>0</b>	<b>0</b>	<b>0</b>	<b>0</b>	<b>0</b>	<b>0</b>	<b>0</b>	<b>189</b>	<b>202</b>	<b>204</b>	<b>0</b>	<b>0</b>	<b>0</b>	<b>0</b>	<b>595</b>	

**Enrolment By Grade**  
For Beaconsfield Junior High



\* Data from the 1999-00 AGR(Enrolment/Age as of the last day in Sept./Dec.)

\*\* Newfoundland Statistics Classification System

\*\*\* May include itinerant teachers

District 10 - Avalon East

School #: 325

Bishop Abraham Elementary, St. John's

Classification: Urban Community/Avalon Region\*\*

Grades: K-6

Number of Grades: 7

[School FTE PTR : 14.1](#)

[District FTE PTR : 16.0](#)

[Provincial FTE PTR : 14.3](#)

[FTE Teachers](#) \*\*\* : 21.7

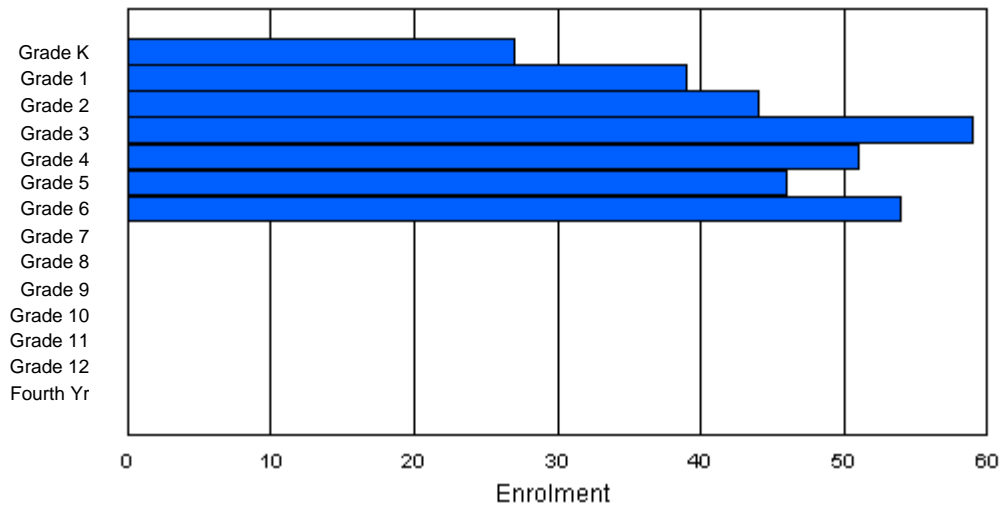
**Enrolment By Age and Gender**

Gender	Age																Total
	5	6	7	8	9	10	11	12	13	14	15	16	17	18	19	20>	
Male	14	17	23	24	28	19	30	7	0	0	0	0	0	0	0	0	162
Female	11	17	21	32	24	29	21	2	1	0	0	0	0	0	0	0	158
<b>Total</b>	<b>25</b>	<b>34</b>	<b>44</b>	<b>56</b>	<b>52</b>	<b>48</b>	<b>51</b>	<b>9</b>	<b>1</b>	<b>0</b>	<b>0</b>	<b>0</b>	<b>0</b>	<b>0</b>	<b>0</b>	<b>0</b>	<b>320</b>

**Enrolment By Grade and Gender**

Gender	Grade														Total
	K	1	2	3	4	5	6	7	8	9	10	11	12	4th	
Male	15	20	23	28	27	18	31	0	0	0	0	0	0	0	162
Female	12	19	21	31	24	28	23	0	0	0	0	0	0	0	158
<b>Total</b>	<b>27</b>	<b>39</b>	<b>44</b>	<b>59</b>	<b>51</b>	<b>46</b>	<b>54</b>	<b>0</b>	<b>0</b>	<b>0</b>	<b>0</b>	<b>0</b>	<b>0</b>	<b>0</b>	<b>320</b>

**Enrolment By Grade**  
For Bishop Abraham Elementary



\* Data from the 1999-00 AGR(Enrolment/Age as of the last day in Sept./Dec.)

\*\* Newfoundland Statistics Classification System

\*\*\* May include itinerant teachers

District 10 - Avalon East

School #: 326

Bishop Field Elementary, St. John's

Classification: Urban Community/Avalon Region\*\*

Grades: K-6

Number of Grades: 7

[School FTE PTR : 14.6](#)

[District FTE PTR : 16.0](#)

[Provincial FTE PTR : 14.3](#)

[FTE Teachers](#) \*\*\* : 24.8

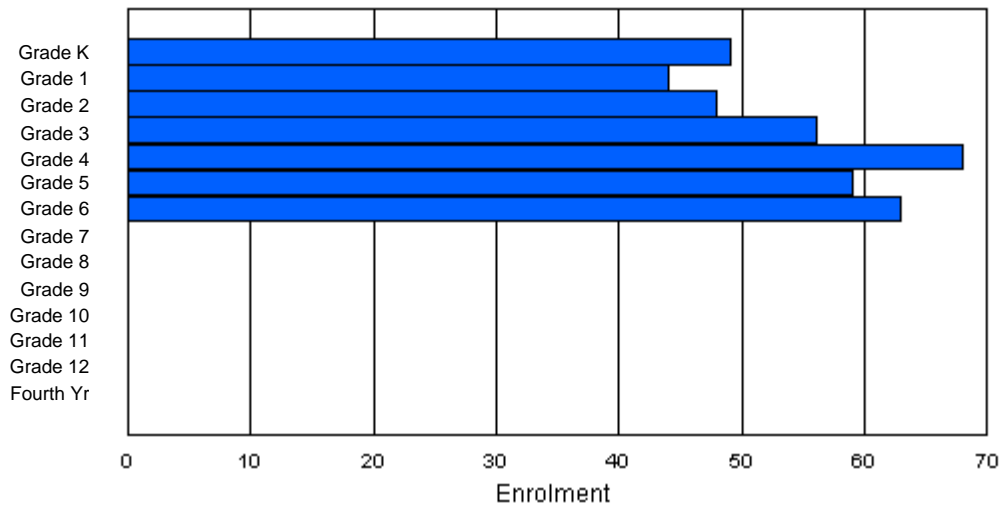
**Enrolment By Age and Gender**

Gender	Age																	Total
	5	6	7	8	9	10	11	12	13	14	15	16	17	18	19	20>		
Male	22	15	25	21	34	25	32	3	0	0	0	0	0	0	0	0	177	
Female	27	28	20	19	56	30	29	1	0	0	0	0	0	0	0	0	210	
<b>Total</b>	<b>49</b>	<b>43</b>	<b>45</b>	<b>40</b>	<b>90</b>	<b>55</b>	<b>61</b>	<b>4</b>	<b>0</b>	<b>0</b>	<b>0</b>	<b>0</b>	<b>0</b>	<b>0</b>	<b>0</b>	<b>0</b>	<b>387</b>	

**Enrolment By Grade and Gender**

Gender	Grade															Total
	K	1	2	3	4	5	6	7	8	9	10	11	12	4th		
Male	22	16	26	28	24	28	33	0	0	0	0	0	0	0	177	
Female	27	28	22	28	44	31	30	0	0	0	0	0	0	0	210	
<b>Total</b>	<b>49</b>	<b>44</b>	<b>48</b>	<b>56</b>	<b>68</b>	<b>59</b>	<b>63</b>	<b>0</b>	<b>0</b>	<b>0</b>	<b>0</b>	<b>0</b>	<b>0</b>	<b>0</b>	<b>387</b>	

**Enrolment By Grade**  
For Bishop Field Elementary



\* Data from the 1999-00 AGR(Enrolment/Age as of the last day in Sept./Dec.)

\*\* Newfoundland Statistics Classification System

\*\*\* May include itinerant teachers

District 10 - Avalon East

School #: 327

Bishops College, St. John's

Classification: Urban Community/Avalon Region\*\*

Grades: 10-12

Number of Grades: 3

[School FTE PTR : 18.6](#)

[District FTE PTR : 16.0](#)

[Provincial FTE PTR : 14.3](#)

[FTE Teachers](#) \*\*\* : 37.8

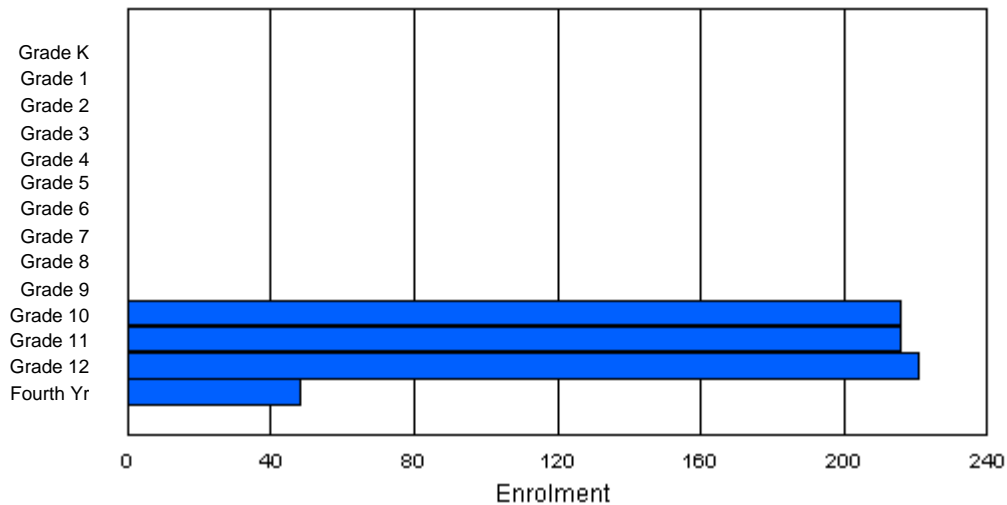
**Enrolment By Age and Gender**

Gender	Age																	Total
	5	6	7	8	9	10	11	12	13	14	15	16	17	18	19	20>		
Male	0	0	0	0	0	0	0	0	0	2	92	94	87	27	12	6	320	
Female	0	0	0	0	0	0	0	0	0	3	106	110	127	30	4	1	381	
<b>Total</b>	0	0	0	0	0	0	0	0	0	5	198	204	214	57	16	7	701	

**Enrolment By Grade and Gender**

Gender	Grade															Total
	K	1	2	3	4	5	6	7	8	9	10	11	12	4th		
Male	0	0	0	0	0	0	0	0	0	0	101	108	86	25	320	
Female	0	0	0	0	0	0	0	0	0	0	115	108	135	23	381	
<b>Total</b>	0	0	0	0	0	0	0	0	0	0	216	216	221	48	701	

**Enrolment By Grade**  
For Bishops College



\* Data from the 1999-00 AGR(Enrolment/Age as of the last day in Sept./Dec.)

\*\* Newfoundland Statistics Classification System

\*\*\* May include itinerant teachers

District 10 - Avalon East

School #: 328

Booth Memorial High School, St. John's

Classification: Urban Community/Avalon Region\*\*

Grades: 10-12

Number of Grades: 3

[School FTE PTR : 12.4](#)

[District FTE PTR : 16.0](#)

[Provincial FTE PTR : 14.3](#)

[FTE Teachers](#) \*\*\* : 28.0

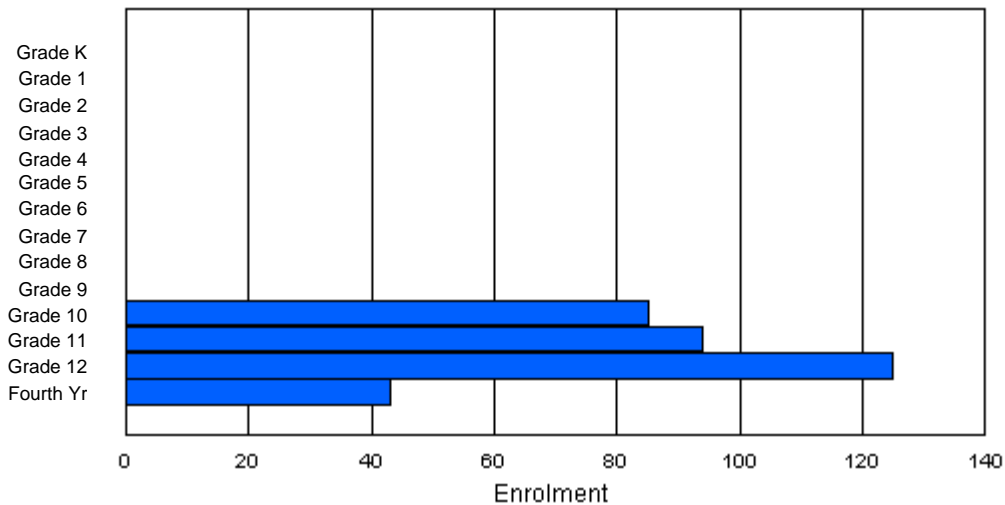
**Enrolment By Age and Gender**

Gender	Age																	Total
	5	6	7	8	9	10	11	12	13	14	15	16	17	18	19	20>		
Male	0	0	0	0	0	0	0	0	0	0	25	37	67	27	16	3	175	
Female	0	0	0	0	0	0	0	0	0	0	30	47	60	20	5	10	172	
<b>Total</b>	0	0	0	0	0	0	0	0	0	0	55	84	127	47	21	13	347	

**Enrolment By Grade and Gender**

Gender	Grade															Total
	K	1	2	3	4	5	6	7	8	9	10	11	12	4th		
Male	0	0	0	0	0	0	0	0	0	0	42	46	64	23	175	
Female	0	0	0	0	0	0	0	0	0	0	43	48	61	20	172	
<b>Total</b>	0	0	0	0	0	0	0	0	0	0	85	94	125	43	347	

**Enrolment By Grade**  
For Booth Memorial High School



\* Data from the 1999-00 AGR(Enrolment/Age as of the last day in Sept./Dec.)

\*\* Newfoundland Statistics Classification System

\*\*\* May include itinerant teachers

District 10 - Avalon East

School #: 330

Brother Rice Junior High, St. John's

Classification: Urban Community/Avalon Region\*\*

Grades: 7-9

Number of Grades: 3

[School FTE PTR : 15.7](#)

[District FTE PTR : 16.0](#)

[Provincial FTE PTR : 14.3](#)

[FTE Teachers](#) \*\*\* : 35.0

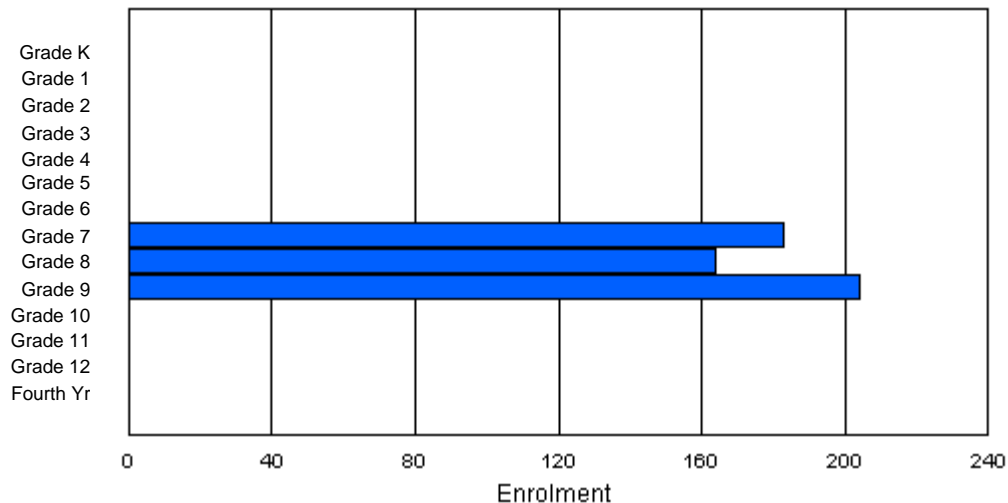
**Enrolment By Age and Gender**

Gender	Age																Total
	5	6	7	8	9	10	11	12	13	14	15	16	17	18	19	20>	
Male	0	0	0	0	0	0	0	0	92	82	94	2	0	0	0	0	270
Female	0	0	0	0	0	0	0	0	85	87	109	0	0	0	0	0	281
Total	0	0	0	0	0	0	0	0	177	169	203	2	0	0	0	0	551

**Enrolment By Grade and Gender**

Gender	Grade														Total
	K	1	2	3	4	5	6	7	8	9	10	11	12	4th	
Male	0	0	0	0	0	0	0	95	79	96	0	0	0	0	270
Female	0	0	0	0	0	0	0	88	85	108	0	0	0	0	281
Total	0	0	0	0	0	0	0	183	164	204	0	0	0	0	551

**Enrolment By Grade**  
For Brother Rice Junior High



\* Data from the 1999-00 AGR(Enrolment/Age as of the last day in Sept./Dec.)

\*\* Newfoundland Statistics Classification System

\*\*\* May include itinerant teachers



District 10 - Avalon East

School #: 331

Cowan Heights Elementary School, St. John's

Classification: Urban Community/Avalon Region\*\*

Grades: K-6

Number of Grades: 7

[School FTE PTR : 18.2](#)

[District FTE PTR : 16.0](#)

[Provincial FTE PTR : 14.3](#)

[FTE Teachers](#) \*\*\* : 29.3

**Enrolment By Age and Gender**

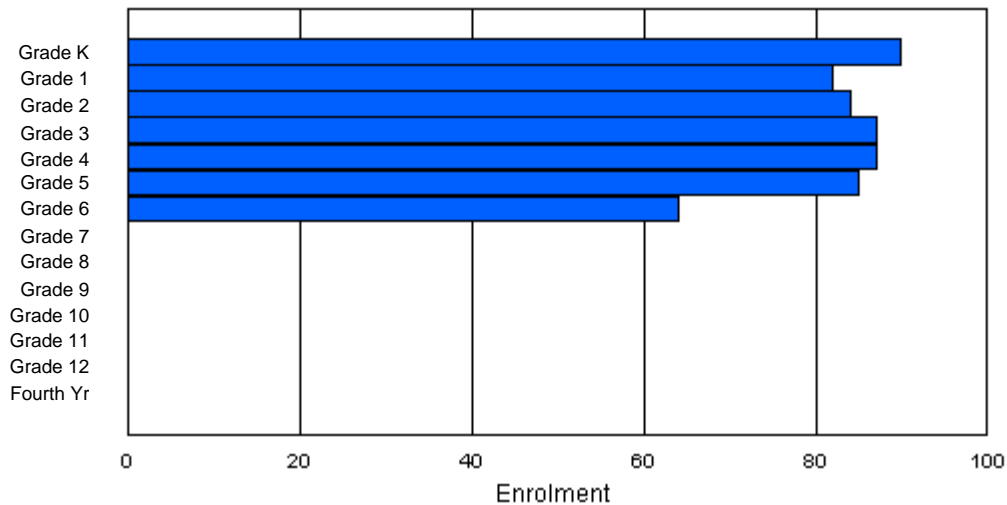
Gender	Age																Total
	5	6	7	8	9	10	11	12	13	14	15	16	17	18	19	20>	
Male	49	38	39	51	37	41	38	1	0	0	0	0	0	0	0	0	294
Female	39	40	43	41	51	41	29	1	0	0	0	0	0	0	0	0	285
<b>Total</b>	<b>88</b>	<b>78</b>	<b>82</b>	<b>92</b>	<b>88</b>	<b>82</b>	<b>67</b>	<b>2</b>	<b>0</b>	<b>0</b>	<b>0</b>	<b>0</b>	<b>0</b>	<b>0</b>	<b>0</b>	<b>0</b>	<b>579</b>

**Enrolment By Grade and Gender**

Gender	Grade														Total
	K	1	2	3	4	5	6	7	8	9	10	11	12	4th	
Male	50	40	43	46	37	44	34	0	0	0	0	0	0	0	294
Female	40	42	41	41	50	41	30	0	0	0	0	0	0	0	285
<b>Total</b>	<b>90</b>	<b>82</b>	<b>84</b>	<b>87</b>	<b>87</b>	<b>85</b>	<b>64</b>	<b>0</b>	<b>0</b>	<b>0</b>	<b>0</b>	<b>0</b>	<b>0</b>	<b>0</b>	<b>579</b>

**Enrolment By Grade**

For Cowan Heights Elementary School



\* Data from the 1999-00 AGR(Enrolment/Age as of the last day in Sept./Dec.)

\*\* Newfoundland Statistics Classification System

\*\*\* May include itinerant teachers

District 10 - Avalon East

School #: 300

Frank Roberts Junior High, Foxtrap

Classification: Urban Community/Avalon Region\*\*

Grades: 7-9

Number of Grades: 3

[School FTE PTR : 15.7](#)

[District FTE PTR : 16.0](#)

[Provincial FTE PTR : 14.3](#)

[FTE Teachers](#) \*\*\* : 37.0

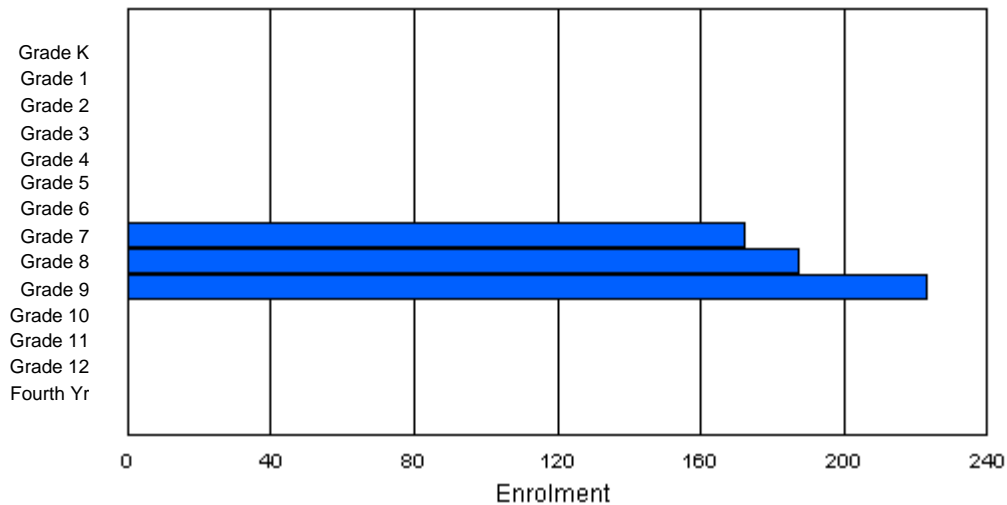
**Enrolment By Age and Gender**

Gender	Age																Total
	5	6	7	8	9	10	11	12	13	14	15	16	17	18	19	20>	
Male	0	0	0	0	0	0	0	79	89	104	7	0	0	0	0	0	279
Female	0	0	0	0	0	0	0	88	96	116	3	0	0	0	0	0	303
Total	0	0	0	0	0	0	0	167	185	220	10	0	0	0	0	0	582

**Enrolment By Grade and Gender**

Gender	Grade															Total
	K	1	2	3	4	5	6	7	8	9	10	11	12	4th		
Male	0	0	0	0	0	0	0	83	93	103	0	0	0	0	279	
Female	0	0	0	0	0	0	0	89	94	120	0	0	0	0	303	
Total	0	0	0	0	0	0	0	172	187	223	0	0	0	0	582	

**Enrolment By Grade**  
For Frank Roberts Junior High



\* Data from the 1999-00 AGR(Enrolment/Age as of the last day in Sept./Dec.)

\*\* Newfoundland Statistics Classification System

\*\*\* May include itinerant teachers

District 10 - Avalon East

School #: 336

Gonzaga High School, St. John's

Classification: Urban Community/Avalon Region\*\*

Grades: 10-12

Number of Grades: 3

[School FTE PTR : 17.6](#)

[District FTE PTR : 16.0](#)

[Provincial FTE PTR : 14.3](#)

[FTE Teachers](#) \*\*\* : 46.0

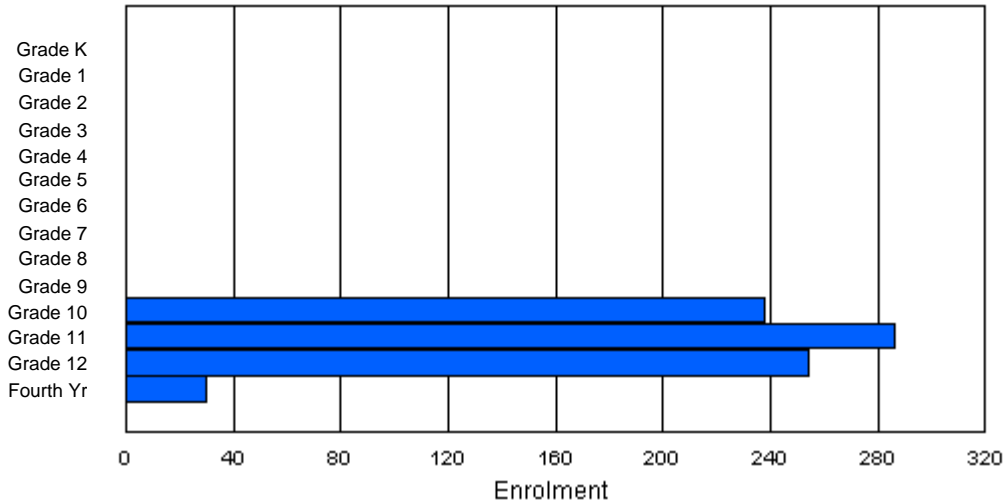
**Enrolment By Age and Gender**

Gender	Age																	Total
	5	6	7	8	9	10	11	12	13	14	15	16	17	18	19	20>		
Male	0	0	0	0	0	0	0	0	0	1	106	136	139	36	6	2	426	
Female	0	0	0	0	0	0	0	0	0	0	105	145	109	19	1	3	382	
<b>Total</b>	0	0	0	0	0	0	0	0	0	1	211	281	248	55	7	5	808	

**Enrolment By Grade and Gender**

Gender	Grade															Total
	K	1	2	3	4	5	6	7	8	9	10	11	12	4th		
Male	0	0	0	0	0	0	0	0	0	0	125	141	139	21	426	
Female	0	0	0	0	0	0	0	0	0	0	113	145	115	9	382	
<b>Total</b>	0	0	0	0	0	0	0	0	0	0	238	286	254	30	808	

**Enrolment By Grade**  
For Gonzaga High School



\* Data from the 1999-00 AGR(Enrolment/Age as of the last day in Sept./Dec.)

\*\* Newfoundland Statistics Classification System

\*\*\* May include itinerant teachers

District 10 - Avalon East

School #: 337

Goulds Elementary, St. John's

Classification: Urban Community/Avalon Region\*\*

Grades: K-5

Number of Grades: 6

[School FTE PTR : 14.9](#)

[District FTE PTR : 16.0](#)

[Provincial FTE PTR : 14.3](#)

[FTE Teachers](#) \*\*\* : 24.2

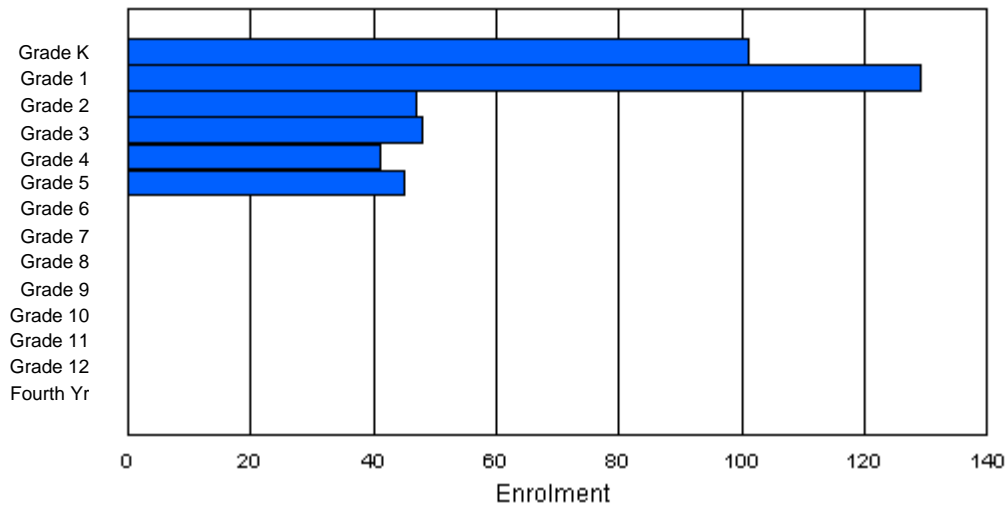
**Enrolment By Age and Gender**

Gender	Age																Total
	5	6	7	8	9	10	11	12	13	14	15	16	17	18	19	20>	
Male	48	60	26	27	20	19	2	0	0	0	0	0	0	0	0	0	202
Female	53	59	24	24	20	27	2	0	0	0	0	0	0	0	0	0	209
<b>Total</b>	<b>101</b>	<b>119</b>	<b>50</b>	<b>51</b>	<b>40</b>	<b>46</b>	<b>4</b>	<b>0</b>	<b>0</b>	<b>0</b>	<b>0</b>	<b>0</b>	<b>0</b>	<b>0</b>	<b>0</b>	<b>0</b>	<b>411</b>

**Enrolment By Grade and Gender**

Gender	Grade															Total
	K	1	2	3	4	5	6	7	8	9	10	11	12	4th		
Male	48	66	24	25	20	19	0	0	0	0	0	0	0	0	0	202
Female	53	63	23	23	21	26	0	0	0	0	0	0	0	0	0	209
<b>Total</b>	<b>101</b>	<b>129</b>	<b>47</b>	<b>48</b>	<b>41</b>	<b>45</b>	<b>0</b>	<b>0</b>	<b>0</b>	<b>0</b>	<b>0</b>	<b>0</b>	<b>0</b>	<b>0</b>	<b>0</b>	<b>411</b>

**Enrolment By Grade**  
For Goulds Elementary



\* Data from the 1999-00 AGR(Enrolment/Age as of the last day in Sept./Dec.)

\*\* Newfoundland Statistics Classification System

\*\*\* May include itinerant teachers

District 10 - Avalon East

School #: 339

Holy Cross Elementary, St. John's

Classification: Urban Community/Avalon Region\*\*

Grades: K-6

Number of Grades: 7

[School FTE PTR : 14.0](#)

[District FTE PTR : 16.0](#)

[Provincial FTE PTR : 14.3](#)

[FTE Teachers](#) \*\*\* : 22.2

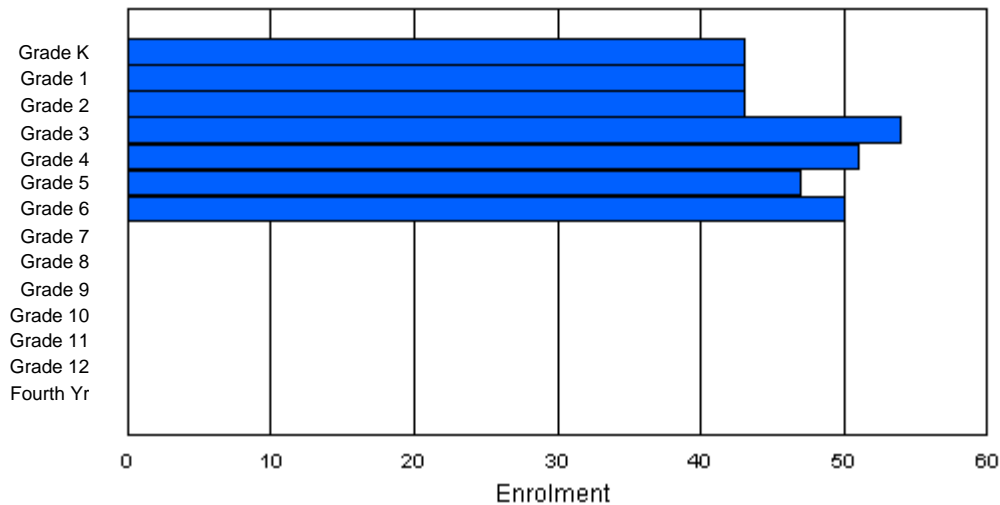
**Enrolment By Age and Gender**

Gender	Age																Total
	5	6	7	8	9	10	11	12	13	14	15	16	17	18	19	20>	
Male	20	18	20	23	25	23	25	2	0	0	0	0	0	0	0	0	156
Female	23	20	23	27	28	23	27	3	1	0	0	0	0	0	0	0	175
<b>Total</b>	<b>43</b>	<b>38</b>	<b>43</b>	<b>50</b>	<b>53</b>	<b>46</b>	<b>52</b>	<b>5</b>	<b>1</b>	<b>0</b>	<b>0</b>	<b>0</b>	<b>0</b>	<b>0</b>	<b>0</b>	<b>0</b>	<b>331</b>

**Enrolment By Grade and Gender**

Gender	Grade														Total
	K	1	2	3	4	5	6	7	8	9	10	11	12	4th	
Male	20	22	19	27	22	26	20	0	0	0	0	0	0	0	156
Female	23	21	24	27	29	21	30	0	0	0	0	0	0	0	175
<b>Total</b>	<b>43</b>	<b>43</b>	<b>43</b>	<b>54</b>	<b>51</b>	<b>47</b>	<b>50</b>	<b>0</b>	<b>0</b>	<b>0</b>	<b>0</b>	<b>0</b>	<b>0</b>	<b>0</b>	<b>331</b>

**Enrolment By Grade**  
For Holy Cross Elementary



\* Data from the 1999-00 AGR(Enrolment/Age as of the last day in Sept./Dec.)

\*\* Newfoundland Statistics Classification System

\*\*\* May include itinerant teachers

District 10 - Avalon East

School #: 465

Holy Cross Junior High, St. John's

Classification: Urban Community/Avalon Region\*\*

Grades: 7-9

Number of Grades: 3

[School FTE PTR : 15.2](#)

[District FTE PTR : 16.0](#)

[Provincial FTE PTR : 14.3](#)

[FTE Teachers](#) \*\*\* : 27.3

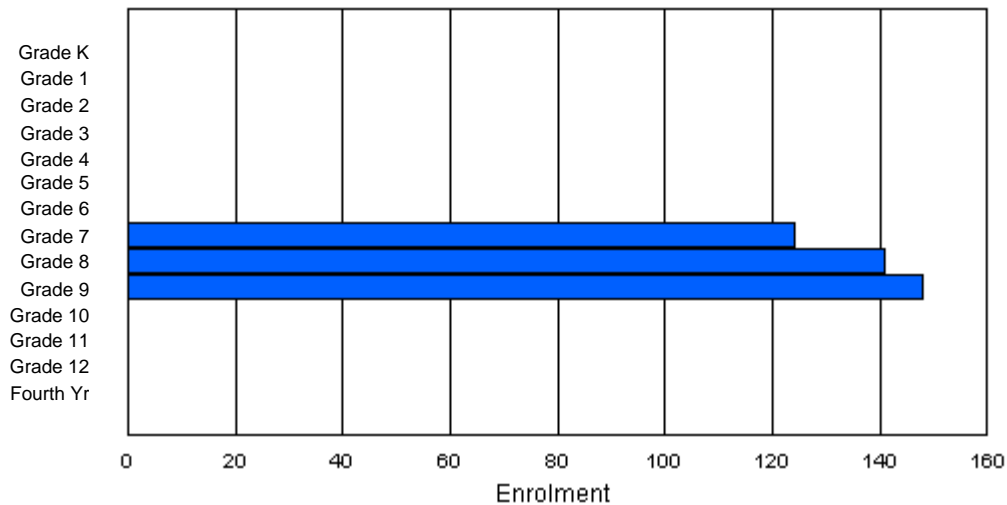
**Enrolment By Age and Gender**

Gender	Age																Total
	5	6	7	8	9	10	11	12	13	14	15	16	17	18	19	20>	
Male	0	0	0	0	0	0	0	43	75	73	28	5	0	0	0	0	224
Female	0	0	0	0	0	0	0	57	50	58	21	3	0	0	0	0	189
<b>Total</b>	<b>0</b>	<b>0</b>	<b>0</b>	<b>0</b>	<b>0</b>	<b>0</b>	<b>0</b>	<b>100</b>	<b>125</b>	<b>131</b>	<b>49</b>	<b>8</b>	<b>0</b>	<b>0</b>	<b>0</b>	<b>0</b>	<b>413</b>

**Enrolment By Grade and Gender**

Gender	Grade															Total
	K	1	2	3	4	5	6	7	8	9	10	11	12	4th		
Male	0	0	0	0	0	0	0	59	87	78	0	0	0	0	0	224
Female	0	0	0	0	0	0	0	65	54	70	0	0	0	0	0	189
<b>Total</b>	<b>0</b>	<b>0</b>	<b>0</b>	<b>0</b>	<b>0</b>	<b>0</b>	<b>0</b>	<b>124</b>	<b>141</b>	<b>148</b>	<b>0</b>	<b>0</b>	<b>0</b>	<b>0</b>	<b>0</b>	<b>413</b>

**Enrolment By Grade**  
For Holy Cross Junior High



\* Data from the 1999-00 AGR(Enrolment/Age as of the last day in Sept./Dec.)

\*\* Newfoundland Statistics Classification System

\*\*\* May include itinerant teachers

District 10 - Avalon East

School #: 318

Holy Family School, Paradise

Classification: Urban Community/Avalon Region\*\*

Grades: K-7

Number of Grades: 8

[School FTE PTR : 17.7](#)

[District FTE PTR : 16.0](#)

[Provincial FTE PTR : 14.3](#)

[FTE Teachers](#) \*\*\* : 27.8

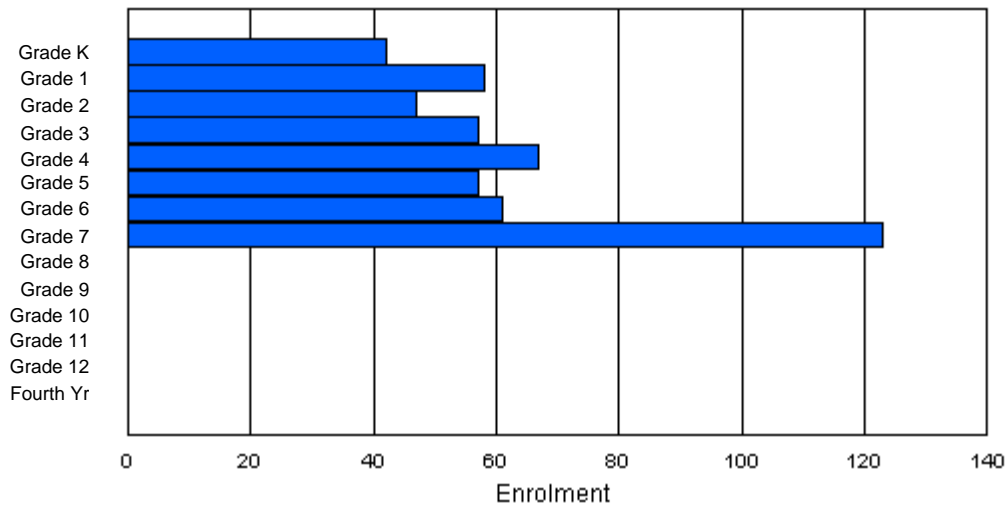
**Enrolment By Age and Gender**

Gender	Age																Total
	5	6	7	8	9	10	11	12	13	14	15	16	17	18	19	20>	
Male	29	30	15	24	35	25	41	60	7	0	0	0	0	0	0	0	266
Female	12	30	30	34	28	34	19	57	2	0	0	0	0	0	0	0	246
<b>Total</b>	<b>41</b>	<b>60</b>	<b>45</b>	<b>58</b>	<b>63</b>	<b>59</b>	<b>60</b>	<b>117</b>	<b>9</b>	<b>0</b>	<b>0</b>	<b>0</b>	<b>0</b>	<b>0</b>	<b>0</b>	<b>0</b>	<b>512</b>

**Enrolment By Grade and Gender**

Gender	Grade														Total
	K	1	2	3	4	5	6	7	8	9	10	11	12	4th	
Male	29	29	16	24	36	25	42	65	0	0	0	0	0	0	266
Female	13	29	31	33	31	32	19	58	0	0	0	0	0	0	246
<b>Total</b>	<b>42</b>	<b>58</b>	<b>47</b>	<b>57</b>	<b>67</b>	<b>57</b>	<b>61</b>	<b>123</b>	<b>0</b>	<b>0</b>	<b>0</b>	<b>0</b>	<b>0</b>	<b>0</b>	<b>512</b>

**Enrolment By Grade**  
For Holy Family School



\* Data from the 1999-00 AGR(Enrolment/Age as of the last day in Sept./Dec.)

\*\* Newfoundland Statistics Classification System

\*\*\* May include itinerant teachers

District 10 - Avalon East

School #: 340

Holy Heart of Mary Regional High, St. John's

Classification: Urban Community/Avalon Region\*\*

Grades: 10-12

Number of Grades: 3

[School FTE PTR : 18.7](#)

[District FTE PTR : 16.0](#)

[Provincial FTE PTR : 14.3](#)

[FTE Teachers](#) \*\*\* : 59.5

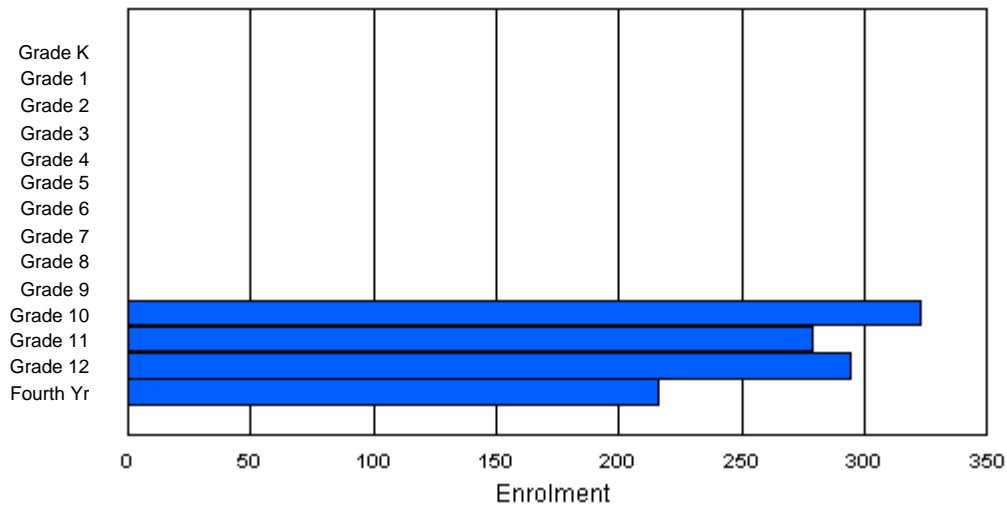
**Enrolment By Age and Gender**

Gender	Age																	Total
	5	6	7	8	9	10	11	12	13	14	15	16	17	18	19	20>		
Male	0	0	0	0	0	0	0	0	0	6	117	139	156	99	27	10	554	
Female	0	0	0	0	0	0	0	0	0	9	155	131	154	79	25	5	558	
Total	0	0	0	0	0	0	0	0	0	15	272	270	310	178	52	15	1,112	

**Enrolment By Grade and Gender**

Gender	Grade															Total
	K	1	2	3	4	5	6	7	8	9	10	11	12	4th		
Male	0	0	0	0	0	0	0	0	0	0	145	147	143	119	554	
Female	0	0	0	0	0	0	0	0	0	0	178	132	151	97	558	
Total	0	0	0	0	0	0	0	0	0	0	323	279	294	216	1,112	

**Enrolment By Grade**  
For Holy Heart of Mary Regional High



\* Data from the 1999-00 AGR(Enrolment/Age as of the last day in Sept./Dec.)

\*\* Newfoundland Statistics Classification System

\*\*\* May include itinerant teachers



District 10 - Avalon East

School #: 369

Holy Redeemer Elementary, Trepassey

Classification: Rural Community/Avalon Region\*\*

Grades: K-6

Number of Grades: 7

[School FTE PTR : 14.8](#)

[District FTE PTR : 16.0](#)

[Provincial FTE PTR : 14.3](#)

[FTE Teachers](#) \*\*\* : 8.0

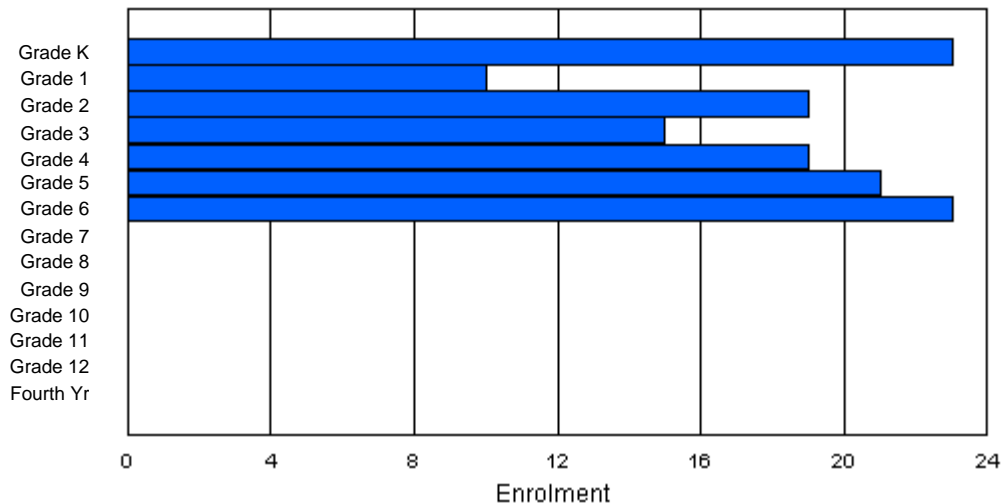
**Enrolment By Age and Gender**

Gender	Age																Total
	5	6	7	8	9	10	11	12	13	14	15	16	17	18	19	20>	
Male	13	4	8	8	8	12	13	0	0	1	0	0	0	0	0	0	67
Female	10	6	10	9	8	10	10	0	0	0	0	0	0	0	0	0	63
<b>Total</b>	<b>23</b>	<b>10</b>	<b>18</b>	<b>17</b>	<b>16</b>	<b>22</b>	<b>23</b>	<b>0</b>	<b>0</b>	<b>1</b>	<b>0</b>	<b>0</b>	<b>0</b>	<b>0</b>	<b>0</b>	<b>0</b>	<b>130</b>

**Enrolment By Grade and Gender**

Gender	Grade														Total
	K	1	2	3	4	5	6	7	8	9	10	11	12	4th	
Male	13	4	8	7	10	12	13	0	0	0	0	0	0	0	67
Female	10	6	11	8	9	9	10	0	0	0	0	0	0	0	63
<b>Total</b>	<b>23</b>	<b>10</b>	<b>19</b>	<b>15</b>	<b>19</b>	<b>21</b>	<b>23</b>	<b>0</b>	<b>0</b>	<b>0</b>	<b>0</b>	<b>0</b>	<b>0</b>	<b>0</b>	<b>130</b>

**Enrolment By Grade**  
For Holy Redeemer Elementary



\* Data from the 1999-00 AGR(Enrolment/Age as of the last day in Sept./Dec.)

\*\* Newfoundland Statistics Classification System

\*\*\* May include itinerant teachers

District 10 - Avalon East

School #: 304

Holy Spirit High, Manuels

Classification: Urban Community/Avalon Region\*\*

Grades: 10-12

Number of Grades: 3

[School FTE PTR : 17.4](#)

[District FTE PTR : 16.0](#)

[Provincial FTE PTR : 14.3](#)

[FTE Teachers](#) \*\*\* : 35.0

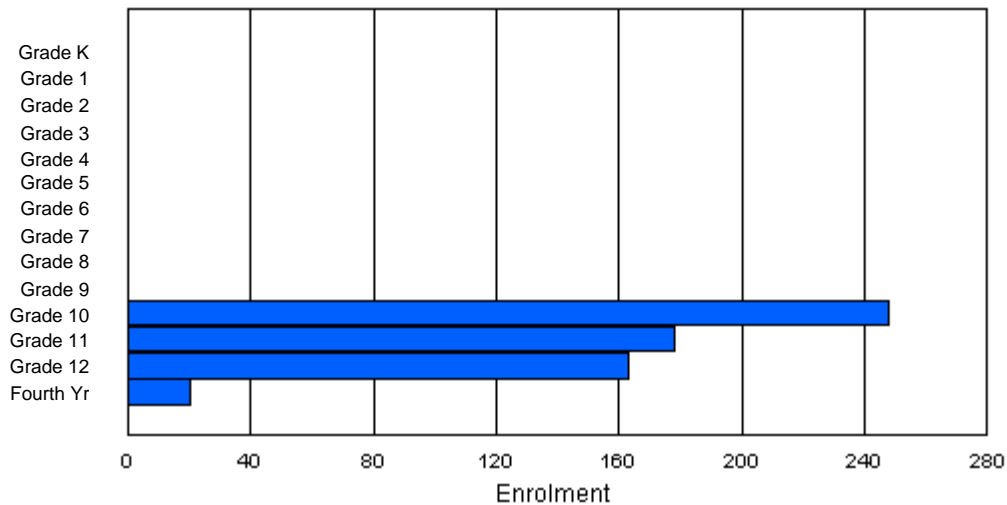
**Enrolment By Age and Gender**

Gender	Age																	Total
	5	6	7	8	9	10	11	12	13	14	15	16	17	18	19	20>		
Male	0	0	0	0	0	0	0	0	0	1	115	93	94	18	4	1	326	
Female	0	0	0	0	0	0	0	0	0	0	116	83	77	6	1	0	283	
<b>Total</b>	0	0	0	0	0	0	0	0	0	1	231	176	171	24	5	1	609	

**Enrolment By Grade and Gender**

Gender	Grade															Total
	K	1	2	3	4	5	6	7	8	9	10	11	12	4th		
Male	0	0	0	0	0	0	0	0	0	0	128	92	91	15	326	
Female	0	0	0	0	0	0	0	0	0	0	120	86	72	5	283	
<b>Total</b>	0	0	0	0	0	0	0	0	0	0	248	178	163	20	609	

**Enrolment By Grade**  
For Holy Spirit High



\* Data from the 1999-00 AGR(Enrolment/Age as of the last day in Sept./Dec.)

\*\* Newfoundland Statistics Classification System

\*\*\* May include itinerant teachers

District 10 - Avalon East

School #: 367 Holy Trinity Elementary, Torbay

Classification: Urban Community/Avalon Region\*\*

Grades: K-8 Number of Grades: 9

[School FTE PTR : 17.6](#)  
[District FTE PTR : 16.0](#)  
[Provincial FTE PTR : 14.3](#)

[FTE Teachers](#) \*\*\* : 37.3

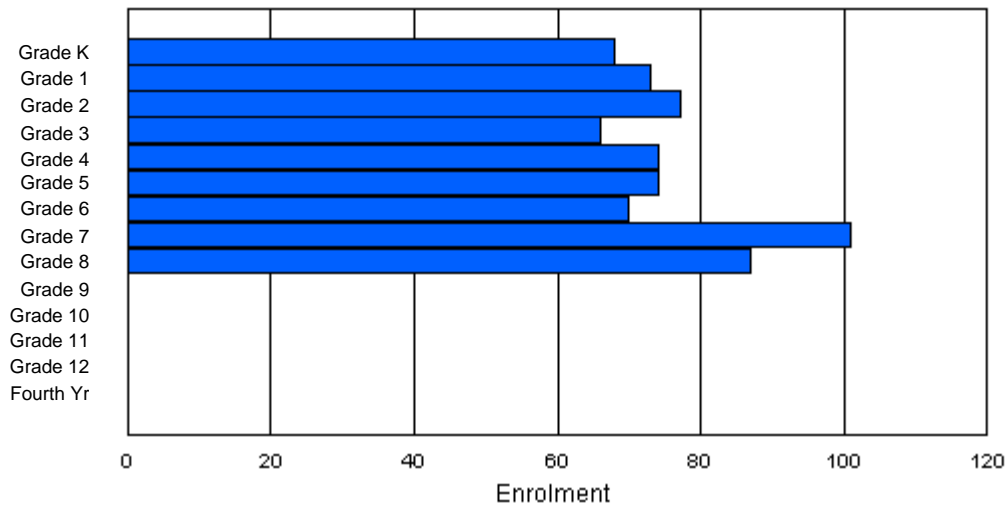
**Enrolment By Age and Gender**

Gender	Age																Total
	5	6	7	8	9	10	11	12	13	14	15	16	17	18	19	20>	
Male	28	35	35	37	32	37	44	40	33	7	0	0	0	0	0	0	328
Female	38	33	40	32	43	39	23	56	54	4	0	0	0	0	0	0	362
<b>Total</b>	<b>66</b>	<b>68</b>	<b>75</b>	<b>69</b>	<b>75</b>	<b>76</b>	<b>67</b>	<b>96</b>	<b>87</b>	<b>11</b>	<b>0</b>	<b>0</b>	<b>0</b>	<b>0</b>	<b>0</b>	<b>0</b>	<b>690</b>

**Enrolment By Grade and Gender**

Gender	Grade														Total
	K	1	2	3	4	5	6	7	8	9	10	11	12	4th	
Male	29	39	35	35	33	35	47	41	34	0	0	0	0	0	328
Female	39	34	42	31	41	39	23	60	53	0	0	0	0	0	362
<b>Total</b>	<b>68</b>	<b>73</b>	<b>77</b>	<b>66</b>	<b>74</b>	<b>74</b>	<b>70</b>	<b>101</b>	<b>87</b>	<b>0</b>	<b>0</b>	<b>0</b>	<b>0</b>	<b>0</b>	<b>690</b>

**Enrolment By Grade**  
For Holy Trinity Elementary



\* Data from the 1999-00 AGR(Enrolment/Age as of the last day in Sept./Dec.)

\*\* Newfoundland Statistics Classification System

\*\*\* May include itinerant teachers

District 10 - Avalon East

School #: 368

Holy Trinity High School, Torbay

Classification: Urban Community/Avalon Region\*\*

Grades: 9-12

Number of Grades: 4

[School FTE PTR : 16.5](#)

[District FTE PTR : 16.0](#)

[Provincial FTE PTR : 14.3](#)

[FTE Teachers](#) \*\*\* : 28.5

**Enrolment By Age and Gender**

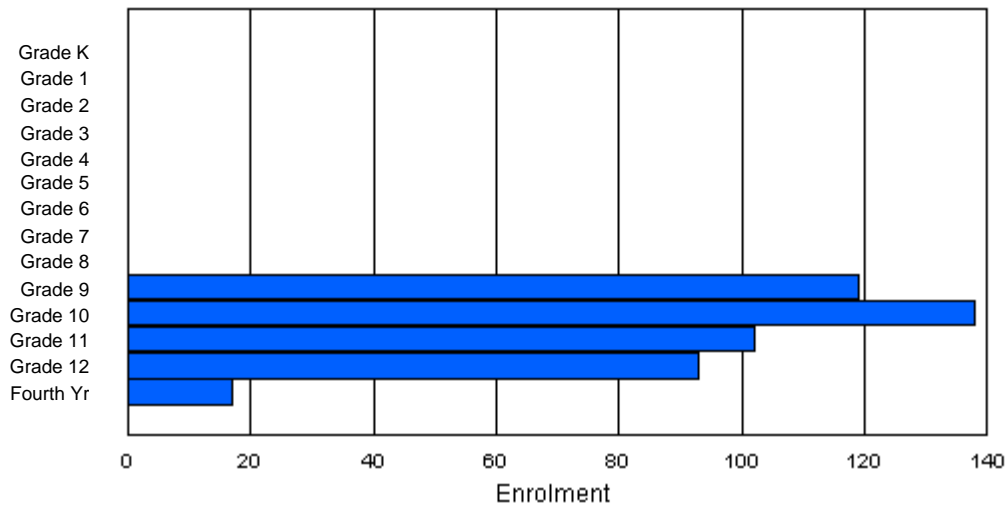
Gender	Age																	Total
	5	6	7	8	9	10	11	12	13	14	15	16	17	18	19	20>		
Male	0	0	0	0	0	0	0	0	0	48	67	50	53	24	2	1	245	
Female	0	0	0	0	0	0	0	0	0	55	61	52	43	10	2	1	224	
<b>Total</b>	0	0	0	0	0	0	0	0	0	103	128	102	96	34	4	2	469	

**Enrolment By Grade and Gender**

Gender	Grade															Total
	K	1	2	3	4	5	6	7	8	9	10	11	12	4th		
Male	0	0	0	0	0	0	0	0	0	62	71	48	50	14	245	
Female	0	0	0	0	0	0	0	0	0	57	67	54	43	3	224	
<b>Total</b>	0	0	0	0	0	0	0	0	0	119	138	102	93	17	469	

**Enrolment By Grade**

For Holy Trinity High School



\* Data from the 1999-00 AGR(Enrolment/Age as of the last day in Sept./Dec.)

\*\* Newfoundland Statistics Classification System

\*\*\* May include itinerant teachers

District 10 - Avalon East

School #: 341

I.J. Samson, St. John's

Classification: Urban Community/Avalon Region\*\*

Grades: 7-9

Number of Grades: 3

[School FTE PTR : 15.3](#)

[District FTE PTR : 16.0](#)

[Provincial FTE PTR : 14.3](#)

[FTE Teachers](#) \*\*\* : 28.5

**Enrolment By Age and Gender**

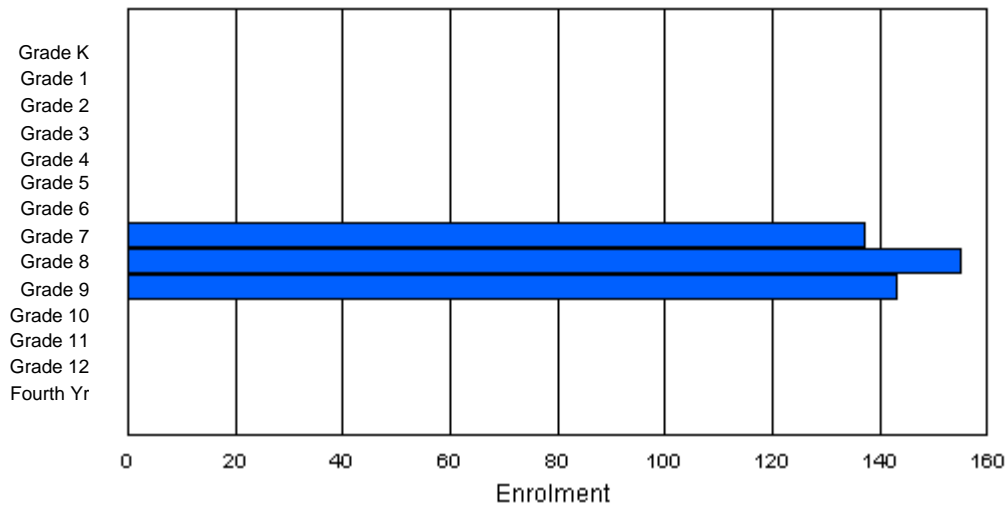
Gender	Age																Total
	5	6	7	8	9	10	11	12	13	14	15	16	17	18	19	20>	
Male	0	0	0	0	0	0	0	70	77	64	7	1	0	0	0	0	219
Female	0	0	0	0	0	0	1	60	72	77	3	3	0	0	0	0	216
Total	0	0	0	0	0	0	1	130	149	141	10	4	0	0	0	0	435

**Enrolment By Grade and Gender**

Gender	Grade															Total
	K	1	2	3	4	5	6	7	8	9	10	11	12	4th		
Male	0	0	0	0	0	0	0	72	80	67	0	0	0	0	0	219
Female	0	0	0	0	0	0	0	65	75	76	0	0	0	0	0	216
Total	0	0	0	0	0	0	0	137	155	143	0	0	0	0	0	435

**Enrolment By Grade**

For I.J. Samson



\* Data from the 1999-00 AGR(Enrolment/Age as of the last day in Sept./Dec.)

\*\* Newfoundland Statistics Classification System

\*\*\* May include itinerant teachers

District 10 - Avalon East

School #: 293

Immaculate Conception, Bell Island

Classification: Rural Community/Avalon Region\*\*

Grades: 4-8

Number of Grades: 5

[School FTE PTR : 15.7](#)

[District FTE PTR : 16.0](#)

[Provincial FTE PTR : 14.3](#)

[FTE Teachers](#) \*\*\* : 18.0

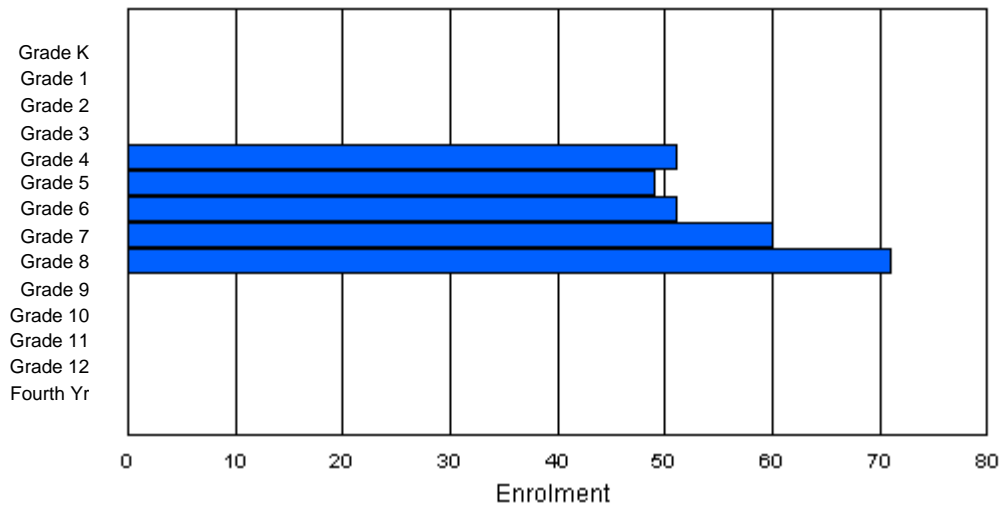
**Enrolment By Age and Gender**

Gender	Age																Total
	5	6	7	8	9	10	11	12	13	14	15	16	17	18	19	20>	
Male	0	0	0	0	20	24	30	31	25	17	3	0	0	0	0	0	150
Female	0	0	0	0	25	23	23	26	27	6	2	0	0	0	0	0	132
<b>Total</b>	<b>0</b>	<b>0</b>	<b>0</b>	<b>0</b>	<b>45</b>	<b>47</b>	<b>53</b>	<b>57</b>	<b>52</b>	<b>23</b>	<b>5</b>	<b>0</b>	<b>0</b>	<b>0</b>	<b>0</b>	<b>0</b>	<b>282</b>

**Enrolment By Grade and Gender**

Gender	Grade														Total
	K	1	2	3	4	5	6	7	8	9	10	11	12	4th	
Male	0	0	0	0	24	25	29	34	38	0	0	0	0	0	150
Female	0	0	0	0	27	24	22	26	33	0	0	0	0	0	132
<b>Total</b>	<b>0</b>	<b>0</b>	<b>0</b>	<b>0</b>	<b>51</b>	<b>49</b>	<b>51</b>	<b>60</b>	<b>71</b>	<b>0</b>	<b>0</b>	<b>0</b>	<b>0</b>	<b>0</b>	<b>282</b>

**Enrolment By Grade**  
For Immaculate Conception



\* Data from the 1999-00 AGR(Enrolment/Age as of the last day in Sept./Dec.)

\*\* Newfoundland Statistics Classification System

\*\*\* May include itinerant teachers

District 10 - Avalon East

School #: 334

Larkhall Academy, St. John's

Classification: Urban Community/Avalon Region\*\*

Grades: K-6

Number of Grades: 7

[School FTE PTR : 19.4](#)

[District FTE PTR : 16.0](#)

[Provincial FTE PTR : 14.3](#)

[FTE Teachers](#) \*\*\* : 18.3

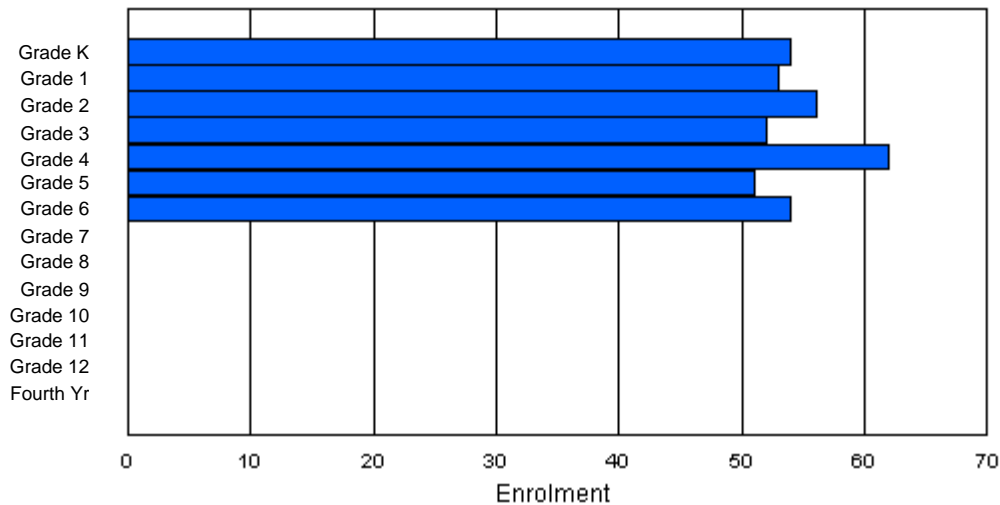
**Enrolment By Age and Gender**

Gender	Age																Total
	5	6	7	8	9	10	11	12	13	14	15	16	17	18	19	20>	
Male	27	28	24	24	28	24	24	8	0	0	0	0	0	0	0	0	187
Female	26	22	33	25	33	29	23	4	0	0	0	0	0	0	0	0	195
<b>Total</b>	<b>53</b>	<b>50</b>	<b>57</b>	<b>49</b>	<b>61</b>	<b>53</b>	<b>47</b>	<b>12</b>	<b>0</b>	<b>0</b>	<b>0</b>	<b>0</b>	<b>0</b>	<b>0</b>	<b>0</b>	<b>0</b>	<b>382</b>

**Enrolment By Grade and Gender**

Gender	Grade														Total
	K	1	2	3	4	5	6	7	8	9	10	11	12	4th	
Male	28	28	25	26	27	25	28	0	0	0	0	0	0	0	187
Female	26	25	31	26	35	26	26	0	0	0	0	0	0	0	195
<b>Total</b>	<b>54</b>	<b>53</b>	<b>56</b>	<b>52</b>	<b>62</b>	<b>51</b>	<b>54</b>	<b>0</b>	<b>0</b>	<b>0</b>	<b>0</b>	<b>0</b>	<b>0</b>	<b>0</b>	<b>382</b>

**Enrolment By Grade**  
For Larkhall Academy



\* Data from the 1999-00 AGR(Enrolment/Age as of the last day in Sept./Dec.)

\*\* Newfoundland Statistics Classification System

\*\*\* May include itinerant teachers

District 10 - Avalon East

School #: 335

Leary's Brook Junior High, St. John's

Classification: Urban Community/Avalon Region\*\*

Grades: 7-9

Number of Grades: 3

[School FTE PTR : 19.0](#)

[District FTE PTR : 16.0](#)

[Provincial FTE PTR : 14.3](#)

[FTE Teachers](#) \*\*\* : 22.5

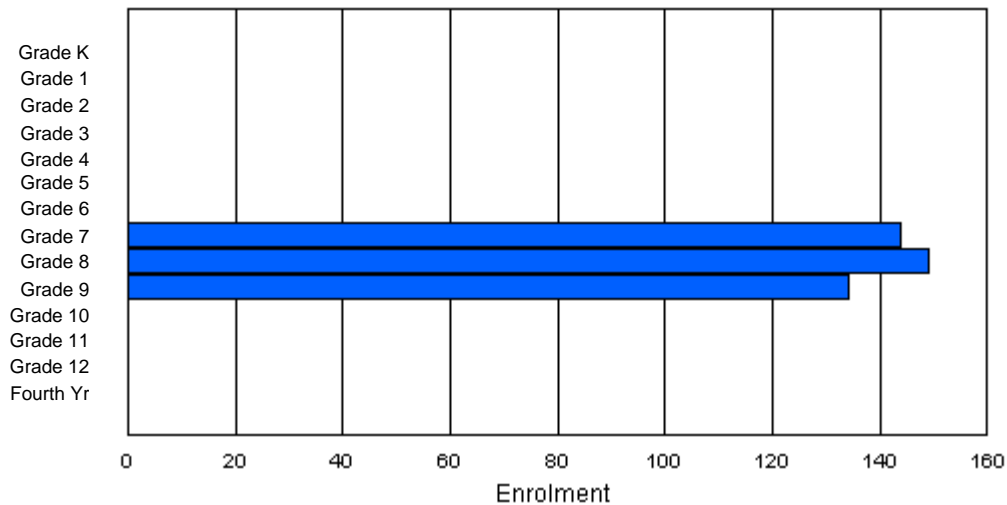
**Enrolment By Age and Gender**

Gender	Age																Total
	5	6	7	8	9	10	11	12	13	14	15	16	17	18	19	20>	
Male	0	0	0	0	0	0	0	64	61	73	19	3	0	0	0	0	220
Female	0	0	0	0	0	0	0	63	71	64	8	1	0	0	0	0	207
Total	0	0	0	0	0	0	0	127	132	137	27	4	0	0	0	0	427

**Enrolment By Grade and Gender**

Gender	Grade															Total
	K	1	2	3	4	5	6	7	8	9	10	11	12	4th		
Male	0	0	0	0	0	0	0	75	72	73	0	0	0	0	0	220
Female	0	0	0	0	0	0	0	69	77	61	0	0	0	0	0	207
Total	0	0	0	0	0	0	0	144	149	134	0	0	0	0	0	427

**Enrolment By Grade**  
For Leary's Brook Junior High



\* Data from the 1999-00 AGR(Enrolment/Age as of the last day in Sept./Dec.)

\*\* Newfoundland Statistics Classification System

\*\*\* May include itinerant teachers



District 10 - Avalon East

School #: 342

MacDonald Drive Elementary, St. John's

Classification: Urban Community/Avalon Region\*\*

Grades: K-6

Number of Grades: 7

[School FTE PTR : 16.4](#)

[District FTE PTR : 16.0](#)

[Provincial FTE PTR : 14.3](#)

[FTE Teachers](#) \*\*\* : 31.5

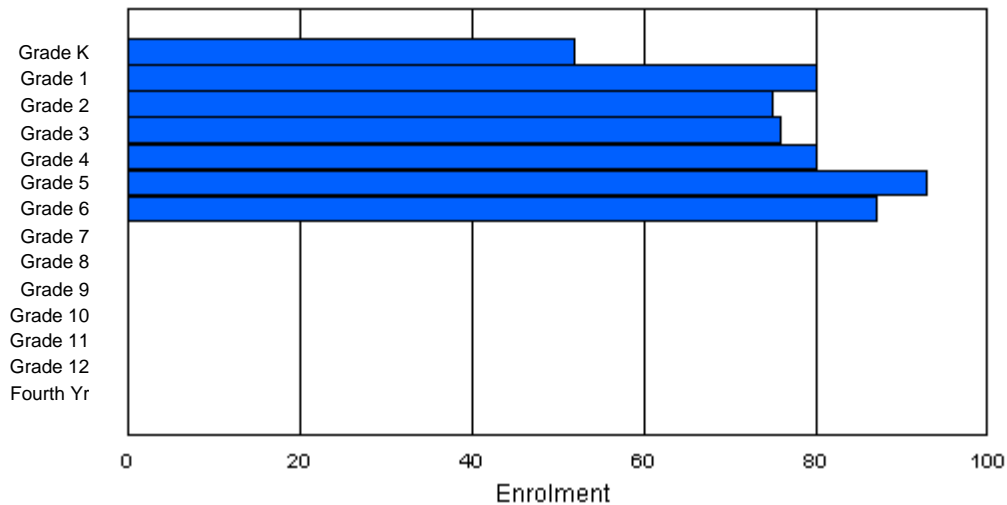
**Enrolment By Age and Gender**

Gender	Age																Total
	5	6	7	8	9	10	11	12	13	14	15	16	17	18	19	20>	
Male	28	41	48	34	43	37	36	8	1	0	0	0	0	0	0	0	276
Female	24	33	32	38	38	56	46	0	0	0	0	0	0	0	0	0	267
<b>Total</b>	<b>52</b>	<b>74</b>	<b>80</b>	<b>72</b>	<b>81</b>	<b>93</b>	<b>82</b>	<b>8</b>	<b>1</b>	<b>0</b>	<b>0</b>	<b>0</b>	<b>0</b>	<b>0</b>	<b>0</b>	<b>0</b>	<b>543</b>

**Enrolment By Grade and Gender**

Gender	Grade														Total
	K	1	2	3	4	5	6	7	8	9	10	11	12	4th	
Male	28	44	46	38	40	38	42	0	0	0	0	0	0	0	276
Female	24	36	29	38	40	55	45	0	0	0	0	0	0	0	267
<b>Total</b>	<b>52</b>	<b>80</b>	<b>75</b>	<b>76</b>	<b>80</b>	<b>93</b>	<b>87</b>	<b>0</b>	<b>0</b>	<b>0</b>	<b>0</b>	<b>0</b>	<b>0</b>	<b>0</b>	<b>543</b>

**Enrolment By Grade**  
For MacDonald Drive Elementary



\* Data from the 1999-00 AGR(Enrolment/Age as of the last day in Sept./Dec.)

\*\* Newfoundland Statistics Classification System

\*\*\* May include itinerant teachers

District 10 - Avalon East

School #: 343

MacDonald Drive Junior High, St. John's

Classification: Urban Community/Avalon Region\*\*

Grades: 7-9

Number of Grades: 3

[School FTE PTR : 17.8](#)

[District FTE PTR : 16.0](#)

[Provincial FTE PTR : 14.3](#)

[FTE Teachers](#) \*\*\* : 41.8

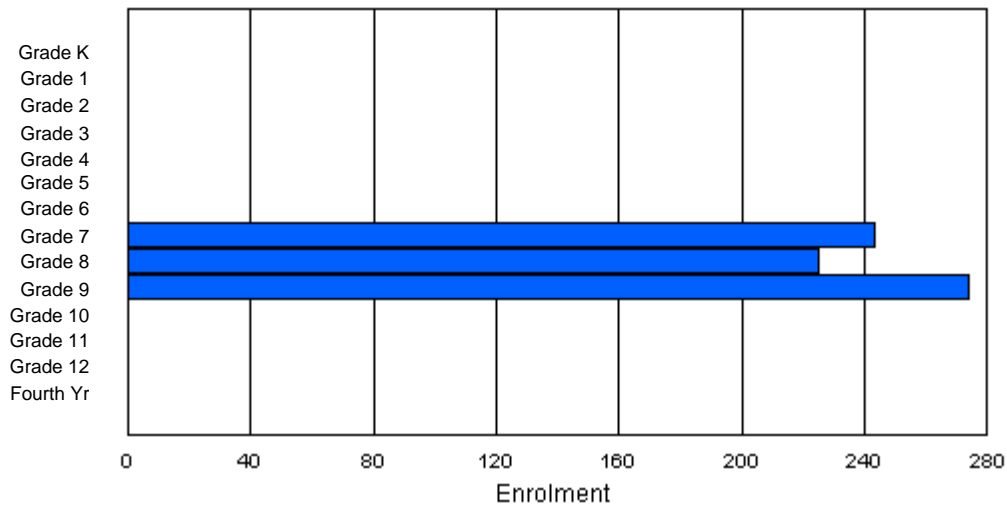
**Enrolment By Age and Gender**

Gender	Age																Total
	5	6	7	8	9	10	11	12	13	14	15	16	17	18	19	20>	
Male	0	0	0	0	0	0	2	121	114	116	17	0	0	1	1	1	373
Female	0	0	0	0	0	0	2	107	114	126	10	3	1	1	2	3	369
<b>Total</b>	<b>0</b>	<b>0</b>	<b>0</b>	<b>0</b>	<b>0</b>	<b>0</b>	<b>4</b>	<b>228</b>	<b>228</b>	<b>242</b>	<b>27</b>	<b>3</b>	<b>1</b>	<b>2</b>	<b>3</b>	<b>4</b>	<b>742</b>

**Enrolment By Grade and Gender**

Gender	Grade															Total
	K	1	2	3	4	5	6	7	8	9	10	11	12	4th		
Male	0	0	0	0	0	0	0	133	107	133	0	0	0	0	373	
Female	0	0	0	0	0	0	0	110	118	141	0	0	0	0	369	
<b>Total</b>	<b>0</b>	<b>0</b>	<b>0</b>	<b>0</b>	<b>0</b>	<b>0</b>	<b>0</b>	<b>243</b>	<b>225</b>	<b>274</b>	<b>0</b>	<b>0</b>	<b>0</b>	<b>0</b>	<b>742</b>	

**Enrolment By Grade**  
For MacDonald Drive Junior High



\* Data from the 1999-00 AGR(Enrolment/Age as of the last day in Sept./Dec.)

\*\* Newfoundland Statistics Classification System

\*\*\* May include itinerant teachers

District 10 - Avalon East

School #: 466

Macpherson Elementary, St. John's

Classification: Urban Community/Avalon Region\*\*

Grades: K-6

Number of Grades: 7

[School FTE PTR : 13.5](#)

[District FTE PTR : 16.0](#)

[Provincial FTE PTR : 14.3](#)

[FTE Teachers](#) \*\*\* : 21.2

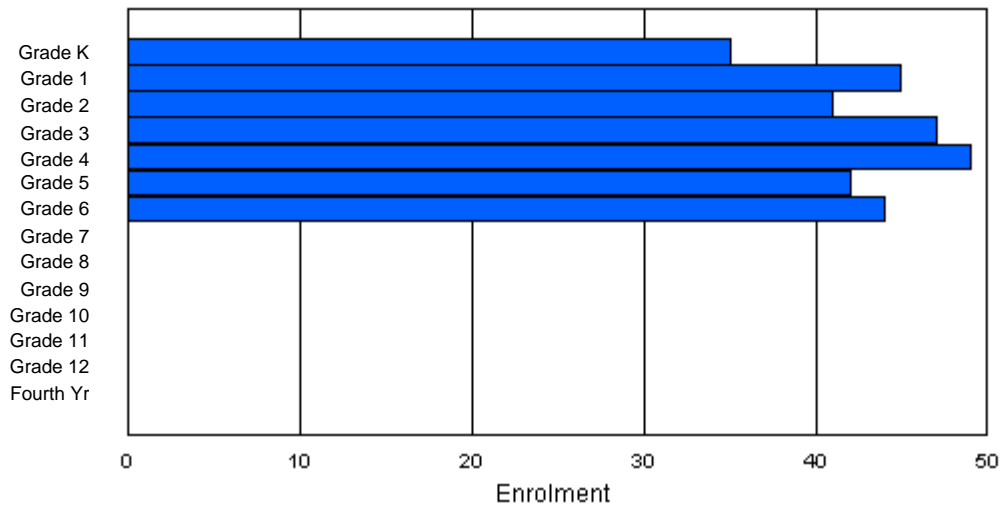
**Enrolment By Age and Gender**

Gender	Age																	Total
	5	6	7	8	9	10	11	12	13	14	15	16	17	18	19	20>		
Male	20	20	24	28	26	22	19	4	0	0	0	0	0	0	0	0	163	
Female	13	23	15	17	24	25	22	1	0	0	0	0	0	0	0	0	140	
<b>Total</b>	<b>33</b>	<b>43</b>	<b>39</b>	<b>45</b>	<b>50</b>	<b>47</b>	<b>41</b>	<b>5</b>	<b>0</b>	<b>0</b>	<b>0</b>	<b>0</b>	<b>0</b>	<b>0</b>	<b>0</b>	<b>0</b>	<b>303</b>	

**Enrolment By Grade and Gender**

Gender	Grade															Total
	K	1	2	3	4	5	6	7	8	9	10	11	12	4th		
Male	22	22	23	31	24	20	21	0	0	0	0	0	0	0	163	
Female	13	23	18	16	25	22	23	0	0	0	0	0	0	0	140	
<b>Total</b>	<b>35</b>	<b>45</b>	<b>41</b>	<b>47</b>	<b>49</b>	<b>42</b>	<b>44</b>	<b>0</b>	<b>0</b>	<b>0</b>	<b>0</b>	<b>0</b>	<b>0</b>	<b>0</b>	<b>303</b>	

**Enrolment By Grade**  
For Macpherson Elementary



\* Data from the 1999-00 AGR(Enrolment/Age as of the last day in Sept./Dec.)

\*\* Newfoundland Statistics Classification System

\*\*\* May include itinerant teachers

District 10 - Avalon East

School #: 345

Mary Queen of Peace, St. John's

Classification: Urban Community/Avalon Region\*\*

Grades: K-6

Number of Grades: 7

[School FTE PTR : 17.5](#)

[District FTE PTR : 16.0](#)

[Provincial FTE PTR : 14.3](#)

[FTE Teachers](#) \*\*\* : 39.3

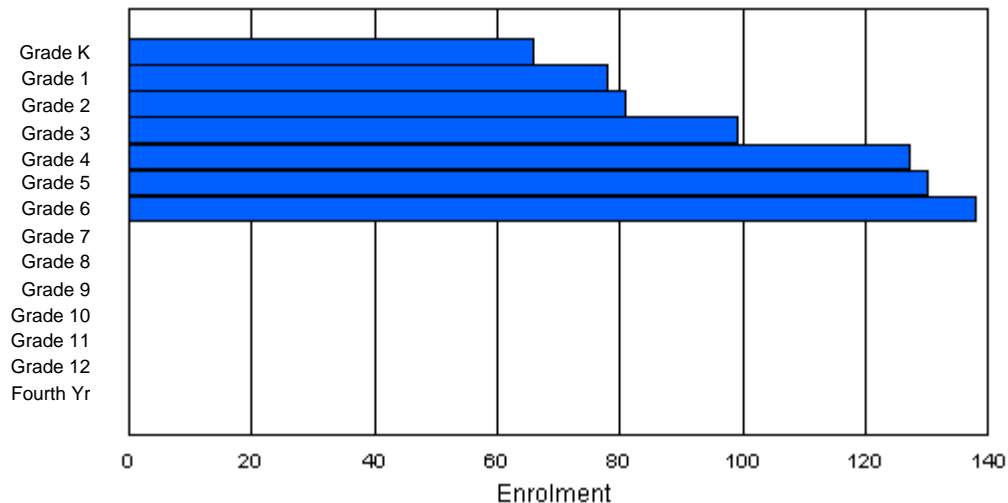
**Enrolment By Age and Gender**

Gender	Age																Total
	5	6	7	8	9	10	11	12	13	14	15	16	17	18	19	20>	
Male	39	38	40	53	72	77	69	14	0	0	0	0	0	0	0	0	402
Female	27	37	37	43	51	63	51	8	0	0	0	0	0	0	0	0	317
<b>Total</b>	<b>66</b>	<b>75</b>	<b>77</b>	<b>96</b>	<b>123</b>	<b>140</b>	<b>120</b>	<b>22</b>	<b>0</b>	<b>0</b>	<b>0</b>	<b>0</b>	<b>0</b>	<b>0</b>	<b>0</b>	<b>0</b>	<b>719</b>

**Enrolment By Grade and Gender**

Gender	Grade														Total
	K	1	2	3	4	5	6	7	8	9	10	11	12	4th	
Male	39	41	42	55	76	71	78	0	0	0	0	0	0	0	402
Female	27	37	39	44	51	59	60	0	0	0	0	0	0	0	317
<b>Total</b>	<b>66</b>	<b>78</b>	<b>81</b>	<b>99</b>	<b>127</b>	<b>130</b>	<b>138</b>	<b>0</b>	<b>0</b>	<b>0</b>	<b>0</b>	<b>0</b>	<b>0</b>	<b>0</b>	<b>719</b>

**Enrolment By Grade**  
For Mary Queen of Peace



\* Data from the 1999-00 AGR(Enrolment/Age as of the last day in Sept./Dec.)

\*\* Newfoundland Statistics Classification System

\*\*\* May include itinerant teachers

District 10 - Avalon East

School #: 308

Mary Queen of the World, Mount Pearl

Classification: Urban Community/Avalon Region\*\*

Grades: K-6

Number of Grades: 7

[School FTE PTR : 15.8](#)

[District FTE PTR : 16.0](#)

[Provincial FTE PTR : 14.3](#)

[FTE Teachers](#) \*\*\* : 29.5

**Enrolment By Age and Gender**

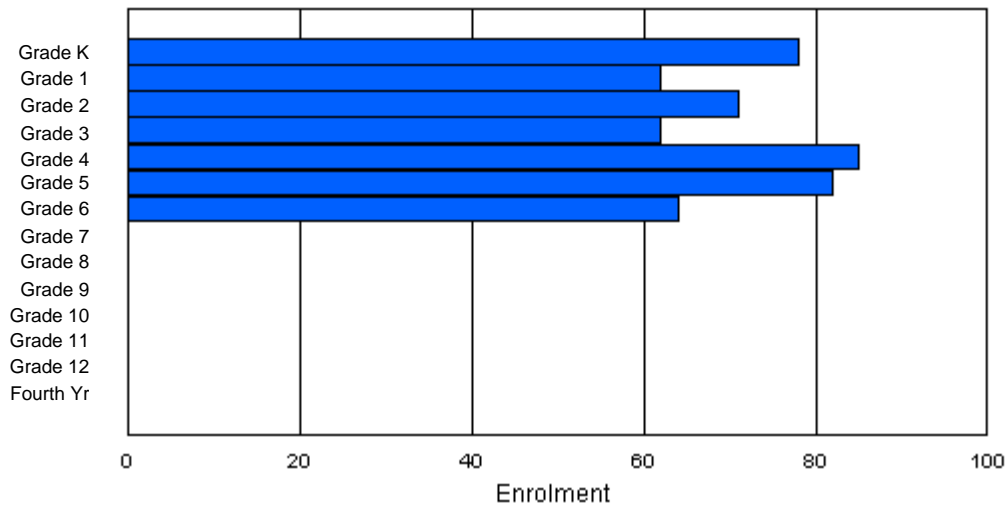
Gender	Age																Total
	5	6	7	8	9	10	11	12	13	14	15	16	17	18	19	20>	
Male	37	24	48	30	40	51	28	6	0	0	0	0	0	0	0	0	264
Female	41	33	24	30	41	34	35	2	0	0	0	0	0	0	0	0	240
Total	78	57	72	60	81	85	63	8	0	0	0	0	0	0	0	0	504

**Enrolment By Grade and Gender**

Gender	Grade														Total
	K	1	2	3	4	5	6	7	8	9	10	11	12	4th	
Male	37	28	48	31	40	50	30	0	0	0	0	0	0	0	264
Female	41	34	23	31	45	32	34	0	0	0	0	0	0	0	240
Total	78	62	71	62	85	82	64	0	0	0	0	0	0	0	504

**Enrolment By Grade**

For Mary Queen of the World



\* Data from the 1999-00 AGR(Enrolment/Age as of the last day in Sept./Dec.)

\*\* Newfoundland Statistics Classification System

\*\*\* May include itinerant teachers

District 10 - Avalon East

School #: 307

Mobile High, Mobile

Classification: Rural Community/Avalon Region\*\*

Grades: 7-12

Number of Grades: 6

[School FTE PTR : 12.4](#)

[District FTE PTR : 16.0](#)

[Provincial FTE PTR : 14.3](#)

[FTE Teachers](#) \*\*\* : 22.2

**Enrolment By Age and Gender**

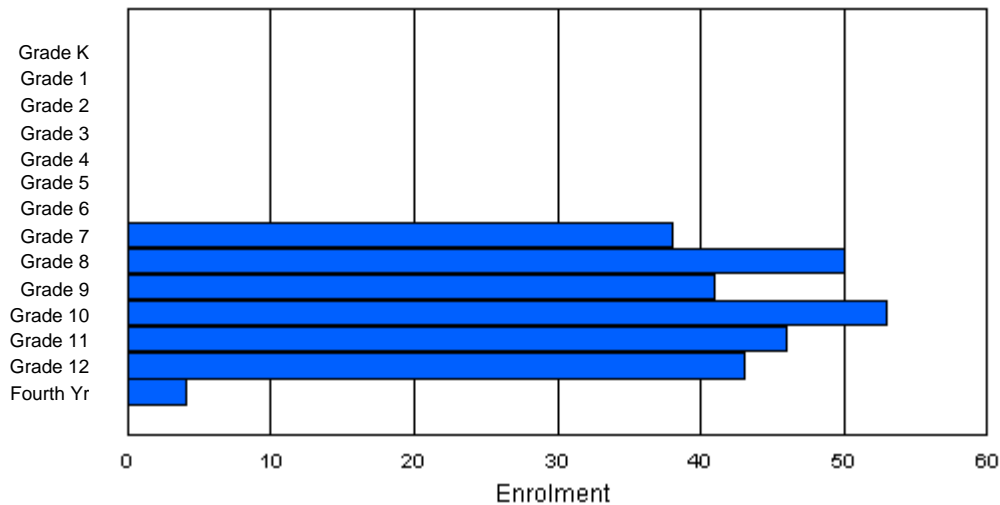
Gender	Age																Total
	5	6	7	8	9	10	11	12	13	14	15	16	17	18	19	20>	
Male	0	0	0	0	0	0	0	19	23	26	20	21	21	12	0	0	142
Female	0	0	0	0	0	0	0	16	21	19	25	27	22	3	0	0	133
<b>Total</b>	<b>0</b>	<b>0</b>	<b>0</b>	<b>0</b>	<b>0</b>	<b>0</b>	<b>0</b>	<b>35</b>	<b>44</b>	<b>45</b>	<b>45</b>	<b>48</b>	<b>43</b>	<b>15</b>	<b>0</b>	<b>0</b>	<b>275</b>

**Enrolment By Grade and Gender**

Gender	Grade															Total
	K	1	2	3	4	5	6	7	8	9	10	11	12	4th		
Male	0	0	0	0	0	0	0	21	27	24	25	18	23	4	142	
Female	0	0	0	0	0	0	0	17	23	17	28	28	20	0	133	
<b>Total</b>	<b>0</b>	<b>0</b>	<b>0</b>	<b>0</b>	<b>0</b>	<b>0</b>	<b>0</b>	<b>38</b>	<b>50</b>	<b>41</b>	<b>53</b>	<b>46</b>	<b>43</b>	<b>4</b>	<b>275</b>	

**Enrolment By Grade**

For Mobile High



\* Data from the 1999-00 AGR(Enrolment/Age as of the last day in Sept./Dec.)

\*\* Newfoundland Statistics Classification System

\*\*\* May include itinerant teachers

District 10 - Avalon East

School #: 309

Morris Academy, Mount Pearl

Classification: Urban Community/Avalon Region\*\*

Grades: K-3

Number of Grades: 4

[School FTE PTR : 15.6](#)

[District FTE PTR : 16.0](#)

[Provincial FTE PTR : 14.3](#)

[FTE Teachers](#) \*\*\* : 20.5

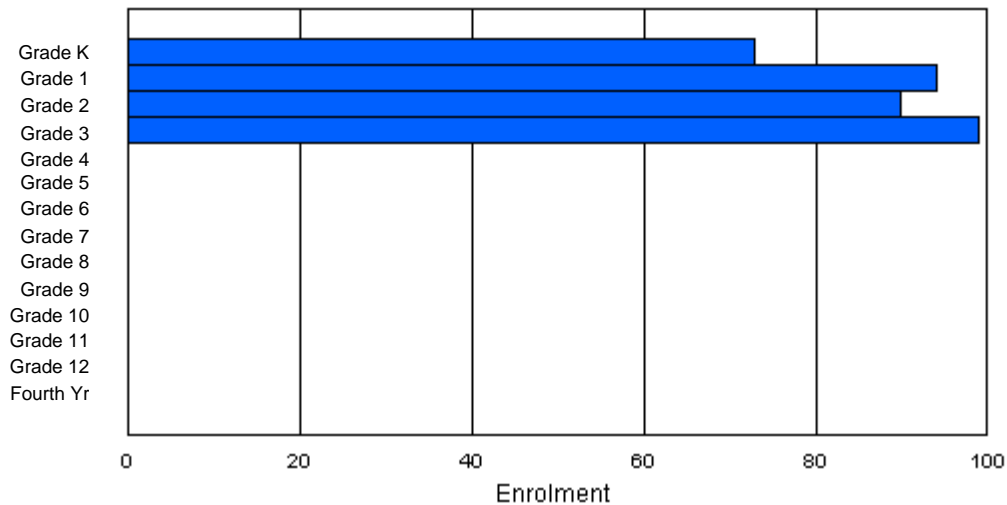
**Enrolment By Age and Gender**

Gender	Age																Total
	5	6	7	8	9	10	11	12	13	14	15	16	17	18	19	20>	
Male	43	55	41	51	3	0	0	0	0	0	0	0	0	0	0	0	193
Female	29	39	44	49	2	0	0	0	0	0	0	0	0	0	0	0	163
<b>Total</b>	<b>72</b>	<b>94</b>	<b>85</b>	<b>100</b>	<b>5</b>	<b>0</b>	<b>0</b>	<b>0</b>	<b>0</b>	<b>0</b>	<b>0</b>	<b>0</b>	<b>0</b>	<b>0</b>	<b>0</b>	<b>0</b>	<b>356</b>

**Enrolment By Grade and Gender**

Gender	Grade														Total
	K	1	2	3	4	5	6	7	8	9	10	11	12	4th	
Male	44	52	46	51	0	0	0	0	0	0	0	0	0	0	193
Female	29	42	44	48	0	0	0	0	0	0	0	0	0	0	163
<b>Total</b>	<b>73</b>	<b>94</b>	<b>90</b>	<b>99</b>	<b>0</b>	<b>0</b>	<b>0</b>	<b>0</b>	<b>0</b>	<b>0</b>	<b>0</b>	<b>0</b>	<b>0</b>	<b>0</b>	<b>356</b>

**Enrolment By Grade**  
For Morris Academy



\* Data from the 1999-00 AGR(Enrolment/Age as of the last day in Sept./Dec.)

\*\* Newfoundland Statistics Classification System

\*\*\* May include itinerant teachers

**School Description Report  
1999-00**

District 10 - Avalon East

School #: 310

Mount Pearl Intermediate, Mount Pearl

Classification: Urban Community/Avalon Region\*\*

Grades: 4-9

Number of Grades: 6

[School FTE PTR : 16.7](#)

[District FTE PTR : 16.0](#)

[Provincial FTE PTR : 14.3](#)

[FTE Teachers](#) \*\*\* : 54.0

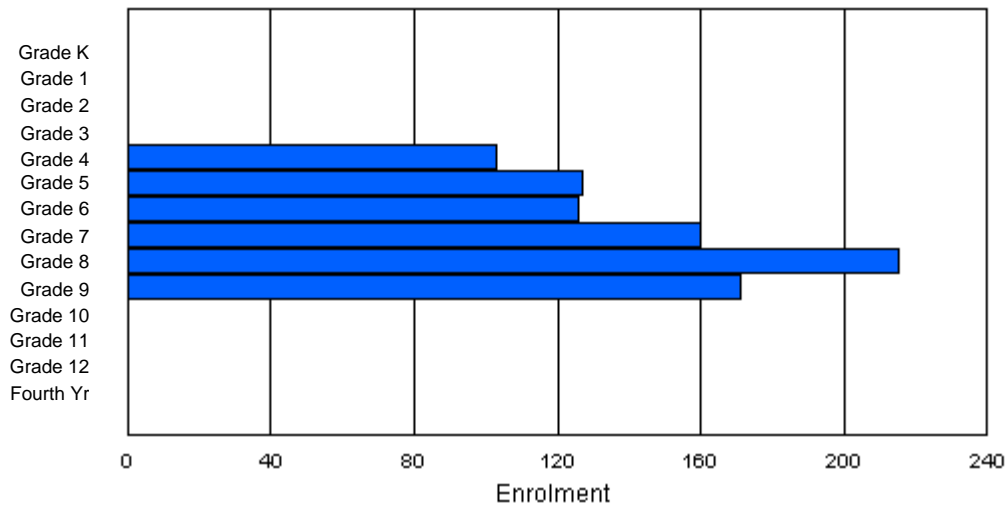
**Enrolment By Age and Gender**

Gender	Age																Total
	5	6	7	8	9	10	11	12	13	14	15	16	17	18	19	20>	
Male	0	0	0	0	49	42	77	95	104	72	9	3	1	0	0	0	452
Female	0	0	0	1	46	52	48	100	94	96	11	1	1	0	0	0	450
<b>Total</b>	<b>0</b>	<b>0</b>	<b>0</b>	<b>1</b>	<b>95</b>	<b>94</b>	<b>125</b>	<b>195</b>	<b>198</b>	<b>168</b>	<b>20</b>	<b>4</b>	<b>2</b>	<b>0</b>	<b>0</b>	<b>0</b>	<b>902</b>

**Enrolment By Grade and Gender**

Gender	Grade														Total
	K	1	2	3	4	5	6	7	8	9	10	11	12	4th	
Male	0	0	0	0	53	54	79	82	111	73	0	0	0	0	452
Female	0	0	0	0	50	73	47	78	104	98	0	0	0	0	450
<b>Total</b>	<b>0</b>	<b>0</b>	<b>0</b>	<b>0</b>	<b>103</b>	<b>127</b>	<b>126</b>	<b>160</b>	<b>215</b>	<b>171</b>	<b>0</b>	<b>0</b>	<b>0</b>	<b>0</b>	<b>902</b>

**Enrolment By Grade**  
For Mount Pearl Intermediate



\* Data from the 1999-00 AGR(Enrolment/Age as of the last day in Sept./Dec.)

\*\* Newfoundland Statistics Classification System

\*\*\* May include itinerant teachers



District 10 - Avalon East

School #: 311

Mount Pearl Senior High, Mount Pearl

Classification: Urban Community/Avalon Region\*\*

Grades: 10-12

Number of Grades: 3

[School FTE PTR : 16.6](#)

[District FTE PTR : 16.0](#)

[Provincial FTE PTR : 14.3](#)

[FTE Teachers](#) \*\*\* : 41.8

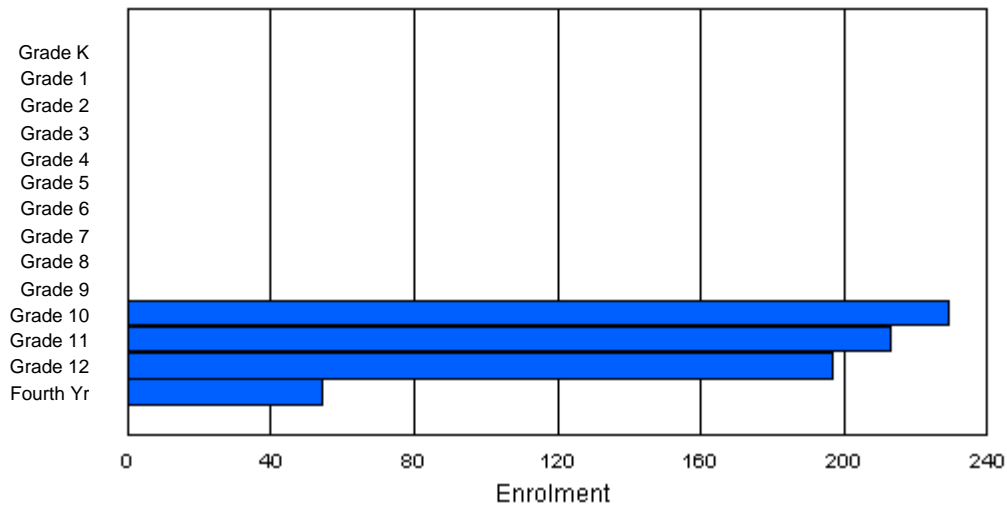
**Enrolment By Age and Gender**

Gender	Age																	Total
	5	6	7	8	9	10	11	12	13	14	15	16	17	18	19	20>		
Male	0	0	0	0	0	0	0	0	0	1	107	98	93	47	7	1	354	
Female	0	0	0	0	0	0	0	0	0	4	81	102	117	28	4	3	339	
<b>Total</b>	0	0	0	0	0	0	0	0	0	5	188	200	210	75	11	4	693	

**Enrolment By Grade and Gender**

Gender	Grade															Total
	K	1	2	3	4	5	6	7	8	9	10	11	12	4th		
Male	0	0	0	0	0	0	0	0	0	0	129	108	91	26	354	
Female	0	0	0	0	0	0	0	0	0	0	100	105	106	28	339	
<b>Total</b>	0	0	0	0	0	0	0	0	0	0	229	213	197	54	693	

**Enrolment By Grade**  
For Mount Pearl Senior High



\* Data from the 1999-00 AGR(Enrolment/Age as of the last day in Sept./Dec.)

\*\* Newfoundland Statistics Classification System

\*\*\* May include itinerant teachers

District 10 - Avalon East

School #: 312

Newtown Elementary, Mount Pearl

Classification: Urban Community/Avalon Region\*\*

Grades: K-6

Number of Grades: 7

[School FTE PTR : 18.4](#)

[District FTE PTR : 16.0](#)

[Provincial FTE PTR : 14.3](#)

[FTE Teachers](#) \*\*\* : 29.5

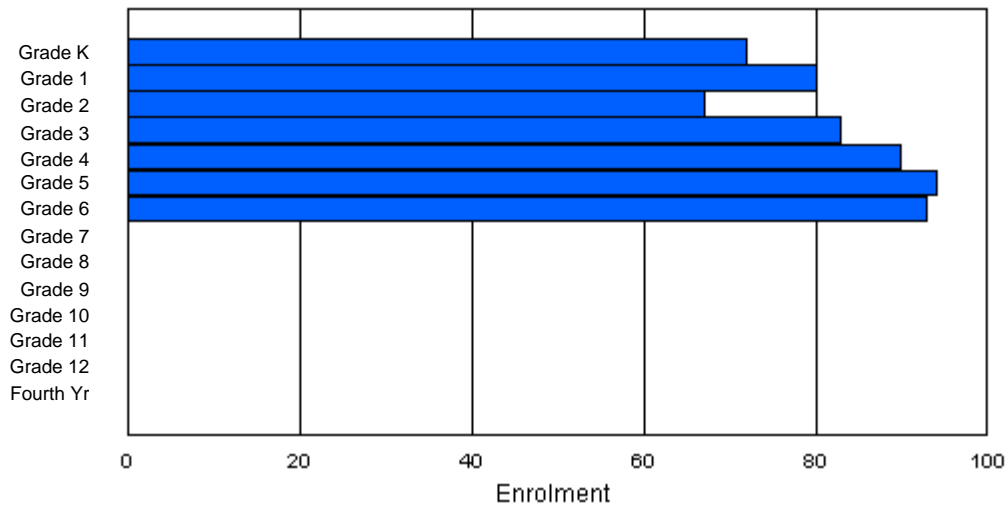
**Enrolment By Age and Gender**

Gender	Age																Total
	5	6	7	8	9	10	11	12	13	14	15	16	17	18	19	20>	
Male	30	38	28	39	47	51	60	2	0	0	0	0	0	0	0	0	295
Female	40	41	35	48	38	47	33	2	0	0	0	0	0	0	0	0	284
Total	70	79	63	87	85	98	93	4	0	0	0	0	0	0	0	0	579

**Enrolment By Grade and Gender**

Gender	Grade														Total
	K	1	2	3	4	5	6	7	8	9	10	11	12	4th	
Male	32	38	28	38	52	47	60	0	0	0	0	0	0	0	295
Female	40	42	39	45	38	47	33	0	0	0	0	0	0	0	284
Total	72	80	67	83	90	94	93	0	0	0	0	0	0	0	579

**Enrolment By Grade**  
For Newtown Elementary



\* Data from the 1999-00 AGR(Enrolment/Age as of the last day in Sept./Dec.)

\*\* Newfoundland Statistics Classification System

\*\*\* May include itinerant teachers

District 10 - Avalon East

School #: 313

O'Donel High, Mount Pearl

Classification: Urban Community/Avalon Region\*\*

Grades: 10-12

Number of Grades: 3

[School FTE PTR : 17.8](#)

[District FTE PTR : 16.0](#)

[Provincial FTE PTR : 14.3](#)

[FTE Teachers](#) \*\*\* : 39.5

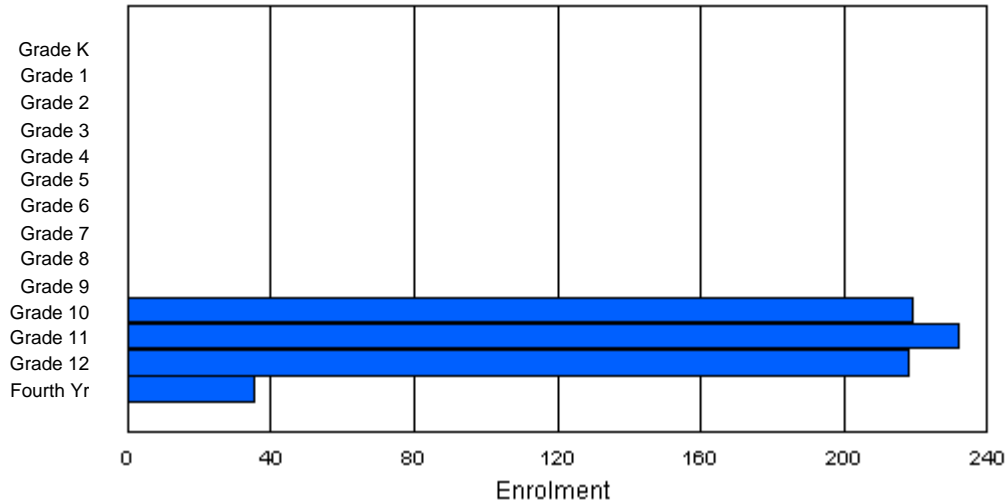
**Enrolment By Age and Gender**

Gender	Age																	Total
	5	6	7	8	9	10	11	12	13	14	15	16	17	18	19	20>		
Male	0	0	0	0	0	0	0	0	0	0	93	133	113	40	4	1	384	
Female	0	0	0	0	0	0	0	0	0	3	98	114	89	14	1	1	320	
<b>Total</b>	0	0	0	0	0	0	0	0	0	3	191	247	202	54	5	2	704	

**Enrolment By Grade and Gender**

Gender	Grade															Total
	K	1	2	3	4	5	6	7	8	9	10	11	12	4th		
Male	0	0	0	0	0	0	0	0	0	0	112	124	121	27	384	
Female	0	0	0	0	0	0	0	0	0	0	107	108	97	8	320	
<b>Total</b>	0	0	0	0	0	0	0	0	0	0	219	232	218	35	704	

**Enrolment By Grade**  
For O'Donel High



\* Data from the 1999-00 AGR(Enrolment/Age as of the last day in Sept./Dec.)

\*\* Newfoundland Statistics Classification System

\*\*\* May include itinerant teachers

District 10 - Avalon East

School #: 319 Paradise Elementary, Paradise

Classification: Urban Community/Avalon Region\*\*

Grades: K-6 Number of Grades: 7

[School FTE PTR : 16.7](#)  
[District FTE PTR : 16.0](#)  
[Provincial FTE PTR : 14.3](#)

[FTE Teachers](#) \*\*\* : 26.0

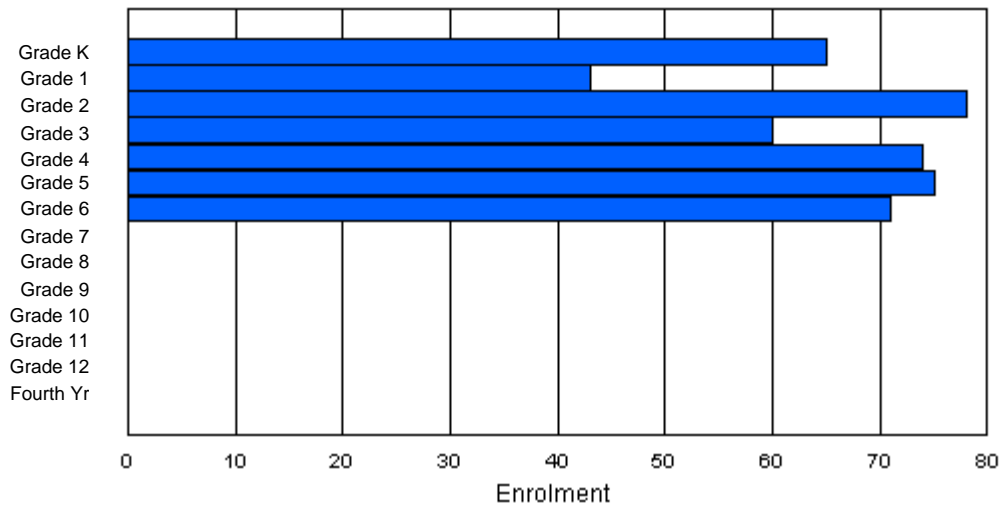
**Enrolment By Age and Gender**

Gender	Age																Total
	5	6	7	8	9	10	11	12	13	14	15	16	17	18	19	20>	
Male	34	22	39	33	37	41	42	2	0	0	0	0	0	0	0	0	250
Female	29	23	37	28	38	28	33	0	0	0	0	0	0	0	0	0	216
<b>Total</b>	<b>63</b>	<b>45</b>	<b>76</b>	<b>61</b>	<b>75</b>	<b>69</b>	<b>75</b>	<b>2</b>	<b>0</b>	<b>0</b>	<b>0</b>	<b>0</b>	<b>0</b>	<b>0</b>	<b>0</b>	<b>0</b>	<b>466</b>

**Enrolment By Grade and Gender**

Gender	Grade														Total
	K	1	2	3	4	5	6	7	8	9	10	11	12	4th	
Male	34	22	40	33	36	45	40	0	0	0	0	0	0	0	250
Female	31	21	38	27	38	30	31	0	0	0	0	0	0	0	216
<b>Total</b>	<b>65</b>	<b>43</b>	<b>78</b>	<b>60</b>	<b>74</b>	<b>75</b>	<b>71</b>	<b>0</b>	<b>0</b>	<b>0</b>	<b>0</b>	<b>0</b>	<b>0</b>	<b>0</b>	<b>466</b>

**Enrolment By Grade**  
For Paradise Elementary



\* Data from the 1999-00 AGR(Enrolment/Age as of the last day in Sept./Dec.)

\*\* Newfoundland Statistics Classification System

\*\*\* May include itinerant teachers

District 10 - Avalon East

School #: 321

Pouch Cove Elementary, Pouch Cove

Classification: Urban Community/Avalon Region\*\*

Grades: K-6

Number of Grades: 7

[School FTE PTR : 10.8](#)

[District FTE PTR : 16.0](#)

[Provincial FTE PTR : 14.3](#)

[FTE Teachers](#) \*\*\* : 9.3

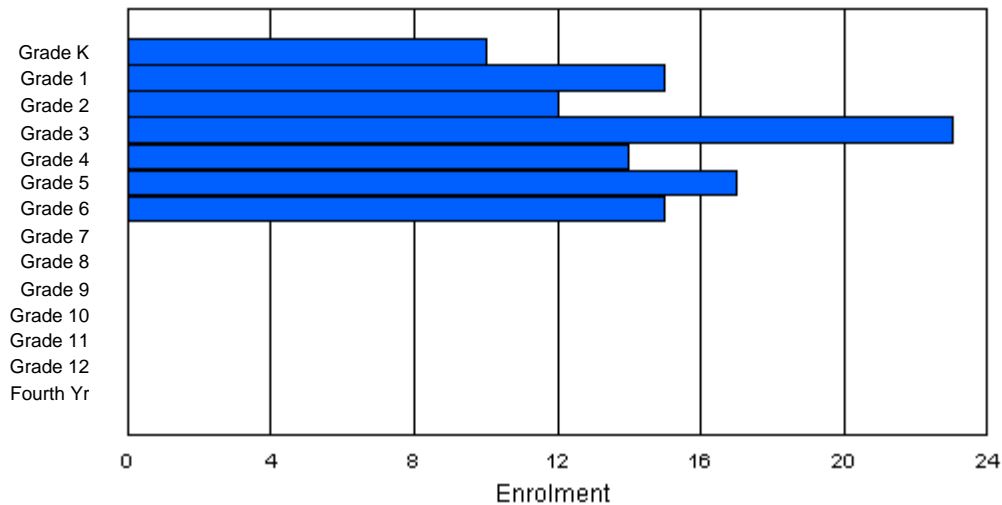
**Enrolment By Age and Gender**

Gender	Age																Total
	5	6	7	8	9	10	11	12	13	14	15	16	17	18	19	20>	
Male	2	8	5	10	8	8	7	0	0	0	0	0	0	0	0	0	48
Female	8	7	7	12	7	8	9	0	0	0	0	0	0	0	0	0	58
<b>Total</b>	<b>10</b>	<b>15</b>	<b>12</b>	<b>22</b>	<b>15</b>	<b>16</b>	<b>16</b>	<b>0</b>	<b>0</b>	<b>0</b>	<b>0</b>	<b>0</b>	<b>0</b>	<b>0</b>	<b>0</b>	<b>0</b>	<b>106</b>

**Enrolment By Grade and Gender**

Gender	Grade															Total
	K	1	2	3	4	5	6	7	8	9	10	11	12	4th		
Male	2	8	5	11	7	8	7	0	0	0	0	0	0	0	0	48
Female	8	7	7	12	7	9	8	0	0	0	0	0	0	0	0	58
<b>Total</b>	<b>10</b>	<b>15</b>	<b>12</b>	<b>23</b>	<b>14</b>	<b>17</b>	<b>15</b>	<b>0</b>	<b>0</b>	<b>0</b>	<b>0</b>	<b>0</b>	<b>0</b>	<b>0</b>	<b>0</b>	<b>106</b>

**Enrolment By Grade**  
For Pouch Cove Elementary



\* Data from the 1999-00 AGR(Enrolment/Age as of the last day in Sept./Dec.)

\*\* Newfoundland Statistics Classification System

\*\*\* May include itinerant teachers

District 10 - Avalon East

School #: 347

Prince of Wales Collegiate, St. John's

Classification: Urban Community/Avalon Region\*\*

Grades: 10-12

Number of Grades: 3

[School FTE PTR : 18.6](#)

[District FTE PTR : 16.0](#)

[Provincial FTE PTR : 14.3](#)

[FTE Teachers](#) \*\*\* : 47.0

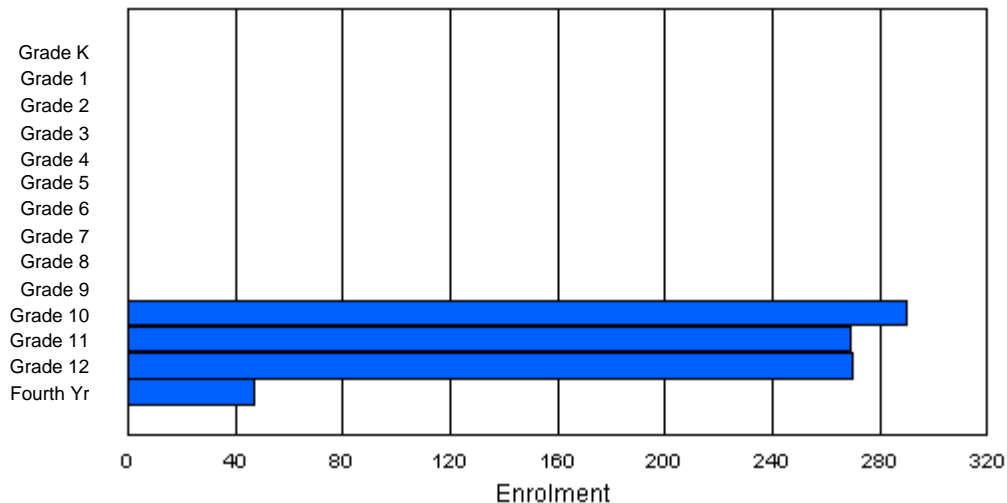
**Enrolment By Age and Gender**

Gender	Age																	Total
	5	6	7	8	9	10	11	12	13	14	15	16	17	18	19	20>		
Male	0	0	0	0	0	0	0	0	0	3	119	161	125	36	10	3	457	
Female	0	0	0	0	0	0	0	0	0	0	108	126	146	26	11	2	419	
<b>Total</b>	0	0	0	0	0	0	0	0	0	3	227	287	271	62	21	5	876	

**Enrolment By Grade and Gender**

Gender	Grade															Total
	K	1	2	3	4	5	6	7	8	9	10	11	12	4th		
Male	0	0	0	0	0	0	0	0	0	0	163	137	126	31	457	
Female	0	0	0	0	0	0	0	0	0	0	127	132	144	16	419	
<b>Total</b>	0	0	0	0	0	0	0	0	0	0	290	269	270	47	876	

**Enrolment By Grade**  
For Prince of Wales Collegiate



\* Data from the 1999-00 AGR(Enrolment/Age as of the last day in Sept./Dec.)

\*\* Newfoundland Statistics Classification System

\*\*\* May include itinerant teachers

District 10 - Avalon East

School #: 302

Queen Elizabeth Regional High, Foxtrap

Classification: Urban Community/Avalon Region\*\*

Grades: 10-12

Number of Grades: 3

[School FTE PTR : 17.0](#)

[District FTE PTR : 16.0](#)

[Provincial FTE PTR : 14.3](#)

[FTE Teachers](#) \*\*\* : 44.0

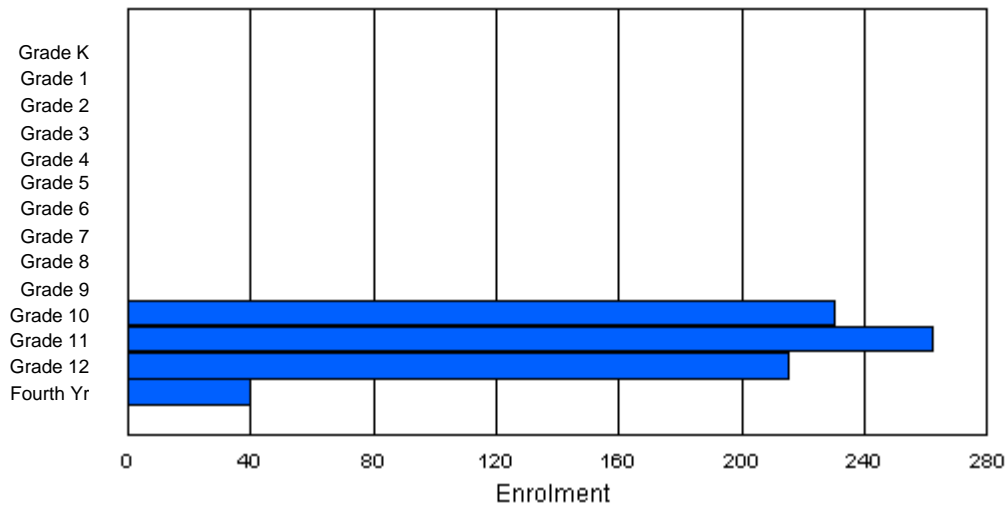
**Enrolment By Age and Gender**

Gender	Age																	Total
	5	6	7	8	9	10	11	12	13	14	15	16	17	18	19	20>		
Male	0	0	0	0	0	0	0	0	0	0	109	133	93	30	8	0	373	
Female	0	0	0	0	0	0	0	0	0	0	96	128	129	17	2	2	374	
<b>Total</b>	0	0	0	0	0	0	0	0	0	0	205	261	222	47	10	2	747	

**Enrolment By Grade and Gender**

Gender	Grade															Total
	K	1	2	3	4	5	6	7	8	9	10	11	12	4th		
Male	0	0	0	0	0	0	0	0	0	0	121	132	91	29	373	
Female	0	0	0	0	0	0	0	0	0	0	109	130	124	11	374	
<b>Total</b>	0	0	0	0	0	0	0	0	0	0	230	262	215	40	747	

**Enrolment By Grade**  
For Queen Elizabeth Regional High



\* Data from the 1999-00 AGR(Enrolment/Age as of the last day in Sept./Dec.)

\*\* Newfoundland Statistics Classification System

\*\*\* May include itinerant teachers

District 10 - Avalon East

School #: 348

Roncalli Elementary, St. John's

Classification: Urban Community/Avalon Region\*\*

Grades: K-6

Number of Grades: 7

[School FTE PTR : 15.2](#)

[District FTE PTR : 16.0](#)

[Provincial FTE PTR : 14.3](#)

[FTE Teachers](#) \*\*\* : 10.8

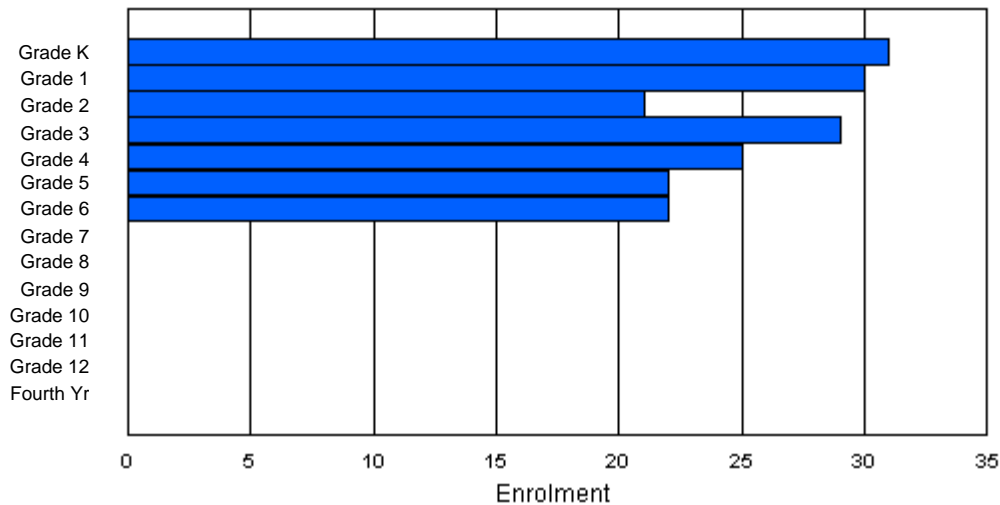
**Enrolment By Age and Gender**

Gender	Age																Total
	5	6	7	8	9	10	11	12	13	14	15	16	17	18	19	20>	
Male	21	17	10	18	17	6	10	1	0	0	0	0	0	0	0	0	100
Female	9	12	12	11	9	15	11	1	0	0	0	0	0	0	0	0	80
<b>Total</b>	<b>30</b>	<b>29</b>	<b>22</b>	<b>29</b>	<b>26</b>	<b>21</b>	<b>21</b>	<b>2</b>	<b>0</b>	<b>0</b>	<b>0</b>	<b>0</b>	<b>0</b>	<b>0</b>	<b>0</b>	<b>0</b>	<b>180</b>

**Enrolment By Grade and Gender**

Gender	Grade														Total
	K	1	2	3	4	5	6	7	8	9	10	11	12	4th	
Male	22	17	10	17	16	8	10	0	0	0	0	0	0	0	100
Female	9	13	11	12	9	14	12	0	0	0	0	0	0	0	80
<b>Total</b>	<b>31</b>	<b>30</b>	<b>21</b>	<b>29</b>	<b>25</b>	<b>22</b>	<b>22</b>	<b>0</b>	<b>0</b>	<b>0</b>	<b>0</b>	<b>0</b>	<b>0</b>	<b>0</b>	<b>180</b>

**Enrolment By Grade**  
For Roncalli Elementary



\* Data from the 1999-00 AGR(Enrolment/Age as of the last day in Sept./Dec.)

\*\* Newfoundland Statistics Classification System

\*\*\* May include itinerant teachers



District 10 - Avalon East

School #: 322

St. Agnes Elementary, Pouch Cove

Classification: Urban Community/Avalon Region\*\*

Grades: K-6

Number of Grades: 7

[School FTE PTR : 15.1](#)

[District FTE PTR : 16.0](#)

[Provincial FTE PTR : 14.3](#)

[FTE Teachers](#) \*\*\* : 10.0

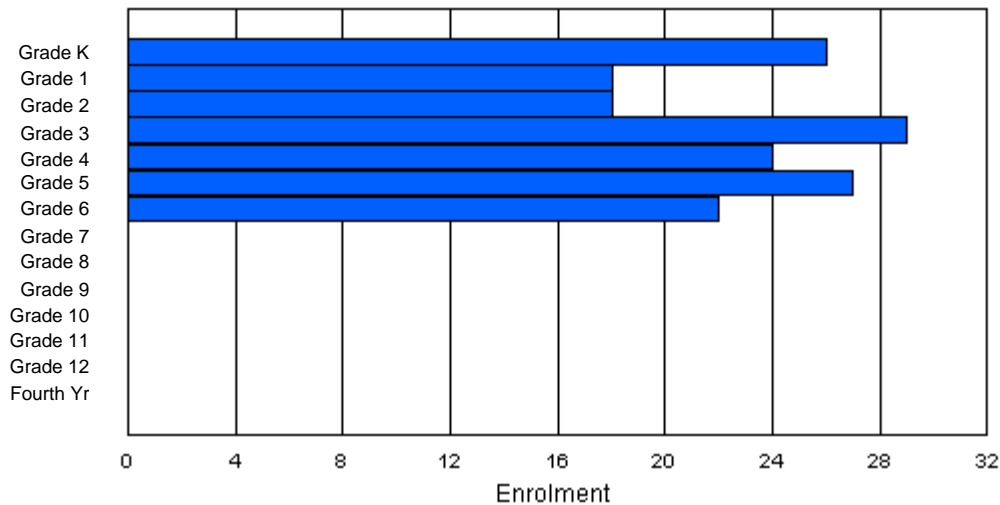
**Enrolment By Age and Gender**

Gender	Age																	Total
	5	6	7	8	9	10	11	12	13	14	15	16	17	18	19	20>		
Male	15	6	10	11	10	9	10	1	0	0	0	0	0	0	0	0	72	
Female	11	12	8	14	19	16	11	1	0	0	0	0	0	0	0	0	92	
<b>Total</b>	<b>26</b>	<b>18</b>	<b>18</b>	<b>25</b>	<b>29</b>	<b>25</b>	<b>21</b>	<b>2</b>	<b>0</b>	<b>0</b>	<b>0</b>	<b>0</b>	<b>0</b>	<b>0</b>	<b>0</b>	<b>0</b>	<b>164</b>	

**Enrolment By Grade and Gender**

Gender	Grade															Total
	K	1	2	3	4	5	6	7	8	9	10	11	12	4th		
Male	15	6	10	13	8	10	10	0	0	0	0	0	0	0	72	
Female	11	12	8	16	16	17	12	0	0	0	0	0	0	0	92	
<b>Total</b>	<b>26</b>	<b>18</b>	<b>18</b>	<b>29</b>	<b>24</b>	<b>27</b>	<b>22</b>	<b>0</b>	<b>0</b>	<b>0</b>	<b>0</b>	<b>0</b>	<b>0</b>	<b>0</b>	<b>164</b>	

**Enrolment By Grade**  
For St. Agnes Elementary



\* Data from the 1999-00 AGR(Enrolment/Age as of the last day in Sept./Dec.)

\*\* Newfoundland Statistics Classification System

\*\*\* May include itinerant teachers

District 10 - Avalon East

School #: 349

St. Andrew's Elementary, St. John's

Classification: Urban Community/Avalon Region\*\*

Grades: K-6

Number of Grades: 7

[School FTE PTR : 15.8](#)

[District FTE PTR : 16.0](#)

[Provincial FTE PTR : 14.3](#)

[FTE Teachers](#) \*\*\* : 19.8

**Enrolment By Age and Gender**

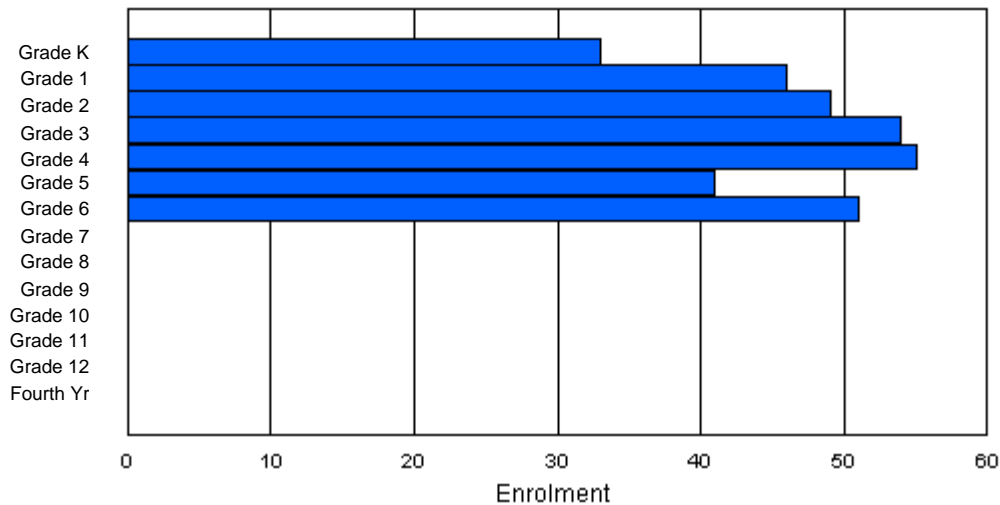
Gender	Age																Total
	5	6	7	8	9	10	11	12	13	14	15	16	17	18	19	20>	
Male	18	25	18	25	26	18	22	4	0	0	0	0	0	0	0	0	156
Female	15	16	32	25	33	21	23	8	0	0	0	0	0	0	0	0	173
<b>Total</b>	<b>33</b>	<b>41</b>	<b>50</b>	<b>50</b>	<b>59</b>	<b>39</b>	<b>45</b>	<b>12</b>	<b>0</b>	<b>0</b>	<b>0</b>	<b>0</b>	<b>0</b>	<b>0</b>	<b>0</b>	<b>0</b>	<b>329</b>

**Enrolment By Grade and Gender**

Gender	Grade														Total
	K	1	2	3	4	5	6	7	8	9	10	11	12	4th	
Male	18	27	19	29	20	20	23	0	0	0	0	0	0	0	156
Female	15	19	30	25	35	21	28	0	0	0	0	0	0	0	173
<b>Total</b>	<b>33</b>	<b>46</b>	<b>49</b>	<b>54</b>	<b>55</b>	<b>41</b>	<b>51</b>	<b>0</b>	<b>0</b>	<b>0</b>	<b>0</b>	<b>0</b>	<b>0</b>	<b>0</b>	<b>329</b>

**Enrolment By Grade**

For St. Andrew's Elementary



\* Data from the 1999-00 AGR(Enrolment/Age as of the last day in Sept./Dec.)

\*\* Newfoundland Statistics Classification System

\*\*\* May include itinerant teachers

District 10 - Avalon East

School #: 449

St. Augustine's Elementary, St. John's

Classification: Urban Community/Avalon Region\*\*

Grades: K-6

Number of Grades: 7

[School FTE PTR : 16.9](#)

[District FTE PTR : 16.0](#)

[Provincial FTE PTR : 14.3](#)

[FTE Teachers](#) \*\*\* : 33.5

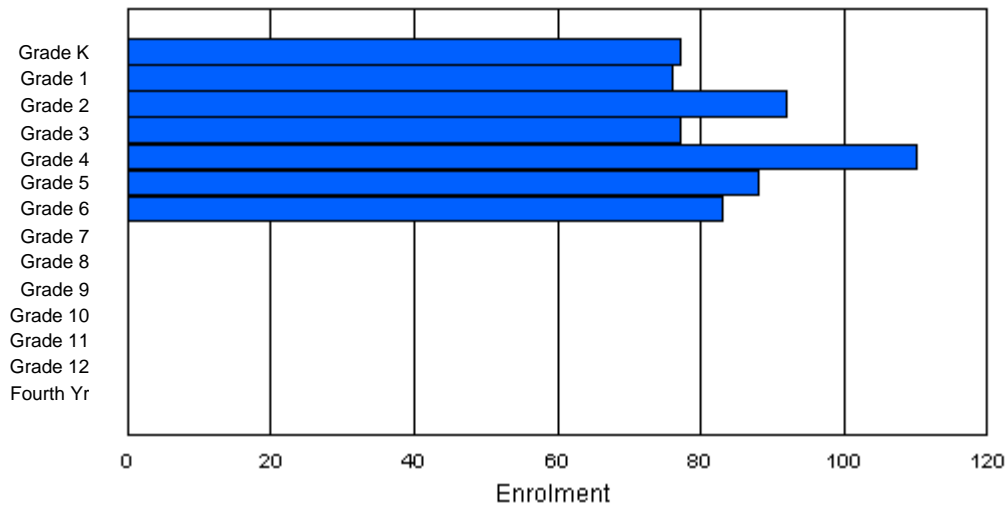
**Enrolment By Age and Gender**

Gender	Age																Total
	5	6	7	8	9	10	11	12	13	14	15	16	17	18	19	20>	
Male	41	39	46	39	58	44	37	3	0	0	0	0	0	0	0	0	307
Female	35	33	44	42	47	43	46	5	1	0	0	0	0	0	0	0	296
<b>Total</b>	<b>76</b>	<b>72</b>	<b>90</b>	<b>81</b>	<b>105</b>	<b>87</b>	<b>83</b>	<b>8</b>	<b>1</b>	<b>0</b>	<b>0</b>	<b>0</b>	<b>0</b>	<b>0</b>	<b>0</b>	<b>0</b>	<b>603</b>

**Enrolment By Grade and Gender**

Gender	Grade														Total
	K	1	2	3	4	5	6	7	8	9	10	11	12	4th	
Male	41	41	49	35	63	41	37	0	0	0	0	0	0	0	307
Female	36	35	43	42	47	47	46	0	0	0	0	0	0	0	296
<b>Total</b>	<b>77</b>	<b>76</b>	<b>92</b>	<b>77</b>	<b>110</b>	<b>88</b>	<b>83</b>	<b>0</b>	<b>0</b>	<b>0</b>	<b>0</b>	<b>0</b>	<b>0</b>	<b>0</b>	<b>603</b>

**Enrolment By Grade**  
For St. Augustine's Elementary



\* Data from the 1999-00 AGR(Enrolment/Age as of the last day in Sept./Dec.)

\*\* Newfoundland Statistics Classification System

\*\*\* May include itinerant teachers

District 10 - Avalon East

School #: 294

St. Augustine's Primary, Bell Island

Classification: Rural Community/Avalon Region\*\*

Grades: K-3

Number of Grades: 4

[School FTE PTR : 14.1](#)

[District FTE PTR : 16.0](#)

[Provincial FTE PTR : 14.3](#)

[FTE Teachers](#) \*\*\* : 10.8

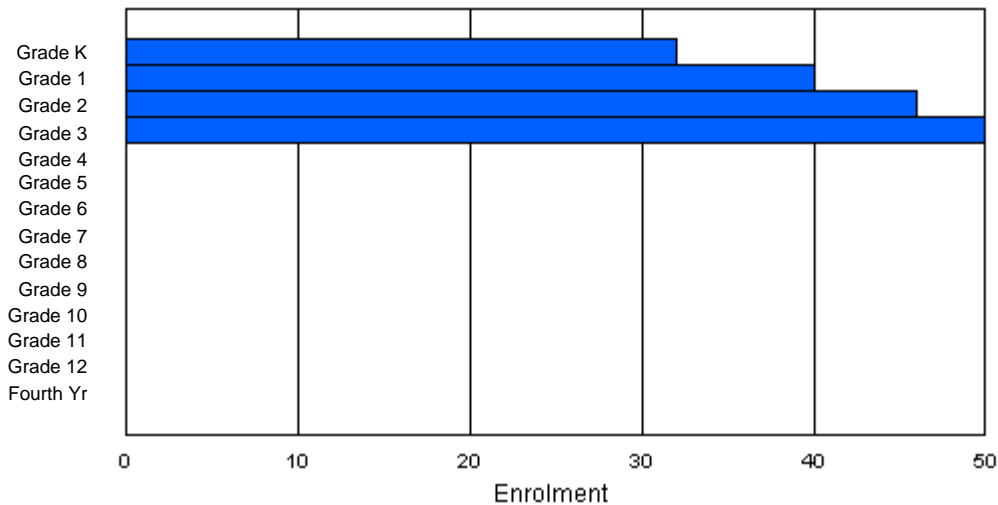
**Enrolment By Age and Gender**

Gender	Age																Total
	5	6	7	8	9	10	11	12	13	14	15	16	17	18	19	20>	
Male	17	20	23	24	1	0	0	0	0	0	0	0	0	0	0	0	85
Female	13	13	27	27	3	0	0	0	0	0	0	0	0	0	0	0	83
Total	30	33	50	51	4	0	0	0	0	0	0	0	0	0	0	0	168

**Enrolment By Grade and Gender**

Gender	Grade														Total
	K	1	2	3	4	5	6	7	8	9	10	11	12	4th	
Male	19	25	20	21	0	0	0	0	0	0	0	0	0	0	85
Female	13	15	26	29	0	0	0	0	0	0	0	0	0	0	83
Total	32	40	46	50	0	0	0	0	0	0	0	0	0	0	168

**Enrolment By Grade**  
For St. Augustine's Primary



\* Data from the 1999-00 AGR(Enrolment/Age as of the last day in Sept./Dec.)

\*\* Newfoundland Statistics Classification System

\*\*\* May include itinerant teachers

District 10 - Avalon East

School #: 372

St. Bernard's Primary, Witless Bay

Classification: Urban Community/Avalon Region\*\*

Grades: K-3

Number of Grades: 4

[School FTE PTR : 14.2](#)

[District FTE PTR : 16.0](#)

[Provincial FTE PTR : 14.3](#)

[FTE Teachers](#) \*\*\* : 10.2

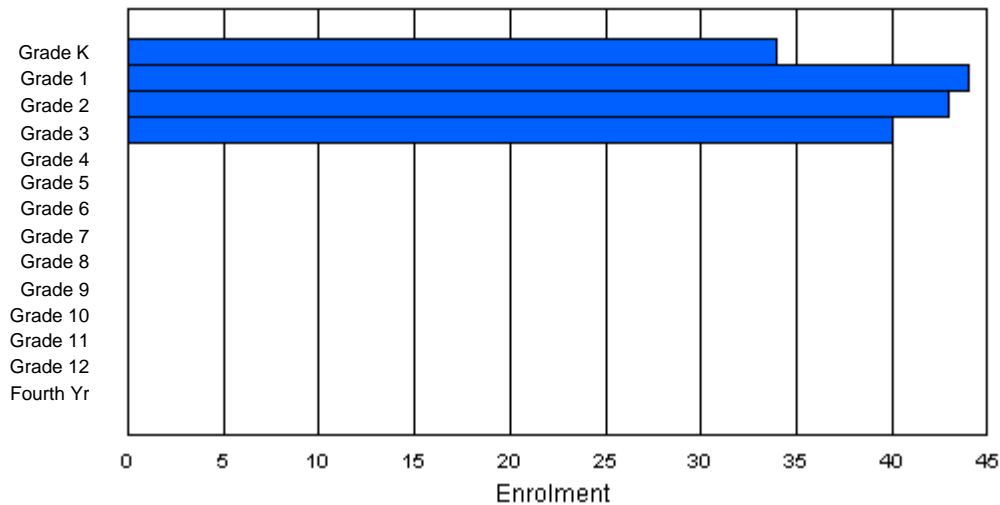
**Enrolment By Age and Gender**

Gender	Age																Total
	5	6	7	8	9	10	11	12	13	14	15	16	17	18	19	20>	
Male	20	22	23	22	1	0	0	0	0	0	0	0	0	0	0	0	88
Female	14	21	17	21	0	0	0	0	0	0	0	0	0	0	0	0	73
<b>Total</b>	<b>34</b>	<b>43</b>	<b>40</b>	<b>43</b>	<b>1</b>	<b>0</b>	<b>0</b>	<b>0</b>	<b>0</b>	<b>0</b>	<b>0</b>	<b>0</b>	<b>0</b>	<b>0</b>	<b>0</b>	<b>161</b>	

**Enrolment By Grade and Gender**

Gender	Grade															Total
	K	1	2	3	4	5	6	7	8	9	10	11	12	4th		
Male	20	22	27	19	0	0	0	0	0	0	0	0	0	0	0	88
Female	14	22	16	21	0	0	0	0	0	0	0	0	0	0	0	73
<b>Total</b>	<b>34</b>	<b>44</b>	<b>43</b>	<b>40</b>	<b>0</b>	<b>0</b>	<b>0</b>	<b>0</b>	<b>0</b>	<b>0</b>	<b>0</b>	<b>0</b>	<b>0</b>	<b>0</b>	<b>161</b>	

**Enrolment By Grade**  
For St. Bernard's Primary



\* Data from the 1999-00 AGR(Enrolment/Age as of the last day in Sept./Dec.)

\*\* Newfoundland Statistics Classification System

\*\*\* May include itinerant teachers

District 10 - Avalon East

School #: 303

St. Edward's, Kelligrews

Classification: Urban Community/Avalon Region\*\*

Grades: K-6

Number of Grades: 7

[School FTE PTR : 17.6](#)

[District FTE PTR : 16.0](#)

[Provincial FTE PTR : 14.3](#)

[FTE Teachers](#) \*\*\* : 27.5

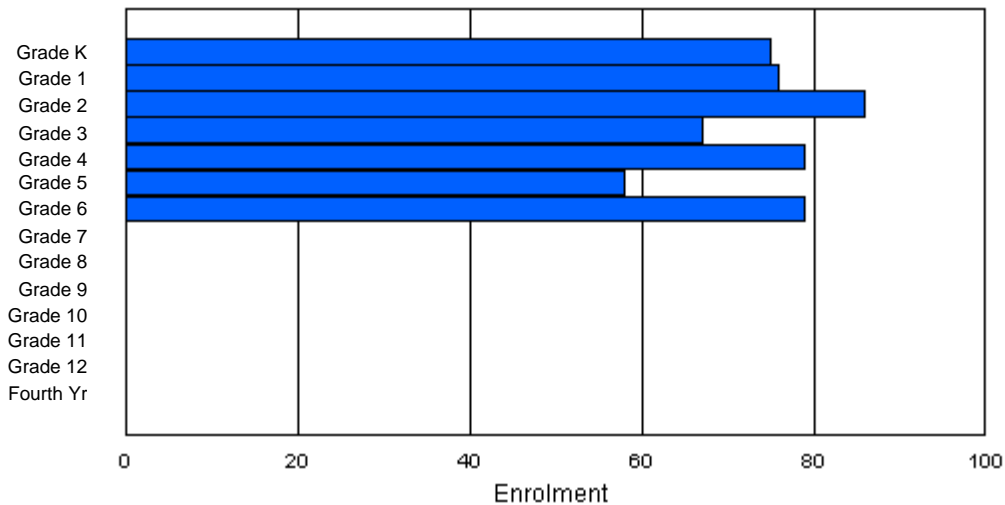
**Enrolment By Age and Gender**

Gender	Age																Total
	5	6	7	8	9	10	11	12	13	14	15	16	17	18	19	20>	
Male	28	38	47	35	41	33	47	4	0	0	0	0	0	1	1	1	276
Female	47	38	35	36	37	26	25	0	0	0	0	0	0	0	0	0	244
<b>Total</b>	<b>75</b>	<b>76</b>	<b>82</b>	<b>71</b>	<b>78</b>	<b>59</b>	<b>72</b>	<b>4</b>	<b>0</b>	<b>0</b>	<b>0</b>	<b>0</b>	<b>0</b>	<b>1</b>	<b>1</b>	<b>1</b>	<b>520</b>

**Enrolment By Grade and Gender**

Gender	Grade														Total
	K	1	2	3	4	5	6	7	8	9	10	11	12	4th	
Male	28	38	49	33	42	32	54	0	0	0	0	0	0	0	276
Female	47	38	37	34	37	26	25	0	0	0	0	0	0	0	244
<b>Total</b>	<b>75</b>	<b>76</b>	<b>86</b>	<b>67</b>	<b>79</b>	<b>58</b>	<b>79</b>	<b>0</b>	<b>0</b>	<b>0</b>	<b>0</b>	<b>0</b>	<b>0</b>	<b>0</b>	<b>520</b>

**Enrolment By Grade**  
For St. Edward's



\* Data from the 1999-00 AGR(Enrolment/Age as of the last day in Sept./Dec.)

\*\* Newfoundland Statistics Classification System

\*\*\* May include itinerant teachers

District 10 - Avalon East

School #: 317

St. Francis of Assisi, Outer Cove

Classification: Urban Community/Avalon Region\*\*

Grades: K-8

Number of Grades: 9

[School FTE PTR : 16.1](#)

[District FTE PTR : 16.0](#)

[Provincial FTE PTR : 14.3](#)

[FTE Teachers](#) \*\*\* : 14.0

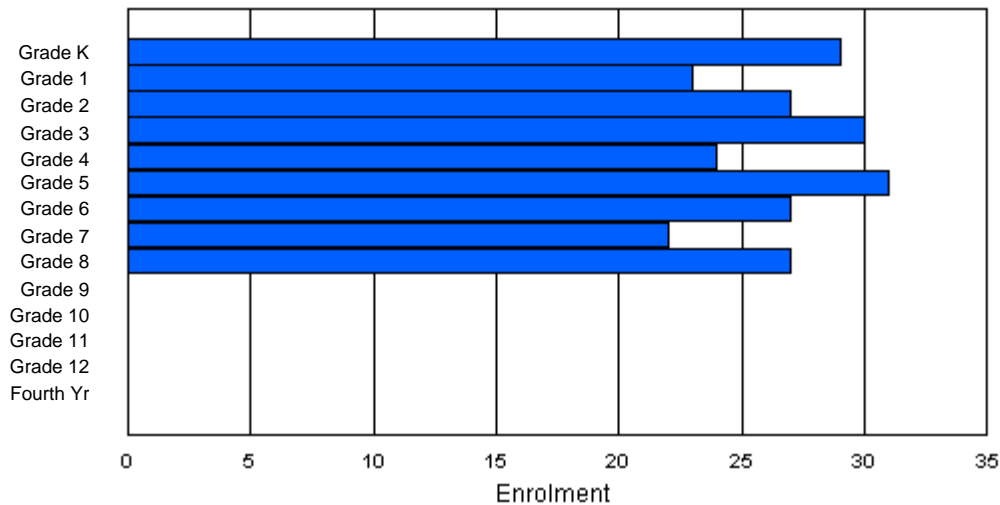
**Enrolment By Age and Gender**

Gender	Age																Total
	5	6	7	8	9	10	11	12	13	14	15	16	17	18	19	20>	
Male	11	14	14	15	13	16	16	13	16	0	0	0	0	0	0	0	128
Female	16	11	12	14	12	14	10	11	10	2	0	0	0	0	0	0	112
<b>Total</b>	<b>27</b>	<b>25</b>	<b>26</b>	<b>29</b>	<b>25</b>	<b>30</b>	<b>26</b>	<b>24</b>	<b>26</b>	<b>2</b>	<b>0</b>	<b>0</b>	<b>0</b>	<b>0</b>	<b>0</b>	<b>240</b>	

**Enrolment By Grade and Gender**

Gender	Grade														Total
	K	1	2	3	4	5	6	7	8	9	10	11	12	4th	
Male	12	13	14	15	13	17	17	12	15	0	0	0	0	0	128
Female	17	10	13	15	11	14	10	10	12	0	0	0	0	0	112
<b>Total</b>	<b>29</b>	<b>23</b>	<b>27</b>	<b>30</b>	<b>24</b>	<b>31</b>	<b>27</b>	<b>22</b>	<b>27</b>	<b>0</b>	<b>0</b>	<b>0</b>	<b>0</b>	<b>0</b>	<b>240</b>

**Enrolment By Grade**  
For St. Francis of Assisi



\* Data from the 1999-00 AGR(Enrolment/Age as of the last day in Sept./Dec.)

\*\* Newfoundland Statistics Classification System

\*\*\* May include itinerant teachers

District 10 - Avalon East

School #: 306

St. George's Elementary, Manuels

Classification: Urban Community/Avalon Region\*\*

Grades: K-6

Number of Grades: 7

[School FTE PTR : 14.3](#)

[District FTE PTR : 16.0](#)

[Provincial FTE PTR : 14.3](#)

[FTE Teachers](#) \*\*\* : 20.2

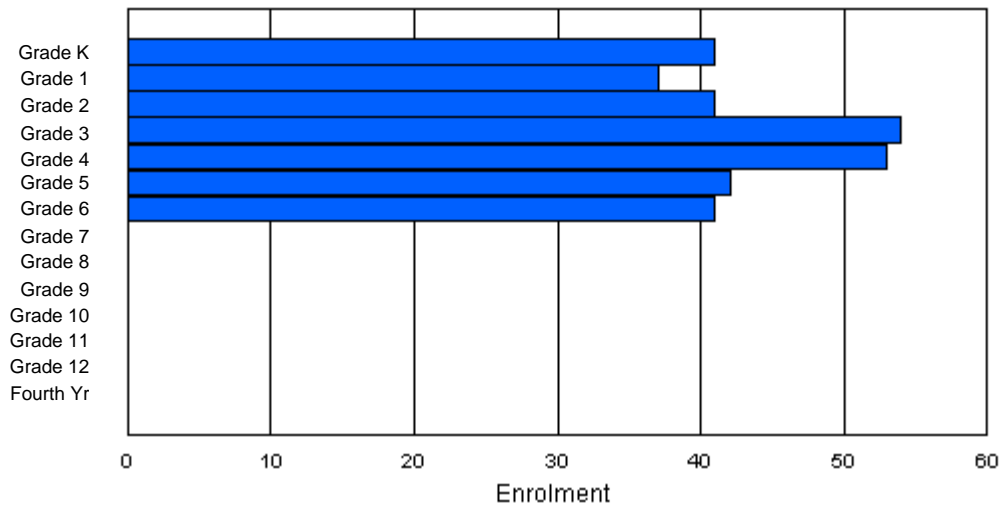
**Enrolment By Age and Gender**

Gender	Age																	Total
	5	6	7	8	9	10	11	12	13	14	15	16	17	18	19	20>		
Male	18	17	17	29	24	25	24	1	0	0	0	0	0	0	0	0	155	
Female	23	18	24	25	25	21	17	0	1	0	0	0	0	0	0	0	154	
<b>Total</b>	<b>41</b>	<b>35</b>	<b>41</b>	<b>54</b>	<b>49</b>	<b>46</b>	<b>41</b>	<b>1</b>	<b>1</b>	<b>0</b>	<b>0</b>	<b>0</b>	<b>0</b>	<b>0</b>	<b>0</b>	<b>0</b>	<b>309</b>	

**Enrolment By Grade and Gender**

Gender	Grade															Total
	K	1	2	3	4	5	6	7	8	9	10	11	12	4th		
Male	18	19	16	29	27	23	23	0	0	0	0	0	0	0	0	155
Female	23	18	25	25	26	19	18	0	0	0	0	0	0	0	0	154
<b>Total</b>	<b>41</b>	<b>37</b>	<b>41</b>	<b>54</b>	<b>53</b>	<b>42</b>	<b>41</b>	<b>0</b>	<b>0</b>	<b>0</b>	<b>0</b>	<b>0</b>	<b>0</b>	<b>0</b>	<b>0</b>	<b>309</b>

**Enrolment By Grade**  
For St. George's Elementary



\* Data from the 1999-00 AGR(Enrolment/Age as of the last day in Sept./Dec.)

\*\* Newfoundland Statistics Classification System

\*\*\* May include itinerant teachers



District 10 - Avalon East

School #: 350

St. John Bosco, St. John's

Classification: Urban Community/Avalon Region\*\*

Grades: K-12

Number of Grades: 13

[School FTE PTR : 14.8](#)

[District FTE PTR : 16.0](#)

[Provincial FTE PTR : 14.3](#)

[FTE Teachers](#) \*\*\* : 35.0

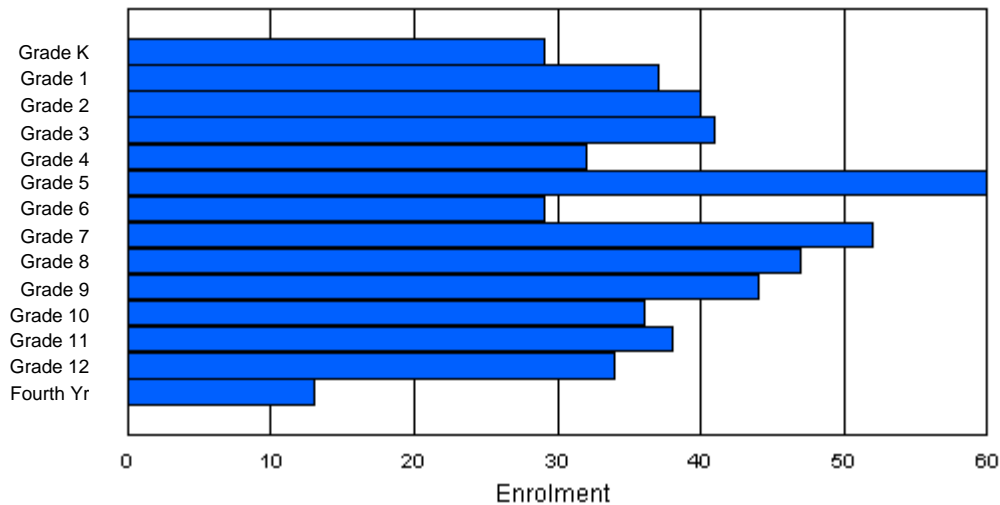
**Enrolment By Age and Gender**

Gender	Age																Total
	5	6	7	8	9	10	11	12	13	14	15	16	17	18	19	20>	
Male	17	19	27	26	18	24	17	16	31	17	25	20	18	6	2	1	284
Female	12	18	16	16	15	24	13	17	35	22	17	11	23	9	0	0	248
<b>Total</b>	<b>29</b>	<b>37</b>	<b>43</b>	<b>42</b>	<b>33</b>	<b>48</b>	<b>30</b>	<b>33</b>	<b>66</b>	<b>39</b>	<b>42</b>	<b>31</b>	<b>41</b>	<b>15</b>	<b>2</b>	<b>1</b>	<b>532</b>

**Enrolment By Grade and Gender**

Gender	Grade														Total
	K	1	2	3	4	5	6	7	8	9	10	11	12	4th	
Male	17	19	24	25	16	31	18	24	24	22	24	19	15	6	284
Female	12	18	16	16	16	29	11	28	23	22	12	19	19	7	248
<b>Total</b>	<b>29</b>	<b>37</b>	<b>40</b>	<b>41</b>	<b>32</b>	<b>60</b>	<b>29</b>	<b>52</b>	<b>47</b>	<b>44</b>	<b>36</b>	<b>38</b>	<b>34</b>	<b>13</b>	<b>532</b>

**Enrolment By Grade**  
For St. John Bosco



\* Data from the 1999-00 AGR(Enrolment/Age as of the last day in Sept./Dec.)

\*\* Newfoundland Statistics Classification System

\*\*\* May include itinerant teachers

District 10 - Avalon East

School #: 353

St. Kevin's Elementary, St. John's

Classification: Urban Community/Avalon Region\*\*

Grades: 2-8

Number of Grades: 7

[School FTE PTR : 18.9](#)

[District FTE PTR : 16.0](#)

[Provincial FTE PTR : 14.3](#)

[FTE Teachers](#) \*\*\* : 37.0

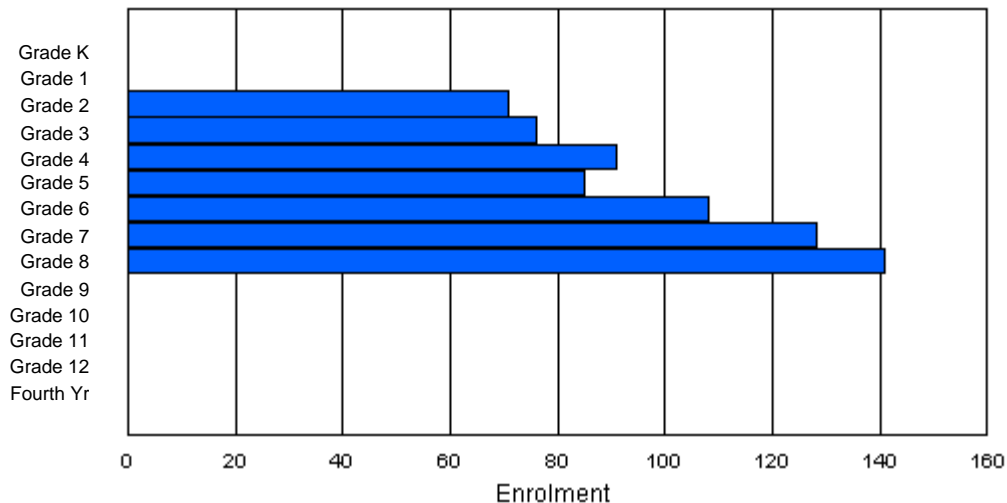
**Enrolment By Age and Gender**

Gender	Age																Total
	5	6	7	8	9	10	11	12	13	14	15	16	17	18	19	20>	
Male	0	0	36	35	40	48	41	59	71	12	1	1	1	0	0	0	345
Female	0	0	30	42	49	37	59	68	63	7	0	0	0	0	0	0	355
<b>Total</b>	<b>0</b>	<b>0</b>	<b>66</b>	<b>77</b>	<b>89</b>	<b>85</b>	<b>100</b>	<b>127</b>	<b>134</b>	<b>19</b>	<b>1</b>	<b>1</b>	<b>1</b>	<b>0</b>	<b>0</b>	<b>0</b>	<b>700</b>

**Enrolment By Grade and Gender**

Gender	Grade														Total
	K	1	2	3	4	5	6	7	8	9	10	11	12	4th	
Male	0	0	39	35	42	49	44	59	77	0	0	0	0	0	345
Female	0	0	32	41	49	36	64	69	64	0	0	0	0	0	355
<b>Total</b>	<b>0</b>	<b>0</b>	<b>71</b>	<b>76</b>	<b>91</b>	<b>85</b>	<b>108</b>	<b>128</b>	<b>141</b>	<b>0</b>	<b>0</b>	<b>0</b>	<b>0</b>	<b>0</b>	<b>700</b>

**Enrolment By Grade**  
For St. Kevin's Elementary



\* Data from the 1999-00 AGR(Enrolment/Age as of the last day in Sept./Dec.)

\*\* Newfoundland Statistics Classification System

\*\*\* May include itinerant teachers

District 10 - Avalon East

School #: 354

St. Kevin's High, St. John's

Classification: Urban Community/Avalon Region\*\*

Grades: 9-12

Number of Grades: 4

[School FTE PTR : 16.3](#)

[District FTE PTR : 16.0](#)

[Provincial FTE PTR : 14.3](#)

[FTE Teachers](#) \*\*\* : 27.0

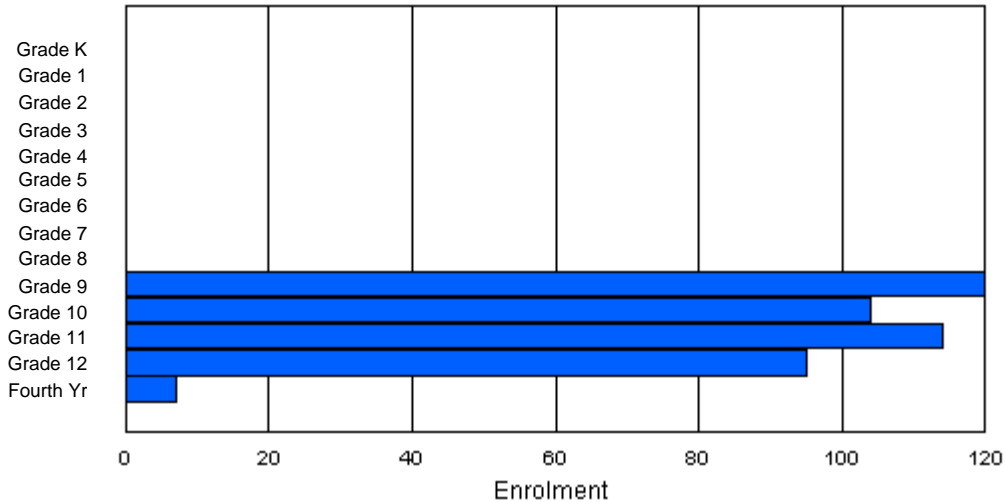
**Enrolment By Age and Gender**

Gender	Age																	Total
	5	6	7	8	9	10	11	12	13	14	15	16	17	18	19	20>		
Male	0	0	0	0	0	0	0	0	0	44	58	61	44	3	1	0	211	
Female	0	0	0	0	0	0	0	0	0	60	45	58	51	14	1	0	229	
<b>Total</b>	<b>0</b>	<b>0</b>	<b>0</b>	<b>0</b>	<b>0</b>	<b>0</b>	<b>0</b>	<b>0</b>	<b>0</b>	<b>104</b>	<b>103</b>	<b>119</b>	<b>95</b>	<b>17</b>	<b>2</b>	<b>0</b>	<b>440</b>	

**Enrolment By Grade and Gender**

Gender	Grade															Total
	K	1	2	3	4	5	6	7	8	9	10	11	12	4th		
Male	0	0	0	0	0	0	0	0	0	57	55	60	38	1	211	
Female	0	0	0	0	0	0	0	0	0	63	49	54	57	6	229	
<b>Total</b>	<b>0</b>	<b>0</b>	<b>0</b>	<b>0</b>	<b>0</b>	<b>0</b>	<b>0</b>	<b>0</b>	<b>0</b>	<b>120</b>	<b>104</b>	<b>114</b>	<b>95</b>	<b>7</b>	<b>440</b>	

**Enrolment By Grade**  
For St. Kevin's High



\* Data from the 1999-00 AGR(Enrolment/Age as of the last day in Sept./Dec.)

\*\* Newfoundland Statistics Classification System

\*\*\* May include itinerant teachers

District 10 - Avalon East

School #: 355

St. Mary's Elementary, St. John's

Classification: Urban Community/Avalon Region\*\*

Grades: K-6

Number of Grades: 7

[School FTE PTR : 16.8](#)

[District FTE PTR : 16.0](#)

[Provincial FTE PTR : 14.3](#)

[FTE Teachers](#) \*\*\* : 11.3

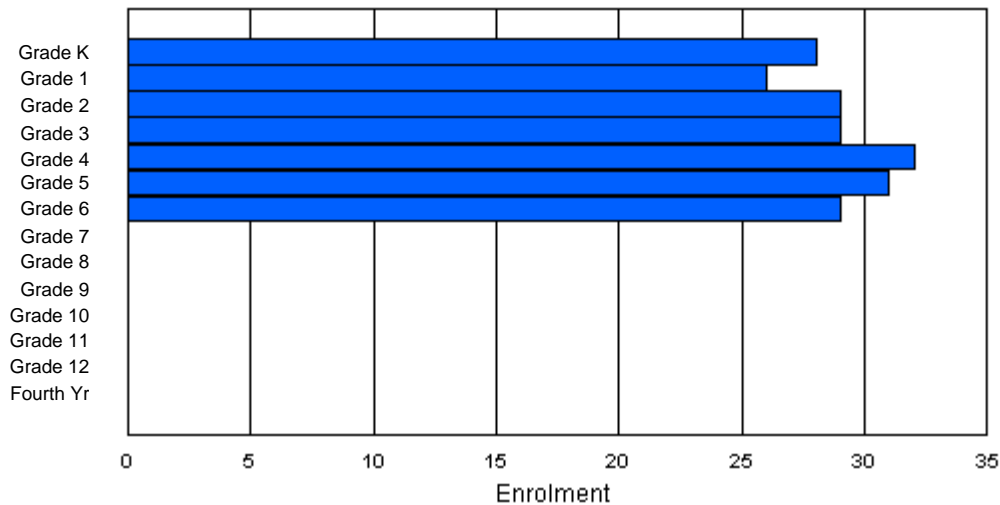
**Enrolment By Age and Gender**

Gender	Age																Total
	5	6	7	8	9	10	11	12	13	14	15	16	17	18	19	20>	
Male	12	12	16	17	10	24	15	1	0	0	0	0	0	0	0	0	107
Female	13	15	13	13	19	11	13	0	0	0	0	0	0	0	0	0	97
<b>Total</b>	<b>25</b>	<b>27</b>	<b>29</b>	<b>30</b>	<b>29</b>	<b>35</b>	<b>28</b>	<b>1</b>	<b>0</b>	<b>0</b>	<b>0</b>	<b>0</b>	<b>0</b>	<b>0</b>	<b>0</b>	<b>0</b>	<b>204</b>

**Enrolment By Grade and Gender**

Gender	Grade															Total
	K	1	2	3	4	5	6	7	8	9	10	11	12	4th		
Male	14	11	16	16	13	21	16	0	0	0	0	0	0	0	0	107
Female	14	15	13	13	19	10	13	0	0	0	0	0	0	0	0	97
<b>Total</b>	<b>28</b>	<b>26</b>	<b>29</b>	<b>29</b>	<b>32</b>	<b>31</b>	<b>29</b>	<b>0</b>	<b>0</b>	<b>0</b>	<b>0</b>	<b>0</b>	<b>0</b>	<b>0</b>	<b>0</b>	<b>204</b>

**Enrolment By Grade**  
For St. Mary's Elementary



\* Data from the 1999-00 AGR(Enrolment/Age as of the last day in Sept./Dec.)

\*\* Newfoundland Statistics Classification System

\*\*\* May include itinerant teachers

District 10 - Avalon East

School #: 356

St. Matthews Elementary, St. John's

Classification: Urban Community/Avalon Region\*\*

Grades: K-6

Number of Grades: 7

[School FTE PTR : 17.6](#)

[District FTE PTR : 16.0](#)

[Provincial FTE PTR : 14.3](#)

[FTE Teachers](#) \*\*\* : 31.3

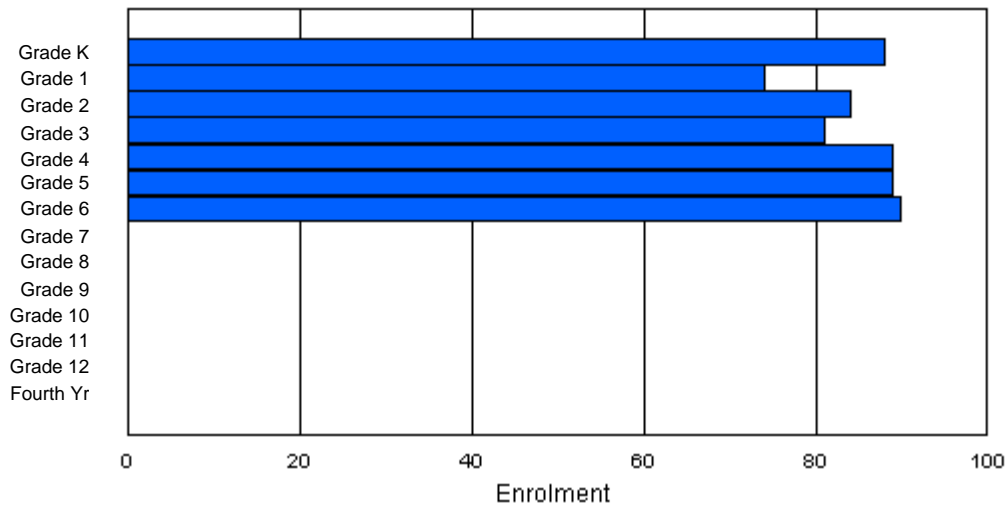
**Enrolment By Age and Gender**

Gender	Age																Total
	5	6	7	8	9	10	11	12	13	14	15	16	17	18	19	20>	
Male	45	32	50	40	39	51	43	2	1	0	0	1	1	0	0	0	305
Female	39	39	38	35	50	44	39	5	0	0	0	0	0	1	0	0	290
Total	84	71	88	75	89	95	82	7	1	0	0	1	1	1	0	0	595

**Enrolment By Grade and Gender**

Gender	Grade														Total
	K	1	2	3	4	5	6	7	8	9	10	11	12	4th	
Male	47	34	49	41	41	46	47	0	0	0	0	0	0	0	305
Female	41	40	35	40	48	43	43	0	0	0	0	0	0	0	290
Total	88	74	84	81	89	89	90	0	0	0	0	0	0	0	595

**Enrolment By Grade**  
For St. Matthews Elementary



\* Data from the 1999-00 AGR(Enrolment/Age as of the last day in Sept./Dec.)

\*\* Newfoundland Statistics Classification System

\*\*\* May include itinerant teachers

District 10 - Avalon East

School #: 296

St. Michael's High, Bell Island

Classification: Rural Community/Avalon Region\*\*

Grades: 9-12

Number of Grades: 4

[School FTE PTR : 12.4](#)

[District FTE PTR : 16.0](#)

[Provincial FTE PTR : 14.3](#)

[FTE Teachers](#) \*\*\* : 20.8

**Enrolment By Age and Gender**

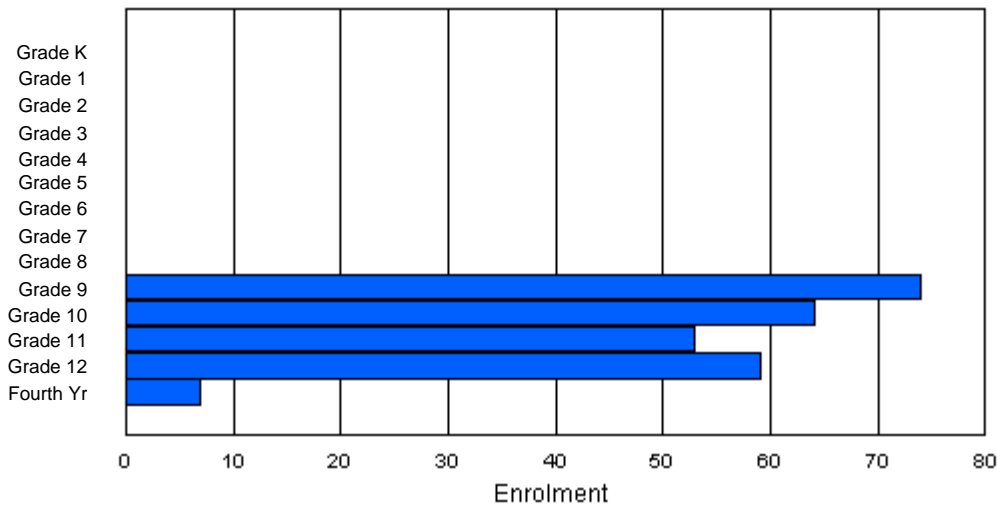
Gender	Age																	Total
	5	6	7	8	9	10	11	12	13	14	15	16	17	18	19	20>		
Male	0	0	0	0	0	0	0	0	0	19	36	27	29	16	8	1	136	
Female	0	0	0	0	0	0	0	0	0	28	24	33	28	7	1	0	121	
Total	0	0	0	0	0	0	0	0	0	47	60	60	57	23	9	1	257	

**Enrolment By Grade and Gender**

Gender	Grade															Total
	K	1	2	3	4	5	6	7	8	9	10	11	12	4th		
Male	0	0	0	0	0	0	0	0	0	40	34	25	31	6	136	
Female	0	0	0	0	0	0	0	0	0	34	30	28	28	1	121	
Total	0	0	0	0	0	0	0	0	0	74	64	53	59	7	257	

**Enrolment By Grade**

For St. Michael's High



\* Data from the 1999-00 AGR(Enrolment/Age as of the last day in Sept./Dec.)

\*\* Newfoundland Statistics Classification System

\*\*\* May include itinerant teachers

District 10 - Avalon East

School #: 292

St. Patrick's Elementary, Bay Bulls

Classification: Urban Community/Avalon Region\*\*

Grades: 4-6

Number of Grades: 3

[School FTE PTR : 13.7](#)

[District FTE PTR : 16.0](#)

[Provincial FTE PTR : 14.3](#)

[FTE Teachers](#) \*\*\* : 9.9

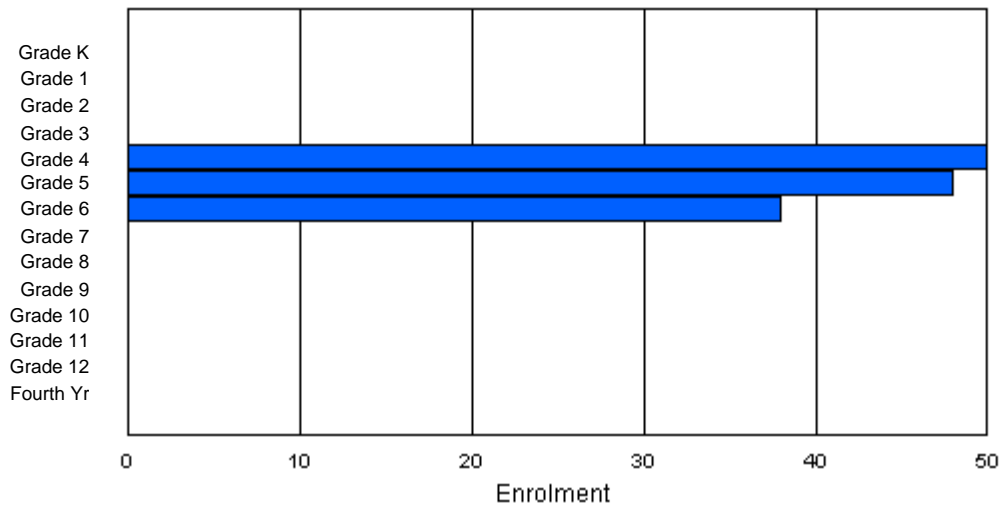
**Enrolment By Age and Gender**

Gender	Age																	Total
	5	6	7	8	9	10	11	12	13	14	15	16	17	18	19	20>		
Male	0	0	0	0	25	23	22	2	0	0	0	0	0	0	0	0	72	
Female	0	0	0	0	24	25	15	0	0	0	0	0	0	0	0	0	64	
<b>Total</b>	<b>0</b>	<b>0</b>	<b>0</b>	<b>0</b>	<b>49</b>	<b>48</b>	<b>37</b>	<b>2</b>	<b>0</b>	<b>0</b>	<b>0</b>	<b>0</b>	<b>0</b>	<b>0</b>	<b>0</b>	<b>0</b>	<b>136</b>	

**Enrolment By Grade and Gender**

Gender	Grade															Total
	K	1	2	3	4	5	6	7	8	9	10	11	12	4th		
Male	0	0	0	0	26	23	23	0	0	0	0	0	0	0	72	
Female	0	0	0	0	24	25	15	0	0	0	0	0	0	0	64	
<b>Total</b>	<b>0</b>	<b>0</b>	<b>0</b>	<b>0</b>	<b>50</b>	<b>48</b>	<b>38</b>	<b>0</b>	<b>0</b>	<b>0</b>	<b>0</b>	<b>0</b>	<b>0</b>	<b>0</b>	<b>136</b>	

**Enrolment By Grade**  
For St. Patrick's Elementary



\* Data from the 1999-00 AGR(Enrolment/Age as of the last day in Sept./Dec.)

\*\* Newfoundland Statistics Classification System

\*\*\* May include itinerant teachers

District 10 - Avalon East

School #: 359

St. Paul's Junior High, St. John's

Classification: Urban Community/Avalon Region\*\*

Grades: 7-9

Number of Grades: 3

[School FTE PTR : 17.0](#)

[District FTE PTR : 16.0](#)

[Provincial FTE PTR : 14.3](#)

[FTE Teachers](#) \*\*\* : 29.7

**Enrolment By Age and Gender**

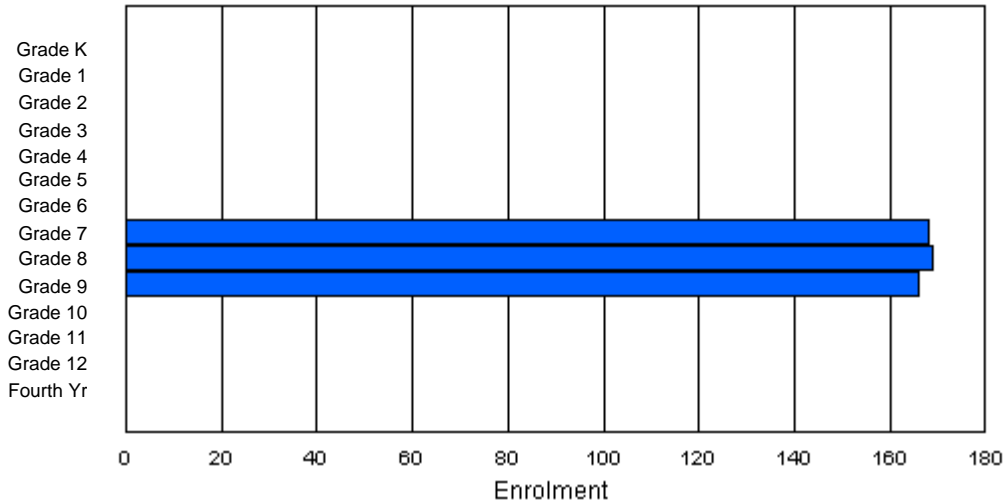
Gender	Age																Total
	5	6	7	8	9	10	11	12	13	14	15	16	17	18	19	20>	
Male	0	0	0	0	0	0	2	59	90	87	14	0	0	0	0	0	252
Female	0	0	0	0	0	0	2	89	80	75	4	1	0	0	0	0	251
<b>Total</b>	<b>0</b>	<b>0</b>	<b>0</b>	<b>0</b>	<b>0</b>	<b>0</b>	<b>4</b>	<b>148</b>	<b>170</b>	<b>162</b>	<b>18</b>	<b>1</b>	<b>0</b>	<b>0</b>	<b>0</b>	<b>0</b>	<b>503</b>

**Enrolment By Grade and Gender**

Gender	Grade															Total
	K	1	2	3	4	5	6	7	8	9	10	11	12	4th		
Male	0	0	0	0	0	0	0	72	93	87	0	0	0	0	252	
Female	0	0	0	0	0	0	0	96	76	79	0	0	0	0	251	
<b>Total</b>	<b>0</b>	<b>0</b>	<b>0</b>	<b>0</b>	<b>0</b>	<b>0</b>	<b>0</b>	<b>168</b>	<b>169</b>	<b>166</b>	<b>0</b>	<b>0</b>	<b>0</b>	<b>0</b>	<b>503</b>	

**Enrolment By Grade**

For St. Paul's Junior High



\* Data from the 1999-00 AGR(Enrolment/Age as of the last day in Sept./Dec.)

\*\* Newfoundland Statistics Classification System

\*\*\* May include itinerant teachers



District 10 - Avalon East

School #: 316

St. Peter's Elementary, Mount Pearl

Classification: Urban Community/Avalon Region\*\*

Grades: K-6

Number of Grades: 7

[School FTE PTR : 17.2](#)

[District FTE PTR : 16.0](#)

[Provincial FTE PTR : 14.3](#)

[FTE Teachers](#) \*\*\* : 38.0

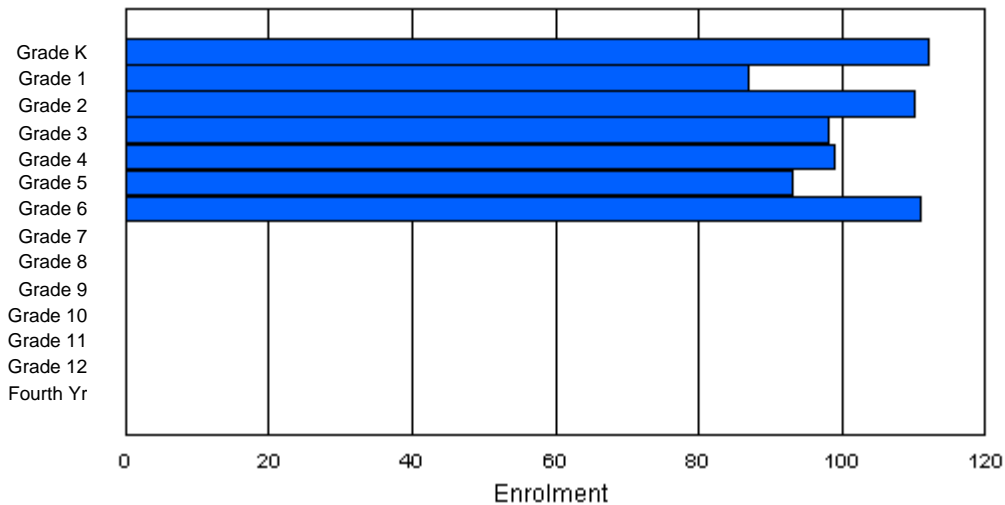
**Enrolment By Age and Gender**

Gender	Age																Total
	5	6	7	8	9	10	11	12	13	14	15	16	17	18	19	20>	
Male	48	41	59	47	40	42	59	2	0	0	0	0	0	0	0	0	338
Female	61	45	45	57	60	46	55	3	0	0	0	0	0	0	0	0	372
<b>Total</b>	<b>109</b>	<b>86</b>	<b>104</b>	<b>104</b>	<b>100</b>	<b>88</b>	<b>114</b>	<b>5</b>	<b>0</b>	<b>0</b>	<b>0</b>	<b>0</b>	<b>0</b>	<b>0</b>	<b>0</b>	<b>0</b>	<b>710</b>

**Enrolment By Grade and Gender**

Gender	Grade														Total
	K	1	2	3	4	5	6	7	8	9	10	11	12	4th	
Male	50	42	63	42	39	46	56	0	0	0	0	0	0	0	338
Female	62	45	47	56	60	47	55	0	0	0	0	0	0	0	372
<b>Total</b>	<b>112</b>	<b>87</b>	<b>110</b>	<b>98</b>	<b>99</b>	<b>93</b>	<b>111</b>	<b>0</b>	<b>0</b>	<b>0</b>	<b>0</b>	<b>0</b>	<b>0</b>	<b>0</b>	<b>710</b>

**Enrolment By Grade**  
For St. Peter's Elementary



\* Data from the 1999-00 AGR(Enrolment/Age as of the last day in Sept./Dec.)

\*\* Newfoundland Statistics Classification System

\*\*\* May include itinerant teachers

District 10 - Avalon East

School #: 315

St. Peter's Junior High, Mount Pearl

Classification: Urban Community/Avalon Region\*\*

Grades: 7-9

Number of Grades: 3

[School FTE PTR : 18.7](#)

[District FTE PTR : 16.0](#)

[Provincial FTE PTR : 14.3](#)

[FTE Teachers](#) \*\*\* : 36.3

**Enrolment By Age and Gender**

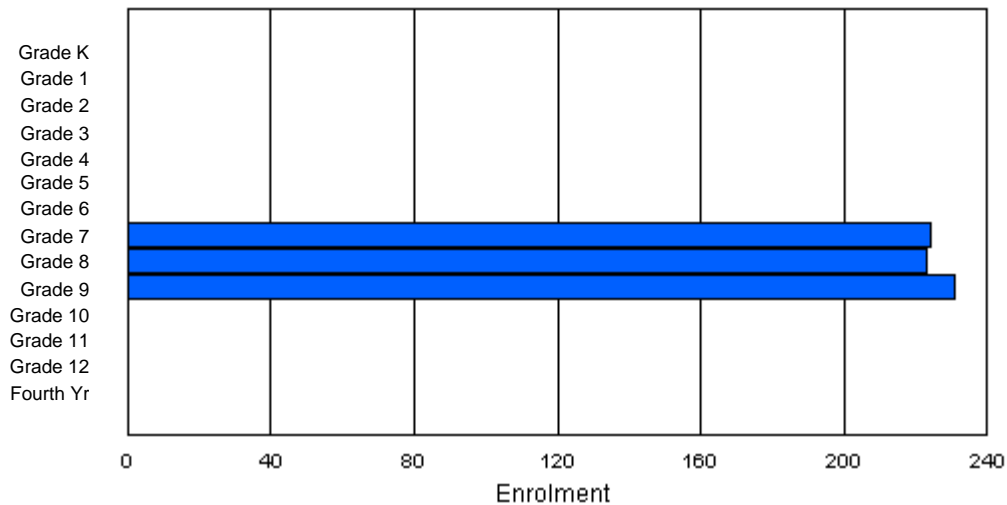
Gender	Age																Total
	5	6	7	8	9	10	11	12	13	14	15	16	17	18	19	20>	
Male	0	0	0	0	0	0	1	101	116	120	15	4	0	0	0	0	357
Female	0	0	0	0	0	0	0	103	102	97	18	0	1	0	0	0	321
<b>Total</b>	<b>0</b>	<b>0</b>	<b>0</b>	<b>0</b>	<b>0</b>	<b>0</b>	<b>1</b>	<b>204</b>	<b>218</b>	<b>217</b>	<b>33</b>	<b>4</b>	<b>1</b>	<b>0</b>	<b>0</b>	<b>0</b>	<b>678</b>

**Enrolment By Grade and Gender**

Gender	Grade															Total
	K	1	2	3	4	5	6	7	8	9	10	11	12	4th		
Male	0	0	0	0	0	0	0	114	116	127	0	0	0	0	357	
Female	0	0	0	0	0	0	0	110	107	104	0	0	0	0	321	
<b>Total</b>	<b>0</b>	<b>0</b>	<b>0</b>	<b>0</b>	<b>0</b>	<b>0</b>	<b>0</b>	<b>224</b>	<b>223</b>	<b>231</b>	<b>0</b>	<b>0</b>	<b>0</b>	<b>0</b>	<b>678</b>	

**Enrolment By Grade**

For St. Peter's Junior High



\* Data from the 1999-00 AGR(Enrolment/Age as of the last day in Sept./Dec.)

\*\* Newfoundland Statistics Classification System

\*\*\* May include itinerant teachers

District 10 - Avalon East

School #: 360

St. Pius X Elementary, St. John's

Classification: Urban Community/ Region\*\*

Grades: K-6

Number of Grades: 7

[School FTE PTR : 16.1](#)

[District FTE PTR : 16.0](#)

[Provincial FTE PTR : 14.3](#)

[FTE Teachers](#) \*\*\* : 23.2

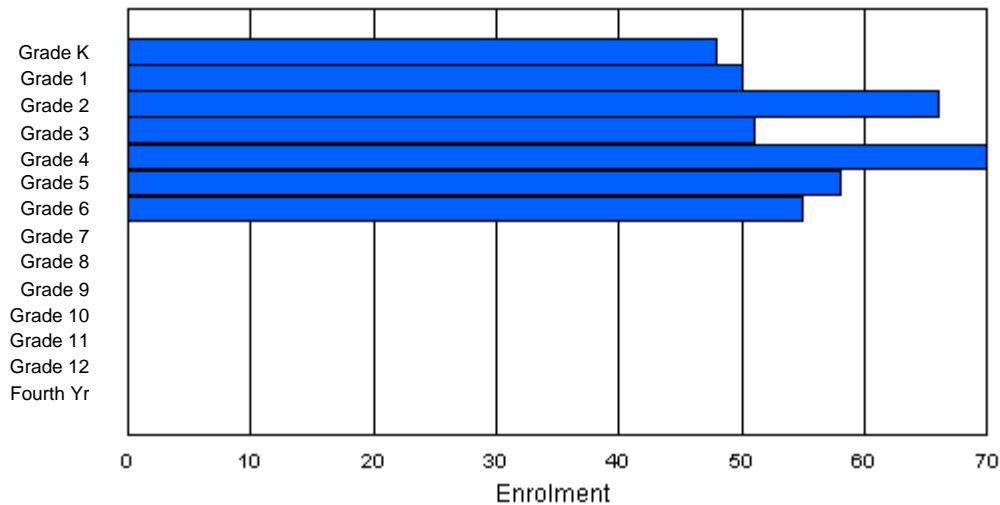
**Enrolment By Age and Gender**

Gender	Age																Total
	5	6	7	8	9	10	11	12	13	14	15	16	17	18	19	20>	
Male	24	20	40	21	42	32	28	3	0	0	0	0	0	0	0	0	210
Female	22	27	30	21	29	30	29	0	0	0	0	0	0	0	0	0	188
<b>Total</b>	<b>46</b>	<b>47</b>	<b>70</b>	<b>42</b>	<b>71</b>	<b>62</b>	<b>57</b>	<b>3</b>	<b>0</b>	<b>0</b>	<b>0</b>	<b>0</b>	<b>0</b>	<b>0</b>	<b>0</b>	<b>0</b>	<b>398</b>

**Enrolment By Grade and Gender**

Gender	Grade														Total
	K	1	2	3	4	5	6	7	8	9	10	11	12	4th	
Male	24	23	38	28	42	27	28	0	0	0	0	0	0	0	210
Female	24	27	28	23	28	31	27	0	0	0	0	0	0	0	188
<b>Total</b>	<b>48</b>	<b>50</b>	<b>66</b>	<b>51</b>	<b>70</b>	<b>58</b>	<b>55</b>	<b>0</b>	<b>0</b>	<b>0</b>	<b>0</b>	<b>0</b>	<b>0</b>	<b>0</b>	<b>398</b>

**Enrolment By Grade**  
For St. Pius X Elementary



\* Data from the 1999-00 AGR(Enrolment/Age as of the last day in Sept./Dec.)

\*\* Newfoundland Statistics Classification System

\*\*\* May include itinerant teachers

District 10 - Avalon East

School #: 362

St. Teresa's School, St. John's

Classification: Urban Community/Avalon Region\*\*

Grades: K-6

Number of Grades: 7

[School FTE PTR : 15.1](#)

[District FTE PTR : 16.0](#)

[Provincial FTE PTR : 14.3](#)

[FTE Teachers](#) \*\*\* : 35.0

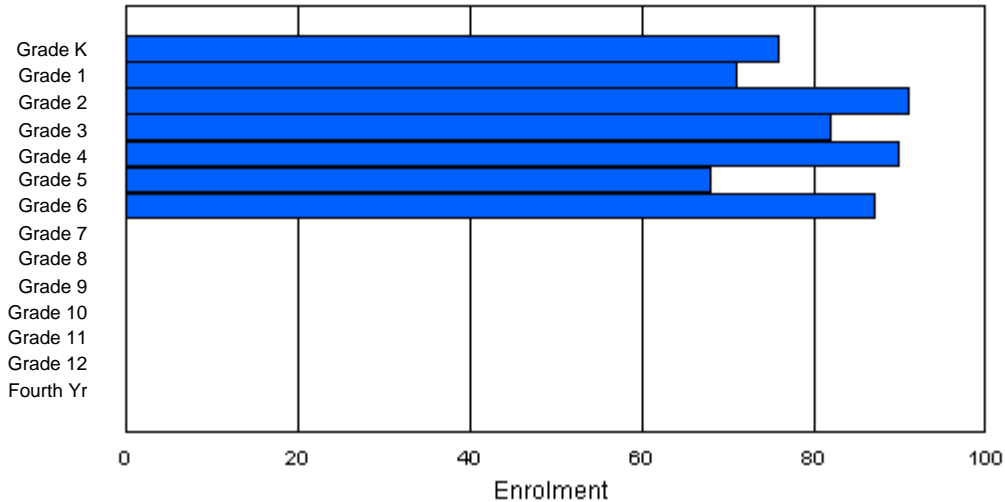
**Enrolment By Age and Gender**

Gender	Age																	Total
	5	6	7	8	9	10	11	12	13	14	15	16	17	18	19	20>		
Male	32	37	39	34	43	37	45	6	0	0	0	0	0	0	0	0	273	
Female	42	33	53	37	48	34	43	2	0	0	0	0	0	0	0	0	292	
Total	74	70	92	71	91	71	88	8	0	0	0	0	0	0	0	0	565	

**Enrolment By Grade and Gender**

Gender	Grade															Total
	K	1	2	3	4	5	6	7	8	9	10	11	12	4th		
Male	34	37	39	39	40	40	44	0	0	0	0	0	0	0	273	
Female	42	34	52	43	50	28	43	0	0	0	0	0	0	0	292	
Total	76	71	91	82	90	68	87	0	0	0	0	0	0	0	565	

**Enrolment By Grade**  
For St. Teresa's School



\* Data from the 1999-00 AGR(Enrolment/Age as of the last day in Sept./Dec.)

\*\* Newfoundland Statistics Classification System

\*\*\* May include itinerant teachers

District 10 - Avalon East

School #: 305

St. Thomas of Villanova, Manuels

Classification: Urban Community/Avalon Region\*\*

Grades: 7-9

Number of Grades: 3

[School FTE PTR : 19.0](#)

[District FTE PTR : 16.0](#)

[Provincial FTE PTR : 14.3](#)

[FTE Teachers](#) \*\*\* : 29.5

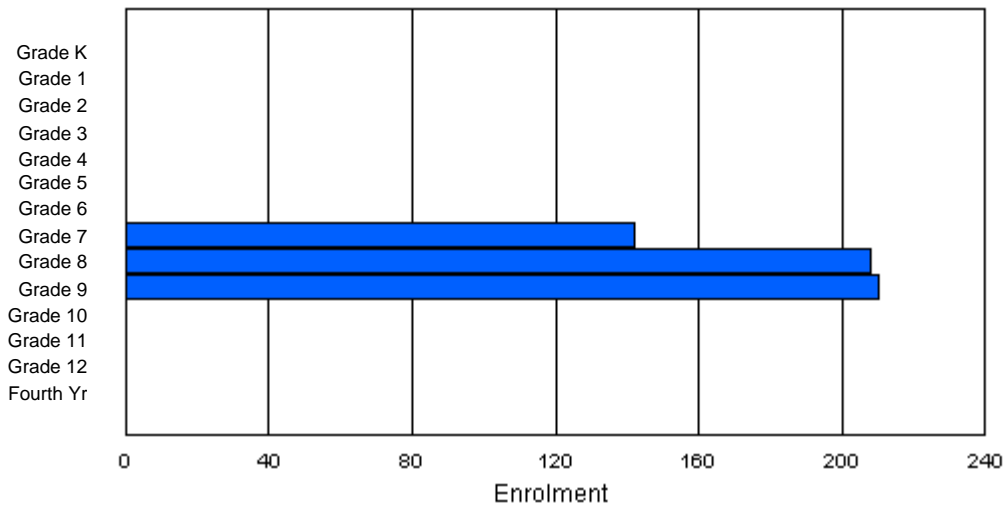
**Enrolment By Age and Gender**

Gender	Age																Total
	5	6	7	8	9	10	11	12	13	14	15	16	17	18	19	20>	
Male	0	0	0	0	0	0	0	67	98	107	10	1	0	0	0	0	283
Female	0	0	0	0	0	0	0	68	97	107	5	0	0	0	0	0	277
<b>Total</b>	<b>0</b>	<b>0</b>	<b>0</b>	<b>0</b>	<b>0</b>	<b>0</b>	<b>0</b>	<b>135</b>	<b>195</b>	<b>214</b>	<b>15</b>	<b>1</b>	<b>0</b>	<b>0</b>	<b>0</b>	<b>0</b>	<b>560</b>

**Enrolment By Grade and Gender**

Gender	Grade															Total
	K	1	2	3	4	5	6	7	8	9	10	11	12	4th		
Male	0	0	0	0	0	0	0	71	105	107	0	0	0	0	0	283
Female	0	0	0	0	0	0	0	71	103	103	0	0	0	0	0	277
<b>Total</b>	<b>0</b>	<b>0</b>	<b>0</b>	<b>0</b>	<b>0</b>	<b>0</b>	<b>0</b>	<b>142</b>	<b>208</b>	<b>210</b>	<b>0</b>	<b>0</b>	<b>0</b>	<b>0</b>	<b>0</b>	<b>560</b>

**Enrolment By Grade**  
For St. Thomas of Villanova



\* Data from the 1999-00 AGR(Enrolment/Age as of the last day in Sept./Dec.)

\*\* Newfoundland Statistics Classification System

\*\*\* May include itinerant teachers

District 10 - Avalon East

School #: 370

Stella Maris Central High, Trepassey

Classification: Rural Community/Avalon Region\*\*

Grades: 7-12

Number of Grades: 6

[School FTE PTR : 10.7](#)

[District FTE PTR : 16.0](#)

[Provincial FTE PTR : 14.3](#)

[FTE Teachers](#) \*\*\* : 17.2

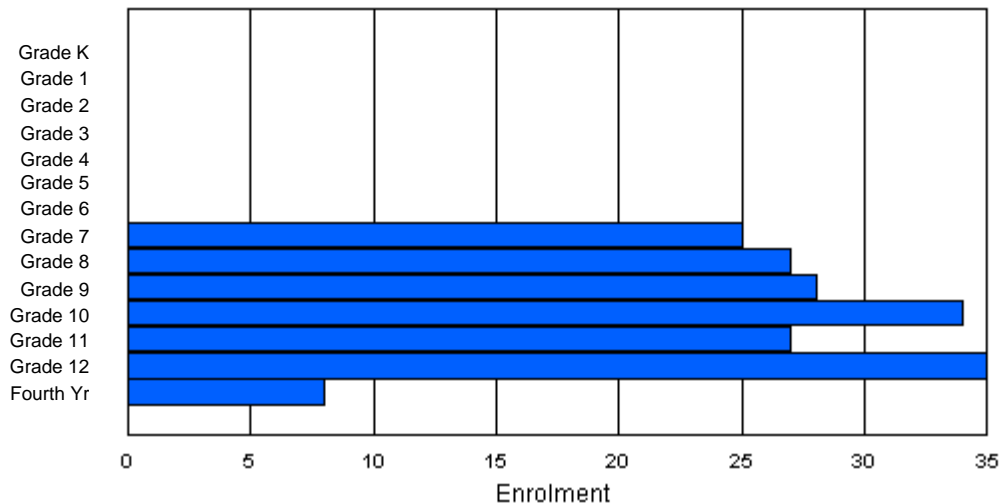
**Enrolment By Age and Gender**

Gender	Age																	Total
	5	6	7	8	9	10	11	12	13	14	15	16	17	18	19	20>		
Male	0	0	0	0	0	0	0	8	16	18	15	16	12	4	2	0	91	
Female	0	0	0	0	0	0	1	14	10	11	16	14	20	5	2	0	93	
<b>Total</b>	0	0	0	0	0	0	1	22	26	29	31	30	32	9	4	0	184	

**Enrolment By Grade and Gender**

Gender	Grade															Total
	K	1	2	3	4	5	6	7	8	9	10	11	12	4th		
Male	0	0	0	0	0	0	0	9	17	16	17	15	15	2	91	
Female	0	0	0	0	0	0	0	16	10	12	17	12	20	6	93	
<b>Total</b>	0	0	0	0	0	0	0	25	27	28	34	27	35	8	184	

**Enrolment By Grade**  
For Stella Maris Central High



\* Data from the 1999-00 AGR(Enrolment/Age as of the last day in Sept./Dec.)

\*\* Newfoundland Statistics Classification System

\*\*\* May include itinerant teachers

District 10 - Avalon East

School #: 366

Topsail Elementary, Topsail

Classification: Urban Community/Avalon Region\*\*

Grades: K-6

Number of Grades: 7

[School FTE PTR : 19.0](#)

[District FTE PTR : 16.0](#)

[Provincial FTE PTR : 14.3](#)

[FTE Teachers](#) \*\*\* : 31.3

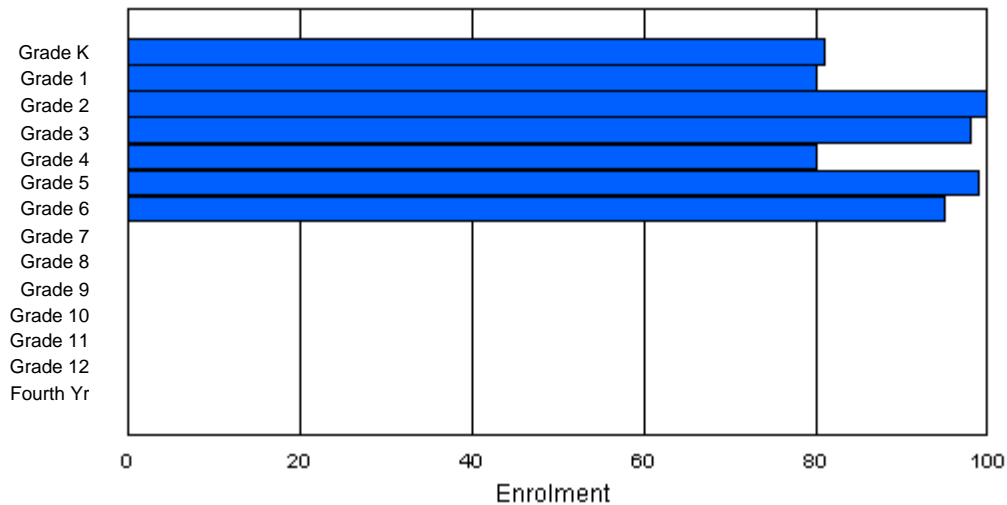
**Enrolment By Age and Gender**

Gender	Age																	Total
	5	6	7	8	9	10	11	12	13	14	15	16	17	18	19	20>		
Male	46	41	53	48	34	40	54	4	0	0	0	0	0	0	0	0	320	
Female	34	39	45	52	42	61	39	1	0	0	0	0	0	0	0	0	313	
<b>Total</b>	<b>80</b>	<b>80</b>	<b>98</b>	<b>100</b>	<b>76</b>	<b>101</b>	<b>93</b>	<b>5</b>	<b>0</b>	<b>0</b>	<b>0</b>	<b>0</b>	<b>0</b>	<b>0</b>	<b>0</b>	<b>0</b>	<b>633</b>	

**Enrolment By Grade and Gender**

Gender	Grade															Total
	K	1	2	3	4	5	6	7	8	9	10	11	12	4th		
Male	47	40	55	46	38	39	55	0	0	0	0	0	0	0	320	
Female	34	40	45	52	42	60	40	0	0	0	0	0	0	0	313	
<b>Total</b>	<b>81</b>	<b>80</b>	<b>100</b>	<b>98</b>	<b>80</b>	<b>99</b>	<b>95</b>	<b>0</b>	<b>0</b>	<b>0</b>	<b>0</b>	<b>0</b>	<b>0</b>	<b>0</b>	<b>633</b>	

**Enrolment By Grade**  
For Topsail Elementary



\* Data from the 1999-00 AGR(Enrolment/Age as of the last day in Sept./Dec.)

\*\* Newfoundland Statistics Classification System

\*\*\* May include itinerant teachers

District 10 - Avalon East

School #: 371

Upper Gullies Elementary, Upper Gullies

Classification: Urban Community/Avalon Region\*\*

Grades: K-6

Number of Grades: 7

[School FTE PTR : 15.3](#)

[District FTE PTR : 16.0](#)

[Provincial FTE PTR : 14.3](#)

[FTE Teachers](#) \*\*\* : 23.3

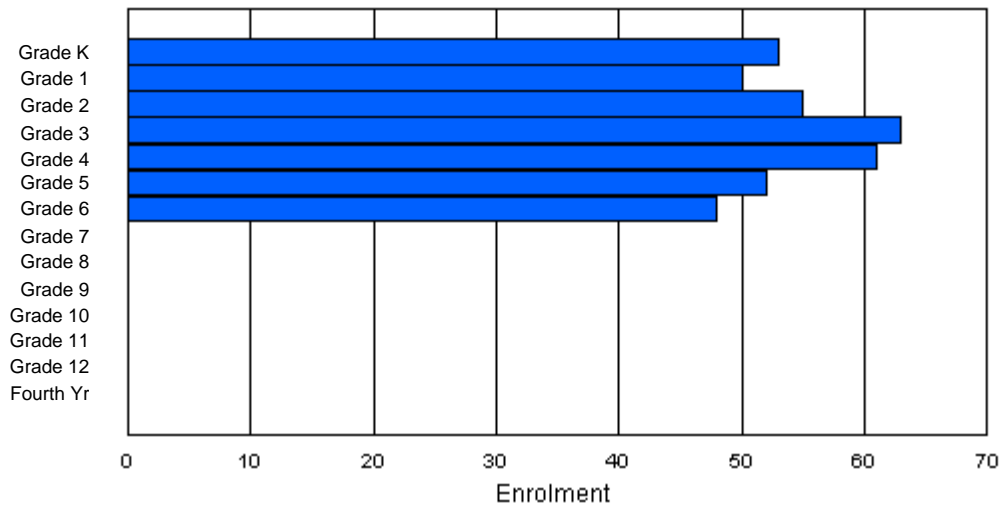
**Enrolment By Age and Gender**

Gender	Age																Total
	5	6	7	8	9	10	11	12	13	14	15	16	17	18	19	20>	
Male	26	26	24	27	33	23	23	1	0	0	0	0	0	0	0	0	183
Female	24	27	30	33	29	31	24	1	0	0	0	0	0	0	0	0	199
<b>Total</b>	<b>50</b>	<b>53</b>	<b>54</b>	<b>60</b>	<b>62</b>	<b>54</b>	<b>47</b>	<b>2</b>	<b>0</b>	<b>0</b>	<b>0</b>	<b>0</b>	<b>0</b>	<b>0</b>	<b>0</b>	<b>0</b>	<b>382</b>

**Enrolment By Grade and Gender**

Gender	Grade														Total
	K	1	2	3	4	5	6	7	8	9	10	11	12	4th	
Male	28	25	25	30	31	21	23	0	0	0	0	0	0	0	183
Female	25	25	30	33	30	31	25	0	0	0	0	0	0	0	199
<b>Total</b>	<b>53</b>	<b>50</b>	<b>55</b>	<b>63</b>	<b>61</b>	<b>52</b>	<b>48</b>	<b>0</b>	<b>0</b>	<b>0</b>	<b>0</b>	<b>0</b>	<b>0</b>	<b>0</b>	<b>382</b>

**Enrolment By Grade**  
For Upper Gullies Elementary



\* Data from the 1999-00 AGR(Enrolment/Age as of the last day in Sept./Dec.)

\*\* Newfoundland Statistics Classification System

\*\*\* May include itinerant teachers



District 10 - Avalon East

School #: 363

Vanier Elementary, St. John's

Classification: Urban Community/Avalon Region\*\*

Grades: K-6

Number of Grades: 7

[School FTE PTR : 17.4](#)

[District FTE PTR : 16.0](#)

[Provincial FTE PTR : 14.3](#)

[FTE Teachers](#) \*\*\* : 22.0

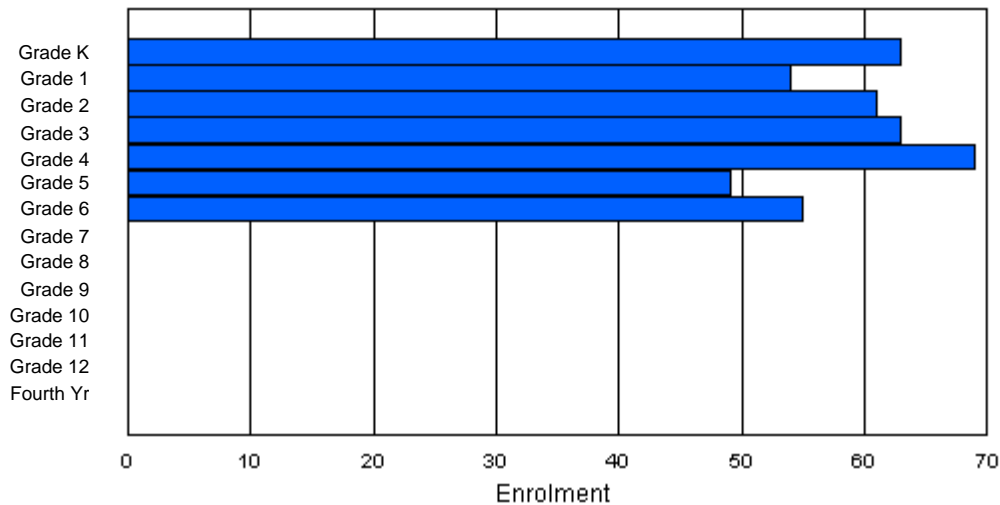
**Enrolment By Age and Gender**

Gender	Age																Total
	5	6	7	8	9	10	11	12	13	14	15	16	17	18	19	20>	
Male	22	30	29	30	36	25	22	1	0	0	0	0	0	0	0	0	195
Female	36	26	35	33	30	27	31	1	0	0	0	0	0	0	0	0	219
<b>Total</b>	<b>58</b>	<b>56</b>	<b>64</b>	<b>63</b>	<b>66</b>	<b>52</b>	<b>53</b>	<b>2</b>	<b>0</b>	<b>0</b>	<b>0</b>	<b>0</b>	<b>0</b>	<b>0</b>	<b>0</b>	<b>0</b>	<b>414</b>

**Enrolment By Grade and Gender**

Gender	Grade														Total
	K	1	2	3	4	5	6	7	8	9	10	11	12	4th	
Male	25	29	27	30	38	22	24	0	0	0	0	0	0	0	195
Female	38	25	34	33	31	27	31	0	0	0	0	0	0	0	219
<b>Total</b>	<b>63</b>	<b>54</b>	<b>61</b>	<b>63</b>	<b>69</b>	<b>49</b>	<b>55</b>	<b>0</b>	<b>0</b>	<b>0</b>	<b>0</b>	<b>0</b>	<b>0</b>	<b>0</b>	<b>414</b>

**Enrolment By Grade**  
For Vanier Elementary



\* Data from the 1999-00 AGR(Enrolment/Age as of the last day in Sept./Dec.)

\*\* Newfoundland Statistics Classification System

\*\*\* May include itinerant teachers

District 10 - Avalon East

School #: 364

Virginia Park School, St. John's

Classification: Urban Community/Avalon Region\*\*

Grades: K-3

Number of Grades: 4

[School FTE PTR : 10.9](#)

[District FTE PTR : 16.0](#)

[Provincial FTE PTR : 14.3](#)

[FTE Teachers](#) \*\*\* : 13.0

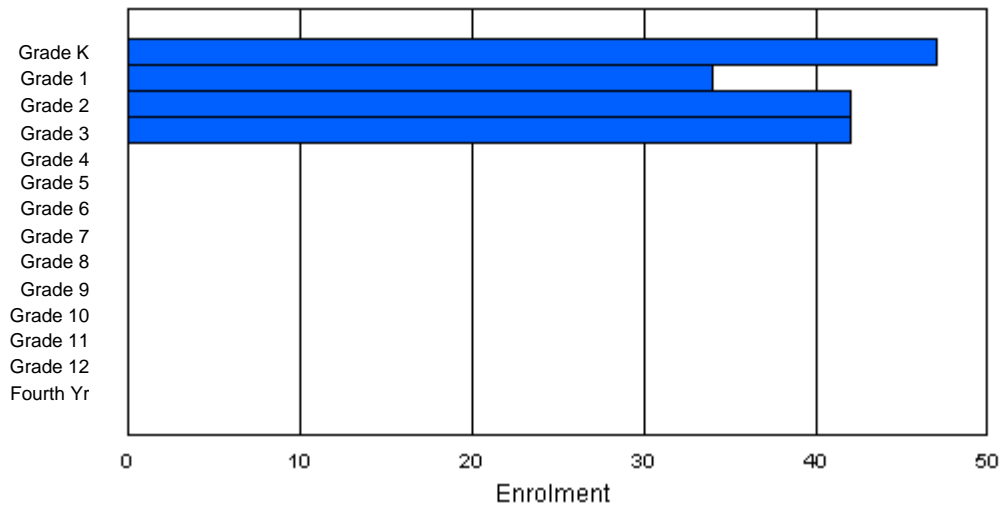
**Enrolment By Age and Gender**

Gender	Age																Total
	5	6	7	8	9	10	11	12	13	14	15	16	17	18	19	20>	
Male	21	20	26	17	3	0	0	0	0	0	0	1	0	0	0	0	88
Female	22	15	21	15	2	1	0	1	0	0	0	0	0	0	0	0	77
<b>Total</b>	<b>43</b>	<b>35</b>	<b>47</b>	<b>32</b>	<b>5</b>	<b>1</b>	<b>0</b>	<b>1</b>	<b>0</b>	<b>0</b>	<b>0</b>	<b>1</b>	<b>0</b>	<b>0</b>	<b>0</b>	<b>0</b>	<b>165</b>

**Enrolment By Grade and Gender**

Gender	Grade															Total
	K	1	2	3	4	5	6	7	8	9	10	11	12	4th		
Male	24	20	23	21	0	0	0	0	0	0	0	0	0	0	0	88
Female	23	14	19	21	0	0	0	0	0	0	0	0	0	0	0	77
<b>Total</b>	<b>47</b>	<b>34</b>	<b>42</b>	<b>42</b>	<b>0</b>	<b>0</b>	<b>0</b>	<b>0</b>	<b>0</b>	<b>0</b>	<b>0</b>	<b>0</b>	<b>0</b>	<b>0</b>	<b>0</b>	<b>165</b>

**Enrolment By Grade**  
For Virginia Park School



\* Data from the 1999-00 AGR(Enrolment/Age as of the last day in Sept./Dec.)

\*\* Newfoundland Statistics Classification System

\*\*\* May include itinerant teachers

School #: 459

Centre Éducatif L'Énvol, Labrador City

Classification: Urban Community/Labrador Region\*\*

Grades: K-10

Number of Grades: 11

[School FTE PTR : 6.4](#)

[District FTE PTR : 8.4](#)

[Provincial FTE PTR : 14.3](#)

[FTE Teachers](#) \*\*\* : 4.8

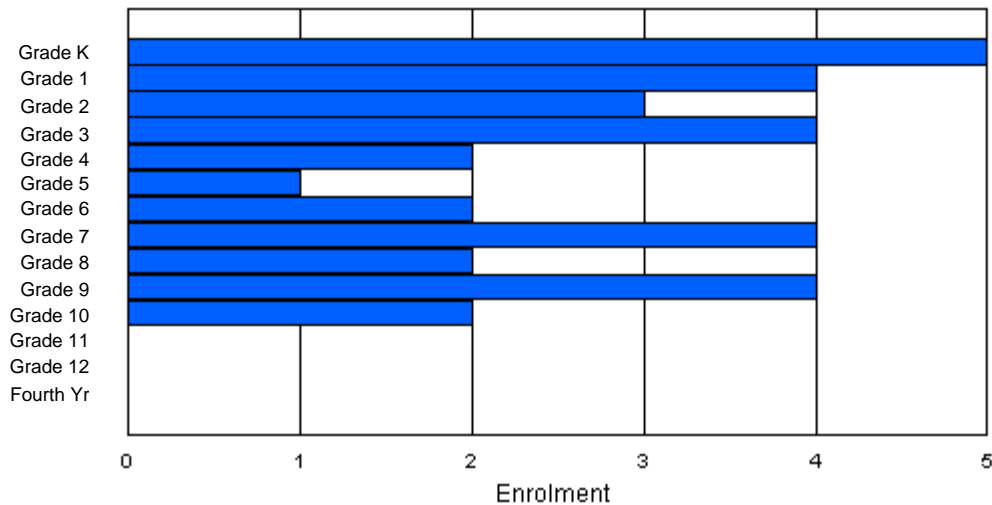
**Enrolment By Age and Gender**

Gender	Age																Total
	5	6	7	8	9	10	11	12	13	14	15	16	17	18	19	20>	
Male	5	1	2	2	2	1	0	2	0	3	3	0	0	0	0	0	21
Female	2	1	1	2	0	0	2	1	0	1	2	0	0	0	0	0	12
<b>Total</b>	<b>7</b>	<b>2</b>	<b>3</b>	<b>4</b>	<b>2</b>	<b>1</b>	<b>2</b>	<b>3</b>	<b>0</b>	<b>4</b>	<b>5</b>	<b>0</b>	<b>0</b>	<b>0</b>	<b>0</b>	<b>0</b>	<b>33</b>

**Enrolment By Grade and Gender**

Gender	Grade														Total
	K	1	2	3	4	5	6	7	8	9	10	11	12	4th	
Male	3	3	2	2	2	1	0	4	1	2	1	0	0	0	21
Female	2	1	1	2	0	0	2	0	1	2	1	0	0	0	12
<b>Total</b>	<b>5</b>	<b>4</b>	<b>3</b>	<b>4</b>	<b>2</b>	<b>1</b>	<b>2</b>	<b>4</b>	<b>2</b>	<b>4</b>	<b>2</b>	<b>0</b>	<b>0</b>	<b>0</b>	<b>33</b>

**Enrolment By Grade**  
For Centre Éducatif L'Énvol



\* Data from the 1999-00 AGR(Enrolment/Age as of the last day in Sept./Dec.)

\*\* Newfoundland Statistics Classification System

\*\*\* May include itinerant teachers

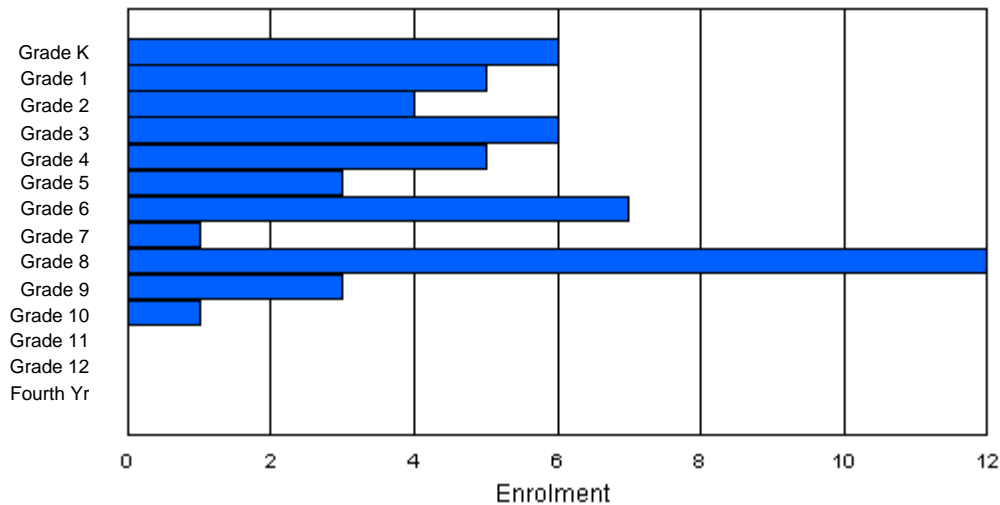
**Enrolment By Age and Gender**

Gender	Age																Total
	5	6	7	8	9	10	11	12	13	14	15	16	17	18	19	20>	
Male	5	1	4	1	3	0	3	2	4	3	0	0	0	0	0	0	26
Female	1	4	0	5	2	2	4	0	8	1	0	0	0	0	0	0	27
<b>Total</b>	<b>6</b>	<b>5</b>	<b>4</b>	<b>6</b>	<b>5</b>	<b>2</b>	<b>7</b>	<b>2</b>	<b>12</b>	<b>4</b>	<b>0</b>	<b>0</b>	<b>0</b>	<b>0</b>	<b>0</b>	<b>0</b>	<b>53</b>

**Enrolment By Grade and Gender**

Gender	Grade															Total
	K	1	2	3	4	5	6	7	8	9	10	11	12	4th		
Male	5	1	4	1	3	1	3	1	4	2	1	0	0	0	0	26
Female	1	4	0	5	2	2	4	0	8	1	0	0	0	0	0	27
<b>Total</b>	<b>6</b>	<b>5</b>	<b>4</b>	<b>6</b>	<b>5</b>	<b>3</b>	<b>7</b>	<b>1</b>	<b>12</b>	<b>3</b>	<b>1</b>	<b>0</b>	<b>0</b>	<b>0</b>	<b>0</b>	<b>53</b>

**Enrolment By Grade**  
For École Française de St-Jean



\* Data from the 1999-00 AGR(Enrolment/Age as of the last day in Sept./Dec.)

\*\* Newfoundland Statistics Classification System

\*\*\* May include itinerant teachers

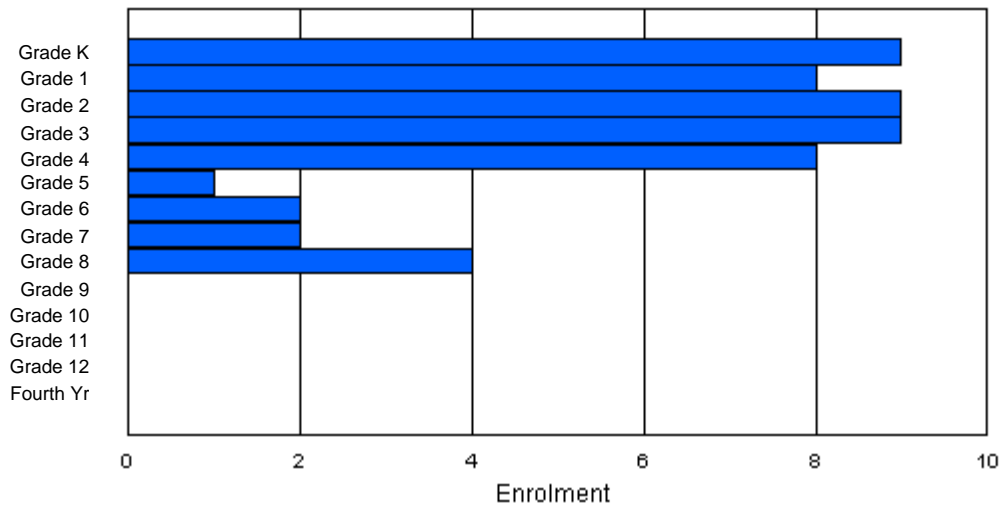
**Enrolment By Age and Gender**

Gender	Age																Total
	5	6	7	8	9	10	11	12	13	14	15	16	17	18	19	20>	
Male	7	1	4	3	3	2	1	0	0	1	0	0	0	0	0	0	22
Female	2	7	5	5	4	0	2	3	2	0	0	0	0	0	0	0	30
<b>Total</b>	<b>9</b>	<b>8</b>	<b>9</b>	<b>8</b>	<b>7</b>	<b>2</b>	<b>3</b>	<b>3</b>	<b>2</b>	<b>1</b>	<b>0</b>	<b>0</b>	<b>0</b>	<b>0</b>	<b>0</b>	<b>0</b>	<b>52</b>

**Enrolment By Grade and Gender**

Gender	Grade														Total
	K	1	2	3	4	5	6	7	8	9	10	11	12	4th	
Male	7	1	4	4	4	1	0	0	1	0	0	0	0	0	22
Female	2	7	5	5	4	0	2	2	3	0	0	0	0	0	30
<b>Total</b>	<b>9</b>	<b>8</b>	<b>9</b>	<b>9</b>	<b>8</b>	<b>1</b>	<b>2</b>	<b>2</b>	<b>4</b>	<b>0</b>	<b>0</b>	<b>0</b>	<b>0</b>	<b>0</b>	<b>52</b>

**Enrolment By Grade**  
For École Notre Dame du Cap



\* Data from the 1999-00 AGR(Enrolment/Age as of the last day in Sept./Dec.)

\*\* Newfoundland Statistics Classification System

\*\*\* May include itinerant teachers

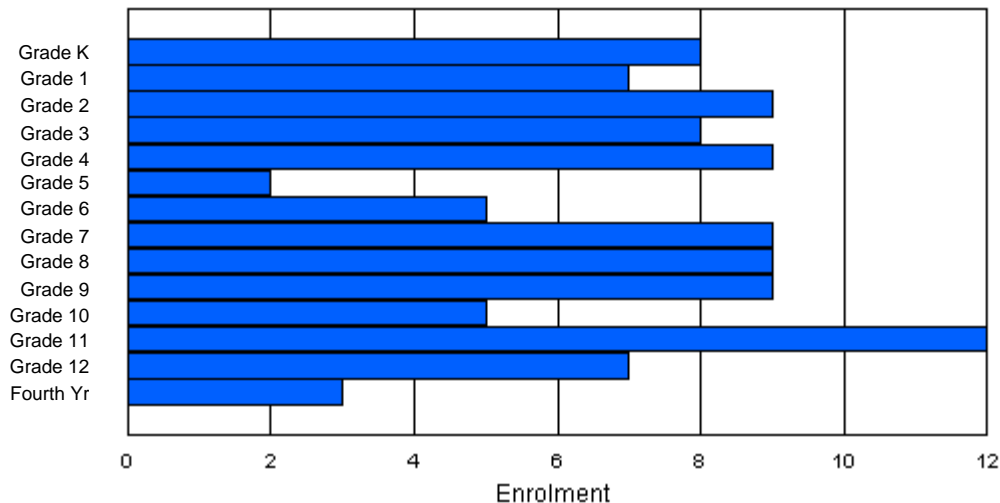
**Enrolment By Age and Gender**

Gender	Age																	Total
	5	6	7	8	9	10	11	12	13	14	15	16	17	18	19	20>		
Male	2	4	4	4	3	0	1	3	4	10	4	3	6	1	1	0	50	
Female	6	3	5	4	6	1	4	4	4	2	7	4	0	2	0	0	52	
<b>Total</b>	<b>8</b>	<b>7</b>	<b>9</b>	<b>8</b>	<b>9</b>	<b>1</b>	<b>5</b>	<b>7</b>	<b>8</b>	<b>12</b>	<b>11</b>	<b>7</b>	<b>6</b>	<b>3</b>	<b>1</b>	<b>0</b>	<b>102</b>	

**Enrolment By Grade and Gender**

Gender	Grade															Total
	K	1	2	3	4	5	6	7	8	9	10	11	12	4th		
Male	2	4	4	4	3	1	1	5	5	6	3	5	5	2	50	
Female	6	3	5	4	6	1	4	4	4	3	2	7	2	1	52	
<b>Total</b>	<b>8</b>	<b>7</b>	<b>9</b>	<b>8</b>	<b>9</b>	<b>2</b>	<b>5</b>	<b>9</b>	<b>9</b>	<b>9</b>	<b>5</b>	<b>12</b>	<b>7</b>	<b>3</b>	<b>102</b>	

**Enrolment By Grade**  
For École Ste Anne



\* Data from the 1999-00 AGR(Enrolment/Age as of the last day in Sept./Dec.)

\*\* Newfoundland Statistics Classification System

\*\*\* May include itinerant teachers

**Enrolment By Age and Gender**

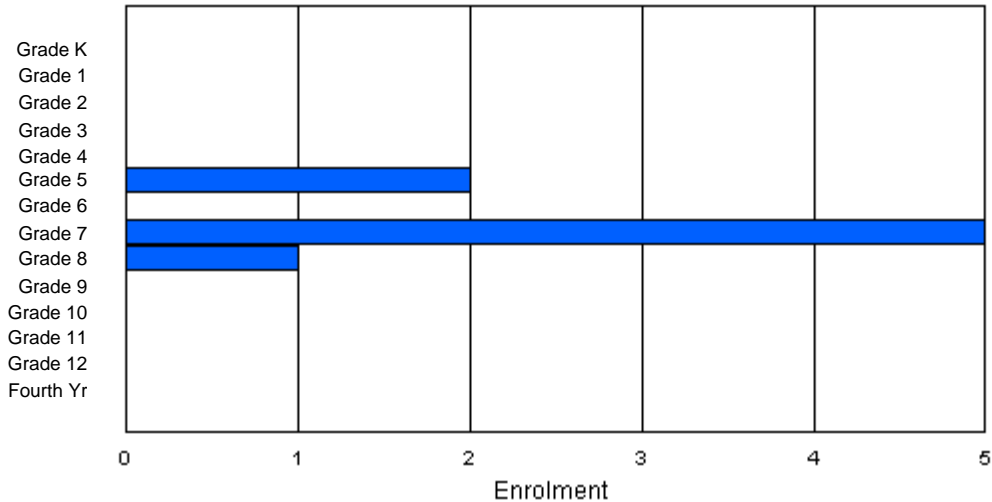
Gender	Age																Total
	5	6	7	8	9	10	11	12	13	14	15	16	17	18	19	20>	
Male	0	0	0	0	0	1	0	3	1	0	0	0	0	0	0	0	5
Female	0	0	0	0	0	1	0	1	0	1	0	0	0	0	0	0	3
<b>Total</b>	0	0	0	0	0	2	0	4	1	1	0	0	0	0	0	0	8

**Enrolment By Grade and Gender**

Gender	Grade															Total
	K	1	2	3	4	5	6	7	8	9	10	11	12	4th		
Male	0	0	0	0	0	1	0	4	1	0	0	0	0	0	0	6
Female	0	0	0	0	0	1	0	1	0	0	0	0	0	0	0	2
<b>Total</b>	0	0	0	0	0	2	0	5	1	0	0	0	0	0	0	8

**Enrolment By Grade**

For Our Lady Queen of Peace



\* Data from the 1999-00 AGR(Enrolment/Age as of the last day in Sept./Dec.)

\*\* Newfoundland Statistics Classification System

\*\*\* May include itinerant teachers

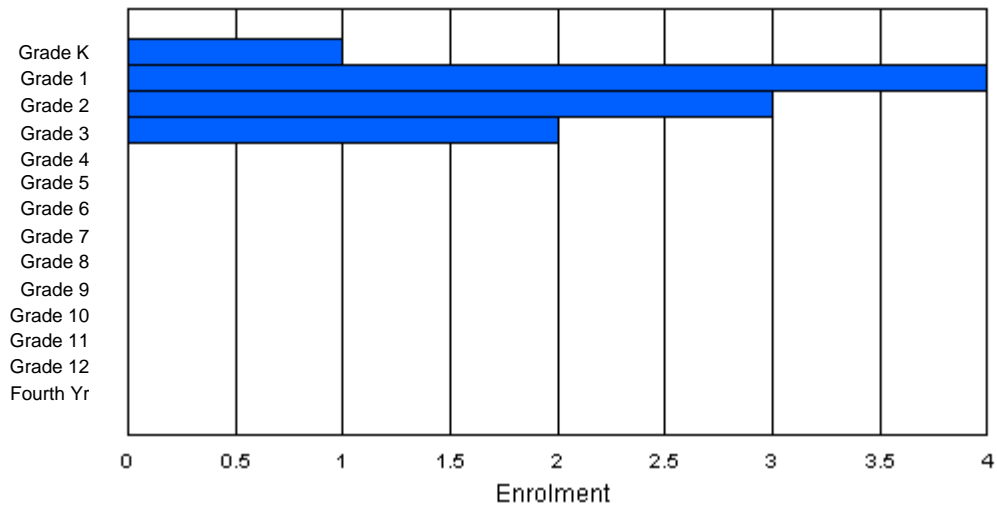
**Enrolment By Age and Gender**

Gender	Age																Total
	5	6	7	8	9	10	11	12	13	14	15	16	17	18	19	20>	
Male	1	1	2	1	0	0	0	0	0	0	0	0	0	0	0	0	5
Female	0	3	1	1	0	0	0	0	0	0	0	0	0	0	0	0	5
<b>Total</b>	<b>1</b>	<b>4</b>	<b>3</b>	<b>2</b>	<b>0</b>	<b>0</b>	<b>0</b>	<b>0</b>	<b>0</b>	<b>0</b>	<b>0</b>	<b>0</b>	<b>0</b>	<b>0</b>	<b>0</b>	<b>0</b>	<b>10</b>

**Enrolment By Grade and Gender**

Gender	K	Grade														Total
		1	2	3	4	5	6	7	8	9	10	11	12	4th		
Male	1	1	2	1	0	0	0	0	0	0	0	0	0	0	0	5
Female	0	3	1	1	0	0	0	0	0	0	0	0	0	0	0	5
<b>Total</b>	<b>1</b>	<b>4</b>	<b>3</b>	<b>2</b>	<b>0</b>	<b>0</b>	<b>0</b>	<b>0</b>	<b>0</b>	<b>0</b>	<b>0</b>	<b>0</b>	<b>0</b>	<b>0</b>	<b>0</b>	<b>10</b>

**Enrolment By Grade**  
For Peacock School



\* Data from the 1999-00 AGR(Enrolment/Age as of the last day in Sept./Dec.)

\*\* Newfoundland Statistics Classification System

\*\*\* May include itinerant teachers



**District 803 - Private Schools**

School #: 374      Brother T. I. Murphy, St. John's

Classification: Urban Community/Avalon Region\*\*

Grades: 11-12      Number of Grades: 2

[School FTE PTR : N/A](#)

[FTE Teachers](#) \*\*\* : 0.0

[Provincial FTE PTR : 14.3](#)

**Enrolment By Age and Gender**

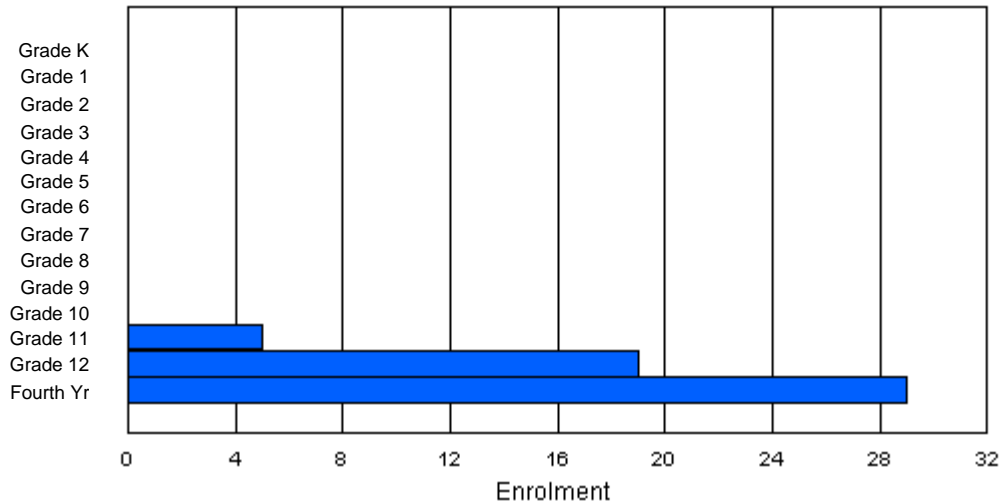
Gender	Age																	Total
	5	6	7	8	9	10	11	12	13	14	15	16	17	18	19	20>		
Male	0	0	0	0	0	0	0	0	0	0	0	0	1	5	6	13	25	
Female	0	0	0	0	0	0	0	0	0	0	0	0	1	8	8	11	28	
Total	0	0	0	0	0	0	0	0	0	0	0	0	2	13	14	24	53	

**Enrolment By Grade and Gender**

Gender	Grade															Total
	K	1	2	3	4	5	6	7	8	9	10	11	12	4th		
Male	0	0	0	0	0	0	0	0	0	0	0	3	10	12	25	
Female	0	0	0	0	0	0	0	0	0	0	0	2	9	17	28	
Total	0	0	0	0	0	0	0	0	0	0	0	5	19	29	53	

**Enrolment By Grade**

For Brother T. I. Murphy



\* Data from the 1999-00 AGR(Enrolment/Age as of the last day in Sept./Dec.)

\*\* Newfoundland Statistics Classification System

\*\*\* May include itinerant teachers

District 803 - Private Schools

School #: 453

Eric G. Lambert All-Grade, Churchill Falls

Classification: Rural Community/Labrador Region\*\*

Grades: K-12

Number of Grades: 13

[School FTE PTR : N/A](#)

[FTE Teachers](#) \*\*\* : 0.0

[Provincial FTE PTR : 14.3](#)

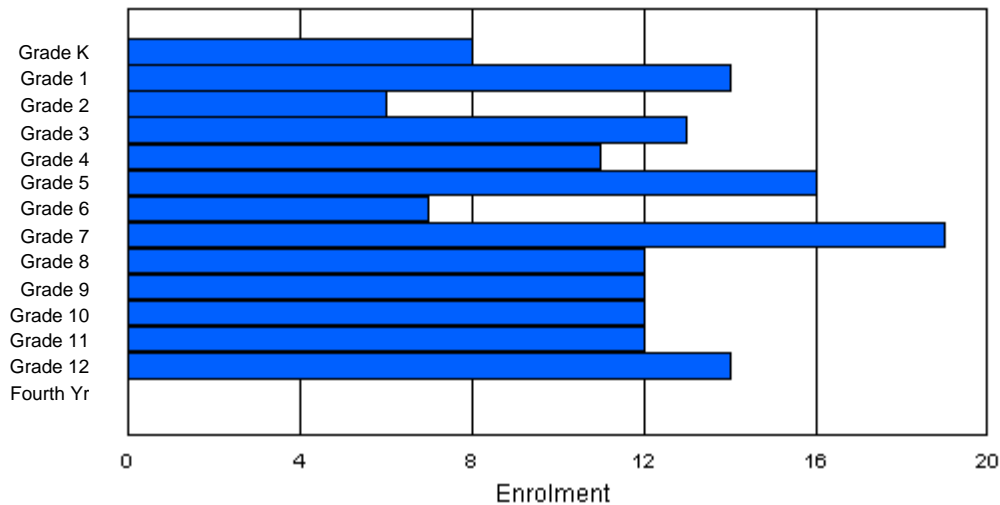
**Enrolment By Age and Gender**

Gender	Age																	Total
	5	6	7	8	9	10	11	12	13	14	15	16	17	18	19	20>		
Male	5	8	4	1	5	4	2	14	6	7	6	6	10	1	0	0	79	
Female	3	5	3	12	6	10	5	7	4	6	4	4	7	1	0	0	77	
<b>Total</b>	<b>8</b>	<b>13</b>	<b>7</b>	<b>13</b>	<b>11</b>	<b>14</b>	<b>7</b>	<b>21</b>	<b>10</b>	<b>13</b>	<b>10</b>	<b>10</b>	<b>17</b>	<b>2</b>	<b>0</b>	<b>0</b>	<b>156</b>	

**Enrolment By Grade and Gender**

Gender	Grade															Total
	K	1	2	3	4	5	6	7	8	9	10	11	12	4th		
Male	5	9	3	1	5	5	3	12	7	7	6	8	8	0	79	
Female	3	5	3	12	6	11	4	7	5	5	6	4	6	0	77	
<b>Total</b>	<b>8</b>	<b>14</b>	<b>6</b>	<b>13</b>	<b>11</b>	<b>16</b>	<b>7</b>	<b>19</b>	<b>12</b>	<b>12</b>	<b>12</b>	<b>12</b>	<b>14</b>	<b>0</b>	<b>156</b>	

**Enrolment By Grade**  
For Eric G. Lambert All-Grade



\* Data from the 1999-00 AGR(Enrolment/Age as of the last day in Sept./Dec.)

\*\* Newfoundland Statistics Classification System

\*\*\* May include itinerant teachers

District 803 - Private Schools

School #: 373

First Baptist Academy, Mount Pearl

Classification: Urban Community/Avalon Region\*\*

Grades: K,3-12

Number of Grades: 11

[School FTE PTR : N/A](#)

[FTE Teachers](#) \*\*\* : 0.0

[Provincial FTE PTR : 14.3](#)

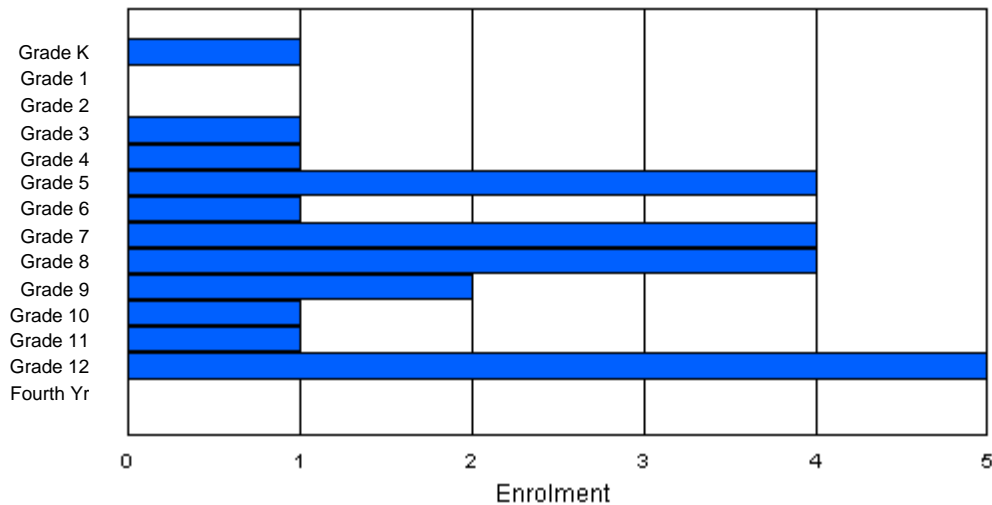
**Enrolment By Age and Gender**

Gender	Age																Total
	5	6	7	8	9	10	11	12	13	14	15	16	17	18	19	20>	
Male	1	0	0	1	1	1	1	2	1	1	1	1	2	1	0	0	14
Female	0	0	0	0	0	3	0	3	1	1	0	1	2	0	0	0	11
<b>Total</b>	<b>1</b>	<b>0</b>	<b>0</b>	<b>1</b>	<b>1</b>	<b>4</b>	<b>1</b>	<b>5</b>	<b>2</b>	<b>2</b>	<b>1</b>	<b>2</b>	<b>4</b>	<b>1</b>	<b>0</b>	<b>0</b>	<b>25</b>

**Enrolment By Grade and Gender**

Gender	Grade															Total
	K	1	2	3	4	5	6	7	8	9	10	11	12	4th		
Male	1	0	0	1	1	1	1	1	3	0	1	1	3	0	14	
Female	0	0	0	0	0	3	0	3	1	2	0	0	2	0	11	
<b>Total</b>	<b>1</b>	<b>0</b>	<b>0</b>	<b>1</b>	<b>1</b>	<b>4</b>	<b>1</b>	<b>4</b>	<b>4</b>	<b>2</b>	<b>1</b>	<b>1</b>	<b>5</b>	<b>0</b>	<b>25</b>	

**Enrolment By Grade**  
For First Baptist Academy



\* Data from the 1999-00 AGR(Enrolment/Age as of the last day in Sept./Dec.)

\*\* Newfoundland Statistics Classification System

\*\*\* May include itinerant teachers

District 803 - Private Schools

School #: 375

Lakecrest School, St. John's

Classification: Urban Community/Avalon Region\*\*

Grades: K-9

Number of Grades: 10

[School FTE PTR : N/A](#)

[FTE Teachers](#) \*\*\* : 0.0

[Provincial FTE PTR : 14.3](#)

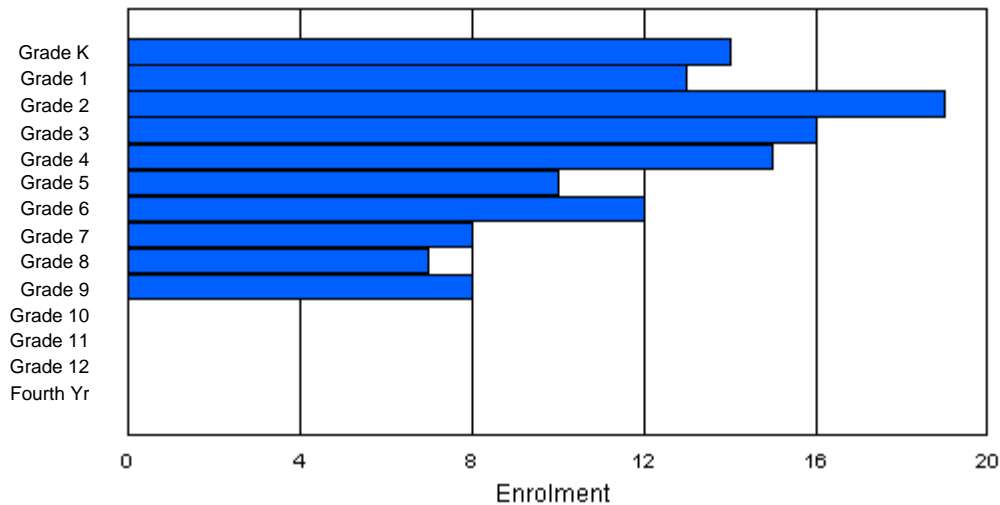
**Enrolment By Age and Gender**

Gender	Age																	Total
	5	6	7	8	9	10	11	12	13	14	15	16	17	18	19	20>		
Male	7	4	9	8	6	9	5	4	5	3	0	0	0	0	0	0	60	
Female	9	6	9	8	8	4	5	3	4	6	0	0	0	0	0	0	62	
<b>Total</b>	<b>16</b>	<b>10</b>	<b>18</b>	<b>16</b>	<b>14</b>	<b>13</b>	<b>10</b>	<b>7</b>	<b>9</b>	<b>9</b>	<b>0</b>	<b>0</b>	<b>0</b>	<b>0</b>	<b>0</b>	<b>0</b>	<b>122</b>	

**Enrolment By Grade and Gender**

Gender	Grade															Total
	K	1	2	3	4	5	6	7	8	9	10	11	12	4th		
Male	6	5	9	8	8	7	6	3	6	2	0	0	0	0	60	
Female	8	8	10	8	7	3	6	5	1	6	0	0	0	0	62	
<b>Total</b>	<b>14</b>	<b>13</b>	<b>19</b>	<b>16</b>	<b>15</b>	<b>10</b>	<b>12</b>	<b>8</b>	<b>7</b>	<b>8</b>	<b>0</b>	<b>0</b>	<b>0</b>	<b>0</b>	<b>122</b>	

**Enrolment By Grade**  
For Lakecrest School



\* Data from the 1999-00 AGR(Enrolment/Age as of the last day in Sept./Dec.)

\*\* Newfoundland Statistics Classification System

\*\*\* May include itinerant teachers

Private School

School #: 450

St. Bonaventure's College, St. John's

Classification: Urban Community/Avalon Region\*\*

Grades: K-9

Number of Grades: 10

[School FTE PTR : N/A](#)

[FTE Teachers](#) \*\*\* : 0.0

[Provincial FTE PTR : 14.3](#)

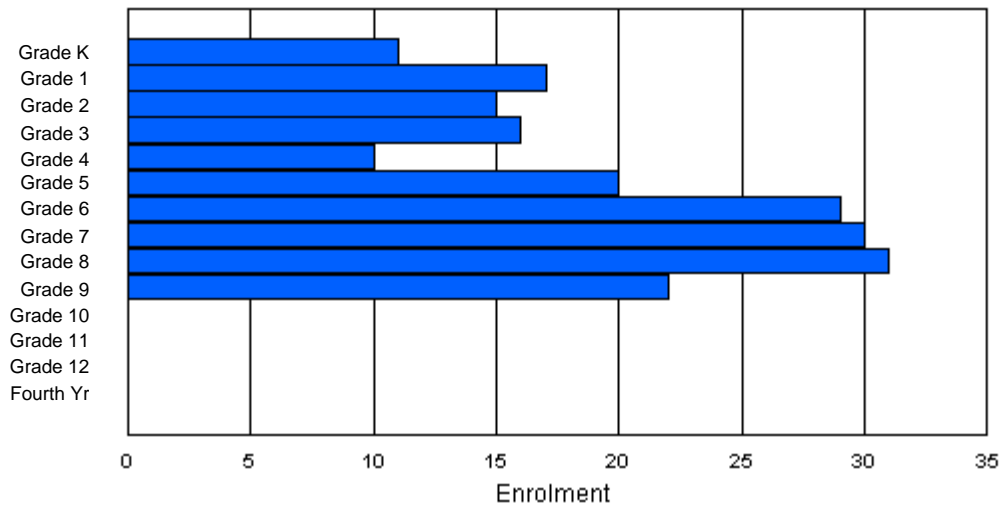
**Enrolment By Age and Gender**

Gender	Age																Total
	5	6	7	8	9	10	11	12	13	14	15	16	17	18	19	20>	
Male	4	7	6	9	6	10	19	20	15	6	2	0	0	0	0	0	104
Female	7	7	9	9	5	8	10	10	18	13	1	0	0	0	0	0	97
<b>Total</b>	<b>11</b>	<b>14</b>	<b>15</b>	<b>18</b>	<b>11</b>	<b>18</b>	<b>29</b>	<b>30</b>	<b>33</b>	<b>19</b>	<b>3</b>	<b>0</b>	<b>0</b>	<b>0</b>	<b>0</b>	<b>0</b>	<b>201</b>

**Enrolment By Grade and Gender**

Gender	Grade															Total
	K	1	2	3	4	5	6	7	8	9	10	11	12	4th		
Male	4	8	8	7	5	11	20	20	13	8	0	0	0	0	104	
Female	7	9	7	9	5	9	9	10	18	14	0	0	0	0	97	
<b>Total</b>	<b>11</b>	<b>17</b>	<b>15</b>	<b>16</b>	<b>10</b>	<b>20</b>	<b>29</b>	<b>30</b>	<b>31</b>	<b>22</b>	<b>0</b>	<b>0</b>	<b>0</b>	<b>0</b>	<b>201</b>	

**Enrolment By Grade**  
For St. Bonaventure's College



\* Data from the 1999-00 AGR(Enrolment/Age as of the last day in Sept./Dec.)

\*\* Newfoundland Statistics Classification System

\*\*\* May include itinerant teachers

District 803 - Private Schools

School #: 352

St. John's Seventh Day Academy, St. John's

Classification: Urban Community/Avalon Region\*\*

Grades: 1-12

Number of Grades: 12

[School FTE PTR : N/A](#)

[FTE Teachers](#) \*\*\* : 0.0

[Provincial FTE PTR : 14.3](#)

**Enrolment By Age and Gender**

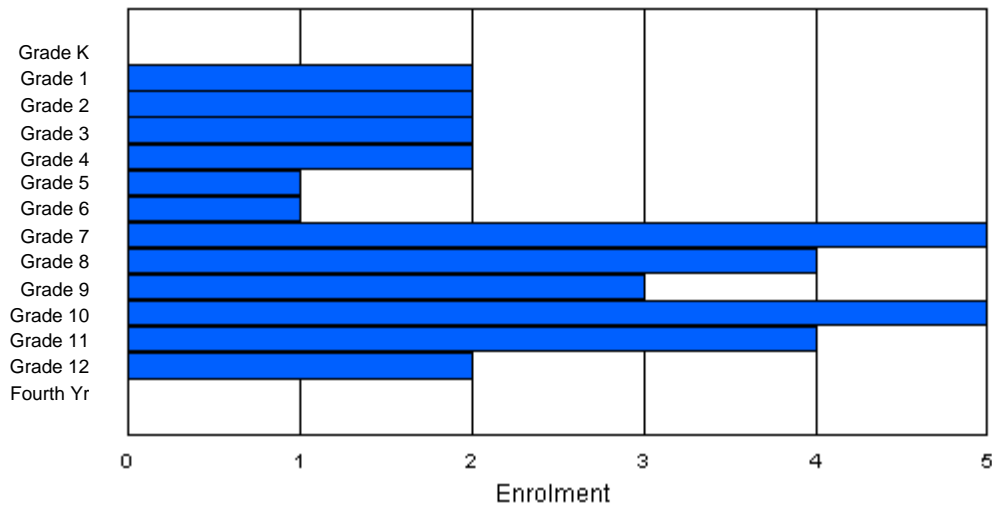
Gender	Age																	Total
	5	6	7	8	9	10	11	12	13	14	15	16	17	18	19	20>		
Male	0	2	1	1	1	1	0	1	1	1	5	2	2	0	0	0	18	
Female	0	0	1	0	2	0	1	3	1	2	2	1	2	0	0	0	15	
<b>Total</b>	<b>0</b>	<b>2</b>	<b>2</b>	<b>1</b>	<b>3</b>	<b>1</b>	<b>1</b>	<b>4</b>	<b>2</b>	<b>3</b>	<b>7</b>	<b>3</b>	<b>4</b>	<b>0</b>	<b>0</b>	<b>0</b>	<b>33</b>	

**Enrolment By Grade and Gender**

Gender	Grade															Total
	K	1	2	3	4	5	6	7	8	9	10	11	12	4th		
Male	0	2	1	1	1	1	0	2	3	1	3	2	1	0	18	
Female	0	0	1	1	1	0	1	3	1	2	2	2	1	0	15	
<b>Total</b>	<b>0</b>	<b>2</b>	<b>2</b>	<b>2</b>	<b>2</b>	<b>1</b>	<b>1</b>	<b>5</b>	<b>4</b>	<b>3</b>	<b>5</b>	<b>4</b>	<b>2</b>	<b>0</b>	<b>33</b>	

**Enrolment By Grade**

For St. John's Seventh Day Academy



\* Data from the 1999-00 AGR(Enrolment/Age as of the last day in Sept./Dec.)

\*\* Newfoundland Statistics Classification System

\*\*\* May include itinerant teachers

District 804 - Native Federal Schools

School #: 376

St. Anneway Kegnamogwom, Conne River

Classification: Rural Community/Southern Region\*\*

Grades: K-12

Number of Grades: 13

[School FTE PTR : N/A](#)

[FTE Teachers](#) \*\*\* : 24.0

[Provincial FTE PTR : 14.3](#)

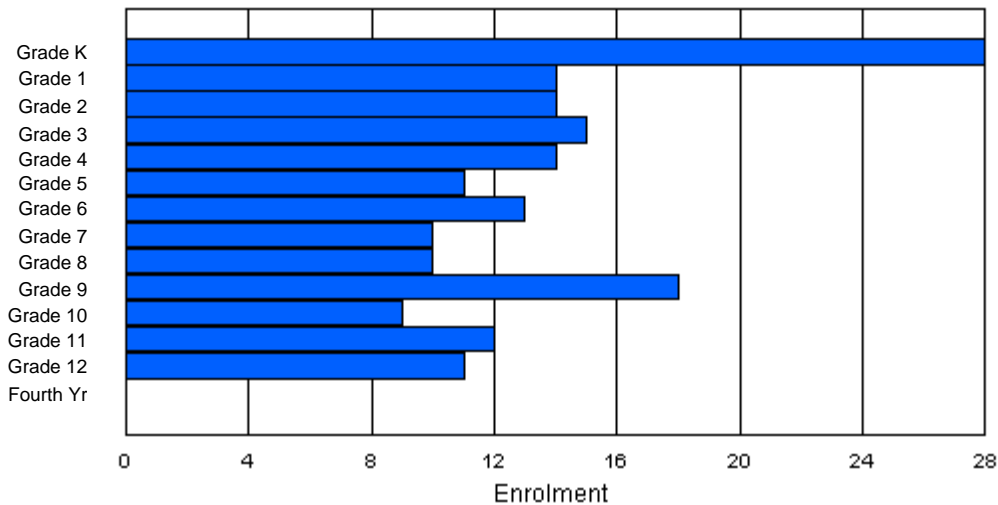
**Enrolment By Age and Gender**

Gender	Age																Total
	5	6	7	8	9	10	11	12	13	14	15	16	17	18	19	20>	
Male	17	5	6	4	7	5	6	5	3	7	4	3	4	4	1	0	81
Female	11	9	6	11	7	6	9	3	6	10	5	6	8	1	0	0	98
Total	28	14	12	15	14	11	15	8	9	17	9	9	12	5	1	0	179

**Enrolment By Grade and Gender**

Gender	Grade															Total
	K	1	2	3	4	5	6	7	8	9	10	11	12	4th		
Male	17	5	7	4	8	4	5	6	3	7	5	4	6	0	81	
Female	11	9	7	11	6	7	8	4	7	11	4	8	5	0	98	
Total	28	14	14	15	14	11	13	10	10	18	9	12	11	0	179	

**Enrolment By Grade**  
For St. Anneway Kegnamogwom



\* Data from the 1999-00 AGR(Enrolment/Age as of the last day in Sept./Dec.)

\*\* Newfoundland Statistics Classification System

\*\*\* May include itinerant teachers

**District 902 - Institutional Schools**

School #: 377      Nf School for the Deaf, St. John's      Classification: Urban Community/Avalon Region\*\*

Grades: K-12      Number of Grades: 13      [School FTE PTR : N/A](#)

[FTE Teachers](#) \*\*\* : 0.0      [Provincial FTE PTR : 14.3](#)

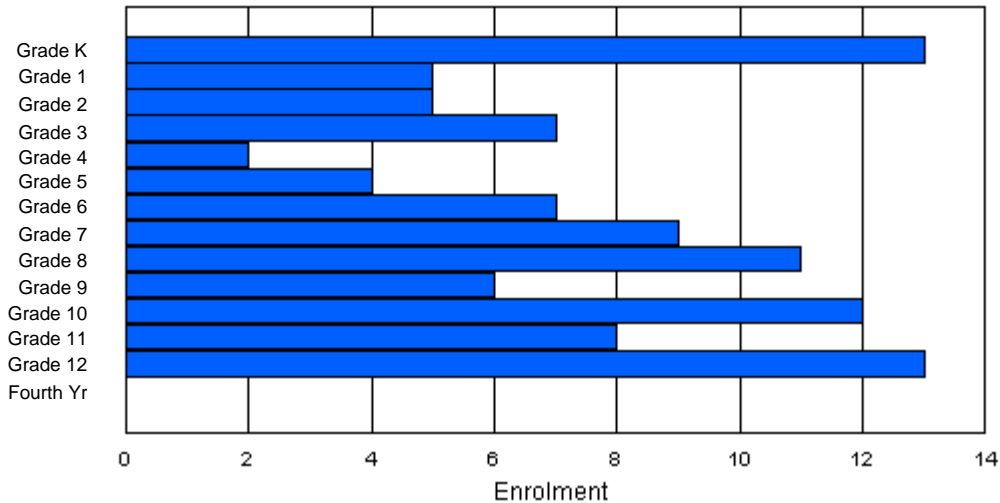
**Enrolment By Age and Gender**

Gender	Age																Total
	5	6	7	8	9	10	11	12	13	14	15	16	17	18	19	20>	
Male	10	3	2	3	0	4	2	4	3	7	3	6	1	5	7	2	62
Female	5	2	2	1	2	2	2	6	1	0	5	1	6	3	2	0	40
<b>Total</b>	<b>15</b>	<b>5</b>	<b>4</b>	<b>4</b>	<b>2</b>	<b>6</b>	<b>4</b>	<b>10</b>	<b>4</b>	<b>7</b>	<b>8</b>	<b>7</b>	<b>7</b>	<b>8</b>	<b>9</b>	<b>2</b>	<b>102</b>

**Enrolment By Grade and Gender**

Gender	Grade															Total
	K	1	2	3	4	5	6	7	8	9	10	11	12	4th		
Male	8	4	1	5	0	3	4	3	5	6	9	4	10	0	62	
Female	5	1	4	2	2	1	3	6	6	0	3	4	3	0	40	
<b>Total</b>	<b>13</b>	<b>5</b>	<b>5</b>	<b>7</b>	<b>2</b>	<b>4</b>	<b>7</b>	<b>9</b>	<b>11</b>	<b>6</b>	<b>12</b>	<b>8</b>	<b>13</b>	<b>0</b>	<b>102</b>	

**Enrolment By Grade**  
For Nf School for the Deaf



\* Data from the 1999-00 AGR(Enrolment/Age as of the last day in Sept./Dec.)

\*\* Newfoundland Statistics Classification System

\*\*\* May include itinerant teachers. Students receiving itinerant services have been included for this school



**District 903 - Social Service Schools**

School #: 378 Nfld & Lab Youth Centre, Whitbourne

Classification: Rural Community/Avalon Region\*\*

Grades: 8-12 Number of Grades: 5

[School FTE PTR : N/A](#)

[FTE Teachers](#) \*\*\* : 0.0

[Provincial FTE PTR : 14.3](#)

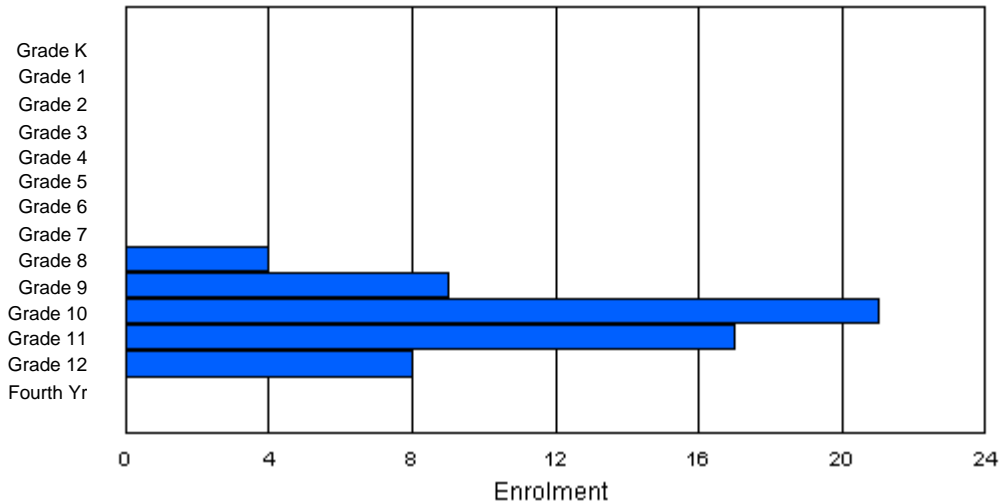
**Enrolment By Age and Gender**

Gender	Age																Total
	5	6	7	8	9	10	11	12	13	14	15	16	17	18	19	20>	
Male	0	0	0	0	0	0	0	0	0	1	16	16	15	2	1	1	52
Female	0	0	0	0	0	0	0	0	1	2	2	2	0	0	0	0	7
Total	0	0	0	0	0	0	0	0	1	3	18	18	15	2	1	1	59

**Enrolment By Grade and Gender**

Gender	Grade															Total
	K	1	2	3	4	5	6	7	8	9	10	11	12	4th		
Male	0	0	0	0	0	0	0	0	3	6	18	17	8	0	52	
Female	0	0	0	0	0	0	0	0	1	3	3	0	0	0	7	
Total	0	0	0	0	0	0	0	0	4	9	21	17	8	0	59	

**Enrolment By Grade**  
For Nfld & Lab Youth Centre



\* Data from the 1999-00 AGR(Enrolment/Age as of the last day in Sept./Dec.)

\*\* Newfoundland Statistics Classification System

\*\*\* May include itinerant teachers

\* Data from the 1999-00 AGR(Enrolment/Age as of the last day in Sept./Dec.)

\*\* Newfoundland Statistics Classification System

\*\*\* May include itinerant teachers